



KEMENTERIAN EKONOMI
JABATAN PERANGKAAAN MALAYSIA

PERANGKAAAN GETAH BULANAN MONTHLY RUBBER STATISTICS

MEI/MAY **2024**



JABATAN PERANGKAAAN MALAYSIA
DEPARTMENT OF STATISTICS MALAYSIA



KEMENTERIAN EKONOMI
JABATAN PERANGKAAN MALAYSIA

MEI 2024 MAY 2024

PERANGKAAN GETAH BULANAN MONTHLY RUBBER STATISTICS

Pemakluman

Jabatan Perangkaan Malaysia (DOSM) telah melancarkan OpenDOSM NextGen sebagai medium yang menyediakan katalog data dan visualisasi bagi memudahkan pengguna menganalisis pelbagai data dan boleh diakses melalui portal <https://open.dosm.gov.my>.

DOSM akan menjalankan Banci Pertanian pada tahun 2024. Mohon layari <https://www.myagricencus.gov.my> untuk maklumat lanjut. Tema adalah "Banci Pertanian, Kunci Kemajuan Pertanian."

Kerajaan Malaysia telah mengisytiharkan Hari Statistik Negara (MyStats Day) pada 20 Oktober setiap tahun. Tema sambutan MyStats Day adalah "Statistik Nadi Kehidupan". DOSM menyambut ulang tahun ke 75 Jubli Intan pada tahun 2024.

Announcement

Department of Statistics Malaysia (DOSM) has launched OpenDOSM NextGen as a medium that provides a catalog of data and visualisations to facilitate users' analysis various data and can be accessed through <https://open.dosm.gov.my>.

The Department of Statistics Malaysia (DOSM) will conduct the Agricultural Census in 2024. Please visit <https://www.myagricencus.gov.my> for more information. The theme is "Agriculture Census, Key to Agriculture Development."

The Government of Malaysia has declared National Statistics Day (MyStats Day) on October 20th each year. MyStats Day theme is "Statistics is the Essence of Life". DOSM commemorates its 75th Diamond Jubilee in 2024.

JABATAN PERANGKAAN MALAYSIA
DEPARTMENT OF STATISTICS MALAYSIA

Diterbitkan dan dicetak oleh / *Published and printed by:*

Jabatan Perangkaan Malaysia

Department of Statistics Malaysia

Blok C6 & C7, Kompleks C,

Pusat Pentadbiran Kerajaan Persekutuan,

62514 Putrajaya,

MALAYSIA

Tel. : 03-8885 7000
Faks : 03-8888 9248
Portal : <https://www.dosm.gov.my>
Facebook / X / Instagram/ Youtube : StatsMalaysia
E-mel / *E-mail* : info@dosm.gov.my (pertanyaan umum / *general enquiries*)
data@dosm.gov.my (pertanyaan & permintaan data / *data request & enquiries*)
Harga / *Price* : RM5.00

Diterbitkan pada Julai 2024/ *Published on July 2024*

Hakcipta terpelihara / *All rights reserved.*

Tiada bahagian daripada terbitan ini boleh diterbitkan semula, disimpan untuk pengeluaran atau ditukar dalam apa-apa bentuk atau alat apa jua pun kecuali setelah mendapat kebenaran daripada Jabatan Perangkaan Malaysia.

Pengguna yang mengeluarkan sebarang maklumat dari terbitan ini sama ada yang asal atau diolah semula hendaklah meletakkan kenyataan berikut:

“Sumber : Jabatan Perangkaan Malaysia”.

No part of this publication may be reproduced or distributed in any form or by any means or stored in data base without the prior written permission from Department of Statistics, Malaysia. Users reproducing content of this publication with or without adaptation should quote the following:

“Source : Department of Statistics, Malaysia.”

ISSN 0127 - 6778

KATA PENGANTAR

Perangkaan Getah Bulanan, Malaysia, Mei 2024 merupakan penerbitan bulanan yang memaparkan statistik pengeluaran, import, eksport, penggunaan domestik, stok, harga, bilangan pekerja, gaji & upah dan produktiviti bagi estet getah berdasarkan Banci Getah Bulanan yang dilaksanakan oleh Jabatan Perangkaan Malaysia. Statistik ini merupakan petunjuk penting untuk dijadikan sebagai input yang bermanfaat kepada penyelidik, agensi kerajaan dan pembuat dasar bagi merancang, memantau serta menilai prestasi industri getah di Malaysia.

Ringkasan penemuan serta jadual statistik yang terperinci turut dimuatkan dalam penerbitan ini manakala aspek teknikal seperti skop & liputan, konsep dan definisi dinyatakan dalam nota teknikal bagi membantu pengguna memahami statistik yang diterbitkan.

Jabatan merakamkan setinggi-tinggi penghargaan atas kerjasama yang diberikan oleh responden dan juga semua pihak yang telah terlibat dalam penyediaan penerbitan ini. Setiap maklum balas dan cadangan penambahbaikan penerbitan pada masa akan datang amat dihargai.

DATO' SRI DR. MOHD UZIR MAHIDIN

Ketua Perangkawan Malaysia

Julai 2024

PREFACE

Monthly Rubber Statistics, Malaysia, May 2024 is a monthly publication that shows statistics on production, imports, exports, domestic consumption, stocks, prices, number of employees, salaries & wages and productivity of rubber estates based on Monthly Rubber Census conducted by the Department of Statistics Malaysia. These statistics are important indicators as invaluable inputs to researches, government agencies and policy makers in planning, monitoring and evaluating the performance of rubber industry in Malaysia.

Summary of findings and detailed statistical tables are also included in this publication while the technical aspects on scope & coverage, concepts and definitions are stated in the technical notes to assist users to understand the published statistics.

The Department gratefully acknowledges the cooperation rendered by the respondents as well as all parties involved in the preparation of this publication. Every feedback and suggestion towards improving future publication is highly appreciated.

DATO' SRI DR. MOHD UZIR MAHIDIN

Chief Statistician Malaysia

July 2024

KANDUNGAN

CONTENTS

	Muka surat <i>Page</i>
Kata pengantar <i>Preface</i>	i
Senarai jadual statistik <i>List of statistical tables</i>	iv
Kalendar awalan keluaran 2023/2024 <i>Advance release calendar 2023/2024</i>	v
Infografik <i>Infographics</i>	viii
Pengeluaran getah asli mengikut negara pengeluar, 2020-2024 <i>Production of natural rubber by producing countries, 2020-2024</i>	xii
Perangkaan getah mengikut negara pengeluar, Mei 2024 <i>Rubber statistics by producing countries, May 2024</i>	xii
Perangkaan utama getah, Malaysia, Mei 2024 <i>Principal statistics of rubber, Malaysia, May 2024</i>	xvi
Pengeluaran, eksport, import, penggunaan domestik dan stok bulanan bagi getah asli 2022-2024 <i>Monthly production, exports, imports, domestic consumption and stocks of natural rubber 2022-2024</i>	xvi
Ringkasan penemuan <i>Summary of findings</i>	1
Jadual statistik <i>Statistical tables</i>	15
Nota teknikal <i>Technical notes</i>	31

SENARAI JADUAL STATISTIK

LIST OF STATISTICAL TABLES

Jadual Tables	Muka surat Page
1 Penawaran dan permintaan getah asli <i>Supply and demand of natural rubber</i>	15
2 Pengeluaran getah asli mengikut hak milik <i>Production of natural rubber by ownership</i>	16
3 Eksport getah asli mengikut jenis terpilih <i>Exports of natural rubber by selected type</i>	17
4 Eksport getah asli mengikut negara yang dituju <i>Exports of natural rubber by country of destination</i>	18
5 Eksport Getah Mutu Malaysia (G.M.M.) mengikut gred <i>Exports of Standard Malaysian Rubber (S.M.R.) by grade</i>	20
6 Import getah asli mengikut jenis terpilih <i>Imports of natural rubber by selected type</i>	21
7 Import getah asli mengikut negara asal <i>Imports of natural rubber by country of origin</i>	22
8 Stok getah asli pada akhir bulan mengikut banci <i>Stocks of natural rubber held at the end of the month by census</i>	23
9 Pengeluaran dan stok lateks pekat <i>Production and stocks of Concentrated Latex</i>	23
10 Penggunaan domestik getah asli mengikut industri <i>Domestic consumption of natural rubber by industry</i>	24
11 Harga purata bulanan bagi getah asli <i>Average monthly price of natural rubber</i>	25
12 Guna tenaga dan gaji & upah dibayar mengikut kategori pekerja di estet getah <i>Employment and salaries & wages paid in rubber estates by category of workers</i>	26
13 Produktiviti pengeluaran dan penoreh bagi estet getah <i>Productivity of production and tappers in rubber estates</i>	27
14 Pengeluaran, keluasan ditoreh dan purata bilangan hari menoreh bagi estet getah mengikut negeri <i>Production, tapped area and average number of tapping days in rubber estates by states</i>	28

KALENDAR AWALAN KELUARAN 2023/2024
ADVANCE RELEASE CALENDAR 2023/2024

<p>Tarikh Keluaran Release Date</p> <p>• 12.01.2024</p> <p>November November 2023</p>	<p>Tarikh Keluaran Release Date</p> <p>• 9.02.2024</p> <p>Disember December 2023</p>	<p>Tarikh Keluaran Release Date</p> <p>• 12.03.2024</p> <p>Januari January 2024</p>
<p>Tarikh Keluaran Release Date</p> <p>• 5.04.2024</p> <p>Februari February 2024</p>	<p>Tarikh Keluaran Release Date</p> <p>• 13.05.2024</p> <p>Mac March 2024</p>	<p>Tarikh Keluaran Release Date</p> <p>• 11.06.2024</p> <p>April April 2024</p>
<p>Tarikh Keluaran Release Date</p> <p>• 12.07.2024</p> <p>Mei May 2024</p>	<p>Tarikh Keluaran Release Date</p> <p>• 12.08.2024</p> <p>Jun June 2024</p>	<p>Tarikh Keluaran Release Date</p> <p>• 11.09.2023</p> <p>Julai July 2024</p>
<p>Tarikh Keluaran Release Date</p> <p>• 10.10.2024</p> <p>Ogos August 2024</p>	<p>Tarikh Keluaran Release Date</p> <p>• 12.11.2024</p> <p>September September 2024</p>	<p>Tarikh Keluaran Release Date</p> <p>• 12.12.2024</p> <p>Oktober October 2024</p>



INFOGRAFIK

INFOGRAPHICS



PERANGKAAAN GETAH BULANAN, MEI 2024

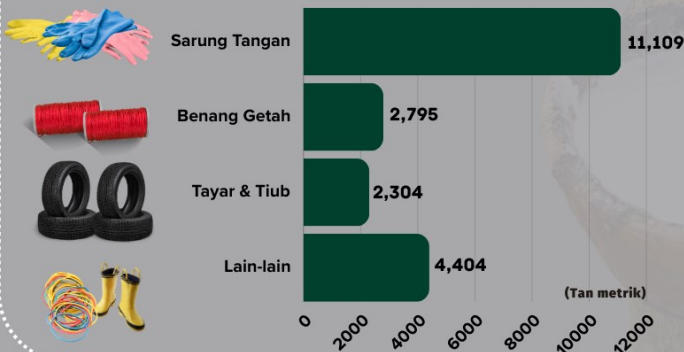
PENGELUARAN GETAH ASLI ▲ 20.1%



HARGA PURATA (sen/kg)

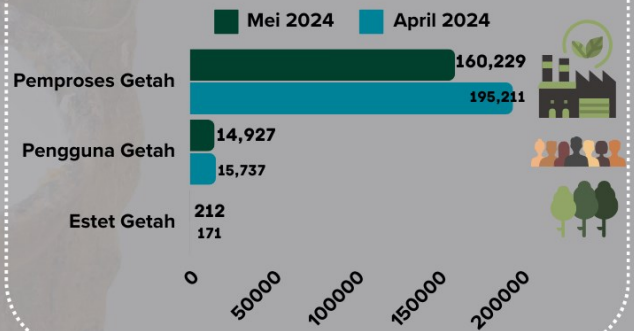


PENGGUNAAN DOMESTIK MEI 2024 : 20,613^P tan metrik April 2024: 20,407 tan metrik ▲ 1.0%




STOK

MEI 2024 : 175,368^P tan metrik
April 2024: 211,119 tan metrik ▼ 16.9%



IMPORT


MEI 2024 : 74,613^P tan metrik ▲ 12.5%
April 2024: 66,340 tan metrik



Negara Utama

EKSPORT

MEI 2024 : 50,796^P tan metrik ▲ 6.3%
April 2024: 47,795 tan metrik



Nota : ▲ ▼ perubahan bulan ke bulan : P = Data awalan : G.M.M. = Getah Mutu Malaysia

Sumber: Perangkaan Getah Bulanan Mei 2024, Jabatan Perangkaan Malaysia (DOSM)



MONTHLY RUBBER STATISTICS, MAY 2024

PRODUCTION of NATURAL RUBBER

▲ 20.1%



AVERAGE PRICE (cent/kg)



S.M.R. 20

MAY 2024: 789.55
April 2024: 765.21

▲ 3.2%



Concentrated Latex

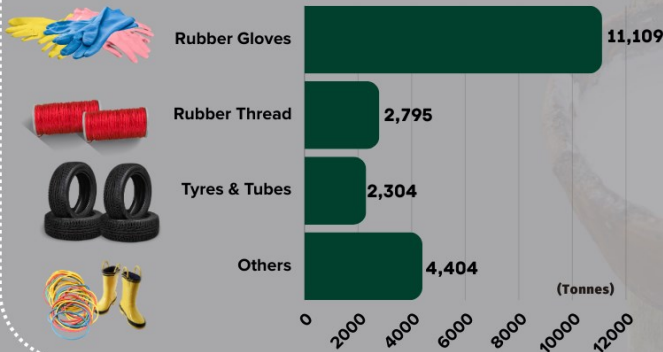
MAY 2024: 742.36
April 2024: 733.58

▲ 1.2%

DOMESTIC CONSUMPTION

MAY 2024 : 20,613^P tonnes
April 2024: 20,407 tonnes

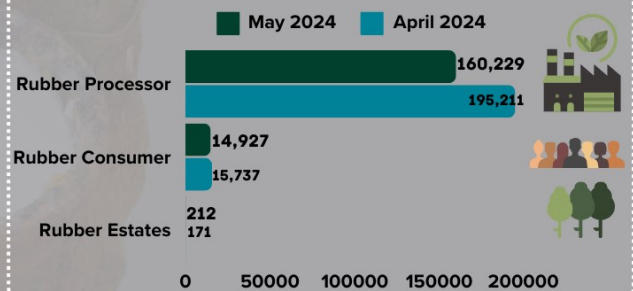
▲ 1.0%



STOCKS

MAY 2024 : 175,368^P tonnes
April 2024: 211,119 tonnes


▼ 16.9%



IMPORTS

MAY 2024 : 74,613^P tonnes
April 2024: 66,340 tonnes


▲ 12.5%



EXPORTS

MAY 2024 : 50,796^P tonnes
April 2024: 47,795 tonnes


▲ 6.3%



Main countries

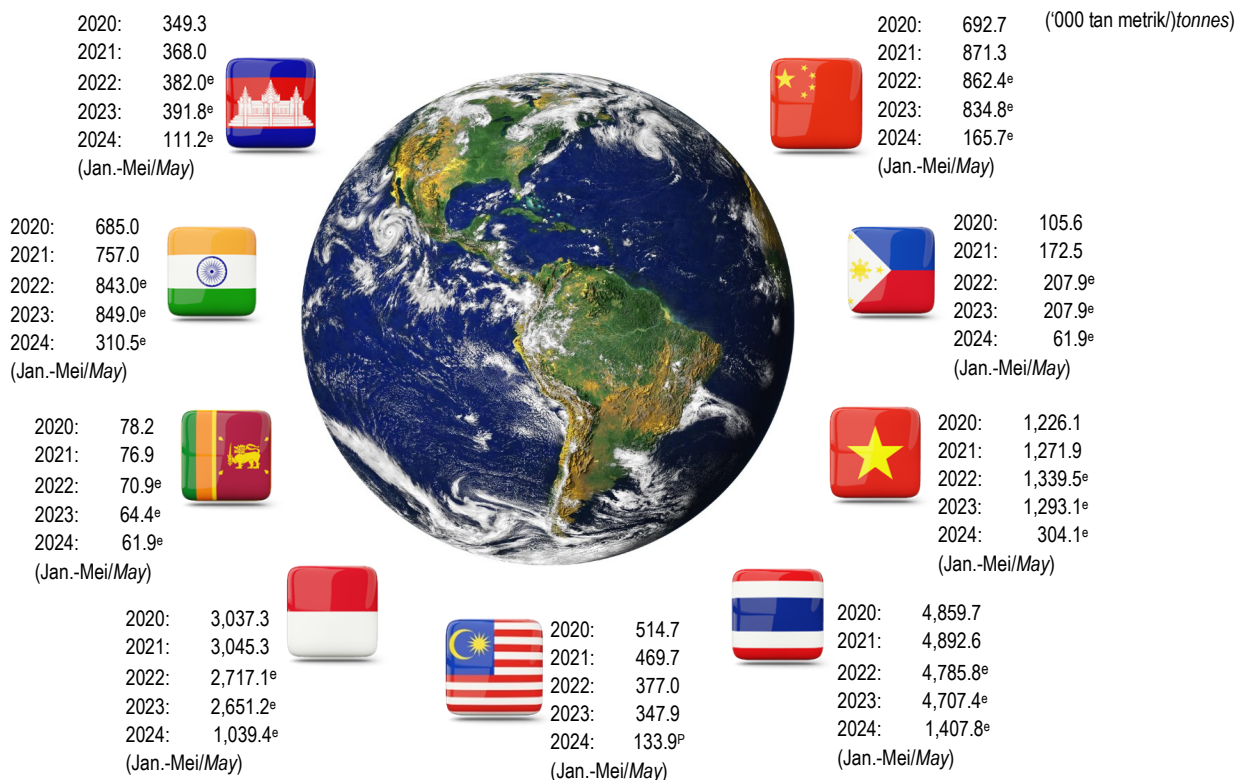
Note : ▲ ▼ change month on month : P = Preliminary : S.M.R. = Standard Malaysian Rubber

Source: Monthly Rubber Statistics May 2024, Department of Statistics Malaysia (DOSM)



NEGARA PENGELUAR GETAH ASLI
PRODUCING COUNTRIES OF
NATURAL RUBBER

PENGELUARAN GETAH ASLI MENGIKUT NEGARA PENGELUAR*, 2020-2024 PRODUCTION OF NATURAL RUBBER BY PRODUCING COUNTRIES*, 2020-2024



Nota/Notes:

* Association of Natural Rubber Producing Countries (ANRPC)

P: Awalan / Provisional

e: Anggaran / Estimate

Sumber: Kementerian Perladangan dan Komoditi

Source: Ministry of Plantation and Commodities

PERANGKAPAN GETAH MENGIKUT NEGARA PENGELUAR*, MEI 2024 RUBBER STATISTICS BY PRODUCING COUNTRIES*, MAY 2024

('000 tan metrik/tonnes)

Negara Country	Pengeluaran Production	Penggunaan Consumption	Eksport Export
Kemboja Cambodia	26.0 ^e	-	25.7 ^e
P.R.China	93.2 ^e	600.0 ^e	6.6 ^e
India	45.9 ^e	124.9 ^e	0.3 ^e
Indonesia	204.3 ^e	55.1 ^e	191.0 ^e
Malaysia	25.6 ^p	20.6 ^p	50.8 ^p
Filipina Philippines	23.0 ^e	3.4 ^e	14.4 ^e
Sri Lanka	5.0 ^e	8.3 ^e	5.3 ^e
Thailand	281.8 ^e	100.8 ^e	325.3 ^e
Viet Nam	90.0 ^e	29.0 ^e	118.0 ^e

Nota/Notes:

* Association of Natural Rubber Producing Countries (ANRPC)

P: Awalan / Provisional

e: Anggaran / Estimate

Sumber: Kementerian Perladangan dan Komoditi

Source: Ministry of Plantation and Commodities

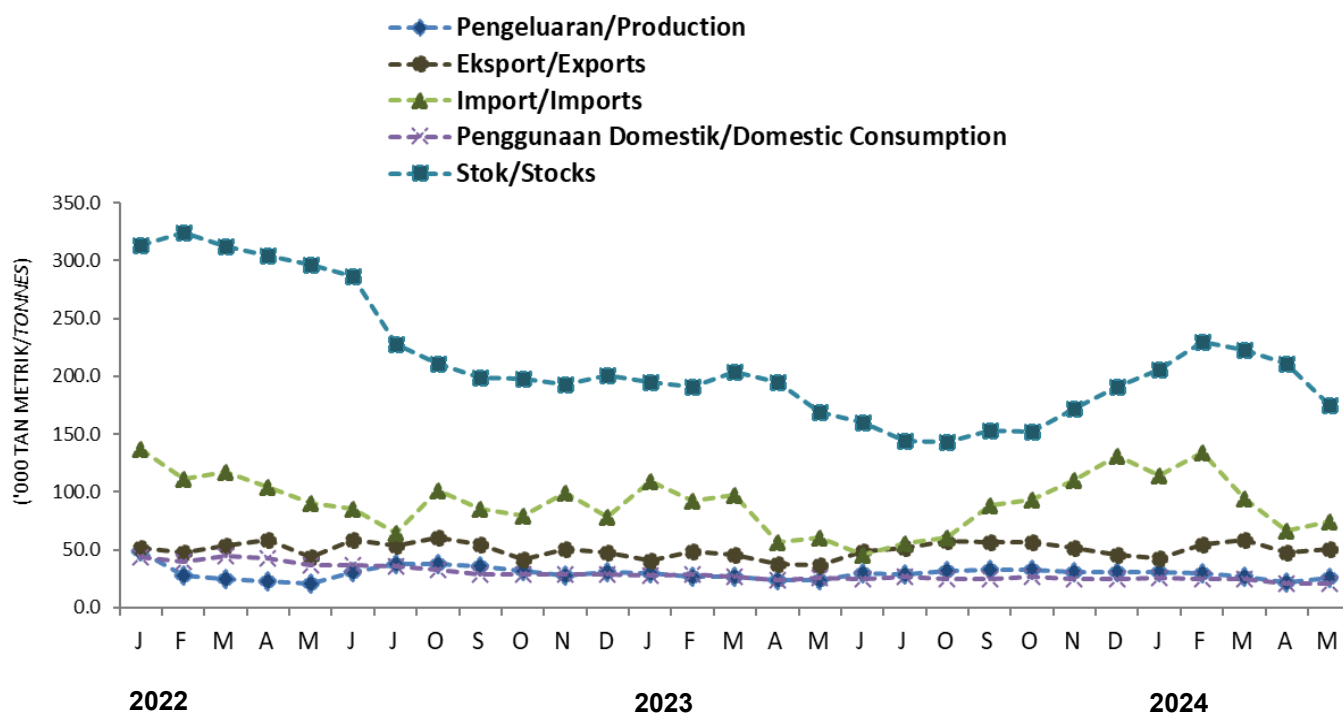


PERANGKAAAN UTAMA GETAH
PRINCIPAL STATISTICS OF RUBBER

PERANGKAAAN UTAMA GETAH, MALAYSIA, MEI 2024
PRINCIPAL STATISTICS OF RUBBER, MALAYSIA, MAY 2024

Perangkaan Utama Principal Statistics	Mei May 2023	April April 2024	Mei May 2024	Perubahan bulan ke bulan Mei 2024/Apr. 2024 Change month-on-month May 2024/Apr. 2024 (%)	Perubahan tahun ke tahun Mei 2024/Mei 2023 Change year-on-year May 2024/May 2023 (%)
Pengeluaran / Production (tan metrik / tonnes)	24,126	21,325	25,608	▲ 20.1	▲ 6.1
Eksport / Exports (tan metrik / tonnes)	37,062	47,795	50,796	▲ 6.3	▲ 37.1
Import / Imports (tan metrik / tonnes)	60,823	66,340	74,613	▲ 12.5	▲ 22.7
Penggunaan domestik Domestic consumption (tan metrik / tonnes)	26,106	20,407	20,613	▲ 1.0	▼ -21.0
Stok akhir / Closing stocks (tan metrik / tonnes)	168,806	211,119	175,368	▼ -16.9	▲ 3.9
Bil. pekerja bergaji (estet) Number of paid workers (estate)	10,173	7,764	8,516	▲ 9.7	▼ -16.3
Gaji & upah (RM'000) (estet) Salaries & wages (RM'000) (estate)	18,213	13,968	15,959	▲ 14.3	▼ -12.4

**PENGELUARAN, EKSPORT, IMPORT, PENGGUNAAN DOMESTIK DAN
STOK BULANAN BAGI GETAH ASLI 2022-2024**
**MONTHLY PRODUCTION, EXPORTS, IMPORTS, DOMESTIC CONSUMPTION AND
STOCK OF NATURAL RUBBER 2022-2024**





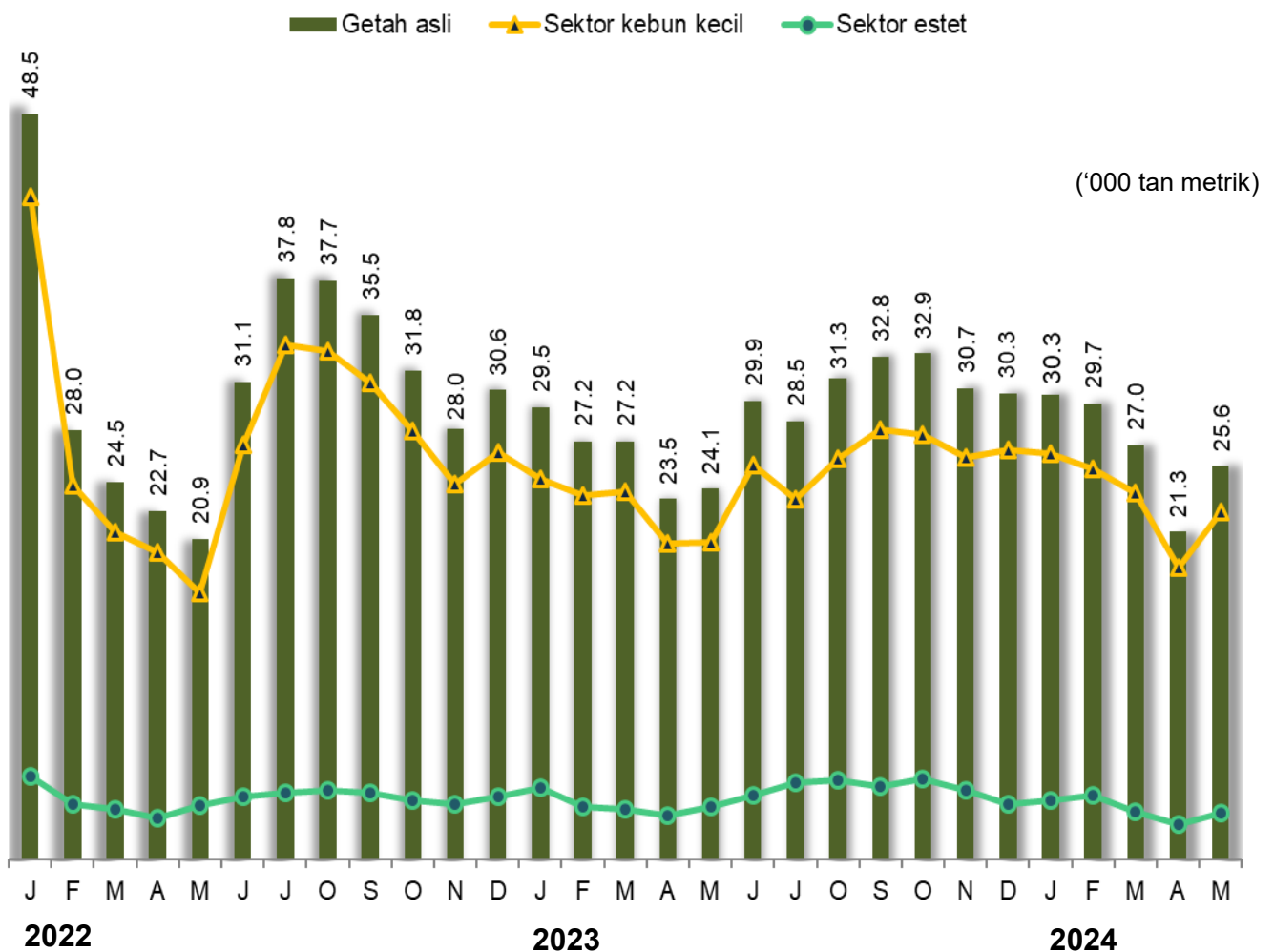
RINGKASAN PENEMUAN
SUMMARY OF FINDINGS

PERANGKAAAN GETAH BULANAN MALAYSIA, MEI 2024[#]

1. PENGELUARAN

Pengeluaran getah asli Malaysia pada Mei 2024 berjumlah 25,608 tan metrik, meningkat sebanyak 6.1 peratus berbanding 24,126 tan metrik pada Mei 2023 serta turut menunjukkan peningkatan sebanyak 20.1 peratus dari bulan sebelumnya. Sektor kebun kecil merupakan penyumbang utama pengeluaran getah asli iaitu 88.2 peratus. Pengeluaran sektor kebun kecil meningkat sebanyak 9.2 peratus manakala pengeluaran di estet pula menurun 12.4 peratus berbanding Mei 2023.

Carta 1: Pengeluaran getah bulanan di estet dan kebun kecil



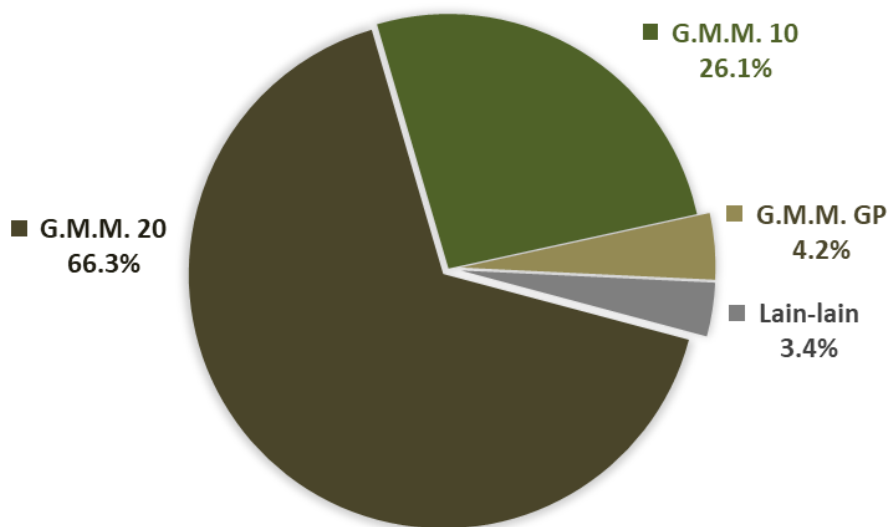
Nota #:

- Laporan ini boleh diperolehi daripada portal Jabatan Perangkaan Malaysia (<https://www.dosm.gov.my>) di bawah ruangan: **Siaran Terkini**.
- Data bagi bulan Mei 2024 merupakan data awalan. Data ini akan dikemas kini berdasarkan data terkini yang diperolehi dan akan diterbitkan dalam penerbitan Jun 2024.

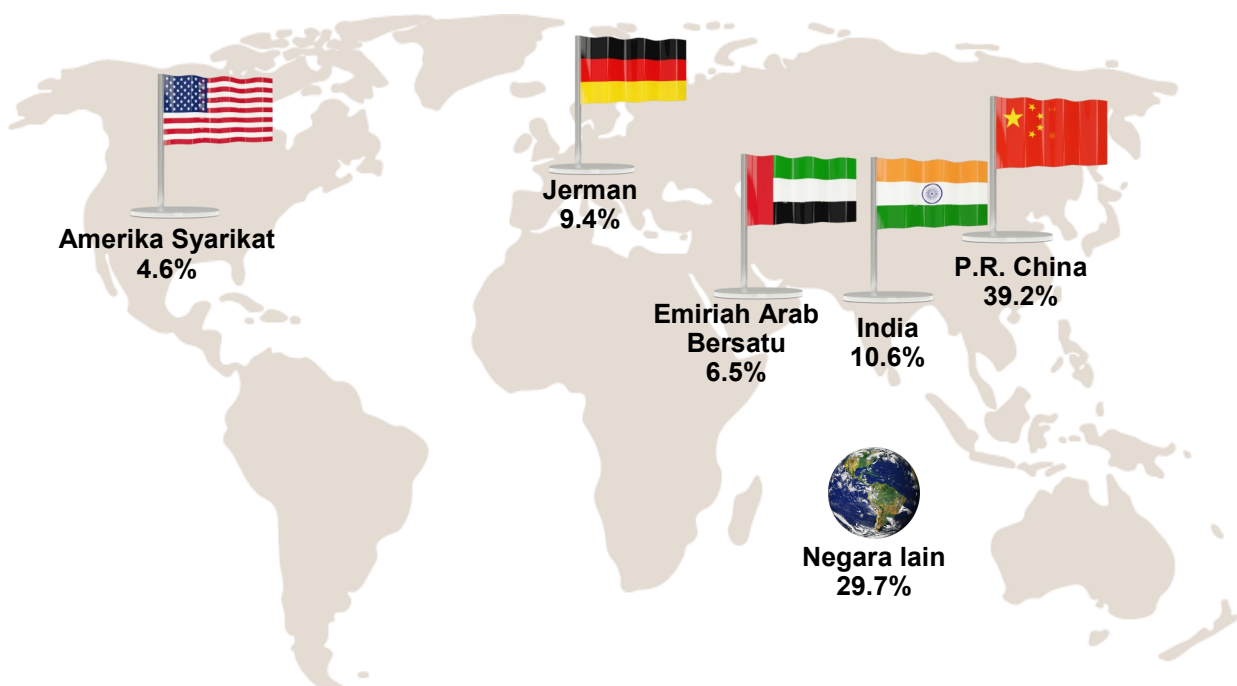
2. EKSPORT

Eksport getah asli pada Mei 2024 adalah 50,796 tan metrik, meningkat 37.1 peratus dari 37,062 tan metrik pada bulan yang sama tahun sebelumnya serta turut menunjukkan peningkatan 6.3 peratus berbanding 47,795 tan metrik pada April 2024. Getah Mutu Malaysia (G.M.M.) menyumbang 97.6 peratus daripada jumlah eksport getah asli dimana G.M.M. 20 merupakan eksport tertinggi iaitu 32,861 tan metrik (66.3%) seperti di Carta 2.

Carta 2: Eksport Getah Mutu Malaysia (G.M.M) mengikut gred, Mei 2024



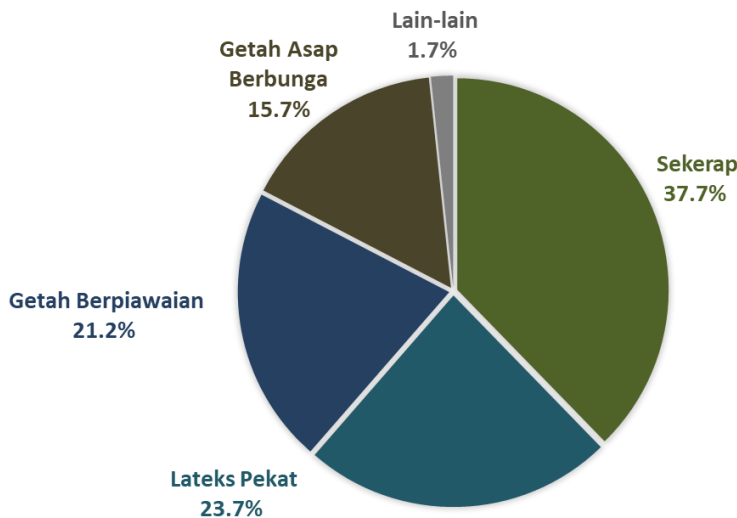
Carta 3: Destinasi utama eksport getah asli, Mei 2024



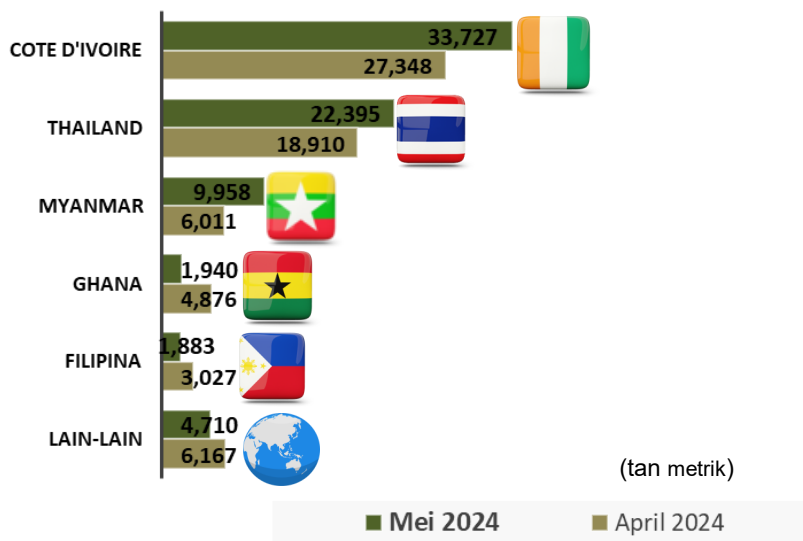
3. IMPORT

Import getah asli pada Mei 2024 adalah 74,613 tan metrik berbanding 60,823 tan metrik pada Mei 2023, meningkat sebanyak 22.7 peratus. Perbandingan bulan ke bulan juga menunjukkan peningkatan sebanyak 12.5 peratus. Jenis getah asli utama yang diimport adalah Sekerap (28,146 tan metrik) dan Lateks Pekat (17,671 tan metrik). Getah asli diimport terutamanya dari Thailand berjumlah 22,395 tan metrik.

Carta 4: Import getah asli mengikut jenis, Mei 2024



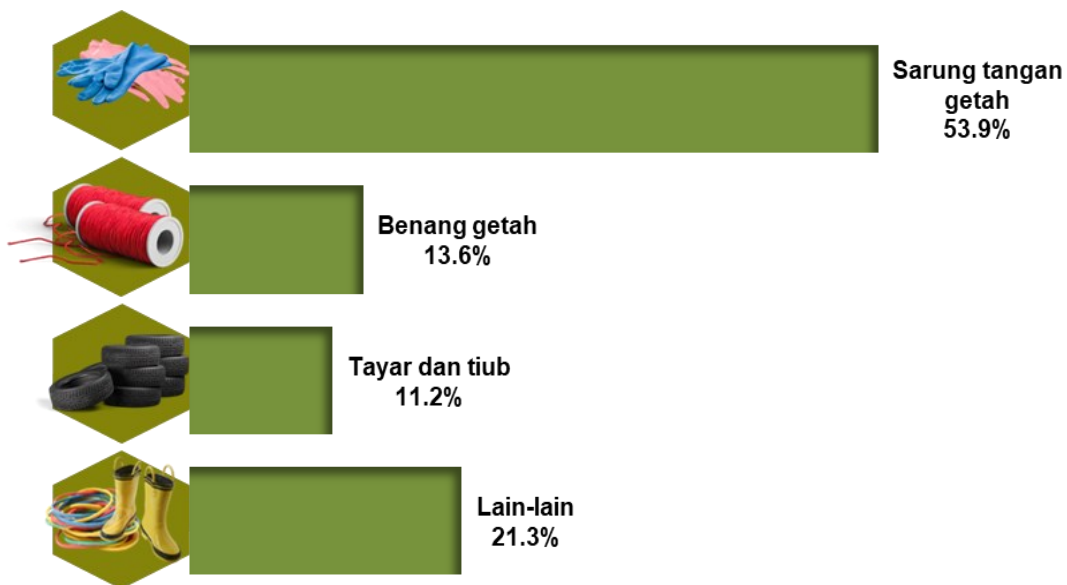
Carta 5: Import getah asli dari negara utama, Mei 2024



4. PENGGUNAAN DOMESTIK

Penggunaan domestik getah asli pada Mei 2024 ialah 20,613 tan metrik, menurun 21.0 peratus berbanding 26,106 tan metrik pada Mei 2023. Perbandingan bulan ke bulan pula menunjukkan peningkatan 1.0 peratus berbanding 20,407 tan metrik pada bulan sebelumnya. Industri sarung tangan getah merupakan industri utama bagi penggunaan getah asli iaitu 11,109 tan metrik (53.9%).

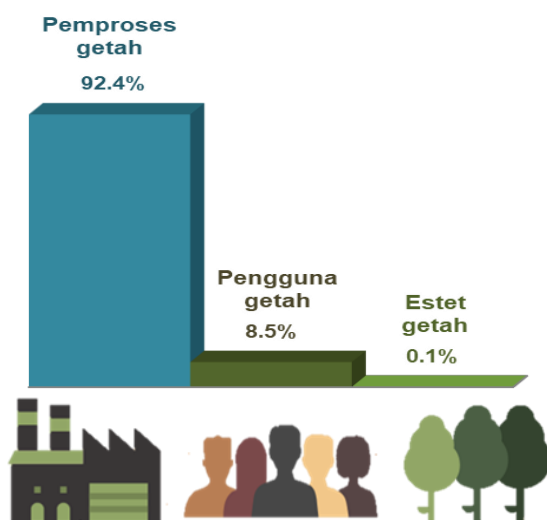
Carta 6: Penggunaan domestik getah asli mengikut produk, Mei 2024



5. STOK

Stok getah asli meningkat 3.9 peratus pada Mei 2024 kepada 175,368 tan metrik berbanding 168,806 tan metrik yang dicatatkan pada Mei 2023. Perbandingan bulan ke bulan pula menunjukkan stok menurun sebanyak 16.9 peratus.

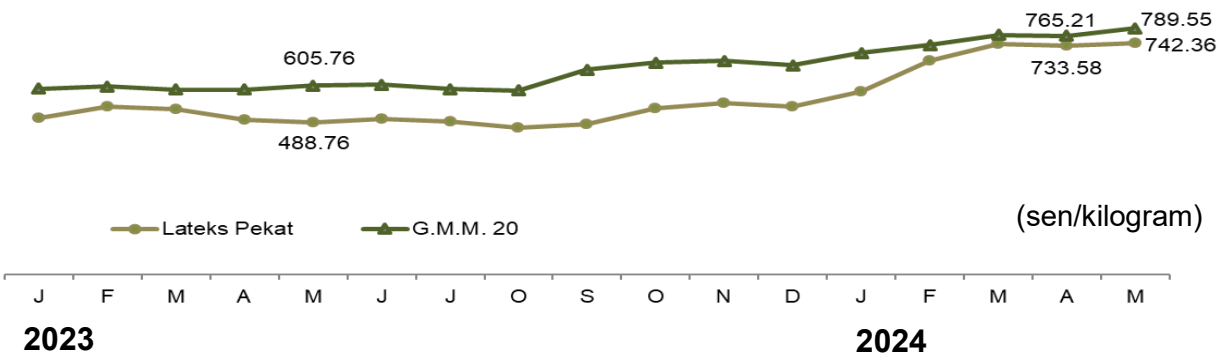
Carta 7: Stok getah asli pada akhir bulan Mei 2024



6. HARGA PURATA BULANAN SEKILOGRAM (Sebut Harga Pada Waktu Tengah Hari - “F.O.B.”)

Harga purata bulanan G.M.M. 20 pada Mei 2024 adalah 789.55 sen sekilogram, meningkat 30.3 peratus berbanding 605.76 sen sekilogram pada Mei 2023 serta menunjukkan peningkatan 3.2 peratus berbanding 765.21 sen sekilogram pada bulan sebelumnya. Harga purata bulanan bagi Lateks Pekat pada Mei 2024 adalah 742.36 sen sekilogram, meningkat 51.9 peratus dari 488.76 sen sekilogram pada bulan yang sama tahun lalu dan turut mencatatkan peningkatan 1.2 peratus berbanding 733.58 sen sekilogram pada April 2024.

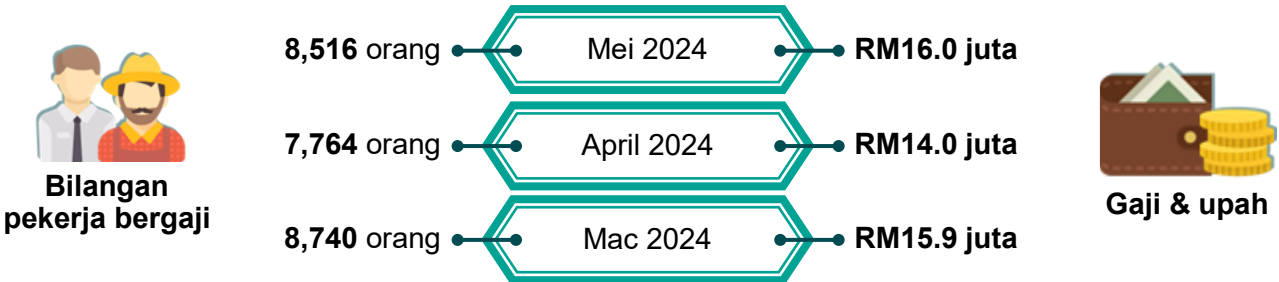
Carta 8: Harga purata bulanan (sebut harga pada waktu tengah hari “F.O.B”) bagi G.M.M. 20 dan Lateks Pekat



7. GUNA TENAGA DI ESTET

Seramai 8,516 pekerja bergaji direkodkan pada akhir Mei 2024 dengan penurunan sebanyak 16.3 peratus dari Mei 2023 dan meningkat 9.7 peratus (7,764 pekerja bergaji) berbanding bulan sebelumnya. Gaji & upah menurun 12.4 peratus kepada RM16.0 juta dari RM18.2 juta pada Mei 2023, manakala perbandingan bulan ke bulan pula menunjukkan trend yang berbeza iaitu peningkatan sebanyak 14.3 peratus.

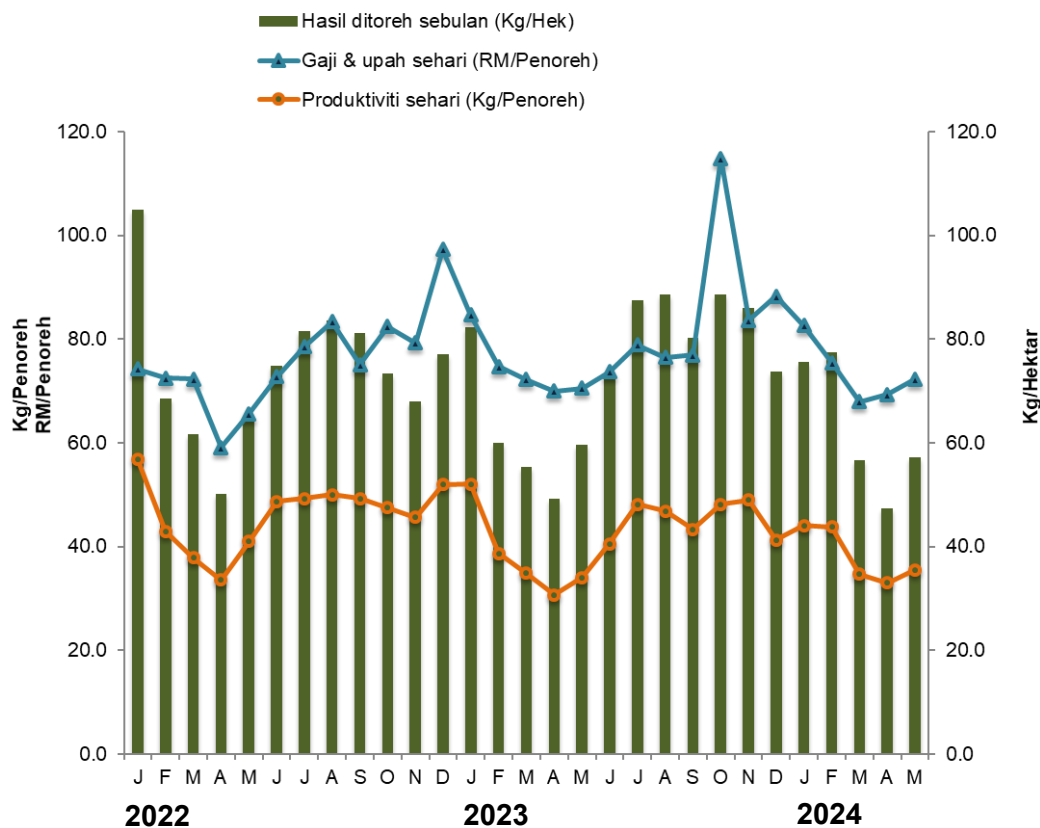
Carta 9: Bilangan pekerja dan jumlah gaji & upah, Mei 2024



8. PRODUKTIVITI DI ESTET

Produktiviti pengeluaran getah asli di estet adalah 57.2 kilogram sehektar pada Mei 2024, menurun sebanyak 4.2 peratus berbanding Mei 2023. Perbandingan bulan ke bulan pula menunjukkan produktiviti meningkat sebanyak 20.9 peratus dari 47.3 kilogram sehektar.

Carta 10: Produktiviti hasil ditoreh bulanan dan produktiviti penoreh sehari

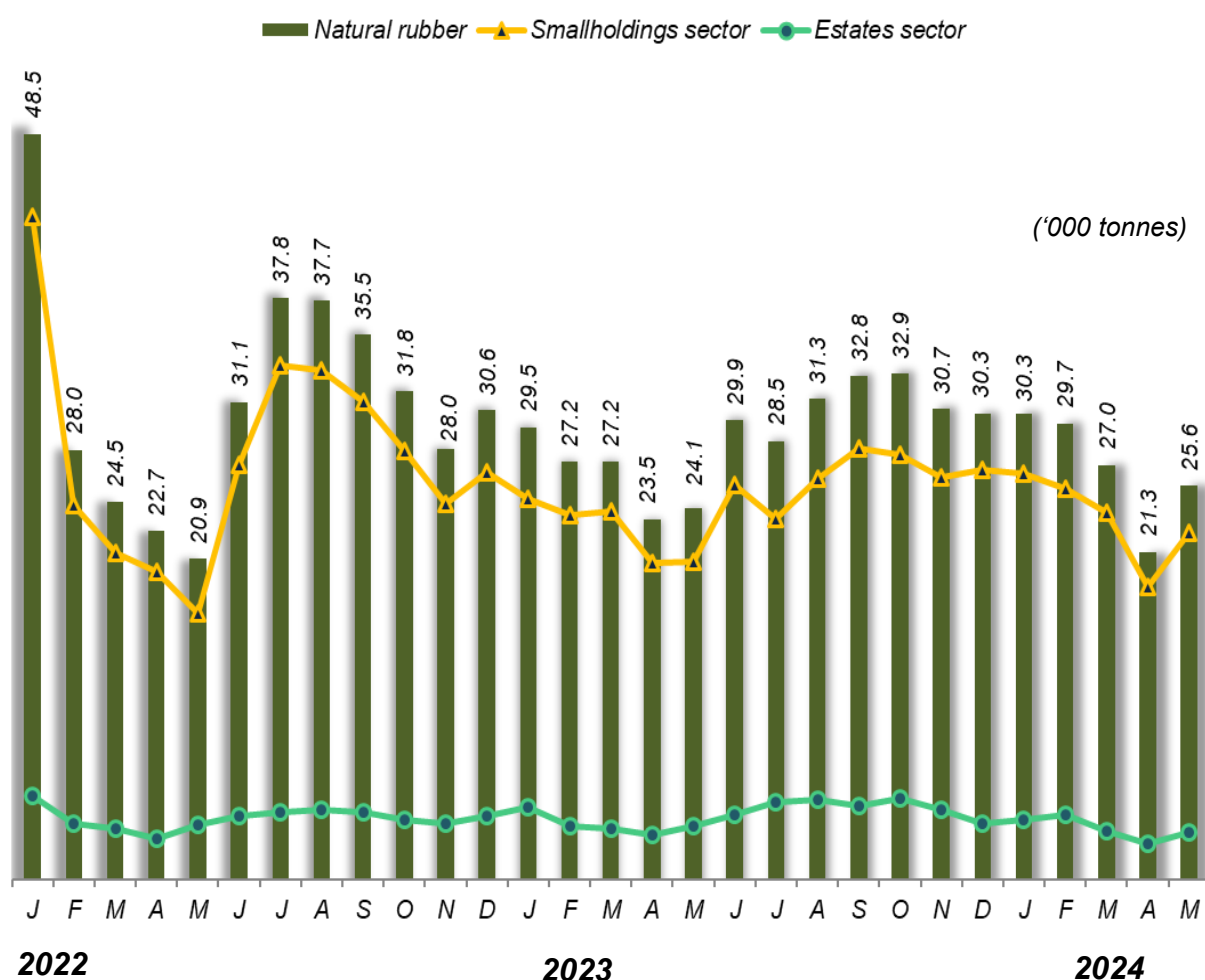


MONTHLY RUBBER STATISTICS MALAYSIA, MAY 2024[#]

1. PRODUCTION

Malaysia's natural rubber production in May 2024 amounted 25,608 tonnes, increased 6.1 per cent as compared to 24,126 tonnes in May 2023 and also showed an increase of 20.1 per cent from last month. Smallholdings sector was the main contributor to the natural rubber production of 88.2 per cent. Production of smallholdings increased by 9.2 per cent and estate sector showed a decrease of 12.4 per cent as compared to May 2023.

Chart 1: Monthly rubber production in the estates and smallholdings



Notes #:

1. This report can be accessed through the portal of the Department of Statistics, Malaysia (<https://www.dosm.gov.my>) under the section: **Latest Releases**.
2. Data for May 2024 is **provisional**. The data will be updated based on the latest available figures and subsequently published in the June 2024 publication.

2. EXPORTS

Exports of natural rubber in May 2024 was 50,796 tonnes, increased by 37.1 per cent from 37,062 tonnes in the same month last year and increased by 6.3 per cent as compared to 47,795 tonnes in April 2024. Standard Malaysian Rubber (S.M.R.) contributed 97.6 per cent of the total natural rubber exports where S.M.R. 20 was the highest exports of 32,861 tonnes (66.3%) as shown in Chart 2.

Chart 2: Exports of Standard Malaysian Rubber (S.M.R.) by grade, May 2024

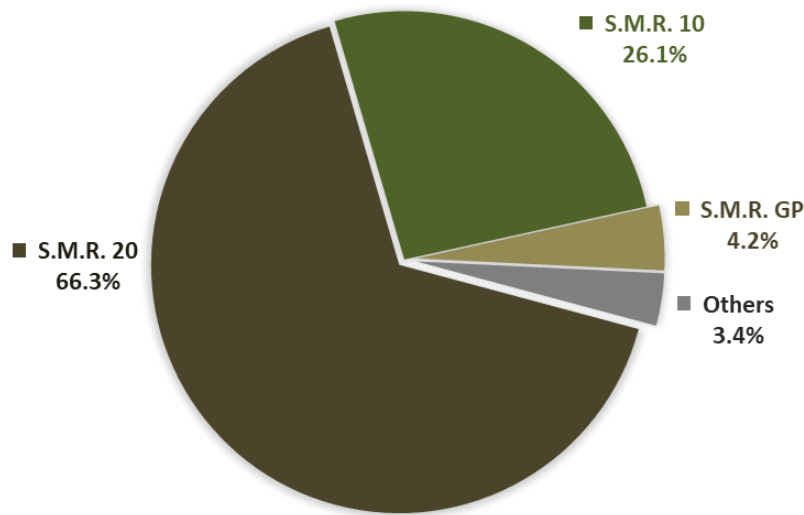
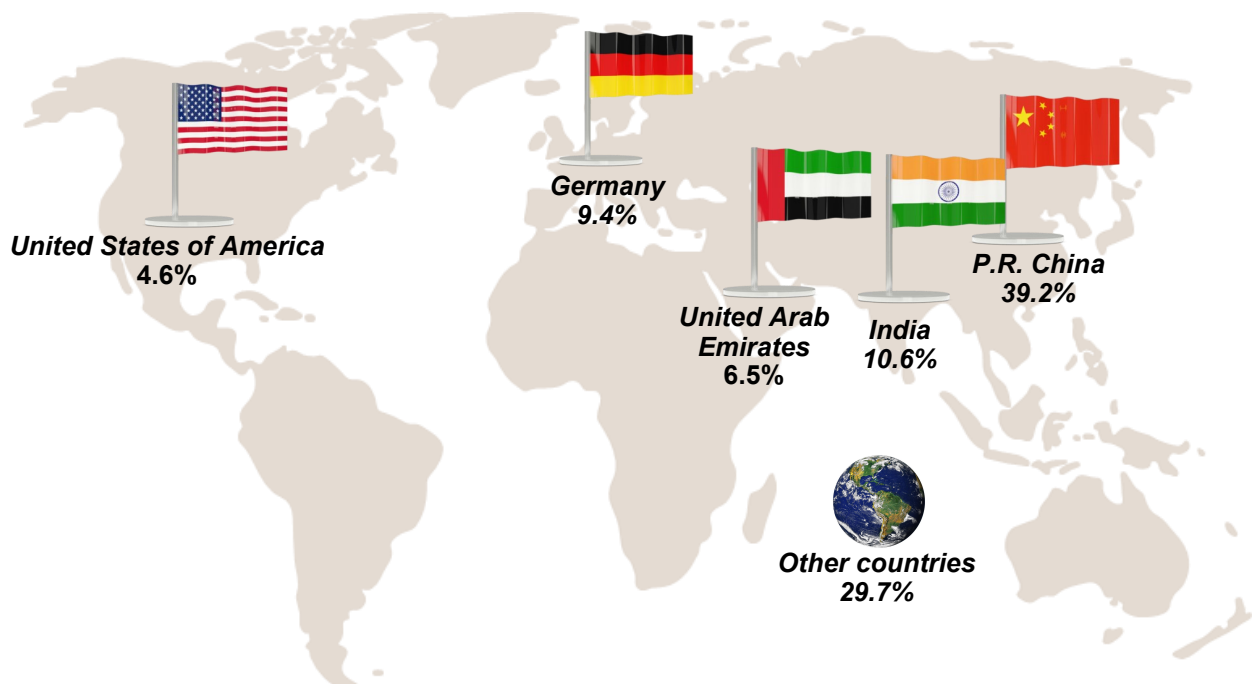


Chart 3: Main destinations of natural rubber exports, May 2024



3. IMPORTS

Imports of natural rubber in May 2024 was 74,613 tonnes as compared to 60,823 tonnes in May 2023, increased by 22.7 per cent. Month-on-month comparison showed an increase of 12.5 per cent. The main types of imported natural rubber were Scrap (28,146 tonnes) and Latex Concentrated (17,671 tonnes). Natural rubber mainly imported from Thailand amounted of 22,395 tonnes.

Chart 4: Imports of natural rubber by types, May 2024

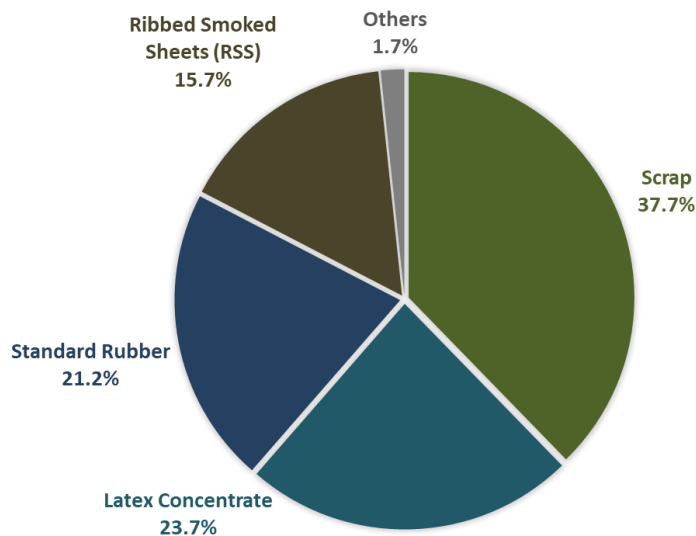
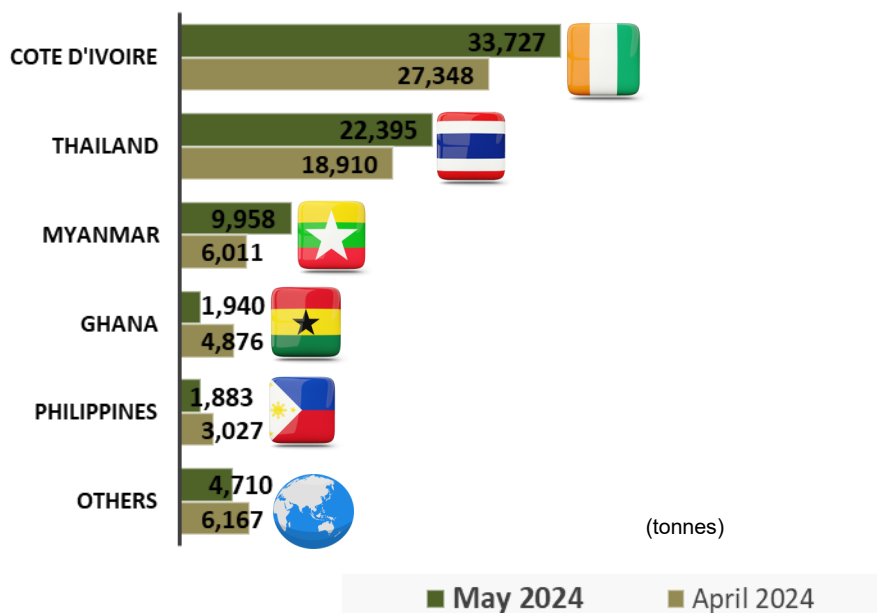


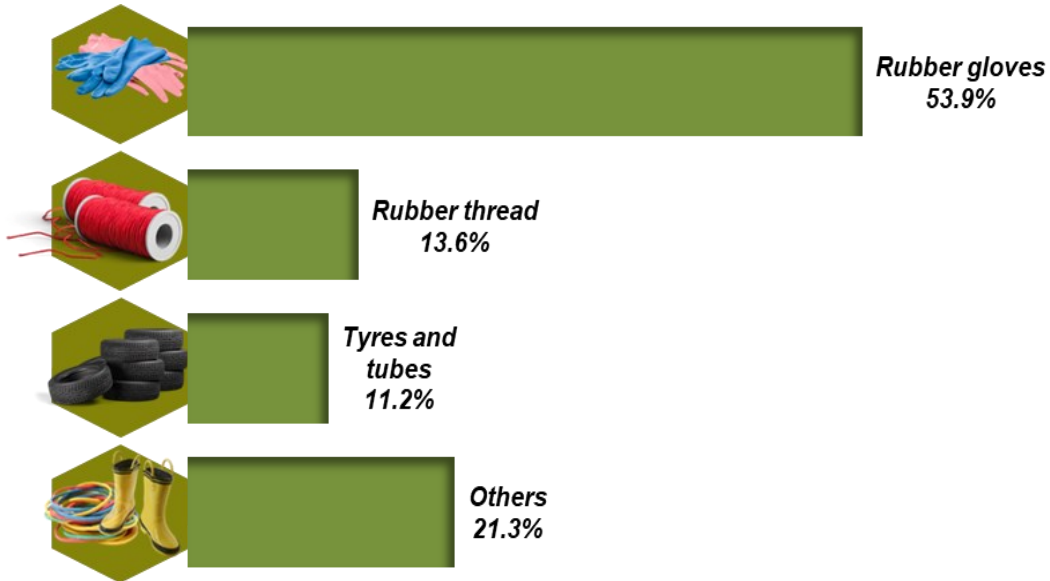
Chart 5: Imports of natural rubber from major countries, May 2024



4. DOMESTIC CONSUMPTION

Domestic consumption of natural rubber in May 2024 was 20,613 tonnes, decreased by 21.0 per cent against 26,106 tonnes in May 2023. Month-on-month comparison showed an increased of 1.0 per cent from 20,407 tonnes in the last month. Rubber glove industry was the main industry for the use of natural rubber at 11,109 tonnes (53.9%).

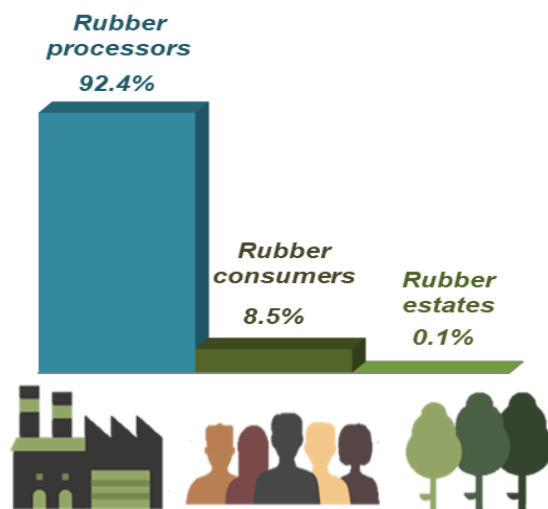
Chart 6: Domestic consumption of natural rubber by product, May 2024



5. STOCKS

Stocks of natural rubber increased 3.9 per cent at the end of May 2024 to 175,368 tonnes against 168,806 tonnes as recorded in May 2023. Month-on-month comparison showed the stocks decreased by 16.9 per cent.

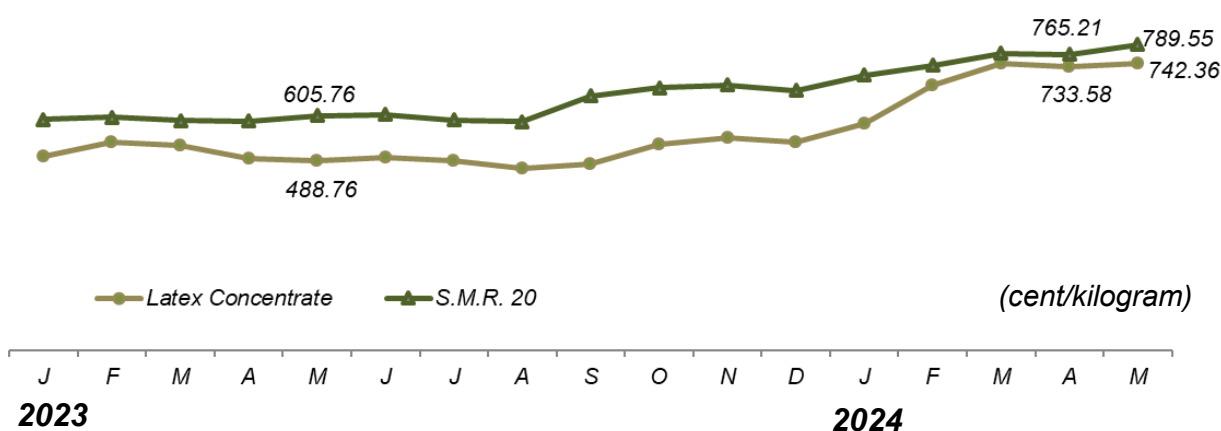
Chart 7: Stocks of natural rubber at the end of May 2024



6. AVERAGE MONTHLY PRICE PER KILOGRAM (Noon Quotations - F.O.B.)

Average monthly price of S.M.R. 20 in May 2024 was 789.55 sen per kilogram, increased 30.3 per cent against 605.76 sen per kilogram in May 2023 and also showed an increased of 3.2 per cent from 765.21 sen per kilogram a month before. The average monthly price of Latex Concentrate in May 2024 was 742.36 sen per kilogram, increased by 51.9 per cent from 488.76 sen per kilogram in the same month last year and showed an increased of 1.2 per cent as compared to 733.58 sen per kilogram in April 2024.

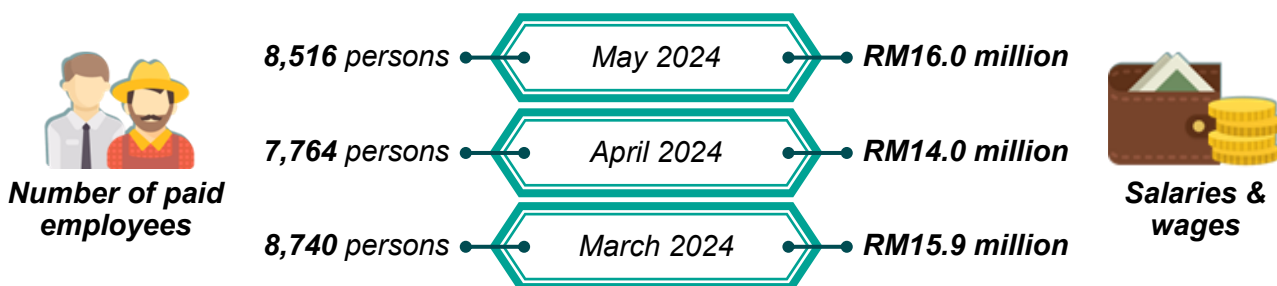
Chart 8: Average monthly price (noon quotations - F.O.B.) of S.M.R. 20 and Latex Concentrate



7. EMPLOYMENT IN ESTATES

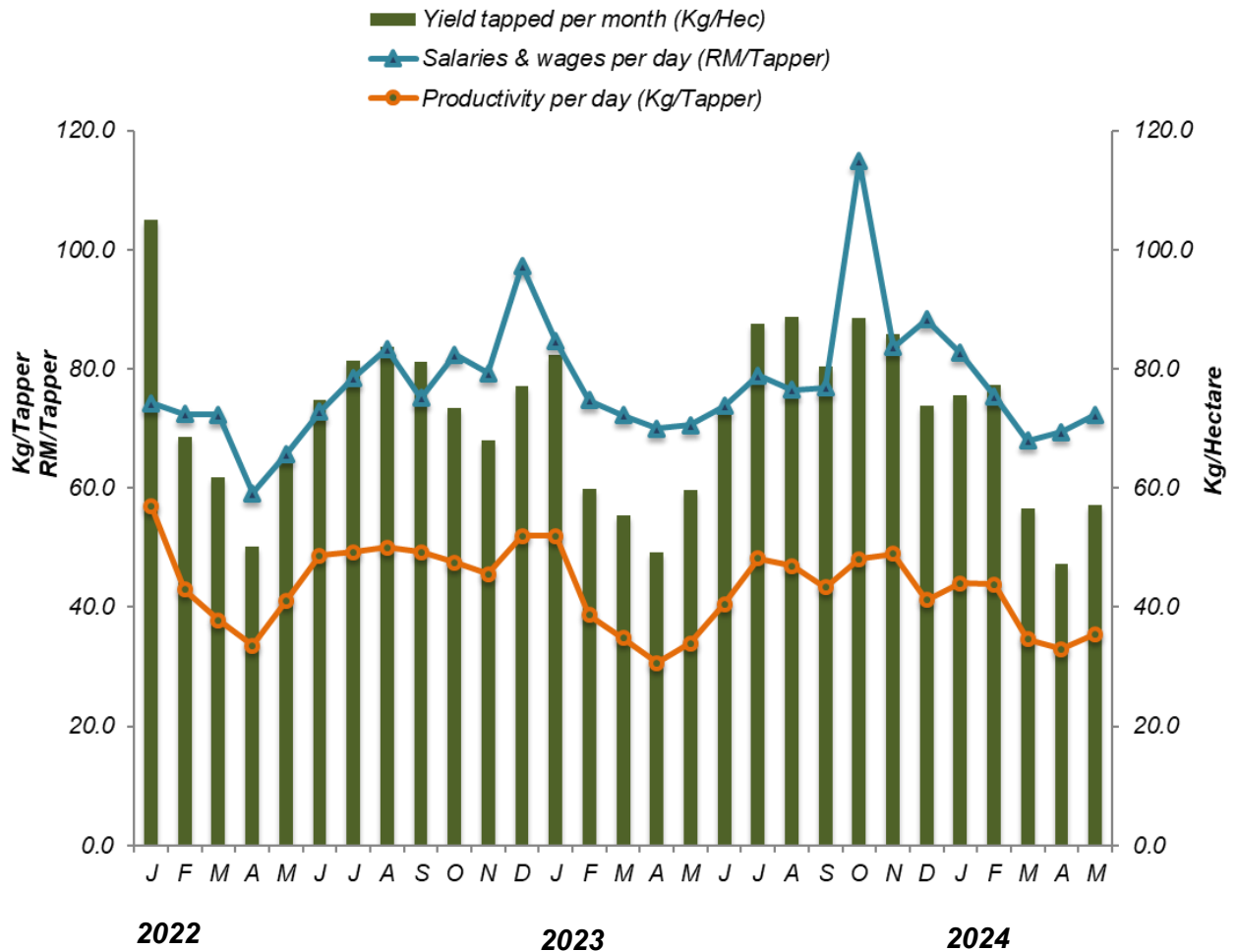
A total of 8,516 paid employees recorded at the end of May 2024 with a decrease of 16.3 per cent from May 2023 and showed an increased of 9.7 per cent (7,764 paid employees) in the previous month. The salaries & wages decreased by 12.4 per cent to RM16.0 million against RM18.2 million in May 2023 and month-on-month comparison showed a different trend with an increase of 14.3 per cent.

Chart 9: Number of paid employees and salaries & wages, May 2024



8. PRODUCTIVITY OF ESTATES

Productivity of natural rubber production in the estates was 57.2 kilogram per hectare in May 2024, decreased by 4.2 per cent as compared to May 2023. Month-on-month comparison showed the productivity increased by 20.9 per cent from 47.3 kilogram per hectare.





JADUAL STATISTIK
STATISTICAL TABLES

JADUAL 1 : PENAWARAN DAN PERMINTAAN GETAH ASLI

Table 1 : Supply and Demand of Natural Rubber

 Tan metrik K.G.K.
Tonnes D.R.C.

Tempoh Period	Penawaran Supply					Permintaan Demand				
	Stok pada awal tempoh Stocks at the beginning of period	Import * Imports	Pengeluaran Production			Jumlah Penawaran Total Total Supply	Eksport * Exports	Penggunaan Domestik Domestic Consumption	Stok pada akhir tempoh Stocks at the end of period	Jumlah Permintaan Total Total Demand
			Estet Estates	Kebun Kecil** Smallholdings	Jumlah Pengeluaran Total Total Production					
2023	201,360	1,002,934	50,381	297,474	347,856	1,552,149	578,683	310,398	191,304	1,080,385
2022	285,245	1,164,883	47,387	329,660	377,047	1,827,174	621,324	426,594	201,360	1,249,278
2021	249,551	1,207,301	45,347	424,322	469,669	1,926,521	653,245	501,961	285,245	1,440,451
2020	244,930	1,221,893	56,421	458,281	514,702	1,981,525	565,165	518,732	249,551	1,333,448
2024 Jan.-Mei ^P	191,304	484,656	16,520	117,357	133,877	809,837	255,750	114,925	175,368	546,042
2023 Jan.-Mei	201,360	417,327	17,714	113,720	131,434	750,121	209,840	132,371	168,806	511,018
2024 Mei ^P	211,119	74,613	3,012	22,596	25,608	311,341	50,796	20,613	175,368	246,776
Apr.	222,455	66,340	2,319	19,006	21,325	310,120	47,795	20,407	211,119	279,322
Mac	229,940	94,433	3,103	23,862	26,966	351,338	58,965	24,347	222,455	305,767
2023 Mei	194,464	60,823	3,437	20,689	24,126	279,413	37,062	26,106	168,806	231,975
Apr.	203,757	56,608	2,885	20,575	23,460	283,826	37,728	23,237	194,464	255,430
Mac	191,296	97,794	3,254	23,935	27,188	316,279	45,789	26,991	203,757	276,537

 Nota/Notes : ^P Awalan / Provisional ^r Pindaan / Revised

K.G.K / D.R.C - Kandungan Getah Kering / Dry Rubber Content

* Import dan Eksport - data hanya meliputi kod getah asli di bawah HS4001.10.000 hingga HS4001.29.999

Imports and Exports -the data only covers natural rubber codes under HS4001.10.000 to HS4001.29.999

** Termasuk kebun kecil Lembaga Kemajuan Tanah Persekutuan (FELDA)

Includes Federal Land Development Authority (FELDA) smallholdings

JADUAL 2 : PENGELUARAN GETAH ASLI MENGIKUT HAK MILIK

Table 2 : Production of Natural Rubber by Ownership

Tan metrik K.G.K.
Tonnes D.R.C.

Tempoh Period	Estet Estate			Kebun Kecil* Smallholding	Jumlah Pengeluaran Total Production
	Residen Malaysia Malaysian Residents	Bukan Residen Malaysia dan Hak Milik Bersama Non-Malaysian Residents and Joint Ownership	Jumlah Total		
2023	48,223	2,159	50,381	297,474	347,856
2022	44,635	2,752	47,387	329,660	377,047
2021	41,895	3,452	45,347	424,322	469,669
2020	52,654	3,767	56,421	458,281	514,702
2024 Jan.-Mei ^P	16,042	478	16,520	117,357	133,877
2023 Jan.-Mei	17,071	643	17,714	113,720	131,434
2024 Mei ^P	2,949	64	3,012	22,596	25,608
Apr.	2,319	-	2,319	19,006	21,325
Mac	3,028	76	3,103	23,862	26,966
2023 Mei	3,339	99	3,437	20,689	24,126
Apr.	2,843	43	2,885	20,575	23,460
Mac	3,095	159	3,254	23,935	27,188

Nota/Notes : ^P Awalan / Provisional

K.G.K / D.R.C - Kandungan Getah Kering / Dry Rubber Content

* Termasuk kebun kecil Lembaga Kemajuan Tanah Persekutuan (FELDA)

Includes Federal Land Development Authority (FELDA) smallholdings

JADUAL 3 : EKSPORT GETAH ASLI MENGIKUT JENIS TERPILIH

Table 3 : Exports of Natural Rubber by Selected Types

Tan metrik K.G.K.

Tonnes D.R.C.

Jenis Type	Ke dan melalui Singapura To and via Singapore					Terus Negeri Asing Direct Foreign					Jumlah Total				
	2024			Jumlah Terkumpul Cumulative		2024			Jumlah Terkumpul Cumulative		2024			Jumlah Terkumpul Cumulative	
	Mei ^P	Apr.	Mac	Jan.-Mei ^P 2024	Jan.-Mei 2023	Mei ^P	Apr.	Mac	Jan.-Mei ^P 2024	Jan.-Mei 2023	Mei ^P	Apr.	Mac	Jan.-Mei ^P 2024	Jan.-Mei 2023
Getah Asap Berbunga <i>Ribbed Smoked Sheets</i>	-	-	-	-	-	60	-	60	122	332	60	-	60	122	332
Lateks Pekat <i>Latex Concentrate</i>	6	3	9	25	18	1,163	1,371	1,429	6,298	7,629	1,169	1,374	1,438	6,323	7,647
Getah Mutu Malaysia <i>Standard Malaysian Rubber</i>	0	6	-	6	310	49,565	46,363	57,448	249,131	201,511	49,566	46,369	57,448	249,137	201,821
Jenis-jenis lain <i>Other types</i>	-	-	-	-	-	-	52	18	168	41	-	52	18	168	41
Jumlah Total	7	9	9	31	328	50,789	47,786	58,956	255,718	209,512	50,796	47,795	58,965	255,750	209,840

Jenis Type	Ke dan melalui Singapura To and via Singapore				Terus Negeri Asing Direct Foreign				Jumlah Total			
	2023 ^P	2022	2021	2020	2023 ^P	2022	2021	2020	2023 ^P	2022	2021	2020
Getah Asap Berbunga <i>Ribbed Smoked Sheets</i>	-	1	-	-	470	685	3,305	285	470	687	3,305	286
Lateks Pekat <i>Latex Concentrate</i>	52	15	27	43	16,931	16,319	21,079	19,631	16,982	16,334	21,106	19,674
Getah Mutu Malaysia <i>Standard Malaysian Rubber</i>	528	1,029	66	2,916	560,497	602,395	624,268	541,550	561,025	603,424	624,334	544,465
Jenis-jenis lain <i>Other types</i>	-	-	-	-	205	880	4,501	741	205	880	4,501	741
Jumlah Total	580	1,045	93	2,959	578,103	620,279	653,152	562,206	578,683	621,324	653,245	565,165

 Nota/Notes : ^P Awalan / Provisional ^r Pindaan / Revised

K.G.K / D.R.C - Kandungan Getah Kering / Dry Rubber Content

Jumlah berbeza disebabkan pembundaran / The total differs due to rounding

JADUAL 4 : EKSPORT GETAH ASLI MENGIKUT NEGARA YANG DITUJU
Table 4 : Exports of Natural Rubber by Country of Destination

 Tan metrik K.G.K.
Tonnes D.R.C.

Negara-Negara Utama <i>Major Countries</i>	2023 ^P	2022	2021	2020	2024			Jumlah Terkumpul	2023			Jumlah Terkumpul
								<i>Cumulative</i>				<i>Cumulative</i>
					Mei ^P	Apr.	Mac	Jan.-Mei ^P	Mei	Apr.	Mac	Jan.-Mei
					2024			2023			2023	
Afrika Selatan/ <i>South Africa</i>	1,829	3,089	4,506	3,564	225	53	296	1,010	96	213	131	642
Amerika Syarikat/ <i>U.S.A</i>	15,708	34,182	39,186	18,655	2,317	3,305	627	11,673	495	475	704	4,172
Argentina	4,949	4,530	5,796	3,620	242	161	343	1,516	249	593	476	1,952
Belanda/ <i>Netherlands</i>	1,555	825	1,079	2,671	66	-	34	417	58	154	46	1,033
Belgium	213	131	7,481	1,790	13	13	61	138	13	26	13	100
Brazil	10,681	15,659	12,036	10,987	1,191	896	1,572	5,522	519	902	612	3,805
China	279,038	285,716	315,556	292,689	19,924	21,432	28,850	112,801	15,537	18,277	23,280	101,507
Emiriah Arab Bersatu <i>United Arab Emirates</i>	57,439	51,665	36,860	27,075	3,319	2,076	5,436	19,994	1,613	1,835	1,714	14,636
Finland	6,391	18,186	25,885	18,467	202	222	605	1,129	302	-	101	1,048
Greece	100	148	273	382	9	9	70	97	18	9	31	77
Hong Kong	3	45	41	31	-	-	3	3	-	3	-	3
India	29,171	24,566	22,733	12,852	5,383	5,471	4,073	19,455	4,539	1,999	2,244	12,349
Iran, Republik Islam <i>Iran, Islamic Republic of</i>	14,796	17,745	15,076	20,132	504	509	262	3,008	562	278	661	2,872
Itali/ <i>Italy</i>	5,134	4,626	5,216	6,195	321	127	336	1,381	357	634	755	2,593
Jepun/ <i>Japan</i>	69	5,710	5,081	2,454	14	-	29	64	-	-	-	19
Jerman/ <i>Germany</i>	54,768	26,314	28,596	57,442	4,774	3,810	5,501	24,597	6,031	4,399	6,748	22,809
Kanada/ <i>Canada</i>	1,387	2,239	3,561	2,758	81	81	302	691	302	141	222	924
Korea, Rep. <i>Korea, Rep. of</i>	6,034	5,946	8,575	9,139	1,484	1,372	672	4,607	476	570	427	2,481

 Nota/Notes : ^P Awalan / Provisional ^r Pindaan / Revised
K.G.K / D.R.C - Kandungan Getah Kering / Dry Rubber Content

JADUAL 4 : EKSPORT GETAH ASLI MENGIKUT NEGARA YANG DITUJU (samb.)

Table 4 : Exports of Natural Rubber by Country of Destination (cont'd)

 Tan metrik K.G.K.
 Tonnes D.R.C.

Negara-Negara Utama <i>Major Countries</i>	2023 ^P	2022	2021	2020	2024			Jumlah Terkumpul	2023			Jumlah Terkumpul				
								<i>Cumulative</i>						<i>Cumulative</i>		
					Mei. ^P	Apr.	Mac	Jan.-Mei ^P	Mei	Apr.	Mac	Jan.-Mei	Mei	Apr.	Mac	Jan.-Mei
			2024			2023			2023							
Mesir/ <i>Egypt</i>	9,375	10,900	8,715	7,642	715	1,119	809	4,593	476	476	771	3,357				
Mexico	1,730	2,867	1,771	257	119	19	382	1,092	302	-	259	1,033				
Pakistan	17,129	8,623	10,998	2,446	1,540	1,873	2,629	8,992	1,360	2,094	1,088	5,455				
Perancis/ <i>France</i>	3,077	3,062	9,650	6,176	145	457	298	1,860	171	99	399	1,856				
Poland	913	948	1,237	1,373	10	64	9	265	96	125	73	445				
Portugal	10,357	2,834	3,327	4,980	1,988	732	564	6,249	605	1,250	605	3,106				
Sepanyol/ <i>Spain</i>	1,461	1,042	2,304	2,229	93	86	223	691	64	147	172	646				
Singapura/ <i>Singapore</i>	76	37	52	60	7	9	9	31	7	1	8	25				
Sweden	91	185	426	482	13	-	-	33	-	-	-	26				
Taiwan	2,448	3,601	4,068	13,728	332	100	292	1,207	351	140	100	843				
Turki/ <i>Turkiye</i>	15,319	17,435	16,809	14,814	780	1,035	1,210	5,988	1,081	1,470	1,923	8,431				
Ukraine	-	11	42	57	-	-	-	-	-	-	-	-				
United Kingdom	583	1,267	2,118	2,512	32	148	94	379	-	60	57	279				
Vietnam	98	294	1,822	3,093	436	374	302	1,243	10	10	25	55				
Negara lain <i>Other countries</i>	26,761	66,899	52,370	14,411	4,517	2,241	3,071	15,022	1,371	1,346	2,144	11,264				
Jumlah <i>Total</i>	578,683	621,324	653,245	565,165	50,796	47,795	58,965	255,750	37,062	37,728	45,789	209,840				

 Nota/Notes : ^P Awalan / Provisional ^r Pindaan / Revised

K.G.K / D.R.C - Kandungan Getah Kering / Dry Rubber Content

Jumlah berbeza disebabkan pembundaran / The total differs due to rounding

JADUAL 5: EKSPORT GETAH MUTU MALAYSIA (G.M.M.) MENGIKUT GRED

Table 5: Exports of Standard Malaysian Rubber (S.M.R.) by Grade

Tan metrik K.G.K.
Tonnes D.R.C.

Gred Grade					2024			Jumlah Terkumpul Cumulative	2023			Jumlah Terkumpul Cumulative
	2023 ^r	2022	2021	2020	Mei ^p	Apr.	Mac	Jan.-Mei ^r 2024	Mei	Apr.	Mac	Jan.-Mei 2023
G.M.M. L S.M.R. L	627	450	759	1,072	60	81	116	306	20	121	80	281
G.M.M. 5 S.M.R. 5	1,976	3,156	3,003	3,011	60	147	262	1,138	222	101	81	927
G.M.M. 10 S.M.R. 10	141,366	174,476	165,867	143,681	12,945	10,130	12,531	62,506	8,238	8,460	12,585	50,931
G.M.M. 20 S.M.R. 20	375,501	388,370	418,311	366,475	32,861	32,546	42,249	166,637	23,667	23,238	26,207	131,037
G.M.M. GP S.M.R. GP	21,091	22,189	19,534	16,846	2,069	1,900	1,454	11,006	1,867	2,336	1,492	9,130
G.M.M. CV S.M.R. CV	18,303	5,391	9,333	10,995	1,469	1,482	672	6,656	1,136	1,429	2,626	8,141
Lain-Lain * Others	2,160	9,391	7,528	2,384	101	83	164	888	536	227	450	1,373
Jumlah Total	561,025	603,424	624,334	544,465	49,566	46,369	57,448	249,137	35,685	35,912	43,520	201,821

Nota/Notes : ^p Awalan / Provisional ^r Pindaan / Revised

* Lain-lain termasuk housegrade / Others includes housegrade

K.G.K / D.R.C - Kandungan Getah Kering / Dry Rubber Content

Jumlah berbeza disebabkan pembundaran / The total differs due to rounding

JADUAL 6 : IMPORT GETAH ASLI MENGIKUT JENIS TERPILIH

Table 6 : Imports of Natural Rubber by Selected Types

Tan metrik K.G.K.
Tonnes D.R.C.

Jenis Type	Dari dan melalui Singapura From and via Singapore					Terus Negeri Asing Direct Foreign					Jumlah Total				
	2024			Jumlah Terkumpul Cumulative		2024			Jumlah Terkumpul Cumulative		2024			Jumlah Terkumpul Cumulative	
	Mei ^P	Apr.	Mac	Jan.-Mei ^P 2024	Jan.-Mei 2023	Mei ^P	Apr.	Mac	Jan.-Mei ^P 2024	Jan.-Mei 2023	Mei ^P	Apr.	Mac	Jan.-Mei ^P 2024	Jan.-Mei 2023
Getah Asap Berbunga Ribbed Smoked Sheets	-	21	-	1,024	202	11,717	7,100	12,016	81,539	57,502	11,717	7,121	12,016	82,563	57,704
Lateks Pekat Latex Concentrate	-	-	-	-	47	17,671	15,962	18,867	89,729	84,982	17,671	15,962	18,867	89,729	85,028
Getah Berpiawaian* Standard Rubber	-	1,218	1,089	8,846	343	15,827	17,518	26,576	112,303	49,027	15,827	18,736	27,665	121,150	49,370
Jenis-jenis lain Other types	610	152	38	2,063	5,389	28,788	24,368	35,847	189,151	219,836	29,398	24,520	35,884	191,214	225,225
Jumlah Total	610	1,391	1,126	11,933	5,980	74,003	64,949	93,306	472,722	411,347	74,613	66,340	94,433	484,656	417,327

Jenis Type	Dari dan melalui Singapura From and via Singapore				Terus Negeri Asing Direct Foreign				Jumlah Total			
	2023 ^P	2022	2021	2020	2023 ^P	2022	2021	2020	2023 ^P	2022	2021	2020
Getah Asap Berbunga Ribbed Smoked Sheets	202	2,222	8,160	6,770	120,202	106,612	80,552	29,801	120,404	108,834	88,712	36,571
Lateks Pekat Latex Concentrate	47	-	7	597	200,302	286,931	337,247	347,714	200,348	286,931	337,254	348,311
Getah Berpiawaian* Standard Rubber	948	3,001	262	318	213,279	140,774	165,251	192,548	214,228	143,775	165,513	192,865
Jenis-jenis lain Other types	17,117	6,345	12,048	18,511	450,837	618,997	603,773	625,635	467,954	625,342	615,822	644,146
Jumlah Total	18,314	11,568	20,478	26,195	984,620	1,153,315	1,186,823	1,195,697	1,002,934	1,164,883	1,207,301	1,221,893

Nota/Notes : ^P Awalan / Provisional ^r Pindaan / Revised

* Piawaian getah secara teknikal setaraf dengan G.M.M. / Rubber by technical standard similar to S.M.R.

K.G.K / D.R.C - Kandungan Getah Kering / Dry Rubber Content

Jumlah berbeza disebabkan pembundaran / The total differs due to rounding

JADUAL 7 : IMPORT GETAH ASLI MENGIKUT NEGARA ASAL
Table 7: Imports of Natural Rubber by Country of Origin
Tan metrik K.G.K.
Tonnes D.R.C.

Negara-Negara Utama <i>Major Countries</i>	2023 ^P	2022	2021	2020	2024			Jumlah Terkumpul <i>Cumulative</i>	2023			Jumlah Terkumpul <i>Cumulative</i>
					Mei ^P	Apr.	Mac	Jan.-Mei ^P 2024	Mei	Apr.	Mac	Jan.-Mei 2023
Afrika Selatan/ <i>South Africa</i>	24,676	5,685	9,095	7,142	182	63	38	947	902	1,957	413	19,758
Argentina	932	1,077	968	383	-	-	-	-	-	-	-	529
Cameroon	1,938	767	1,586	539	-	673	776	3,499	60	-	101	262
China	11,646	795	855	797	386	-	-	386	-	-	-	-
Cote D'Ivoire	378,686	321,930	348,646	470,588	33,727	27,348	48,043	225,332	16,666	16,610	42,408	147,226
Congo	6,370	5,257	1,889	2,662	700	336	84	1,996	150	1,003	-	2,929
Filipina/ <i>Philippines</i>	78,452	145,090	156,806	130,140	1,883	3,027	4,159	23,898	5,752	4,612	7,572	31,068
Ghana	40,690	26,961	21,219	28,853	1,940	4,876	3,706	18,526	1,485	4,218	1,791	15,251
Guatemala	2,077	1,008	2,359	2,067	-	203	302	908	60	101	202	766
Guinea	9,259	1,919	1,160	4,778	1,531	326	502	3,465	831	668	1,029	3,013
India	1,748	4,263	7,372	3,147	-	-	-	20	403	409	-	1,446
Indonesia Rep.	13	2,117	6,782	19,365	-	62	-	71	-	13	-	13
Kemboja/ <i>Cambodia</i>	612	874	1,277	1,840	-	-	210	287	105	-	220	325
Liberia	17,251	33,850	26,368	11,628	798	2,603	2,338	11,023	1,040	570	2,032	5,810
Myanmar	34,313	79,779	81,504	28,080	9,958	6,011	6,455	43,013	2,154	1,994	4,677	27,627
Nigeria	4,163	923	2,120	2,400	123	224	607	1,875	242	136	68	491
Papua New Guinea	2,680	2,731	6,857	6,191	362	107	276	949	77	250	26	492
Sri Lanka	969	1,881	5,330	5,121	-	-	22	22	-	16	111	630
Thailand	370,543	514,515	512,815	478,136	22,395	18,910	25,765	142,477	30,411	23,302	35,824	154,403
Viet Nam	9,392	10,258	9,024	14,390	472	562	808	3,353	483	350	1,320	4,159
Negara lain/ <i>Other countries</i>	6,523	3,204	3,268	3,646	156	1,008	341	2,610	-	399	-	1,128
Jumlah <i>Total</i>	1,002,934	1,164,883	1,207,301	1,221,893	74,613	66,340	94,433	484,656	60,823	56,608	97,794	417,327

Nota/Notes : ^P *Awalan / Provisional* ^r *Pindaan / Revised*
K.G.K / D.R.C - Kandungan Getah Kering / Dry Rubber Content
Jumlah berbeza disebabkan pembundaran / The total differs due to rounding

JADUAL 8: STOK GETAH ASLI PADA AKHIR BULAN MENGIKUT BANCII

Table 8: Stocks of Natural Rubber held at the end of the month by Census

Tan metrik K.G.K.
Tonnes D.R.C.

Banci Census	Pada akhir bulan At the end of the month	2024			2023		
		Mei ^P	Apr.	Mac	Mei	Apr.	Mac
Estet Getah <i>Rubber Estates</i>		212	171	136	176	180	104
Pemproses Getah <i>Rubber Processors</i>		160,229	195,211	205,649	155,381	177,397	185,326
Pengguna Getah <i>Rubber Consumers</i>		14,927	15,737	16,670	13,249	16,888	18,326
Jumlah <i>Total</i>		175,368	211,119	222,455	168,806	194,464	203,757

JADUAL 9 : PENGELUARAN DAN STOK LATEKS PEKAT

Table 9 : Production and Stocks of Concentrated Latex

Tan metrik K.G.K.
Tonnes D.R.C.

Tempoh Period	Pengeluaran Production	Stok pada akhir tempoh Stocks at the end of period
2023	26,650	16,163
2022	31,789	17,278
2021	34,055	23,774
2020	34,453	24,788
2024	Jan.-Mei^P	9,506
2023	Jan.-Mei	11,728
2024	Mei^P	1,589
	Apr.	1,714
	Mac	1,942
2023	Mei	2,077
	Apr.	1,505
	Mac	1,926

Nota/Notes : ^P Awalan / Provisional

K.G.K / D.R.C - Kandungan Getah Kering / Dry Rubber Content

JADUAL 10 : PENGGUNAAN DOMESTIK GETAH ASLI MENGIKUT INDUSTRI

Table 10 : Domestic Consumption of Natural Rubber by Industry

 Tan metrik K.G.K.
Tonnes D.R.C.

Tempoh Period	Keterangan Industri Industry Description	Industri tayar dan tiub Tyres and tubes industries	Membuat kasut getah Manufacture of rubber footwear	Membuat produk getah lain, t.k.m. Manufacture of other rubber products, n.e.c.							Semua industri pembuatan lain yang menggunakan getah asli All other manufacturing industries consuming natural rubber (a)	Jumlah Total	
				Campuran getah Rubber compound	Gelang getah Rubber bands	Kepingan- kepingan getah Rubber sheeting	Produk lateks Latex products			Produk getah lain Other rubber products			
							Sarung tangan getah Rubber gloves	Benang getah Rubber thread	Foam Foam	Produk lateks lain Other latex products			
2023		25,603	343	1,566	1,729	4,194	218,807	29,800	3,789	12,539	7,776	4,252	310,398
2022		31,314	415	1,574	2,025	6,907	312,314	36,877	4,446	14,099	7,890	8,735	426,594
2021		31,259	388	1,418	1,930	5,583	380,488	43,593	5,265	13,740	8,996	9,303	501,961
2020		32,640	346	1,690	1,866	4,162	401,566	40,029	5,948	13,113	9,322	8,050	518,732
2024	Jan.-Mei ^P	12,320	371	1,120	621	1,407	64,937	13,681	461	4,208	12,328	3,471	114,925
2023	Jan.-Mei	9,977	207	599	817	2,035	93,672	12,969	1,765	5,421	3,230	1,681	132,371
2024	Mei ^P	2,304	36	236	159	337	11,109	2,795	94	820	2,339	382	20,613
	Apr.	1,633	22	161	142	363	11,900	2,795	94	770	2,205	323	20,407
	Mac	2,506	104	206	112	328	14,353	2,935	63	946	2,445	350	24,347
2023	Mei	2,426	32	85	160	163	18,023	2,721	370	1,115	588	422	26,106
	Apr.	742	48	107	151	490	17,100	2,219	316	1,015	683	366	23,237
	Mac	1,950	37	109	148	469	19,435	2,475	356	1,184	547	282	26,991

 Nota/Notes : ^P Awalan / Provisional

K.G.K / D.R.C - Kandungan Getah Kering / Dry Rubber Content

(a) Semua industri pembuatan lain yang menggunakan getah asli mengikut keterangan industri termasuk industri membuat tali-temali, tali dan pintal, membuat keluaran pulpa, kertas dan kertas tebal, t.k.m., membuat keluaran-keluaran kimia, t.k.m., membuat keluaran-keluaran plastik, t.k.m., bengkel-bengkel, kabel dan dawai, membuat bahagian pengganti kereta motor dan kelengkapannya, membuat dan memasang basikal, basikal roda tiga dan beca.

All other manufacturing industries consuming natural rubber according to industry description includes cordage, rope and twine industries, manufacture of pulp, paper and paperboard articles, n.e.c., manufacture of chemical products, n.e.c., manufacture of plastic products, n.e.c., foundries, cables and wires, manufacture of motor vehicle parts and accessories, manufacture and assembly of bicycles, tricycles and trishaws.

JADUAL 11: HARGA PURATA BULANAN BAGI GETAH ASLI
Table 11 : Average Monthly Price of Natural Rubber
Sen/Kg

Tempoh Period	Harga di ladang Farmgate price		Sebut Harga pada waktu tengah hari - "F.O.B."** Noon Quotations - F.O.B.							
	Susu Getah Cair Field Latex	Sekerap Scrap	Lateks Pekat* Latex Concentrate	Getah Mutu Malaysia (1 - Pallet tan metrik) Standard Malaysian Rubber (1 - Tonne pallet)						
				G.M.M. CV S.M.R. CV	G.M.M. L S.M.R. L	G.M.M. 5 S.M.R. 5	G.M.M. GP S.M.R. GP	G.M.M. 10 S.M.R. 10	G.M.M. 20 S.M.R. 20	
2023	579.58	542.89	509.68	869.48	859.48	635.58	632.58	625.58	623.58	
2022	625.64	539.69	566.93	964.87	954.87	681.58	678.58	671.58	669.58	
2021	633.10	555.11	563.86	959.76	949.76	699.94	696.94	689.94	687.94	
2020	521.11	406.99	491.01	838.34	828.34	560.03	557.03	550.03	548.03	
2024	Jan.-Mei	762.48	625.04	696.03	1,180.05	1,170.05	773.77	768.77	758.77	753.77
2023	Jan.-Mei	530.14	470.05	511.27	872.13	862.13	610.12	607.12	600.12	598.12
2024	Mei	879.25	657.16	742.36	1,257.29	1,247.29	809.55	804.55	794.55	789.55
	Apr.	815.03	639.62	733.58	1,242.61	1,232.61	785.21	780.21	770.21	765.21
	Mac	774.02	640.54	740.37	1,253.95	1,243.95	787.47	782.47	772.47	767.47
2024	Mei	522.99	478.02	488.76	834.64	824.64	617.76	614.76	607.76	605.76
	Apr.	539.03	465.21	495.00	844.97	834.97	604.62	601.62	594.62	592.62
	Mac	552.09	468.68	530.11	903.54	893.54	605.41	602.41	595.41	593.41

Nota/Notes : * 60% Kandungan Getah Kering (K.G.K) / 60% Dry Rubber Content (D.R.C.)

** F.O.B. - Free On Board

Punca: Lembaga Getah Malaysia (LGM)

Source: Malaysian Rubber Board (MRB)

JADUAL 12 : GUNA TENAGA DAN GAJI & UPAH DIBAYAR MENGIKUT KATEGORI PEKERJA DI ESTET GETAH
Table 12 : Employment and Salaries & Wages Paid in Rubber Estates by Category of Workers

Seperti pada akhir tempoh As at end of period	Pekerja bergaji dan Gaji & Upah Employees and Salaries & Wages												
	Pekerja diambil secara langsung Employees directly employed						Pekerja diambil secara kontrak Employees on contract basis				Jumlah Total		
	Kakitangan Pentadbiran Administrative Staff		Pekerja Estet Estate Workers		Pekerja Kilang Factory Workers		Pekerja Estet Estate Workers		Pekerja Kilang Factory Workers				
	Bilangan pekerja Number of workers	Gaji & Upah Salaries & Wages (RM'000)	Bilangan pekerja Number of workers	Gaji & Upah Salaries & Wages (RM'000)	Bilangan pekerja Number of workers	Gaji & Upah Salaries & Wages (RM'000)	Bilangan pekerja Number of workers	Gaji & Upah Salaries & Wages (RM'000)	Bilangan pekerja Number of workers	Gaji & Upah Salaries & Wages (RM'000)	Bilangan pekerja Number of workers	Gaji & Upah Salaries & Wages (RM'000)	
2023	Dis.	1,836	5,183	4,599	8,647	-	-	2,810	4,270	-	-	9,245	18,100
2022	Dis.	1,839	5,356	4,897	9,807	-	-	2,244	3,817	-	-	8,980	18,981
2021	Dis.	1,639	4,612	4,790	8,926	-	-	1,557	2,280	-	-	7,986	15,819
2020	Dis.	1,723	4,484	5,954	10,719	48	101	2,003	3,030	-	-	9,728	18,334
2024	Mei ^P	1,713	4,807	4,652	7,888	-	-	2,151	3,264	-	-	8,516	15,959
	Apr.	1,683	4,630	4,096	6,575	-	-	1,985	2,763	-	-	7,764	13,968
	Mac	1,728	4,884	4,701	7,844	-	-	2,311	3,184	-	-	8,740	15,913
2023	Mei	2,100	5,628	5,507	8,931	-	-	2,566	3,653	-	-	10,173	18,213
	Apr.	2,068	5,747	5,421	8,494	-	-	2,485	3,344	-	-	9,974	17,585
	Mac	2,086	5,424	5,436	8,380	-	-	2,563	3,740	-	-	10,085	17,544

 Nota/Notes : ^P Awalan / Provisional

JADUAL 13 : PRODUKTIVITI PENGELUARAN DAN PENOREH BAGI ESTET GETAH

Table 13 : Productivity of Production and Tappers in Rubber Estates

Tempoh Period	Bilangan pekerja pada akhir tempoh Number of workers at end of period			Gaji & Upah (RM '000) Salaries & Wages			Keluasan ditanam pada akhir tempoh Planted area at end of period (Hektar) (Hectare)	Pengeluaran Production (Kg K.G.K) (Kg D.R.C)	Keluasan ditoreh pada akhir tempoh Tapped area at end of period (Hektar) (Hectare)	Purata bil. hari menoreh Average number of tapping days	Produktiviti pengeluaran Productivity of production (Kg/Hek) (Kg/Ha)	Produktiviti penoreh (sehari) Productivity of tappers (per day)			
	Pekerja Estet Estate Workers	Lain-Lain Others	Jumlah Total	Pekerja Estet Estate Workers	Lain-Lain Others	Jumlah Total						(RM)	(Kg K.G.K) (Kg D.R.C.)		
	Penoreh Tappers	Pekerja Ladang Field Workers		Penoreh Tappers	Pekerja Ladang Field Workers										
2023	5,073	2,336	1,844	9,253	95,780	64,859	65,531	226,171	115,270	50,381,492	49,582	230	1,016.1	82.3	43.3
2022	4,519	2,622	1,847	8,988	77,589	52,412	60,469	190,470	107,640	47,387,068	52,973	229	894.6	74.8	45.7
2021	4,232	2,115	1,647	7,994	75,305	40,753	49,996	166,054	85,617	45,347,184	43,143	246	1,051.1	72.5	43.6
2020	5,455	2,502	1,779	9,736	90,759	44,881	51,627	187,267	91,013	56,420,718	43,234	253	1,305.0	65.8	40.9
2024 Jan.-Mei ^P	4,128	2,675	1,713	8,516	31,621	24,342	24,037	80,000	110,531	16,520,134	52,646	100	313.8	76.9	40.2
2023 Jan.-Mei	5,047	3,026	2,103	10,176	34,773	25,866	27,442	88,082	115,737	17,714,226	57,573	94	307.7	73.2	37.3
2024 Mei ^P	4,128	2,675	1,713	8,516	6,135	5,017	4,807	15,959	110,531	3,012,384	52,646	21	57.2	72.3	35.5
Apr.	3,665	2,416	1,683	7,764	4,876	4,462	4,630	13,968	110,531	2,319,418	49,008	19	47.3	69.4	33.0
Mac	4,363	2,649	1,728	8,740	6,085	4,943	4,884	15,913	110,531	3,103,417	54,858	21	56.6	67.9	34.7
2023 Mei	5,047	3,026	2,103	10,176	7,136	5,448	5,628	18,213	115,737	3,437,369	57,573	20	59.7	70.5	34.0
Apr.	4,945	2,961	2,076	9,982	6,593	5,245	5,747	17,585	115,737	2,885,183	58,560	19	49.3	70.0	30.6
Mac	4,890	3,109	2,094	10,093	6,742	5,379	5,424	17,544	114,465	3,253,899	58,839	19	55.3	72.2	34.8

Nota/Notes : ^P Awalan / Provisional
K.G.K / D.R.C - Kandungan Getah Kering / Dry Rubber Content

JADUAL 14 : PENGELUARAN, KELUASAN DITOREH DAN PURATA BILANGAN HARI MENOREH BAGI ESTET GETAH MENGIKUT NEGERI

Table 14 : Production, Tapped Area and Average Number of Tapping Days in Rubber Estates by State

Negeri State (a)	Bilangan estet Number of estates	Pengeluaran Production Tan metrik K.G.K. Tonnes D.R.C.			Keluasan ditoreh pada akhir tempoh Tapped area at end of period Hektar Hectare			Purata bilangan hari menoreh Average number of tapping days		
		2024			2024			2024		
		Mei ^P	Apr.	Mac	Mei ^P	Apr.	Mac	Mei ^P	Apr.	Mac
Johor	17	343	242	336	4,308	4,150	4,150	22	19	21
Kedah & Perlis	33	354	250	208	9,104	10,155	10,113	20	19	22
Kelantan & Terengganu	69	1,176	905	1,399	19,376	18,146	20,027	19	19	19
Melaka & Negeri Sembilan	17	44	43	75	734	734	734	22	20	22
Pahang	24	737	556	646	9,066	8,300	9,066	22	21	23
Perak	15	147	109	91	2,131	2,088	2,088	21	18	19
Selangor	6	101	176	190	2,731	2,731	2,731	21	20	21
Sabah & Sarawak	7	110	40	159	5,196	2,704	5,949	19	19	22
Jumlah Total	188	3,012	2,319	3,103	52,646	49,008	54,858	21	19	21

Nota/Notes : ^P Awalan / Provisional

(a) Tiada estet direkodkan bagi negeri Pulau Pinang / No estates were recorded in Pulau Pinang.

K.G.K / D.R.C - Kandungan Getah Kering / Dry Rubber Content



NOTA TEKNIKAL

TECHNICAL NOTE

NOTA TEKNIKAL

1. Pendahuluan

Penerbitan ini memuatkan perangkaan utama getah asli yang diperoleh daripada Banci Estet Getah (RE), Banci Pemproses Getah (RP) dan Banci Pengguna Getah (RC) yang dilaksanakan setiap bulan.

2. Objektif

Objektif utama penerbitan ini adalah untuk memaparkan perangkaan getah asli berkaitan pengeluaran, import, eksport, penggunaan domestik dan stok. Di samping itu, data harga, bilangan pekerja, gaji & upah dan produktiviti di estet getah turut dimuatkan. Perangkaan ini akan membantu dalam perancangan dan penggubalan dasar serta pembuat keputusan bagi industri berasaskan getah.

3. Kuasa perundangan

Banci ini dilaksanakan di bawah Akta Perangkaan 1965 (Disemak 1989). Seksyen 5 di bawah Akta ini menghendaki mana-mana pertubuhan yang beroperasi di Malaysia untuk memberikan maklumat sebenar atau anggaran terbaik kepada Jabatan. Mengikut Akta ini, kandungan soal selidik yang diterima adalah sulit dan hanya angka agregat diterbitkan. Sementara itu, Seksyen 7 di bawah Akta yang sama memperuntukkan denda kepada responden yang gagal memberi kerjasama kepada banci yang dijalankan.

4. Skop dan liputan

Banci ini meliputi semua estet getah, kilang pemproses getah dan kilang pengguna getah di Malaysia yang berdaftar dengan Suruhanjaya Syarikat Malaysia (SSM), Lembaga Getah Malaysia (LGM) dan Pihak Berkuasa Kemajuan Pekebun Kecil Perusahaan Getah (RISDA).

Banci RE meliputi industri penanaman pokok getah (estet). Industri peringkat 5 digit (01291) ini dikelaskan mengikut Piawaian Klasifikasi Industri Malaysia (MSIC) 2008. Banci RP meliputi kilang-kilang yang memproses getah asli mentah untuk menjadi produk separa siap (Contoh: Getah Mutu Malaysia (G.M.M.), susu getah pekat, dsb.). Manakala banci RC meliputi kilang-kilang yang menggunakan getah asli mentah/produk separuh siap dan diproses menjadi produk siap (Contoh: tayar, sarung tangan getah dsb.).

5. Rangka (sumber)

Rangka banci getah dikemas kini setiap tahun untuk mengambil kira pertumbuhan baru dan sebarang perubahan yang berlaku kepada pertumbuhan seperti tutup, tidak beroperasi, perubahan jenis aktiviti, lokasi kilang atau alamat pos.

6. Metodologi

Banci ini dilaksanakan secara meluas menggunakan borang soal selidik RE, RP dan RC. Responden diberi tempoh satu bulan untuk melengkap dan mengembalikan borang soal selidik tersebut kepada Jabatan ini. Kerja luar dijalankan untuk mendapatkan borang lengkap daripada pertumbuhan yang tidak respons.

7. Konsep dan definisi

Konsep dan definisi yang digunakan adalah berasaskan kepada syor-syor Pejabat Perangkaan Pertumbuhan Bangsa-Bangsa Bersatu¹ dan *The Association of Natural Rubber Producing Countries (ANRPC)*. Konsep berkenaan mengikut amalan yang sudah diterima pakai bagi memudahkan perbandingan data dibuat di peringkat antarabangsa.

8. Takrif industri getah

Estet getah

- (i) Semua kawasan, bersambungan atau berpecah-pecah dengan keluasan tidak kurang daripada 40.47 hektar (100 ekar), ditanam dengan getah atau di mana penanaman getah dibenarkan dan di bawah satu hak milik yang sah; atau
- (ii) Mana-mana keluasan tanaman getah yang telah wujud dalam estet kelapa, koko atau kelapa sawit.

Kebun kecil getah

Meliputi semua kawasan, bersambungan atau berpecah-pecah, berjumlah kurang daripada 40.47 hektar (100 ekar), ditanam dengan getah atau di mana penanaman getah dibenarkan dan di bawah satu hak milik yang sah. Kebun kecil getah terdiri daripada tersusun dan tidak tersusun. Kebun kecil yang tersusun meliputi kawasan di bawah rancangan kerajaan seperti berikut:-

- (i) Lembaga Kemajuan Tanah Persekutuan (FELDA);
- (ii) Pihak Berkuasa Kemajuan Pekebun Kecil Perusahaan Getah (RISDA);
- (iii) Lembaga Penyatuan dan Pemulihan Tanah Negara (FELCRA);
- (iv) Rancangan tanah Kerajaan Persekutuan yang lain; dan
- (v) Rancangan tanah Kerajaan Negeri.

¹ *International Recommendations for Industrial Statistics, United Nations' Statistical Office, Statistical Papers, Series, M No. 90, United Nations, New York, 2009.*

Keluasan ditanam

Keluasan bertanam dengan getah (matang dan/atau belum matang) dan tidak terbiar selama-lamanya.

Keluasan ditoreh

Keluasan di bawah getah matang yang telah ditoreh termasuk kawasan yang "direhatkan" di bawah sistem giliran torehan.

Pengeluaran

Pengeluaran getah asli merujuk kepada kandungan getah kering (KGK) bagi susu getah cair, getah keping dan skrap (getah buku dan getah kulit) yang dihasilkan oleh estet dan pekebun kecil. Data ini dikumpul dari data pembelian getah mentah oleh kilang pemproses (RP).

Hasil

Hasil diperoleh dengan membahagikan jumlah pengeluaran dengan purata luas hektar yang ditoreh pada bulan rujukan.

Data import dan eksport dikumpul oleh Jabatan daripada borang pengikraran import dan eksport yang diperoleh daripada Jabatan Kastam Diraja Malaysia dan Lembaga-Lembaga Zon Bebas. Angka perdagangan luar negeri Malaysia tidak termasuk perdagangan antara kawasan iaitu antara Semenanjung Malaysia, Sabah dan Sarawak.

9. Import dan Eksport

Import

Sesuatu barang yang dibawa masuk ke dalam negara, sama ada secara terus atau disimpan di gudang-gudang yang dikawal. Barang-barang tersebut adalah sama ada untuk kegunaan sendiri, diproses, digunakan dalam perkilangan ataupun untuk dieksport semula ke negara lain. Pengkelasan import ini diistilahkan juga sebagai 'import umum'. Di dalam laporan ini, import dikelaskan mengikut negara asal barang tersebut, iaitu negara di mana barang berkenaan terakhir dibuat sebelum ianya diimportkan ke dalam kawasan pendaftaran.

Eksport

Sesuatu barang (keluaran atau buatan tempatan atau diimport untuk dieksport semula) yang dibawa keluar dari negara. Di dalam laporan ini, eksport dikelaskan mengikut negara dituju, iaitu negara di mana barang-barang berkenaan dijangka akan digunakan, sejauh mana ia boleh ditentukan pada masa ianya dieksport. Bagi barang yang dihantar berdasarkan "*Optional bill of lading*", pelabuhan pertama yang diikrarkan dianggap sebagai negara yang dituju. Sekiranya maklumat negara yang dituju bagi barang-barang yang dieksport melalui Singapura tidak diketahui/diperoleh, eksport sedemikian diambilkira sebagai eksport ke Singapura, iaitu di bawah kategori yang sama seperti barang-barang yang digunakan di Singapura. Eksport termasuk eksport semula. Pengkelasan eksport ini diistilahkan juga sebagai 'eksport umum'. Data import dan eksport hanya meliputi kod getah asli di bawah HS4001.10.000 hingga HS4001.29.999.

10. Penggunaan domestik

Ia merujuk kepada penggunaan domestik getah asli seperti Getah Asap Berbunga (G.A.B.), susu getah pekat, Getah Mutu Malaysia (G.M.M.) dan sebagainya oleh pertubuhan pembuatan di Malaysia untuk mengeluarkan barangan seperti tayar dan tiub, kasut getah, sarung tangan getah, gelang getah, getah campuran dan lain-lain. Ianya tidak termasuk getah campuran & tebus guna getah dan getah sintetik.

11. Stok

Ia adalah stok getah yang dimiliki oleh sesebuah pertubuhan tidak kira di mana stok tersebut ditempatkan iaitu sama ada di dalam atau di luar kilang. Ia termasuk stok getah yang belum/sedang/telah diproses. Stok dilaporkan pada awal dan akhir bulan.

12. Harga

Harga purata pembeli waktu tengah hari bagi getah "F.O.B." di Kuala Lumpur. Data ini diperoleh daripada Lembaga Getah Malaysia (LGM).

13. Hak milik

Hak milik sesebuah pertubuhan dikelaskan mengikut taraf residen pemilik/pemilik-pemilik modal berbayar yang terbesar (melebihi 50 peratus) dan bukannya mengikut taraf kerakyatan mereka.

- (i) Residen Malaysia ialah individu, syarikat atau organisasi lain yang lazimnya terletak di Malaysia untuk jangka masa sekurang-kurangnya satu tahun. Cawangan dan anak syarikat asing yang didaftarkan/diperbadankan di Malaysia adalah dianggap sebagai pemastautin Malaysia.
- (ii) Bukan residen Malaysia ialah individu, syarikat atau organisasi lain yang lazimnya terletak di negara selain Malaysia. Cawangan dan anak syarikat milik residen Malaysia di luar negeri juga dianggap sebagai bukan residen Malaysia.
- (iii) Hak milik bersama ialah residen Malaysia atau bukan residen Malaysia memegang jumlah saham yang sama banyak dalam perniagaan berkenaan.

14. Guna tenaga

Jumlah pekerja

Bilangan orang yang bekerja pada bulan Disember atau pada tempoh pembayaran gaji terakhir bagi bulan rujukan.

Gaji & upah dibayar

Pembayaran tunai, termasuk bonus yang dibayar komisen, bayaran lebih masa, elaun kos sara hidup dan elaun-elaun lain yang dibayar kepada semua pekerja bergaji dalam tempoh tahun rujukan. Sementara caruman pekerja kepada Kumpulan Wang Simpanan Pekerja (KWSP) dan Pertubuhan Keselamatan Sosial (PERKESO) turut dimasukkan, caruman oleh majikan dikecualikan. Elaun kepada pemilik yang bekerja, rakan niaga yang bekerja dan pekerja keluarga tidak bergaji juga dikecualikan.

15. Pembundaran

Jumlah bagi komponen mungkin berbeza dengan jumlah besar dalam jadual penerbitan disebabkan oleh pembundaran angka.

16. Nota dan simbol

K.G.K	Kandungan Getah Kering
RM	Ringgit Malaysia
Kg/Hek	Kilogram sehektar
-	Tiada data

TECHINICAL NOTES

1. Introduction

This publication provides principal statistics of Natural Rubber information on rubber obtained from the Census of Rubber Estates (RE), Census of Rubber Processors (RP) and Census of Rubber Consumers (RC) were conducted every month.

2. Objective

The main objective of this report is to provide statistics on rubber with regards to production, imports, exports, domestic consumption and stocks. In addition, data of prices, number of employees, salaries & wages and productivity in rubber estates are also included. These statistics will assist the government in development planning, policy making and decision-makers of rubber based industries.

3. Legal authority

The survey was conducted under the provisions of the Statistics Act, 1965 (Revised 1989). Section 5 of this Act requires all establishments operating in Malaysia to provide actual information or best estimates to the Department. The Act stipulates that the contents of the individual returns received are confidential and only aggregated figures are published. Meanwhile, Section 7 under the same Act provides the penalty to the respondents that could not comply with the survey undertaken.

4. Scope and coverage

The census covered all rubber estates, rubber processor factories and rubber consumer factories in Malaysia registered with the Companies Commission of Malaysia (SSM), Malaysian Rubber Board (MRB) and Rubber Industry Smallholders Development Authority (RISDA).

The census of RE covered growing of rubber trees (estates). This industrial 5-digit level (01291) is classified under the Malaysia Standard Industrial Classification (MSIC) 2008. Census of RP covered the factories processing raw natural rubber into semi-finished products (Example: Standard Malaysian Rubber (S.M.R.), Latex Concentrate (LC) etc.). Whereas census of RC covered to factories consuming raw natural rubber/semi-finished products and processed into finished products (Example: tyres, gloves etc.).

5. Frame (source)

The frame (source) of rubber censuses are updated annually to take into account new establishments and to record any changes in the status of the establishments such as closed down, not operation, change in activities and location or postal addresses.

6. Methodology

The census was primarily conducted through mail enquiry using RE, RP and RC questionnaire. Respondents were given one month to complete and return the questionnaire to the Department. Field enumeration was then carried out to collect the complete questionnaire from the establishments that did not respond.

7. Concepts and definitions

Concepts and definitions used are based on the recommendations of the United Nations' Statistical Office¹ and The Association of Natural Rubber Producing Countries (ANRPC). These concepts adhere to accepted practices, thereby facilitating international comparability of data.

8. Definition of rubber industry

Rubber estate

- (i) All areas, contiguous or non-contiguous, aggregating not less than 40.47 hectares (100 acres), planted with rubber or on which the planting of rubber is permitted and is under a single legal ownership; or*
- (ii) Any area planted with rubber in a coconut, cocoa or oil palm estate.*

Rubber smallholding

It is defined as all areas, contiguous or non-contiguous, aggregating less than 40.47 hectares (100 acres), planted with rubber or on which the planting of rubber is permitted and is under a single legal ownership. Smallholdings can be organized or unorganized. Organized smallholdings include those under various government schemes such as follows :-

- (i) Federal Land Development Authority (FELDA);*
- (ii) Rubber Industry Smallholders Development Authority (RISDA);*
- (iii) Federal Land Consolidation and Rehabilitation Authority (FELCRA);*
- (iv) Other Federal Government land schemes; and*
- (v) State Government land schemes.*

¹ *International Recommendations for Industrial Statistics, United Nations' Statistical Office, Statistical Papers, Series, M No. 90, United Nations, New York, 2009.*

Planted area

The area planted with rubber (mature and/or immature) and which has not been abandoned permanently.

Tapped area

The area under mature rubber that has been tapped including areas "rested" under rotational systems.

Production

Production of natural rubber refers to the dry rubber content (DRC) of field latex, rubber sheets and scrap (lump and bark) produced by estates and smallholders. This data is collected from the purchasing data of raw rubber processor factories.

Yield

The yield is derived by dividing the total production by the average hectareage tapped during the reference month.

The data on imports and exports are compiled by the Department of Statistics from declaration forms sourced from the Malaysian Royal Customs Department and Free Zone Authorities. External trade data for Malaysia do not include inter-regional trade between Peninsular Malaysia, Sabah and Sarawak.

9. Imports and Exports

Import

Goods are brought into the country either directly or into bonded warehouses, whether or not such goods are for consumption, to be processed, used in manufacturing or for subsequent re-exports to other countries. This categorization of imports is also termed as 'general imports'. In this report, imports are classified according to the country of origin of the goods, that is, the country where the goods are given the final form before they are imported into the registration area.

Exports

Goods (locally produced or manufactured or imported for subsequent re-exports) taken out of the country. In this report, exports are classified according to the country of destination, that is, the country where it is expected that the goods will be consumed insofar as this can be ascertained at the time of export. In the case of goods shipped on an "Optional bill of lading", the country of destination refers to that of the first port declared. If the information regarding the country of destination of goods exported via Singapore is not known/available, such exports are included under the value of exports to Singapore that is, under the same category as goods consumed in Singapore. Exports include re-exports. This categorization of exports is also termed as 'general exports'. Data of imports and exports only covers natural rubber codes under HS4001.10.000 to HS4001.29.999.

- 10. Domestic consumption** *This refers to the usage of natural rubber such as latex concentrate, Ribbed Smoked Sheet (R.S.S.), Standard Malaysian Rubber (S.M.R.), etc. by manufacturing establishments in Malaysia to produce products such as tyres and tubes, rubber footwear, rubber gloves, rubber bands and others. Excluding rubber compound & reclaimed rubber and synthetics rubber.*
- 11. Stocks** *This refers to stocks of rubber owned by establishments regardless where it is located i.e. inside or outside the factory. They include stocks of unprocessed/in process/processed rubber. Stocks are reported as at the beginning and the end of the month.*
- 12. Prices** *Average buyers' mid-day prices for rubber "F.O.B." in Kuala Lumpur. Data on prices are obtained from Malaysian Rubber Board (MRB).*
- 13. Ownership** *The ownership of an establishment is classified by the residential status of the owner(s) of the majority (more than 50 per cent) of the paid-up capital and not by their citizenship status.*
- 14. Employment**
- (i) Malaysian resident is any individual, company or other organization ordinarily domiciled in Malaysia for a period of at least one year. Malaysian registered branches and incorporated subsidiaries of foreign based/origins are also regarded as residents.*

(ii) *Non-Malaysian resident is any individual, company or other organization ordinarily domiciled in a country other than Malaysia. Foreign branches and/or subsidiaries abroad owned by residents are also regarded as non-residents.*

(iii) *Joint-Ownership is any Malaysian residents and Non-Malaysian residents held equal shares in the business.*

Total number of persons engaged

Number of persons working during December or the last pay period of the reference month.

Salaries & wages paid

Salaries & wages paid refer to cash payments, including bonuses, paid commissions, overtime wages, cost of living and allowances made to all employees during the reference year. While the employees' contributions to Employees' Provident Fund (EPF) and Social Security Organisation (SOCSO) is included. The employer's contributions are excluded. Allowances to working proprietor, working partners and unpaid family worker are also not included.

15. Rounding

The sum of the components may not add up to the totals in the tables presented in this publication due to rounding.

16. Notes and symbols

<i>D.R.C</i>	<i>Dry Rubber Content</i>
<i>RM</i>	<i>Ringgit Malaysia</i>
<i>Kg/Ha</i>	<i>Kilogram per hectare</i>
<i>-</i>	<i>Nil</i>

