



KEMENTERIAN EKONOMI  
JABATAN PERANGKAAN MALAYSIA

# PERANGKAAN PEMBUATAN BULANAN MONTHLY MANUFACTURING STATISTICS

JANUARI 2025  
JANUARY

Dikeluarkan pada: 12 Mac 2025  
Released on: March

## PEMAKLUMAN / ANNOUNCEMENT

Jabatan Perangkaan Malaysia (DOSM) telah melancarkan OpenDOSM NextGen sebagai medium yang menyediakan katalog data dan visualisasi bagi memudahkan pengguna menganalisis pelbagai data dan boleh diakses melalui portal <https://open.dosm.gov.my>.

Kerajaan Malaysia telah mengisytiharkan Hari Statistik Negara (MyStats Day) pada 20 Oktober. Tema sambutan MyStats Day adalah "Statistik Nadi Kehidupan".

*The Department of Statistics Malaysia (DOSM) has launched OpenDOSM NextGen as a medium that provides catalogue data and visualisations to facilitate users' analysis and can be accessed through <https://open.dosm.gov.my>.*

*The Government of Malaysia has declared National Statistics Day (MyStats Day) on October 20th. MyStats Day theme is "Statistics is the Essence of Life".*

JABATAN PERANGKAAN MALAYSIA  
DEPARTMENT OF STATISTICS MALAYSIA

Diterbitkan dan dicetak oleh / *Published and printed by:*

**Jabatan Perangkaan Malaysia**

***Department of Statistics Malaysia***

Blok C6 & C7, Kompleks C,

Pusat Pentadbiran Kerajaan Persekutuan

62514 Putrajaya,

**MALAYSIA**

Tel.	:	03-8885 7000
Faks/Fax	:	03-8888 9248
Portal	:	<a href="https://www.dosm.gov.my">https://www.dosm.gov.my</a>
Facebook / Twitter / Instagram / YouTube	:	StatsMalaysia
Emel/Email	:	<a href="mailto:info@dosm.gov.my">info@dosm.gov.my</a> (pertanyaan umum / <i>general enquiries</i> )
		<a href="mailto:data@dosm.gov.my">data@dosm.gov.my</a> (pertanyaan & permintaan data / <i>data request &amp; enquiries</i> )
Harga/Price	:	RM10.00

Diterbitkan pada Mac 2025 / *Published in March 2025*

**Hakcipta terpelihara / All rights reserved.**

Tiada bahagian daripada terbitan ini boleh diterbitkan semula, disimpan untuk pengeluaran atau ditukar dalam apa-apa bentuk atau alat apa jua pun kecuali setelah mendapat kebenaran daripada Jabatan Perangkaan Malaysia. Pengguna yang mengeluarkan sebarang maklumat dari terbitan ini sama ada yang asal atau diolah semula hendaklah meletakkan kenyataan berikut:

“Sumber: Jabatan Perangkaan Malaysia”.

*No part of this publication may be reproduced or distributed in any form or by any means or stored in database without the prior written permission from Department of Statistics, Malaysia. Users reproducing content of this publication with or without adaptation should quote the following.*

“Source: Department of Statistics Malaysia”.

**ISSN 0128-3499**

# KATA PENGANTAR

Penerbitan ini memaparkan perangkaan nilai jualan, bilangan pekerja bergaji dan gaji & upah secara bulanan berdasarkan Survei Pembuatan Bulanan. Objektif utama penerbitan ini adalah untuk menyediakan data aliran terkini sektor Pembuatan bagi membantu pengguna dalam perancangan, penggubalan dasar dan membuat keputusan.

Ringkasan penemuan dan jadual perangkaan yang terperinci masing-masing dipaparkan pada bahagian pertama dan kedua penerbitan ini. Sementara itu, aspek-aspek teknikal yang digunakan seperti skop dan liputan dan konsep dan definisi juga disediakan pada Bahagian ketiga bagi membantu pengguna memahami statistik yang diterbitkan.

Jabatan Perangkaan Malaysia merakamkan penghargaan atas kerjasama yang diberikan oleh responden dan juga semua pihak yang telah menyumbang secara langsung dan tidak langsung dalam menjayakan penerbitan ini. Sebarang maklum balas dan cadangan untuk penambahbaikan penerbitan ini pada masa akan datang amat dihargai.

**Dato' Sri Dr. Mohd Uzir Mahidin**

Ketua Perangkawan Malaysia

Mac 2025



# PREFACE

*This publication presents monthly statistics on sales value, number of employees and salaries & wages based on the Monthly Manufacturing Survey. The main objective of this publication is to provide statistics on the latest trends of the Manufacturing sector to assist users in the planning, formulation of policies and decision making.*

*The summary findings and detailed statistical tables are highlighted in the first and second part of this publication respectively. Meanwhile, the technical aspects used such as scope and coverage and concepts and definitions are provided in the third part to assist users to understand the published statistics.*

*The Department of Statistics, Malaysia gratefully acknowledges the co-operation rendered by the respondents as well as all parties who have contributed directly and indirectly in making this publication a success. Any feedback and suggestion towards improving future publication is highly appreciated.*

**Dato' Sri Dr. Mohd Uzir Mahidin**

*Chief Statistician Malaysia*

*March 2025*



# KANDUNGAN / CONTENTS

	<b>Muka Surat</b> <i>Page</i>
<b>Kata Pengantar / Preface</b>	i - ii
<b>Kandungan / Contents</b>	iii - iv
<b>Kalendar Awalan Keluaran 2024 / Advance Release Calendar 2024</b>	v
<b>Penemuan Utama / Main Findings</b>	
<b>Ringkasan Penemuan Perangkaan Pembuatan Bulanan (PPB), Januari 2025</b> <i>Summary of Findings Monthly Manufacturing Statistics (MMS), January 2025</i>	1 - 6
<b>Jadual / Tables</b>	
<b>1 Perangkaan Utama Bagi Sektor Pembuatan</b> <i>Principal Statistics of Manufacturing Sector</i>	7
<b>1.1a Nilai Jualan Sektor Pembuatan Mengikut Subsektor</b> <i>Sales Value of Manufacturing Sector by Sub-sector</i>	8 - 9
<b>1.1b Nilai Jualan Sektor Pembuatan Mengikut Subsektor:     Perubahan Peratusan Tahunan</b> <i>Sales Value of Manufacturing Sector by Sub-sector:     Annual Percentage Change</i>	10 - 11
<b>1.1c Nilai Jualan Sektor Pembuatan Mengikut Subsektor:     Perubahan Peratusan Bulanan/Suku Tahunan</b> <i>Sales Value of Manufacturing Sector by Sub-sector:     Monthly/Quarterly Percentage Change</i>	12 - 13
<b>1.2a Bilangan Pekerja Bergaji Sektor Pembuatan Mengikut Subsektor</b> <i>Number of Paid Employees of Manufacturing Sector by Sub-sector</i>	14 - 15
<b>1.2b Bilangan Pekerja Bergaji Sektor Pembuatan Mengikut Subsektor:     Perubahan Peratusan Tahunan</b> <i>Number of Paid Employees of Manufacturing Sector by Sub-sector:     Annual Percentage Change</i>	16 - 17
<b>1.2c Bilangan Pekerja Bergaji Sektor Pembuatan Mengikut Subsektor:     Perubahan Peratusan Bulanan/Suku Tahunan</b> <i>Number of Paid Employees of Manufacturing Sector by Sub-sector:     Monthly/Quarterly Percentage Change</i>	18 - 19
<b>1.3a Gaji dan Upah yang Dibayar Sektor Pembuatan Mengikut Subsektor</b> <i>Salaries and Wages Paid of Manufacturing Sector by Sub-sector</i>	20 - 21
<b>1.3b Gaji dan Upah yang Dibayar Sektor Pembuatan Mengikut     Subsektor: Perubahan Peratusan Tahunan</b> <i>Salaries and Wages Paid of Manufacturing Sector by Sub-sector:     Annual Percentage Change</i>	22 - 23

# KANDUNGAN / CONTENTS

	<b>Muka Surat</b> <i>Page</i>
<b>Jadual / Tables</b>	
<b>1.3c Gaji dan Upah yang Dibayar Sektor Pembuatan Mengikut Subsektor: Perubahan Peratusan Bulanan/Suku Tahunan</b> <i>Salaries and Wages Paid of Manufacturing Sector by Sub-sector: Monthly/Quarterly Percentage Change</i>	24 - 25
<b>1.4a Nilai Jualan Sektor Pembuatan Mengikut Kumpulan</b> <i>Sales Value of Manufacturing Sector by Group</i>	26 – 33
<b>1.4b Nilai Jualan Sektor Pembuatan Mengikut Kumpulan: Perubahan Peratusan Tahunan</b> <i>Sales Value of Manufacturing Sector by Group: Annual Percentage Change</i>	34 – 41
<b>1.4c Nilai Jualan Sektor Pembuatan Mengikut Kumpulan: Perubahan Peratusan Bulanan/Suku Tahunan</b> <i>Sales Value of Manufacturing Sector by Group: Monthly/Quarterly Percentage Change</i>	42 - 49
<b>1.5a Bilangan Pekerja Bergaji Sektor Pembuatan Mengikut Kumpulan</b> <i>Number of Paid Employees of Manufacturing Sector by Group</i>	50 - 57
<b>1.5b Bilangan Pekerja Bergaji Sektor Pembuatan Mengikut Kumpulan: Perubahan Peratusan Tahunan</b> <i>Number of Paid Employees of Manufacturing Sector by Group: Annual Percentage Change</i>	58 - 65
<b>1.5c Bilangan Pekerja Bergaji Sektor Pembuatan Mengikut Kumpulan: Perubahan Peratusan Bulanan/Suku Tahunan</b> <i>Number of Paid Employees of Manufacturing Sector by Group: Monthly/Quarterly Percentage Change</i>	66 - 73
<b>1.6a Gaji dan Upah yang Dibayar Sektor Pembuatan Mengikut Kumpulan</b> <i>Salaries and Wages Paid of Manufacturing Sector by Group</i>	74 - 81
<b>1.6b Gaji dan Upah yang Dibayar Sektor Pembuatan Mengikut Kumpulan: Perubahan Peratusan Tahunan</b> <i>Salaries and Wages Paid of Manufacturing Sector by Group: Annual Percentage Change</i>	82 - 89
<b>1.6c Gaji dan Upah yang Dibayar Sektor Pembuatan Mengikut Kumpulan: Perubahan Peratusan Bulanan/Suku Tahunan</b> <i>Salaries and Wages Paid of Manufacturing Sector by Group: Monthly/Quarterly Percentage Change</i>	90 - 97
<b>2 Pengeluaran Produk Utama dalam Industri Pembuatan yang Terpilih</b> <i>Production of Major Products in Selected Manufacturing Industries</i>	98 - 106
<b>Nota Teknikal / Technical Notes</b>	<b>107 - 120</b>

## KALENDAR KELUARAN AWALAN 2025 / ADVANCE RELEASE CALENDAR 2025

Bulan rujukan / <i>Reference month</i>	Tarikh / <i>Date</i>
Januari 2025 / <i>January 2025</i>	12.03.2025
Februari 2025 / <i>February 2025</i>	11.04.2025
Mac 2025 / <i>March 2025</i>	08.05.2025
April 2025 / <i>April 2025</i>	11.06.2025
Mei 2025 / <i>May 2025</i>	11.07.2025
Jun 2025 / <i>June 2025</i>	07.08.2025
Julai 2025 / <i>July 2025</i>	11.09.2025
Ogos 2025 / <i>August 2025</i>	10.10.2025
September 2025 / <i>September 2025</i>	07.11.2025
Oktober 2025 / <i>October 2025</i>	12.12.2025
November 2025 / <i>November 2025</i>	09.01.2026
Disember 2025 / <i>December 2025</i>	09.02.2026

### Nota / *Notes:*

Kenyataan akhbar dihantar kepada pihak media pada tarikh pengeluaran dengan masa embargo ditetapkan bagi penyiaran. Kenyataan akhbar tersebut disiarkan selepas masa embargo di portal Jabatan Perangkaan Malaysia (<http://www.dosm.gov.my>)

*A press statement is issued to the media on the date of release with a specified embargo time for release. The press statement is posted after the embargo time on the portal of Department of Statistics Malaysia (<http://www.dosm.gov.my>)*

Muka surat ini sengaja dibiarkan kosong  
*This page is deliberately left blank*

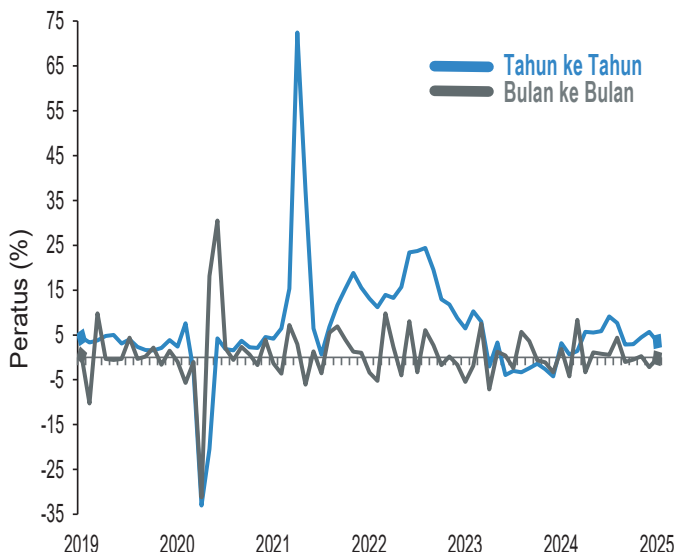
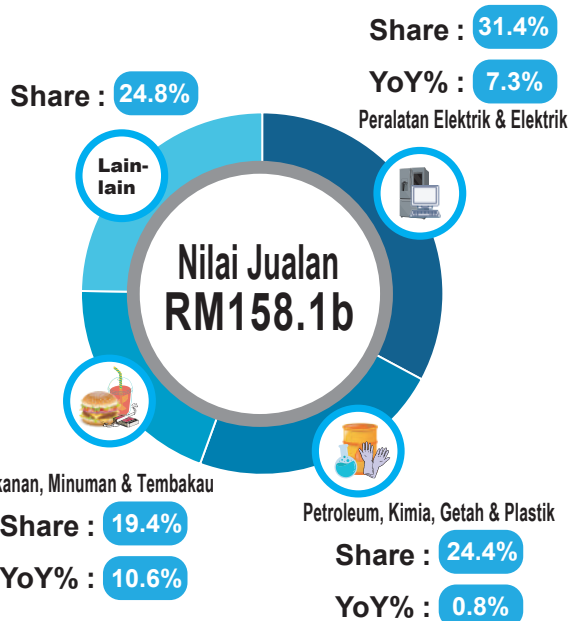
# **RINGKASAN PENEMUAN**

*Summary of  
Findings*

Muka surat ini sengaja dibiarkan kosong  
*This page is deliberately left blank*

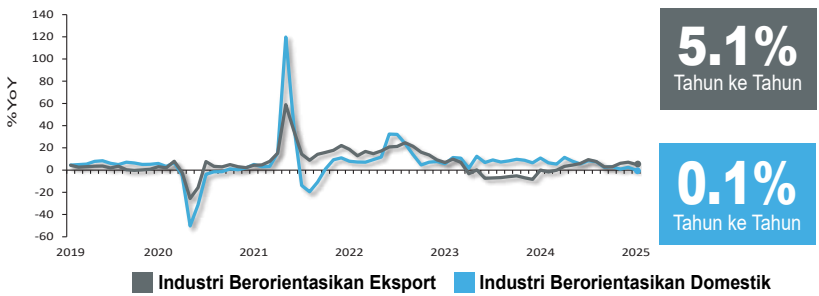
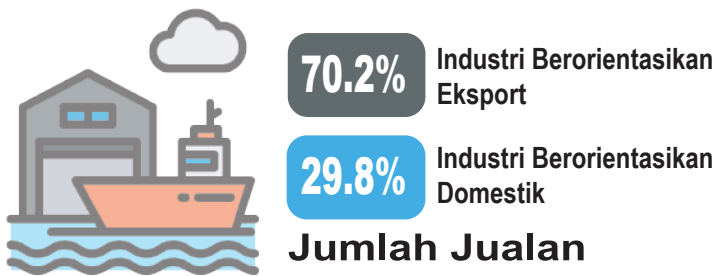
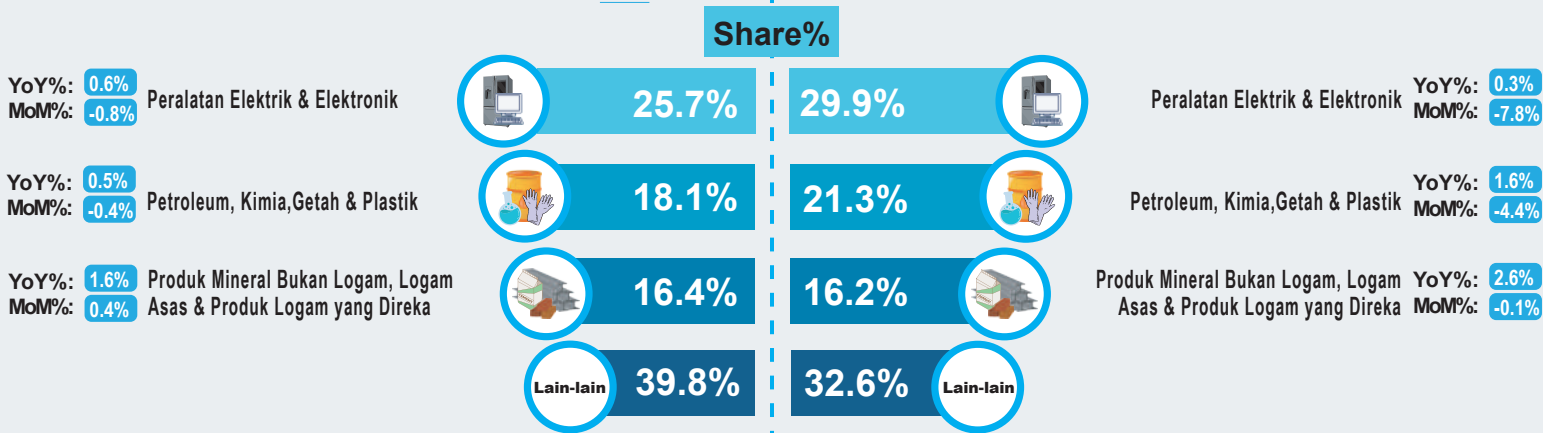
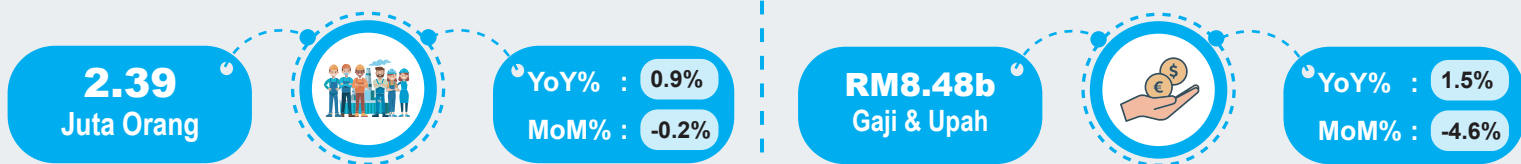
# PERANGKAAAN PEMBUATAN, JANUARI 2025

Jualan sektor Pembuatan meningkat 3.5 peratus; berjumlah RM158.1 bilion pada Januari 2025



**3.5%**  
Tahun ke Tahun

**-0.2%**  
Bulan ke Bulan

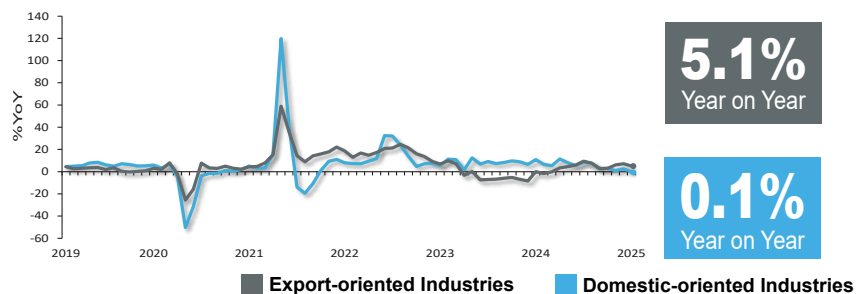
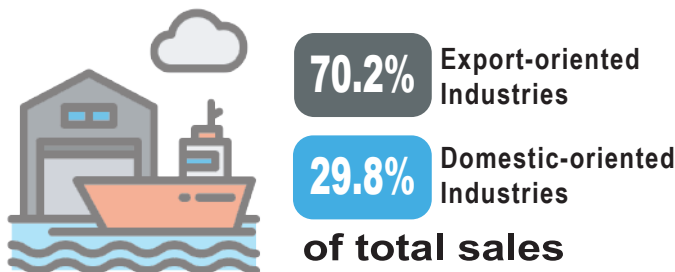
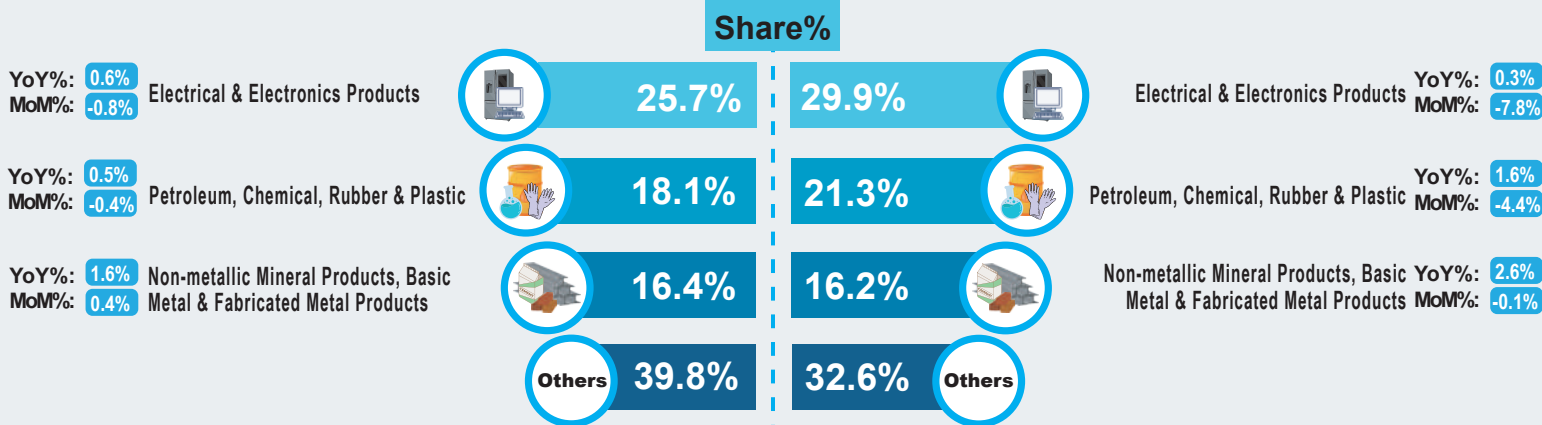
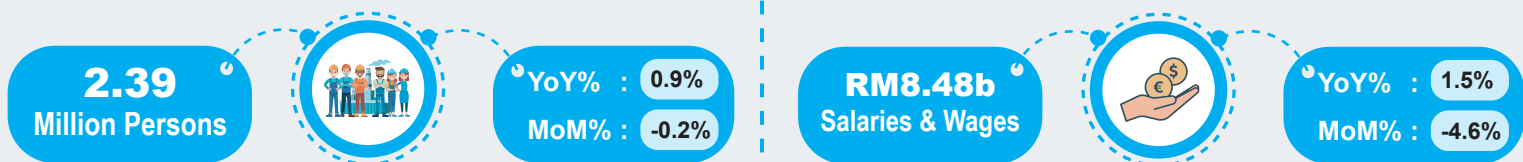
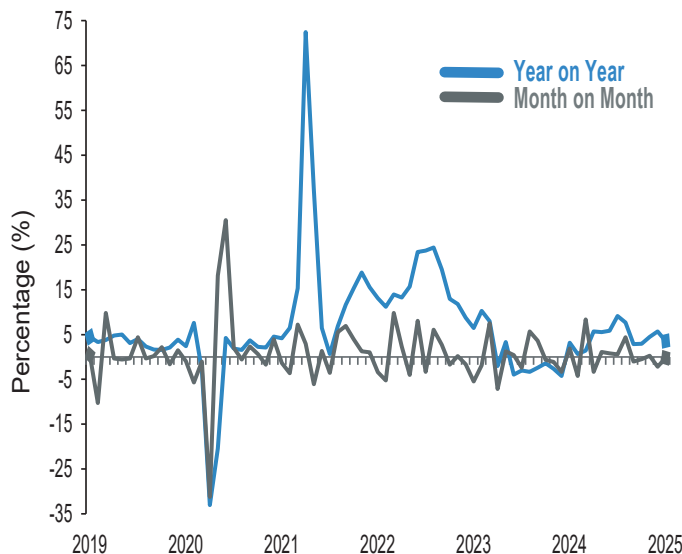
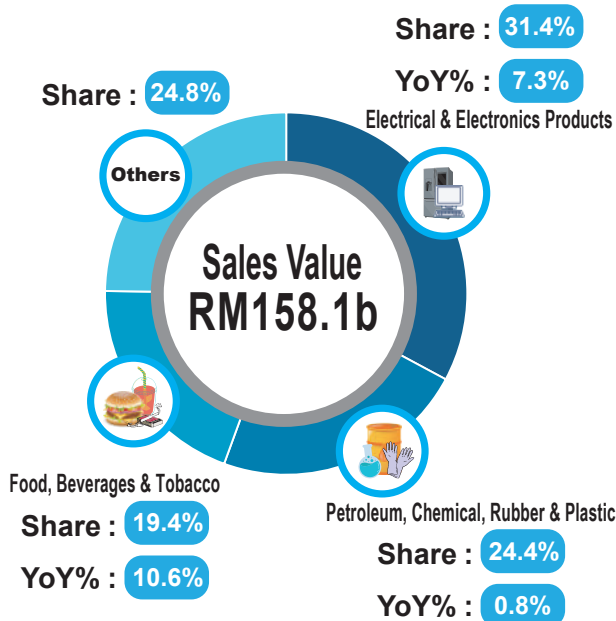


%YoY: Peratusan perubahan tahun ke tahun | b: bilion  
%MoM: Peratusan perubahan bulan ke bulan

Sumber: Perangkaan Pembuatan Malaysia, Jabatan Perangkaan Malaysia (DOSM)

# MANUFACTURING STATISTICS, JANUARY 2025

The Manufacturing sector sales increased 3.5 per cent; amounted to RM158.1 billion in January 2025



%YoY: Percentage change year-on-year | b: billion  
%MoM: Percentage change month-on-month

Source: Manufacturing Statistics Malaysia, Department of Statistics Malaysia (DOSM)



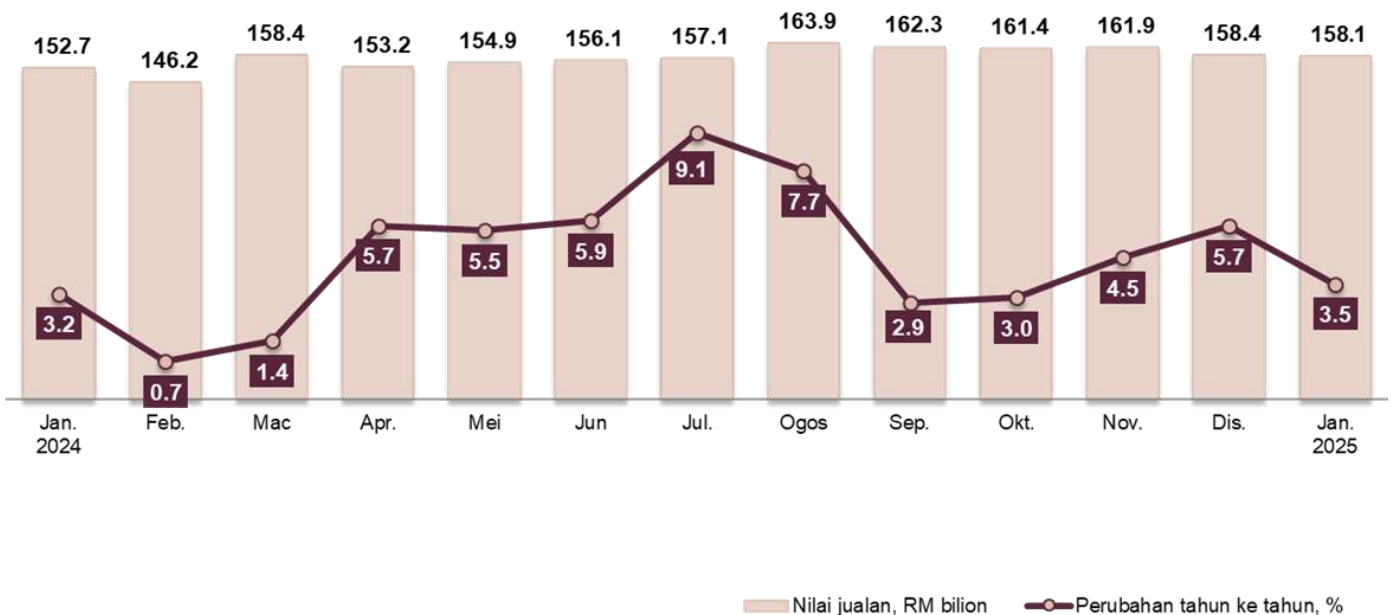
# PRESTASI SEKTOR PEMBUATAN JANUARI 2025

## 1.0 NILAI JUALAN SEKTOR PEMBUATAN

Nilai jualan sektor Pembuatan pada Januari 2025 menyederhana kepada 3.5 peratus (Disember 2024: 5.7%), berjumlah RM158.1 bilion seperti yang ditunjukkan di **Carta 1**. Perbandingan bulan sebelumnya, nilai jualan menguncup sedikit sebanyak 0.2 peratus kepada RM158.1 bilion berbanding RM158.4 bilion yang direkodkan pada Disember 2024. Begitu juga, nilai jualan pelarasan bermusim meningkat 4.3 peratus berbanding bulan sebelumnya.

Pertumbuhan nilai jualan sektor Pembuatan disokong terutamanya oleh subsektor Makanan, minuman & tembakau yang merekodkan pertumbuhan kukuh 10.6 peratus pada Januari 2025. Ini diikuti oleh pertumbuhan baik yang dicatatkan dalam subsektor Peralatan elektrik & elektronik dan Produk mineral bukan logam, logam asas & produk logam, masing-masing pada 7.3 peratus dan 2.1 peratus.

**Carta 1:** Nilai Jualan Sektor Pembuatan, Januari 2024 - Januari 2025



**\* Nota:**

- Laporan ini boleh diperolehi daripada laman portal Jabatan Perangkaan Malaysia (<https://www.dosm.gov.my>) di bawah ruangan: **Siaran Terkini**.
- Data bagi bulan Januari 2025 merupakan data **awalan**. Data ini akan dikemaskini berdasarkan data terkini yang diperolehi dan akan diterbitkan dalam penerbitan bulan Februari 2025.

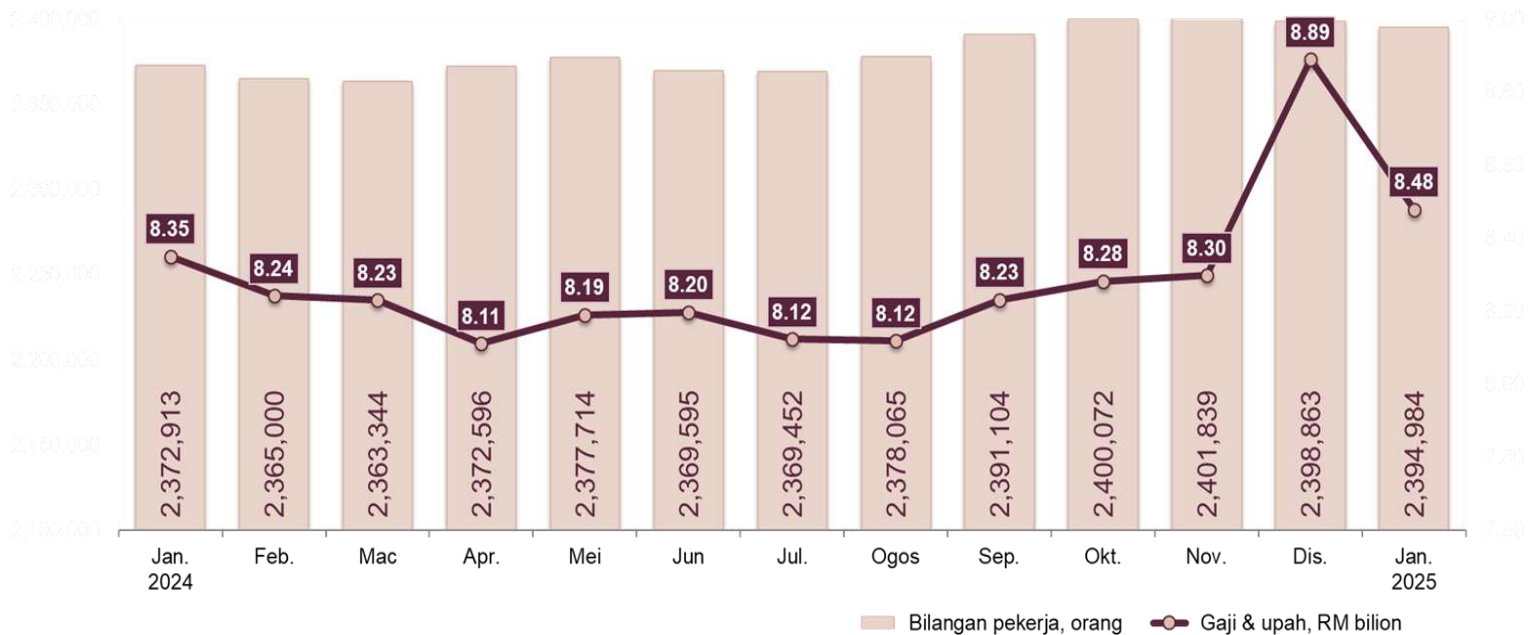
## 2.0 BILANGAN PEKERJA

Seramai 2.39 juta orang pekerja dalam sektor ini pada Januari 2025, bertambah 0.9 peratus (Disember 2024: 1.0%). Pertambahan ini didorong terutamanya oleh subsektor Makanan, minuman & tembakau (2.0%); Produk mineral bukan logam, logam asas & produk logam yang direka (1.6%); dan Peralatan elektrik & elektronik (0.6%). Perbandingan bulan ke bulan, bilangan pekerja dalam sektor ini berkurang 0.2 peratus.

## 3.0 GAJI & UPAH

Gaji & upah yang dibayar dalam sektor Pembuatan juga mencatatkan peningkatan 1.5 peratus (Disember 2024: 1.7%), berjumlah RM8.5 bilion pada Januari 2025 seperti yang ditunjukkan di **Carta 2**. Perbandingan bulan ke bulan, gaji & upah yang dibayar susut 4.6 peratus.

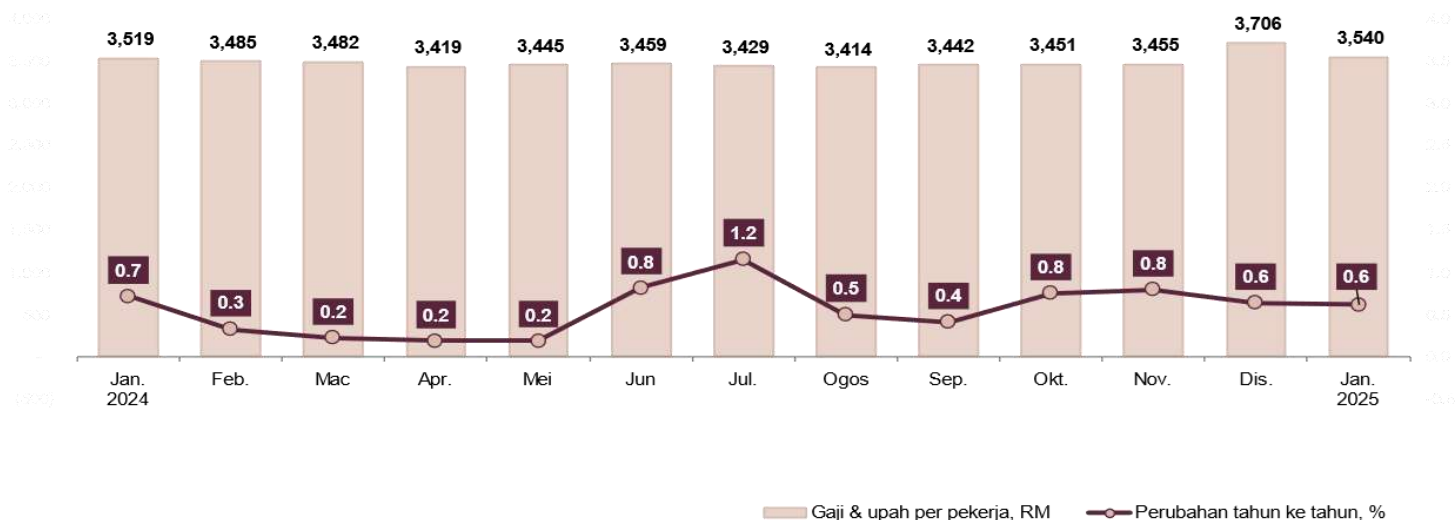
**Carta 2:** Bilangan Pekerja dan Gaji & Upah Sektor Pembuatan, Januari 2024 - Januari 2025



## 4.0 PURATA GAJI & UPAH PER PEKERJA

Purata gaji & upah bulanan bagi setiap pekerja adalah RM3,540 pada Januari 2025, meningkat sebanyak 0.6 peratus berbanding setahun yang lalu seperti yang dipaparkan di **Carta 3**. Sementara itu, purata gaji & upah bagi setiap pekerja menurun sebanyak 4.5 peratus berbanding bulan sebelumnya (Disember 2024: RM3,706).

**Carta 3:** Gaji & Upah Per Pekerja Sektor Pembuatan, Januari 2024 - Januari 2025



## 5.0 NILAI JUALAN PER PEKERJA

Nilai jualan bagi setiap pekerja pada Januari 2025 meningkat sebanyak 2.6 peratus untuk merekodkan RM66,011 berbanding RM66,027 pada bulan yang sama tahun sebelumnya (**Carta 4**). Pada masa yang sama, purata nilai jualan bagi setiap pekerja susut sedikit sebanyak 0.02 peratus berbanding Disember 2024.

**Carta 4:** Nilai Jualan Per Pekerja Sektor Pembuatan, Januari 2024 - Januari 2025

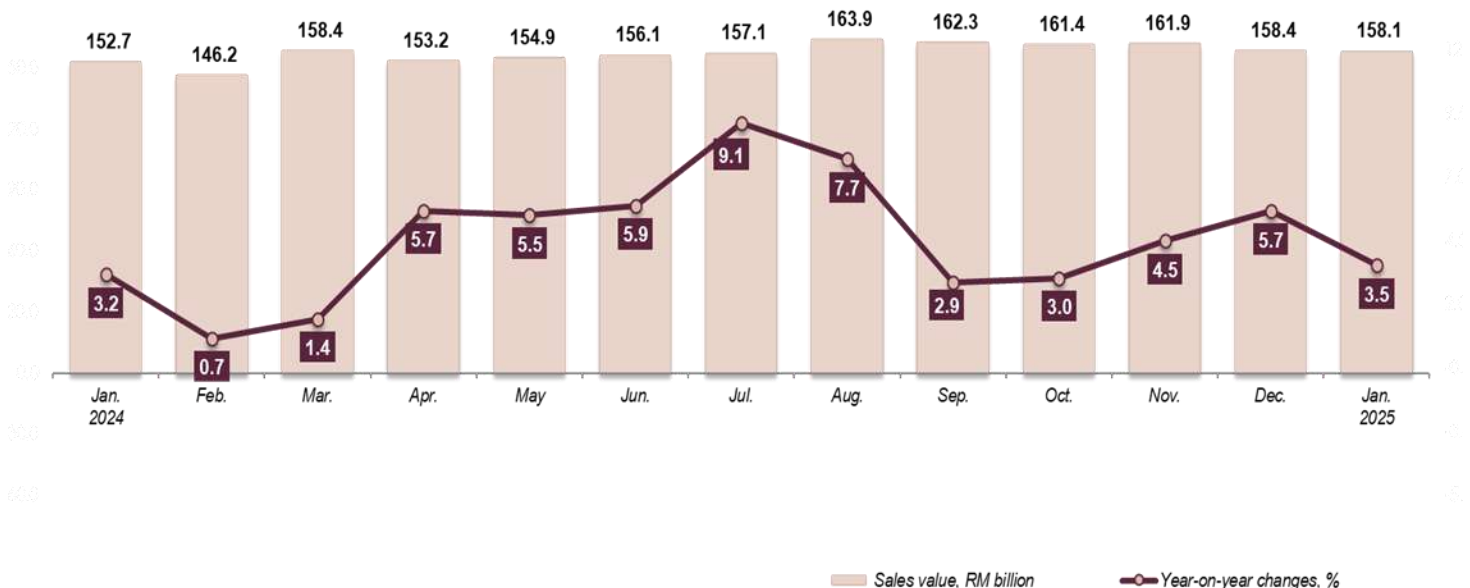


## 1.0 SALES VALUE OF THE MANUFACTURING SECTOR

The sales value of the Manufacturing sector in January 2025 moderated to 3.5 per cent (December 2024: 5.7%), amounted to RM158.1 billion as shown in **Chart 1**. Comparison with the preceding month, the sales value shrank marginally by 0.2 per cent to RM158.1 billion as against RM158.4 billion recorded in December 2024. Similarly, the seasonal adjusted sales value increased by 4.3 per cent as compared to the preceding month.

The growth of sales value in the Manufacturing sector was primarily supported by the Food, beverages & tobacco sub-sector which recorded a robust growth of 10.6 per cent in January 2025. This was followed by the favourable growth registered in the Electrical & electronics products and Non-metallic mineral products, basic metal & fabricated metal products sub-sectors at 7.3 per cent and 2.1 per cent, respectively.

**Chart 1:** Sales Value of the Manufacturing Sector, January 2024 - January 2025



**\* Notes:**

- i. This report can be accessed through the web portal of the Department of Statistics, Malaysia (<https://www.dosm.gov.my>) under the section: **Latest Releases**.
- ii. Data for January 2025 is **provisional**. The data will be updated based on the latest available figures and subsequently published in the February 2025 publication.

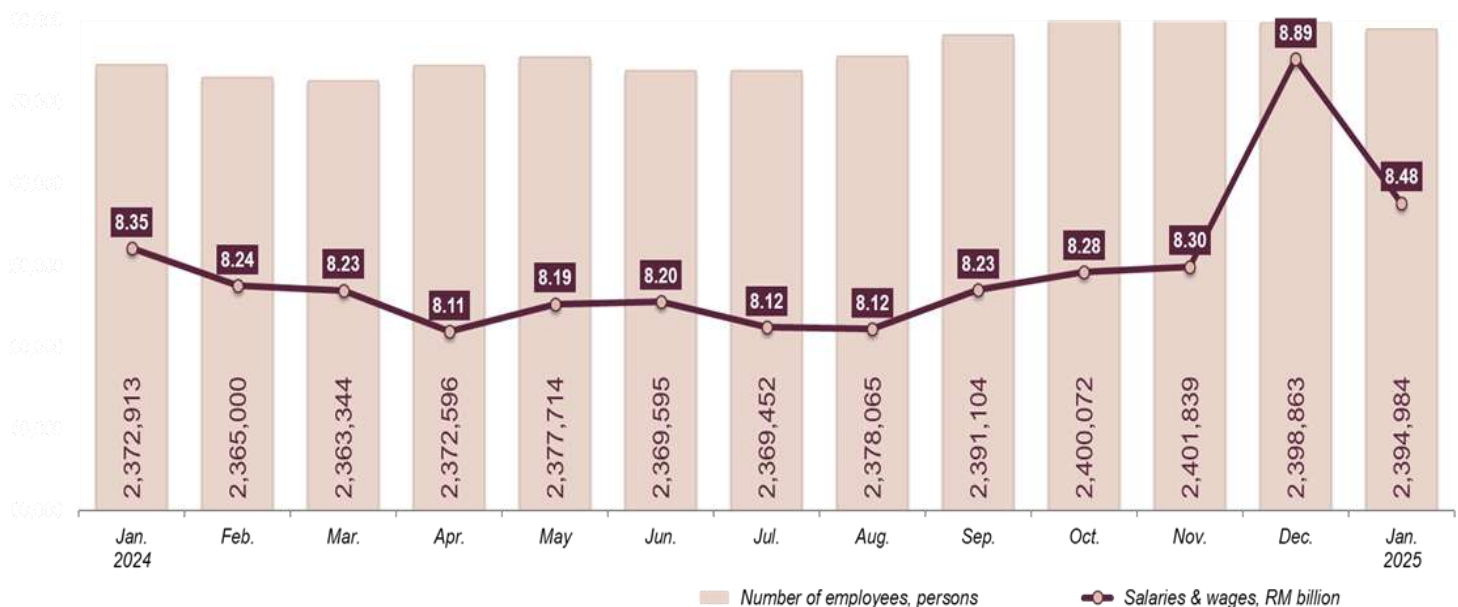
## 2.0 NUMBER OF EMPLOYEES

There are 2.39 million employees in this sector during January 2025, augmented by 0.9 per cent (December 2024: 1.0%). The augmentation was mainly driven by the Food, beverages & tobacco (2.0%); Non-metallic mineral products, basic metal & fabricated metal products (1.6%); and Electrical & electronics products (0.6%) sub-sectors. On a month-on-month basis, the number of employees in this sector decreased 0.2 per cent.

## 3.0 SALARIES & WAGES

The salaries & wages paid in the Manufacturing sector also posted an increase of 1.5 per cent (December 2024: 1.7%), amounted to RM8.5 billion in January 2025 as shown in **Chart 2**. Comparison by month-on-month, the salaries & wages paid dropped by 4.6 per cent.

**Chart 2:** Number of Employees and Salaries & Wages in Manufacturing Sector, January 2024 - January 2025



## 4.0 AVERAGE SALARIES & WAGES PER EMPLOYEE

The average monthly salaries & wages per employee was RM3,540 in January 2025, rose 0.6 per cent as compared to a year ago as depicted in **Chart 3**. Meanwhile, the average salaries & wages paid per employee decreased by 4.5 per cent as compared to the preceding month (December 2024: RM3,706).

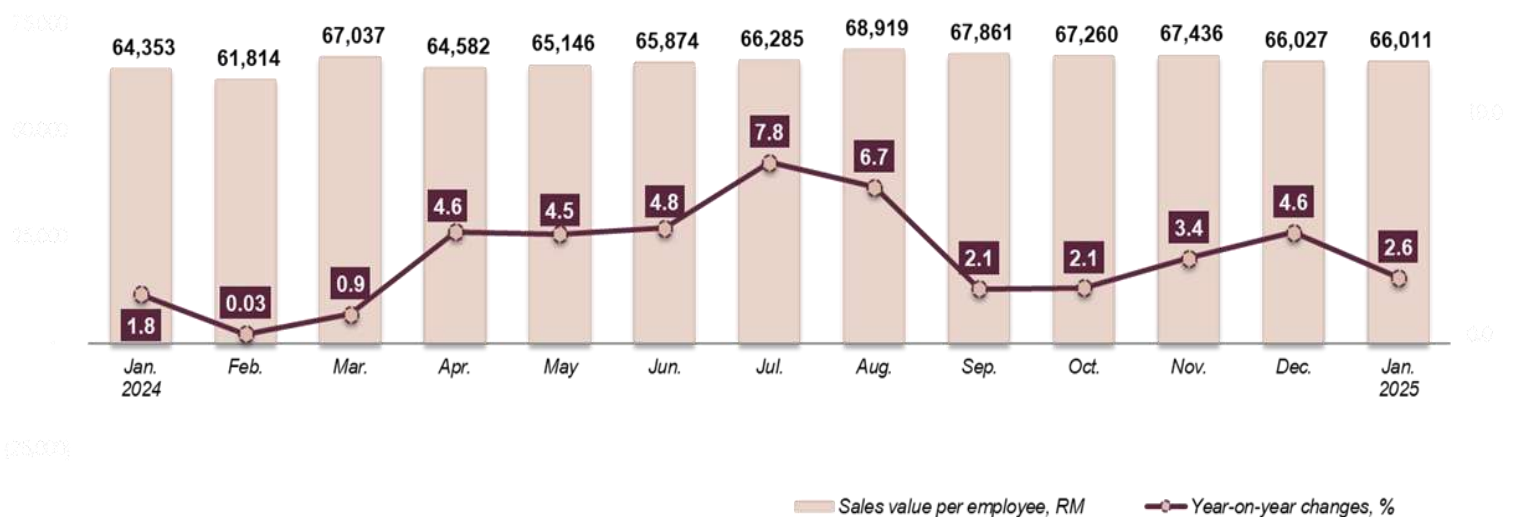
**Chart 3: Salaries & Wages per Employee in Manufacturing Sector, January 2024 – January 2025**



## 5.0 SALES VALUE PER EMPLOYEE

The sales value per employee in January 2025 upticked by 2.6 per cent to record RM66,011 as compared to RM66,027 in the same month of the previous year (**Chart 4**). In the meantime, the average sales value per employee declined marginally by 0.02 per cent as compared to December 2024.

**Chart 4: Sales Value per Employee in Manufacturing Sector, January 2024 - January 2025**



# **JADUAL**

## *Tables*

Muka surat ini sengaja dibiarkan kosong  
*This page is deliberately left blank*

Jadual **1** : Perangkaan Utama Sektor Pembuatan  
 Table : Principal Statistics of Manufacturing Sector

Tempoh Period	Nilai Jualan Produk Yang Dibuat Sendiri (Di Kilang) Sales value of own (Ex-factory) (RM Juta/Million)				Bilangan Pekerja Bergaji Pada Akhir Tempoh Number of employees engaged at end of period				Gaji & Upah Yang Dibayar Salaries & wages paid (RM Juta/Million)				
	Data Asal (Original Data)	% YoY	Pelarasan Musim (Seasonally Adjusted)	% MoM	Data Asal (Original Data)	% YoY	Pelarasan Musim (Seasonally Adjusted)	% MoM	Data Asal (Original Data)	% YoY	Pelarasan Musim (Seasonally Adjusted)	% MoM	
2022	1,800,930	15.8			2,335,435	3.4			94,528	5.2			
2023	1,804,035	0.2			2,374,557	1.7			97,789	3.5			
2024	1,886,549	4.6			2,398,863	1.0			99,268	1.5			
2023	Q1	449,424	8.2		2,351,269	2.8			24,517	4.3			
	Q2	439,208	-1.0		2,345,574	2.1			24,165	3.6			
	Q3	453,856	-2.9		2,372,752	2.4			24,068	3.0			
	Q4	461,548	-2.7		2,374,557	1.7			25,039	2.9			
2024	Q1	457,326	1.8		2,363,344	0.5			24,823	1.2			
	Q2	464,219	5.7		2,369,595	1.0			24,500	1.4			
	Q3	483,215	6.5		2,391,104	0.8			24,474	1.7			
	Q4	481,788	4.4		2,398,863	1.0			25,470	1.7			
2023	Jan.	148,010	6.5	144,787	-3.9	2,341,951	3.0	2,317,914	-1.1	8,183	4.0	7,939	-2.4
	Feb.	145,219	10.3	156,489	8.1	2,349,967	3.3	2,334,559	0.7	8,164	4.6	8,056	1.5
	Mac	156,194	8.0	155,778	-0.5	2,351,269	2.8	2,340,713	0.3	8,170	4.2	8,098	0.5
	Apr.	144,981	-2.0	146,680	-5.8	2,349,159	2.5	2,344,025	0.1	8,017	3.9	8,127	0.4
	Mei	146,799	3.3	154,734	5.5	2,355,748	2.6	2,357,728	0.6	8,100	4.0	8,207	1.0
	Jun	147,427	-4.0	151,271	-2.2	2,345,574	2.1	2,358,024	0.0	8,049	3.0	8,169	-0.5
	Jul.	143,926	-3.0	148,761	-1.7	2,340,123	1.7	2,352,829	-0.2	7,932	2.9	8,097	-0.9
	Ogo.	152,175	-3.3	150,632	1.3	2,355,111	2.0	2,367,136	0.6	8,001	3.0	8,147	0.6
	Sep.	157,755	-2.4	152,290	1.1	2,372,752	2.4	2,378,722	0.5	8,135	3.2	8,204	0.7
	Okt.	156,675	-1.4	150,059	-1.5	2,378,238	2.5	2,386,448	0.3	8,146	3.4	8,236	0.4
	Nov.	154,988	-2.6	149,774	-0.2	2,377,383	2.1	2,379,668	-0.3	8,149	3.3	8,269	0.4
	Dis.	149,885	-4.2	143,728	-4.0	2,374,557	1.7	2,374,914	-0.2	8,744	2.1	8,246	-0.3
2024	Jan.	152,704	3.2	149,845	4.3	2,372,913	1.3	2,356,488	-0.8	8,350	2.0	8,155	-1.1
	Feb.	146,191	0.7	155,213	3.6	2,365,000	0.6	2,351,807	-0.2	8,243	1.0	8,137	-0.2
	Mac	158,431	1.4	156,773	1.0	2,363,344	0.5	2,352,452	0.0	8,230	0.7	8,152	0.2
	Apr.	153,227	5.7	158,530	1.1	2,372,596	1.0	2,368,972	0.7	8,112	1.2	8,218	0.8
	Mei	154,897	5.5	162,213	2.3	2,377,714	0.9	2,376,146	0.3	8,191	1.1	8,257	0.5
	Jun	156,094	5.9	158,443	-2.3	2,369,595	1.0	2,380,330	0.2	8,198	1.8	8,296	0.5
	Jul.	157,060	9.1	164,504	3.8	2,369,452	1.3	2,384,811	0.2	8,124	2.4	8,324	0.3
	Ogo.	163,893	7.7	162,025	-1.5	2,378,065	1.0	2,389,702	0.2	8,119	1.5	8,279	-0.5
	Sep.	162,262	2.9	154,616	-4.6	2,391,104	0.8	2,394,816	0.2	8,231	1.2	8,294	0.2
	Okt.	161,428	3.0	153,822	-0.5	2,400,072	0.9	2,404,231	0.4	8,282	1.7	8,370	0.9
	Nov.	161,971	4.5	155,073	0.8	2,401,839	1.0	2,403,112	0.0	8,298	1.8	8,410	0.5
	Dis.	158,389	5.7	153,499	-1.0	2,398,863	1.0	2,398,072	-0.2	8,890	1.7	8,376	-0.4
2025	Jan.	158,095	3.5	160,099	4.3	2,394,984	0.9	2,388,272	-0.4	8,479	1.5	8,311	-0.8

Jadual **1.1a** : Nilai Jualan Sektor Pembuatan Mengikut Subsektor  
 Table : Sales Value of Manufacturing Sector by Sub-sector

Subsektor Sub-sector	2023	2024	2023				2024	
			Q1	Q2	Q3	Q4	Q1	
<b>1. Makanan, minuman dan tembakau</b> <i>Food, beverages and tobacco</i>	<b>309,508</b>	<b>338,336</b>	<b>73,072</b>	<b>74,851</b>	<b>78,190</b>	<b>83,395</b>	<b>75,567</b>	
10 Pembuatan produk makanan <i>Manufacture of food products</i>	292,444	319,765	68,673	70,724	74,099	78,948	70,861	
11 Pembuatan minuman <i>Manufacture of beverages</i>	13,055	14,226	3,204	3,131	3,284	3,436	3,399	
12 Pembuatan produk tembakau <i>Manufacture of tobacco products</i>	4,010	4,345	1,196	996	807	1,010	1,307	
<b>2. Tekstil, pakaian, kulit dan kasut</b> <i>Textiles, wearing apparel, leather and footwear</i>	<b>24,153</b>	<b>25,461</b>	<b>6,152</b>	<b>5,888</b>	<b>5,842</b>	<b>6,271</b>	<b>6,544</b>	
13 Pembuatan tekstil <i>Manufacture of textiles</i>	11,404	12,252	2,897	2,866	2,770	2,872	3,117	
14 Pembuatan pakaian <i>Manufacture of wearing apparel</i>	9,873	10,176	2,533	2,374	2,391	2,576	2,656	
15 Pembuatan produk kulit dan barangan bfrkaitan <i>Manufacture of leather and related products</i>	2,876	3,034	723	649	681	823	771	
<b>3. Produk kayu, perabot, keluaran kertas dan percetakan</b> <i>Wood products, furniture, paper products and printing</i>	<b>86,146</b>	<b>89,211</b>	<b>23,605</b>	<b>19,571</b>	<b>19,863</b>	<b>23,108</b>	<b>24,394</b>	
16 Pembuatan kayu dan produk kayu dan gabus, kecuali perabot; pembuatan bagi artikel jerami dan bahan-bahan anyaman <i>Manufacture of wood and products of wood and cork, except furniture; manufacture of articles of straw and plaiting materials</i>	24,608	24,985	7,502	4,976	5,353	6,776	7,408	
17 Pembuatan kertas dan produk kertas <i>Manufacture of paper and paper products</i>	29,883	30,153	7,561	7,377	7,381	7,564	7,711	
18 Percetakan dan penerbitan semula media rakaman <i>Printing and reproduction of recorded media</i>	14,526	15,504	3,812	3,452	3,457	3,804	3,948	
31 Pembuatan perabot <i>Manufacture of furniture</i>	17,130	18,569	4,729	3,766	3,671	4,964	5,326	
<b>4. Petroleum, kimia, getah dan plastik</b> <i>Petroleum, chemical, rubber and plastic</i>	<b>469,010</b>	<b>464,334</b>	<b>116,905</b>	<b>118,176</b>	<b>119,555</b>	<b>114,375</b>	<b>111,249</b>	
19 Pembuatan kok dan produk petroleum bfrtapis <i>Manufacture of coke and refined petroleum products</i>	224,749	208,646	55,680	56,542	58,478	54,050	48,509	
20 Pembuatan kimia dan produk kimia <i>Manufacture of chemicals and chemical products</i>	112,375	115,258	29,632	26,787	28,168	27,788	29,595	
21 Pembuatan produk farmaseutikal asas, kimia perubatan dan botani <i>Manufacture of basic pharmaceutical products and pharmaceutical preparations</i>	10,708	11,312	2,702	2,629	2,714	2,663	2,848	
22 Pembuatan produk getah dan plastik <i>Manufacture of rubber and plastics products</i>	121,177	129,117	28,891	32,218	30,195	29,873	30,297	
<b>5. Produk mineral bukan logam, logam asas dan produk logam yang direka</b> <i>Non-metallic mineral products, basic metal and fabricated metal products</i>	<b>179,468</b>	<b>193,060</b>	<b>47,150</b>	<b>42,407</b>	<b>42,162</b>	<b>47,748</b>	<b>51,069</b>	
23 Pembuatan produk galian bukan logam lain <i>Manufacture of other non-metallic mineral products</i>	52,777	56,071	14,105	12,626	12,585	13,461	15,168	
24 Pembuatan logam asas <i>Manufacture of basic metals</i>	56,455	59,789	15,284	12,417	12,844	15,910	15,889	
25 Pembuatan produk logam, kecuali mesin dan kelengkapan <i>Manufacture of fabricated metal products, except machinery and equipment</i>	70,235	77,199	17,762	17,365	16,733	18,376	20,012	
<b>6. Produk elektrik dan elektronik</b> <i>Electrical and electronic products</i>	<b>598,972</b>	<b>635,465</b>	<b>149,095</b>	<b>147,221</b>	<b>154,914</b>	<b>147,743</b>	<b>152,307</b>	
26 Pembuatan komputer, produk elektronik dan optikal <i>Manufacture of computer, electronics and optical products</i>	496,238	530,648	124,697	121,532	128,717	121,292	127,730	
27 Pembuatan kelengkapan elektrik <i>Manufacture of electrical equipment</i>	57,863	58,261	13,583	14,155	15,645	14,480	13,559	
28 Pembuatan jentera dan peralatan t.t.t.l. <i>Manufacture of machinery and equipment n.e.c.</i>	44,872	46,555	10,815	11,534	10,552	11,971	11,018	
<b>7. Kelengkapan pengangkutan dan pembuatan lain</b> <i>Transport equipment and other manufactures</i>	<b>136,778</b>	<b>140,683</b>	<b>33,444</b>	<b>31,093</b>	<b>33,331</b>	<b>38,910</b>	<b>36,196</b>	
29 Pembuatan kenderaan bfrmotor, treler dan semi treler <i>Manufacture of motor vehicles, trailers and semi-trailers</i>	101,255	103,992	24,643	22,206	24,909	29,498	27,089	
30 Pembuatan kelengkapan pengangkutan lain <i>Manufacture of other transport equipment</i>	16,045	16,365	4,077	3,946	3,633	4,390	4,152	
32 Pembuatan lain <i>Other manufacturing</i>	13,315	13,872	3,095	3,555	3,356	3,309	3,248	
33 Pembaikan dan pemasangan jentera dan kelengkapan <i>Repair and installation of machinery and equipment</i>	6,163	6,454	1,629	1,386	1,433	1,714	1,706	
<b>Pembuatan</b> <i>Manufacturing</i>	<b>Jumlah</b> <i>Total</i>	<b>1,804,035</b>	<b>1,886,549</b>	<b>449,424</b>	<b>439,208</b>	<b>453,856</b>	<b>461,548</b>	<b>457,326</b>

(RM Juta/Million)

2024													2025		
Q2	Q3	Q4	Jan.	Feb.	Mac	Apr.	Mei	Jun	Jul.	Ogo.	Sep.	Okt.	Nov.	Dis.	Jan.
<b>80,980</b>	<b>87,830</b>	<b>93,959</b>	<b>27,744</b>	<b>23,712</b>	<b>24,111</b>	<b>26,408</b>	<b>27,470</b>	<b>27,102</b>	<b>28,269</b>	<b>30,064</b>	<b>29,497</b>	<b>31,595</b>	<b>31,219</b>	<b>31,145</b>	<b>30,687</b>
76,479	83,353	89,071	26,219	22,214	22,427	24,813	25,946	25,720	26,797	28,526	28,030	29,916	29,612	29,543	29,053
3,387	3,592	3,849	1,115	1,091	1,193	1,196	1,113	1,077	1,164	1,234	1,193	1,319	1,263	1,266	1,216
1,114	885	1,039	410	407	490	399	411	305	308	304	274	360	343	336	417
<b>6,264</b>	<b>6,234</b>	<b>6,419</b>	<b>2,234</b>	<b>2,102</b>	<b>2,209</b>	<b>2,094</b>	<b>2,142</b>	<b>2,027</b>	<b>2,132</b>	<b>2,098</b>	<b>2,004</b>	<b>2,098</b>	<b>2,168</b>	<b>2,154</b>	<b>2,232</b>
3,164	2,981	2,989	1,071	1,018	1,029	1,026	1,088	1,050	1,030	1,032	920	964	1,004	1,020	1,041
2,439	2,530	2,551	899	835	922	840	832	767	886	822	823	851	859	841	908
660	722	880	264	250	258	227	223	210	217	244	261	282	305	292	283
<b>20,496</b>	<b>20,760</b>	<b>23,561</b>	<b>8,176</b>	<b>7,796</b>	<b>8,421</b>	<b>7,512</b>	<b>6,822</b>	<b>6,162</b>	<b>6,456</b>	<b>6,985</b>	<b>7,319</b>	<b>7,618</b>	<b>8,002</b>	<b>7,941</b>	<b>8,215</b>
5,141	5,590	6,845	2,482	2,290	2,636	2,097	1,638	1,406	1,478	1,976	2,137	2,318	2,272	2,255	2,458
7,488	7,466	7,487	2,579	2,537	2,595	2,612	2,456	2,420	2,513	2,508	2,445	2,428	2,551	2,509	2,530
3,708	3,777	4,071	1,321	1,316	1,310	1,279	1,199	1,229	1,296	1,234	1,247	1,228	1,440	1,403	1,410
4,159	3,926	5,157	1,794	1,652	1,880	1,523	1,528	1,107	1,168	1,267	1,490	1,644	1,740	1,774	1,818
<b>117,714</b>	<b>121,055</b>	<b>114,315</b>	<b>38,231</b>	<b>34,736</b>	<b>38,283</b>	<b>39,467</b>	<b>37,848</b>	<b>40,399</b>	<b>41,362</b>	<b>40,616</b>	<b>39,077</b>	<b>39,534</b>	<b>38,797</b>	<b>35,984</b>	<b>38,534</b>
52,490	56,180	51,468	17,176	15,204	16,129	17,118	16,001	19,370	19,483	18,780	17,917	18,536	17,782	15,150	16,807
28,309	29,460	27,894	10,322	9,379	9,894	9,594	9,450	9,265	9,711	10,241	9,509	8,991	9,335	9,569	10,428
2,807	2,885	2,772	904	942	1,001	965	846	996	962	954	970	949	912	911	935
34,109	32,529	32,182	9,828	9,211	11,259	11,790	11,551	10,769	11,206	10,642	10,681	11,059	10,769	10,353	10,364
<b>47,067</b>	<b>45,542</b>	<b>49,382</b>	<b>17,081</b>	<b>16,443</b>	<b>17,545</b>	<b>16,967</b>	<b>15,189</b>	<b>14,912</b>	<b>14,482</b>	<b>15,169</b>	<b>15,891</b>	<b>15,842</b>	<b>16,432</b>	<b>17,108</b>	<b>17,441</b>
13,631	13,493	13,779	5,140	4,869	5,158	4,804	4,434	4,393	4,582	4,523	4,388	4,273	4,663	4,843	5,194
13,733	13,850	16,317	5,140	5,203	5,546	5,225	4,465	4,042	3,899	4,513	5,438	5,426	5,513	5,379	5,237
19,703	18,199	19,285	6,801	6,371	6,840	6,938	6,289	6,476	6,000	6,133	6,066	6,143	6,256	6,886	7,010
<b>157,995</b>	<b>167,434</b>	<b>157,728</b>	<b>46,315</b>	<b>49,820</b>	<b>56,172</b>	<b>49,253</b>	<b>53,228</b>	<b>55,514</b>	<b>52,637</b>	<b>57,137</b>	<b>57,661</b>	<b>52,772</b>	<b>52,938</b>	<b>52,019</b>	<b>49,687</b>
132,055	140,640	130,224	37,731	41,913	48,086	40,611	44,502	46,942	44,057	48,073	48,509	43,722	43,716	42,785	40,637
14,035	15,929	14,738	4,772	4,323	4,464	4,586	4,766	4,683	5,070	5,397	5,462	5,165	4,823	4,751	4,893
11,905	10,866	12,766	3,813	3,584	3,621	4,056	3,960	3,889	3,509	3,667	3,689	3,885	4,398	4,483	4,157
<b>33,703</b>	<b>34,360</b>	<b>36,425</b>	<b>12,922</b>	<b>11,582</b>	<b>11,692</b>	<b>11,526</b>	<b>12,199</b>	<b>9,978</b>	<b>11,723</b>	<b>11,823</b>	<b>10,814</b>	<b>11,970</b>	<b>12,416</b>	<b>12,039</b>	<b>11,299</b>
24,408	25,671	26,824	9,877	8,718	8,494	8,193	9,157	7,058	8,944	9,015	7,712	8,825	9,126	8,874	8,140
4,054	3,700	4,459	1,374	1,288	1,491	1,486	1,302	1,267	1,209	1,202	1,289	1,465	1,537	1,457	1,391
3,755	3,498	3,371	1,123	1,049	1,075	1,237	1,309	1,209	1,144	1,134	1,220	1,096	1,143	1,132	1,195
1,485	1,492	1,770	548	527	632	610	432	444	426	473	593	584	610	576	574
<b>464,219</b>	<b>483,215</b>	<b>481,788</b>	<b>152,704</b>	<b>146,191</b>	<b>158,431</b>	<b>153,227</b>	<b>154,897</b>	<b>156,094</b>	<b>157,060</b>	<b>163,893</b>	<b>162,262</b>	<b>161,428</b>	<b>161,971</b>	<b>158,389</b>	<b>158,095</b>

Jadual **1.1b** : Nilai Jualan Sektor Pembuatan Mengikut Subsektor: Perubahan Peratusan Tahunan  
 Table **1.1b** : Sales Value of Manufacturing Sector by Sub-sector: Annual Percentage Change

Subsektor Sub-sector	2023	2024	2023				2024		
			Q1	Q2	Q3	Q4	Q1	Q2	
<b>1. Makanan, minuman dan tembakau</b> <i>Food, beverages and tobacco</i>	<b>-3.3</b>	<b>9.3</b>	<b>6.1</b>	<b>-12.7</b>	<b>-5.3</b>	<b>0.4</b>	<b>3.4</b>	<b>8.2</b>	
10 Pembuatan produk makanan <i>Manufacture of food products</i>	-3.8	9.3	6.3	-13.7	-5.8	0.1	3.2	8.1	
11 Pembuatan minuman <i>Manufacture of beverages</i>	2.7	9.0	0.2	3.2	1.4	5.8	6.1	8.2	
12 Pembuatan produk tembakau <i>Manufacture of tobacco products</i>	17.6	8.4	17.4	27.0	18.6	9.0	9.3	11.8	
<b>2. Tekstil, pakaian, kulit dan kasut</b> <i>Textiles, wearing apparel, leather and footwear</i>	<b>2.2</b>	<b>5.4</b>	<b>0.9</b>	<b>3.7</b>	<b>2.5</b>	<b>1.6</b>	<b>6.4</b>	<b>6.4</b>	
13 Pembuatan tekstil <i>Manufacture of textiles</i>	-2.1	7.4	-2.1	-1.2	-2.7	-2.6	7.6	10.4	
14 Pembuatan pakaian <i>Manufacture of wearing apparel</i>	5.6	3.1	3.1	7.4	7.5	4.6	4.9	2.8	
15 Pembuatan produk kulit dan barangan berkaitan <i>Manufacture of leather and related products</i>	9.0	5.5	6.4	14.2	8.2	8.3	6.7	1.8	
<b>3. Produk kayu, perabot, keluaran kertas dan percetakan</b> <i>Wood products, furniture, paper products and printing</i>	<b>1.4</b>	<b>3.6</b>	<b>1.8</b>	<b>1.7</b>	<b>-0.5</b>	<b>2.3</b>	<b>3.3</b>	<b>4.7</b>	
16 Pembuatan kayu dan produk kayu dan gabus, kecuali perabot; pembuatan bagi artikel jerami dan bahan-bahan anyaman <i>Manufacture of wood and products of wood and cork, except furniture; manufacture of articles of straw and plaiting materials</i>	-5.0	1.5	-3.9	-2.3	-7.2	-6.2	-1.3	3.3	
17 Pembuatan kertas dan produk kertas <i>Manufacture of paper and paper products</i>	5.7	0.9	11.0	4.8	1.9	5.6	2.0	1.5	
18 Percetakan dan penerbitan semula media rakaman <i>Printing and reproduction of recorded media</i>	6.0	6.7	7.5	5.5	7.5	3.6	3.6	7.4	
31 Pembuatan perabot <i>Manufacture of furniture</i>	0.2	8.4	-5.7	-1.9	-1.4	9.8	12.6	10.5	
<b>4. Petroleum, kimia, getah dan plastik</b> <i>Petroleum, chemical, rubber and plastic</i>	<b>-6.0</b>	<b>-1.0</b>	<b>8.0</b>	<b>-4.8</b>	<b>-13.3</b>	<b>-11.2</b>	<b>-4.8</b>	<b>-0.4</b>	
19 Pembuatan kok dan produk petroleum bertapis <i>Manufacture of coke and refined petroleum products</i>	-10.1	-7.2	21.9	-6.2	-22.7	-20.9	-12.9	-7.2	
20 Pembuatan kimia dan produk kimia <i>Manufacture of chemicals and chemical products</i>	0.7	2.6	2.1	0.7	0.7	-0.6	-0.1	5.7	
21 Pembuatan produk farmaseutikal asas, kimia perubatan dan botani <i>Manufacture of basic pharmaceutical products and pharmaceutical preparations</i>	5.2	5.6	12.0	5.1	0.7	3.5	5.4	6.8	
22 Pembuatan produk getah dan plastik <i>Manufacture of rubber and plastics products</i>	-5.0	6.6	-7.3	-7.4	-4.5	-0.3	4.9	5.9	
<b>5. Produk mineral bukan logam, logam asas dan produk logam yang direka</b> <i>Non-metallic mineral products, basic metal and fabricated metal products</i>	<b>6.8</b>	<b>7.6</b>	<b>6.1</b>	<b>6.2</b>	<b>7.2</b>	<b>7.7</b>	<b>8.3</b>	<b>11.0</b>	
23 Pembuatan produk galian bukan logam lain <i>Manufacture of other non-metallic mineral products</i>	7.1	6.2	6.9	6.8	7.6	7.0	7.5	8.0	
24 Pembuatan logam asas <i>Manufacture of basic metals</i>	4.1	5.9	5.0	3.6	2.8	4.9	4.0	10.6	
25 Pembuatan produk logam, kecuali mesin dan kelengkapan <i>Manufacture of fabricated metal products, except machinery and equipment</i>	8.8	9.9	6.3	7.8	10.6	10.7	12.7	13.5	
<b>6. Produk elektrik dan elektronik</b> <i>Electrical and electronic products</i>	<b>3.0</b>	<b>6.1</b>	<b>10.2</b>	<b>5.5</b>	<b>1.6</b>	<b>-4.2</b>	<b>2.2</b>	<b>7.3</b>	
26 Pembuatan komputer, produk elektronik dan optikal <i>Manufacture of computer, electronics and optical products</i>	3.4	6.9	11.1	6.3	2.2	-4.7	2.4	8.7	
27 Pembuatan kelengkapan elektrik <i>Manufacture of electrical equipment</i>	3.2	0.7	5.9	5.2	4.3	-1.9	-0.2	-0.9	
28 Pembuatan jentera dan peralatan t.t.t.l. <i>Manufacture of machinery and equipment n.e.c.</i>	-1.9	3.8	4.9	-2.3	-8.1	-1.3	1.9	3.2	
<b>7. Kelengkapan pengangkutan dan pembuatan lain</b> <i>Transport equipment and other manufactures</i>	<b>10.9</b>	<b>2.9</b>	<b>14.8</b>	<b>6.8</b>	<b>12.4</b>	<b>9.8</b>	<b>8.2</b>	<b>8.4</b>	
29 Pembuatan kenderaan bermotor, treler dan semi treler <i>Manufacture of motor vehicles, trailers and semi-trailers</i>	13.5	2.7	18.6	7.2	15.7	12.6	9.9	9.9	
30 Pembuatan kelengkapan pengangkutan lain <i>Manufacture of other transport equipment</i>	2.3	2.0	6.4	5.4	-0.5	-1.7	1.9	2.7	
32 Pembuatan lain <i>Other manufacturing</i>	5.1	4.2	3.4	4.4	5.7	6.9	5.0	5.6	
33 Pembaikan dan pemasangan jentera dan kelengkapan <i>Repair and installation of machinery and equipment</i>	7.3	4.7	7.4	11.5	10.6	1.4	4.7	7.1	
<b>Pembuatan</b> <i>Manufacturing</i>	<b>Jumlah</b> <i>Total</i>	<b>0.2</b>	<b>4.6</b>	<b>8.2</b>	<b>-1.0</b>	<b>-2.9</b>	<b>-2.7</b>	<b>1.8</b>	<b>5.7</b>

(%)

2024													2025	
Q3	Q4	Jan.	Feb.	Mac	Apr.	Mei	Jun	Jul.	Ogo.	Sep.	Okt.	Nov.	Dis.	Jan.
<b>12.3</b>	<b>12.7</b>	<b>11.4</b>	<b>-2.3</b>	<b>0.9</b>	<b>8.2</b>	<b>7.7</b>	<b>8.6</b>	<b>16.0</b>	<b>16.1</b>	<b>5.6</b>	<b>11.2</b>	<b>12.3</b>	<b>14.6</b>	<b>10.6</b>
12.5	12.8	11.7	-2.9	0.5	8.3	7.8	8.4	16.2	16.5	5.5	11.4	12.4	14.7	10.8
9.4	12.0	6.5	4.6	7.2	7.0	6.2	11.8	9.4	9.9	8.9	7.2	13.1	16.3	9.1
9.6	2.8	3.9	16.7	8.3	11.2	9.2	16.3	19.2	6.0	4.2	2.8	1.5	4.3	1.9
<b>6.7</b>	<b>2.4</b>	<b>8.0</b>	<b>4.2</b>	<b>6.9</b>	<b>6.5</b>	<b>7.3</b>	<b>5.3</b>	<b>9.7</b>	<b>7.6</b>	<b>2.9</b>	<b>3.0</b>	<b>0.9</b>	<b>3.3</b>	<b>-0.1</b>
7.6	4.1	8.9	8.5	5.5	8.6	12.3	10.3	11.3	9.7	1.7	2.9	3.7	5.7	-2.8
5.8	-1.0	7.1	-1.4	9.0	5.3	3.2	-0.3	9.3	5.3	2.9	2.4	-3.9	-1.2	1.0
6.0	6.9	7.9	6.9	5.3	1.8	0.6	3.2	3.8	6.6	7.5	5.4	6.0	9.3	7.2
<b>4.5</b>	<b>2.0</b>	<b>5.5</b>	<b>1.0</b>	<b>3.4</b>	<b>5.6</b>	<b>3.5</b>	<b>5.0</b>	<b>8.4</b>	<b>3.7</b>	<b>2.1</b>	<b>0.8</b>	<b>2.2</b>	<b>2.8</b>	<b>0.5</b>
4.4	1.0	0.1	-5.1	1.1	3.5	1.7	5.0	9.3	2.7	2.9	0.3	0.5	2.3	-1.0
1.1	-1.0	6.7	1.3	-1.7	1.1	0.8	2.7	6.8	0.5	-3.5	-4.1	0.7	0.4	-1.9
9.3	7.0	4.7	2.5	3.5	7.6	5.9	8.7	13.4	7.5	7.0	6.7	7.3	7.0	6.7
7.0	3.9	13.0	9.2	15.3	16.1	8.3	6.3	5.4	8.7	6.8	5.3	2.6	3.9	1.4
<b>1.3</b>	<b>-0.1</b>	<b>-7.9</b>	<b>-3.4</b>	<b>-2.9</b>	<b>2.1</b>	<b>-6.1</b>	<b>3.1</b>	<b>6.2</b>	<b>-0.7</b>	<b>-1.7</b>	<b>-1.3</b>	<b>0.1</b>	<b>1.2</b>	<b>0.8</b>
-3.9	-4.8	-21.0	-8.8	-6.7	-5.2	-17.6	1.6	4.8	-7.5	-8.5	-7.0	-4.4	-2.4	-2.1
4.6	0.4	5.3	-2.6	-3.0	9.9	3.8	3.4	7.1	4.1	2.7	-1.0	0.4	1.7	1.0
6.3	4.1	3.3	6.5	6.3	7.4	3.0	9.4	8.7	5.4	4.9	1.7	4.6	6.1	3.4
7.7	7.7	8.0	4.9	2.3	7.4	5.2	4.9	8.0	8.2	7.1	9.2	7.7	6.2	5.5
<b>8.0</b>	<b>3.4</b>	<b>9.6</b>	<b>5.7</b>	<b>9.6</b>	<b>12.8</b>	<b>8.9</b>	<b>11.1</b>	<b>11.1</b>	<b>8.3</b>	<b>5.1</b>	<b>4.4</b>	<b>2.7</b>	<b>3.2</b>	<b>2.1</b>
7.2	2.4	12.1	4.2	6.5	9.7	7.3	6.8	10.8	6.8	4.1	3.9	1.1	2.3	1.0
7.8	2.6	4.0	3.1	4.8	10.3	9.4	12.3	15.2	8.0	3.0	2.9	2.6	2.2	1.9
8.8	4.9	12.3	9.1	16.6	17.0	9.7	13.5	8.7	9.7	7.9	6.1	4.1	4.8	3.1
<b>8.1</b>	<b>6.8</b>	<b>2.9</b>	<b>1.3</b>	<b>2.4</b>	<b>2.7</b>	<b>12.2</b>	<b>7.1</b>	<b>8.2</b>	<b>10.3</b>	<b>5.8</b>	<b>3.2</b>	<b>8.6</b>	<b>8.7</b>	<b>7.3</b>
9.3	7.4	2.7	1.5	3.0	2.9	14.3	8.8	9.1	12.0	6.9	3.1	9.8	9.4	7.7
1.8	1.8	4.1	-1.8	-2.9	-0.2	2.4	-4.6	3.3	1.5	0.9	3.2	0.1	1.9	2.6
3.0	6.6	3.3	1.6	0.7	4.6	2.4	2.7	5.6	2.8	0.7	3.3	7.2	9.2	9.0
<b>3.1</b>	<b>-6.4</b>	<b>15.8</b>	<b>10.4</b>	<b>-0.9</b>	<b>16.9</b>	<b>10.7</b>	<b>-2.4</b>	<b>6.1</b>	<b>8.5</b>	<b>-5.0</b>	<b>-2.4</b>	<b>-9.5</b>	<b>-6.8</b>	<b>-12.6</b>
3.1	-9.1	19.8	13.2	-2.4	23.1	12.9	-5.2	6.2	10.4	-7.3	-3.6	-13.0	-10.0	-17.6
1.8	1.6	3.8	1.9	0.1	1.7	4.7	2.0	3.1	1.6	0.8	0.5	1.2	3.1	1.2
4.2	1.9	5.9	3.6	5.3	6.3	3.6	7.2	9.2	2.9	1.0	0.3	2.1	3.2	6.4
4.1	3.3	3.4	3.0	7.4	5.6	7.3	9.2	4.8	5.3	2.6	4.9	1.8	3.4	4.8
<b>6.5</b>	<b>4.4</b>	<b>3.2</b>	<b>0.7</b>	<b>1.4</b>	<b>5.7</b>	<b>5.5</b>	<b>5.9</b>	<b>9.1</b>	<b>7.7</b>	<b>2.9</b>	<b>3.0</b>	<b>4.5</b>	<b>5.7</b>	<b>3.5</b>

Jadual **1.1c** : Nilai Jualan Sektor Pembuatan Mengikut Subsektor: Perubahan Peratusan Bulanan/Suku Tahunan  
 Table **1.1c** : Sales Value of Manufacturing Sector by Sub-sector: Monthly/Quarterly Percentage Change

Subsektor Sub-sector	2023				2024				
	Q1	Q2	Q3	Q4	Q1	Q2	Q3	Q4	
<b>1. Makanan, minuman dan tembakau</b> <i>Food, beverages and tobacco</i>	<b>-12.0</b>	<b>2.4</b>	<b>4.5</b>	<b>6.7</b>	<b>-9.4</b>	<b>7.2</b>	<b>8.5</b>	<b>7.0</b>	
10 Pembuatan produk makanan <i>Manufacture of food products</i>	-12.9	3.0	4.8	6.5	-10.2	7.9	9.0	6.9	
11 Pembuatan minuman <i>Manufacture of beverages</i>	-1.4	-2.3	4.9	4.7	-1.1	-0.4	6.0	7.2	
12 Pembuatan produk tembakau <i>Manufacture of tobacco products</i>	29.1	-16.7	-19.0	25.1	29.4	-14.7	-20.6	17.4	
<b>2. Tekstil, pakaian, kulit dan kasut</b> <i>Textiles, wearing apparel, leather and footwear</i>	<b>-0.3</b>	<b>-4.3</b>	<b>-0.8</b>	<b>7.3</b>	<b>4.4</b>	<b>-4.3</b>	<b>-0.5</b>	<b>3.0</b>	
13 Pembuatan tekstil <i>Manufacture of textiles</i>	-1.7	-1.1	-3.3	3.7	8.6	1.5	-5.8	0.2	
14 Pembuatan pakaian <i>Manufacture of wearing apparel</i>	2.9	-6.3	0.7	7.8	3.1	-8.1	3.7	0.8	
15 Pembuatan produk kulit dan barangan berkaitan <i>Manufacture of leather and related products</i>	-4.9	-10.3	5.0	20.8	-6.3	-14.4	9.4	21.8	
<b>3. Produk kayu, perabot, keluaran kertas dan percetakan</b> <i>Wood products, furniture, paper products and printing</i>	<b>4.5</b>	<b>-17.1</b>	<b>1.5</b>	<b>16.3</b>	<b>5.6</b>	<b>-16.0</b>	<b>1.3</b>	<b>13.5</b>	
16 Pembuatan kayu dan produk kayu dan gabus, kecuali perabot; pembuatan bagi artikel jerami dan bahan-bahan anyaman <i>Manufacture of wood and products of wood and cork, except furniture; manufacture of articles of straw and plaiting materials</i>	3.8	-33.7	7.6	26.6	9.3	-30.6	8.7	22.4	
17 Pembuatan kertas dan produk kertas <i>Manufacture of paper and paper products</i>	5.6	-2.4	0.1	2.5	1.9	-2.9	-0.3	0.3	
18 Percetakan dan penerbitan semula media rakaman <i>Printing and reproduction of recorded media</i>	3.8	-9.4	0.1	10.0	3.8	-6.1	1.9	7.8	
31 Pembuatan perabot <i>Manufacture of furniture</i>	4.6	-20.4	-2.5	35.2	7.3	-21.9	-5.6	31.4	
<b>4. Petroleum, kimia, getah dan plastik</b> <i>Petroleum, chemical, rubber and plastic</i>	<b>-9.3</b>	<b>1.1</b>	<b>1.2</b>	<b>-4.3</b>	<b>-2.7</b>	<b>5.8</b>	<b>2.8</b>	<b>-5.6</b>	
19 Pembuatan kok dan produk petroleum bertapis <i>Manufacture of coke and refined petroleum products</i>	-18.5	1.5	3.4	-7.6	-10.3	8.2	7.0	-8.4	
20 Pembuatan kimia dan produk kimia <i>Manufacture of chemicals and chemical products</i>	6.0	-9.6	5.2	-1.3	6.5	-4.3	4.1	-5.3	
21 Pembuatan produk farmaseutikal asas, kimia perubatan dan botani <i>Manufacture of basic pharmaceutical products and pharmaceutical preparations</i>	5.0	-2.7	3.2	-1.9	6.9	-1.5	2.8	-3.9	
22 Pembuatan produk getah dan plastik <i>Manufacture of rubber and plastics products</i>	-3.6	11.5	-6.3	-1.1	1.4	12.6	-4.6	-1.1	
<b>5. Produk mineral bukan logam, logam asas dan produk logam yang direka</b> <i>Non-metallic mineral products, basic metal and fabricated metal products</i>	<b>6.3</b>	<b>-10.1</b>	<b>-0.6</b>	<b>13.2</b>	<b>7.0</b>	<b>-7.8</b>	<b>-3.2</b>	<b>8.4</b>	
23 Pembuatan produk galian bukan logam lain <i>Manufacture of other non-metallic mineral products</i>	12.2	-10.5	-0.3	7.0	12.7	-10.1	-1.0	2.1	
24 Pembuatan logam asas <i>Manufacture of basic metals</i>	0.8	-18.8	3.4	23.9	-0.1	-13.6	0.9	17.8	
25 Pembuatan produk logam, kecuali mesin dan kelengkapan <i>Manufacture of fabricated metal products, except machinery and equipment</i>	7.0	-2.2	-3.6	9.8	8.9	-1.5	-7.6	6.0	
<b>6. Produk elektrik dan elektronik</b> <i>Electrical and electronic products</i>	<b>-3.3</b>	<b>-1.3</b>	<b>5.2</b>	<b>-4.6</b>	<b>3.1</b>	<b>3.7</b>	<b>6.0</b>	<b>-5.8</b>	
26 Pembuatan komputer, produk elektronik dan optikal <i>Manufacture of computer, electronics and optical products</i>	-2.0	-2.5	5.9	-5.8	5.3	3.4	6.5	-7.4	
27 Pembuatan kelengkapan elektrik <i>Manufacture of electrical equipment</i>	-8.0	4.2	10.5	-7.4	-6.4	3.5	13.5	-7.5	
28 Pembuatan jentera dan peralatan t.t.t.l. <i>Manufacture of machinery and equipment n.e.c.</i>	-10.8	6.6	-8.5	13.4	-8.0	8.1	-8.7	17.5	
<b>7. Kelengkapan pengangkutan dan pembuatan lain</b> <i>Transport equipment and other manufactures</i>	<b>-5.6</b>	<b>-7.0</b>	<b>7.2</b>	<b>16.7</b>	<b>-7.0</b>	<b>-6.9</b>	<b>2.0</b>	<b>6.0</b>	
29 Pembuatan kenderaan bermotor, treler dan semi treler <i>Manufacture of motor vehicles, trailers and semi-trailers</i>	-5.9	-9.9	12.2	18.4	-8.2	-9.9	5.2	4.5	
30 Pembuatan kelengkapan pengangkutan lain <i>Manufacture of other transport equipment</i>	-8.7	-3.2	-7.9	20.8	-5.4	-2.4	-8.7	20.5	
32 Pembuatan lain <i>Other manufacturing</i>	-0.01	14.9	-5.6	-1.4	-1.8	15.6	-6.9	-3.6	
33 Pembaikan dan pemasangan jentera dan kelengkapan <i>Repair and installation of machinery and equipment</i>	-3.6	-14.9	3.4	19.6	-0.4	-13.0	0.4	18.7	
<b>Pembuatan</b> <i>Manufacturing</i>	<b>Jumlah</b> <i>Total</i>	<b>-5.3</b>	<b>-2.3</b>	<b>3.3</b>	<b>1.7</b>	<b>-0.9</b>	<b>1.5</b>	<b>4.1</b>	<b>-0.3</b>

(%)

2024												2025
Jan.	Feb.	Mac	Apr.	Mei	Jun	Jul.	Ogo.	Sep.	Okt.	Nov.	Dis.	Jan.
2.1	-14.5	1.7	9.5	4.0	-1.3	4.3	6.3	-1.9	7.1	-1.2	-0.2	-1.5
1.8	-15.3	1.0	10.6	4.6	-0.9	4.2	6.5	-1.7	6.7	-1.0	-0.2	-1.7
2.4	-2.2	9.4	0.2	-6.9	-3.2	8.1	6.0	-3.4	10.6	-4.2	0.3	-4.0
27.3	-0.6	20.3	-18.6	3.0	-25.8	1.0	-1.3	-9.7	31.5	-4.7	-2.2	24.4
7.2	-5.9	5.1	-5.2	2.3	-5.4	5.2	-1.6	-4.5	4.7	3.3	-0.6	3.6
10.9	-4.9	1.1	-0.2	6.0	-3.5	-1.9	0.2	-10.9	4.8	4.1	1.6	2.0
5.6	-7.2	10.4	-8.8	-1.0	-7.8	15.4	-7.2	0.1	3.5	0.9	-2.0	7.9
-1.3	-5.5	3.4	-11.8	-2.1	-5.4	3.0	12.6	7.1	7.9	8.1	-4.1	-3.3
5.9	-4.7	8.0	-10.8	-9.2	-9.7	4.8	8.2	4.8	4.1	5.0	-0.8	3.5
12.6	-7.7	15.1	-20.4	-21.9	-14.2	5.1	33.7	8.1	8.5	-2.0	-0.7	9.0
3.2	-1.6	2.3	0.7	-6.0	-1.5	3.9	-0.2	-2.5	-0.7	5.1	-1.7	0.8
0.8	-0.4	-0.5	-2.4	-6.3	2.4	5.5	-4.8	1.1	-1.5	17.2	-2.5	0.5
5.1	-7.9	13.8	-19.0	0.3	-27.5	5.5	8.5	17.6	10.3	5.8	2.0	2.5
7.6	-9.1	10.2	3.1	-4.1	6.7	2.4	-1.8	-3.8	1.2	-1.9	-7.3	7.1
10.6	-11.5	6.1	6.1	-6.5	21.1	0.6	-3.6	-4.6	3.5	-4.1	-14.8	10.9
9.7	-9.1	5.5	-3.0	-1.5	-2.0	4.8	5.5	-7.2	-5.4	3.8	2.5	9.0
5.3	4.2	6.3	-3.6	-12.4	17.7	-3.4	-0.8	1.8	-2.2	-3.9	-0.05	2.60
0.8	-6.3	22.2	4.7	-2.0	-6.8	4.1	-5.0	0.4	3.5	-2.6	-3.9	0.1
3.1	-3.7	6.7	-3.3	-10.5	-1.8	-2.9	4.7	4.8	-0.3	3.7	4.1	1.9
8.6	-5.3	5.9	-6.9	-7.7	-0.9	4.3	-1.3	-3.0	-2.6	9.1	3.9	7.2
-2.4	1.2	6.6	-5.8	-14.5	-9.5	-3.5	15.7	20.5	-0.2	1.6	-2.4	-2.6
3.5	-6.3	7.4	1.4	-9.4	3.0	-7.4	2.2	-1.1	1.3	1.8	10.1	1.8
-3.2	7.6	12.7	-12.3	8.1	4.3	-5.2	8.6	0.9	-8.5	0.3	-1.7	-4.5
-3.5	11.1	14.7	-15.5	9.6	5.5	-6.1	9.1	0.9	-9.9	-0.01	-2.1	-5.0
2.4	-9.4	3.3	2.7	3.9	-1.7	8.3	6.4	1.2	-5.4	-6.6	-1.5	3.0
-7.1	-6.0	1.0	12.0	-2.4	-1.8	-9.8	4.5	0.6	5.3	13.2	1.9	-7.3
-0.01	-10.4	1.0	-1.4	5.8	-18.2	17.5	0.9	-8.5	10.7	3.7	-3.0	-6.2
0.2	-11.7	-2.6	-3.5	11.8	-22.9	26.7	0.8	-14.4	14.4	3.4	-2.8	-8.3
-2.9	-6.2	15.7	-0.3	-12.4	-2.7	-4.5	-0.6	7.2	13.7	4.9	-5.1	-4.6
2.4	-6.6	2.5	15.1	5.8	-7.6	-5.4	-0.8	7.6	-10.2	4.4	-1.0	5.5
-1.7	-3.8	20.0	-3.5	-29.2	2.8	-4.0	10.9	25.5	-1.5	4.4	-5.5	-0.4
1.9	-4.3	8.4	-3.3	1.1	0.8	0.6	4.4	-1.0	-0.5	0.3	-2.2	-0.2

Jadual **1.2a** : Bilangan Pekerja Bergaji Sektor Pembuatan Mengikut Subsektor  
 Table **1.2a** : Number of Paid Employees of Manufacturing Sector by Sub-sector

Subsektor Sub-sector	2023	2024	2023			2024				
			Q1	Q2	Q3	Q4	Q1	Q2		
<b>1. Makanan, minuman dan tembakau</b> <i>Food, beverages and tobacco</i>	<b>331,015</b>	<b>338,698</b>	<b>318,572</b>	<b>319,899</b>	<b>330,045</b>	<b>331,015</b>	<b>332,701</b>	<b>332,754</b>		
10 Pembuatan produk makanan <i>Manufacture of food products</i>	312,950	320,181	300,354	301,781	312,172	312,950	314,241	314,166		
11 Pembuatan minuman <i>Manufacture of beverages</i>	16,805	17,239	16,770	16,865	16,602	16,805	17,129	17,336		
12 Pembuatan produk tembakau <i>Manufacture of tobacco products</i>	1,259	1,278	1,448	1,254	1,271	1,259	1,331	1,251		
<b>2. Tekstil, pakaian, kulit dan kasut</b> <i>Textiles, wearing apparel, leather and footwear</i>	<b>85,961</b>	<b>85,907</b>	<b>85,096</b>	<b>85,266</b>	<b>84,763</b>	<b>85,961</b>	<b>86,686</b>	<b>86,589</b>		
13 Pembuatan tekstil <i>Manufacture of textiles</i>	28,303	28,598	28,115	28,376	28,596	28,303	28,324	28,640		
14 Pembuatan pakaian <i>Manufacture of wearing apparel</i>	44,781	44,142	43,969	44,071	43,253	44,781	45,474	45,090		
15 Pembuatan produk kulit dan barangan berkaitan <i>Manufacture of leather and related products</i>	12,878	13,167	13,011	12,818	12,914	12,878	12,889	12,859		
<b>3. Produk kayu, perabot, keluaran kertas dan percetakan</b> <i>Wood products, furniture, paper products and printing</i>	<b>306,775</b>	<b>309,580</b>	<b>301,925</b>	<b>299,830</b>	<b>302,192</b>	<b>306,775</b>	<b>303,654</b>	<b>303,328</b>		
16 Pembuatan kayu dan produk kayu dan gabus, kecuali perabot; pembuatan bagi artikel jerami dan bahan-bahan anyaman <i>Manufacture of wood and products of wood and cork, except furniture; manufacture of articles of straw and plaiting materials</i>	94,250	94,657	92,962	92,665	93,276	94,250	92,030	93,920		
17 Pembuatan kertas dan produk kertas <i>Manufacture of paper and paper products</i>	59,265	59,633	59,308	57,626	58,587	59,265	59,848	58,041		
18 Percetakan dan penerbitan semula media rakaman <i>Printing and reproduction of recorded media</i>	71,281	71,820	70,319	68,955	68,928	71,281	68,381	68,032		
31 Pembuatan perabot <i>Manufacture of furniture</i>	81,979	83,470	79,337	80,585	81,400	81,979	83,395	83,335		
<b>4. Petroleum, kimia, getah dan plastik</b> <i>Petroleum, chemical, rubber and plastic</i>	<b>431,568</b>	<b>434,208</b>	<b>434,110</b>	<b>426,332</b>	<b>431,355</b>	<b>431,568</b>	<b>430,792</b>	<b>428,010</b>		
19 Pembuatan kok dan produk petroleum bertapis <i>Manufacture of coke and refined petroleum products</i>	18,473	18,556	18,486	18,149	18,199	18,473	18,821	18,324		
20 Pembuatan kimia dan produk kimia <i>Manufacture of chemicals and chemical products</i>	103,545	104,422	107,580	104,293	102,458	103,545	105,483	104,631		
21 Pembuatan produk farmaseutikal asas, kimia perubatan dan botani <i>Manufacture of basic pharmaceutical products and pharmaceutical preparations</i>	27,967	28,795	26,901	27,916	29,297	27,967	27,334	28,060		
22 Pembuatan produk getah dan plastik <i>Manufacture of rubber and plastics products</i>	281,583	282,435	281,143	275,974	281,401	281,583	279,154	276,996		
<b>5. Produk mineral bukan logam, logam asas dan produk logam yang direka</b> <i>Non-metallic mineral products, basic metal and fabricated metal products</i>	<b>386,812</b>	<b>391,740</b>	<b>379,977</b>	<b>376,792</b>	<b>384,546</b>	<b>386,812</b>	<b>386,423</b>	<b>385,434</b>		
23 Pembuatan produk galian bukan logam lain <i>Manufacture of other non-metallic mineral products</i>	109,233	109,391	105,623	107,408	109,570	109,233	105,786	107,467		
24 Pembuatan logam asas <i>Manufacture of basic metals</i>	112,157	113,171	112,586	111,152	111,898	112,157	113,159	112,183		
25 Pembuatan produk logam, kecuali mesin dan kelengkapan <i>Manufacture of fabricated metal products, except machinery and equipment</i>	165,423	169,179	161,768	158,233	163,078	165,423	167,479	165,784		
<b>6. Produk elektrik dan elektronik</b> <i>Electrical and electronic products</i>	<b>615,687</b>	<b>621,015</b>	<b>615,782</b>	<b>622,533</b>	<b>623,413</b>	<b>615,687</b>	<b>607,755</b>	<b>616,932</b>		
26 Pembuatan komputer, produk elektronik dan optikal <i>Manufacture of computer, electronics and optical products</i>	419,283	422,727	414,042	421,479	423,425	419,283	409,864	418,676		
27 Pembuatan kelengkapan elektrik <i>Manufacture of electrical equipment</i>	102,410	102,993	104,635	102,547	104,452	102,410	102,916	102,041		
28 Pembuatan jentera dan peralatan t.t.t.l. <i>Manufacture of machinery and equipment n.e.c.</i>	93,994	95,294	97,105	98,507	95,536	93,994	94,976	96,215		
<b>7. Kelengkapan pengangkutan dan pembuatan lain</b> <i>Transport equipment and other manufactures</i>	<b>216,739</b>	<b>217,716</b>	<b>215,807</b>	<b>214,921</b>	<b>216,437</b>	<b>216,739</b>	<b>215,332</b>	<b>216,548</b>		
29 Pembuatan kenderaan bermotor, treler dan semi treler <i>Manufacture of motor vehicles, trailers and semi-trailers</i>	87,614	87,794	87,037	87,085	87,567	87,614	84,973	87,225		
30 Pembuatan kelengkapan pengangkutan lain <i>Manufacture of other transport equipment</i>	44,306	44,978	44,253	43,751	44,053	44,306	44,601	44,594		
32 Pembuatan lain <i>Other manufacturing</i>	40,976	41,005	40,934	40,492	41,202	40,976	41,328	40,972		
33 Pembaikan dan pemasangan jentera dan kelengkapan <i>Repair and installation of machinery and equipment</i>	43,843	43,938	43,583	43,593	43,616	43,843	44,429	43,757		
<b>Pembuatan</b> <i>Manufacturing</i>	<b>Jumlah</b>	<b>Total</b>	<b>2,374,557</b>	<b>2,398,863</b>	<b>2,351,269</b>	<b>2,345,574</b>	<b>2,372,752</b>	<b>2,374,557</b>	<b>2,363,344</b>	<b>2,369,595</b>

2024													2025	
Q3	Q4	Jan.	Feb.	Mac.	Apr.	Mei.	Jun	Jul.	Ogo.	Sep.	Okt.	Nov.	Dis.	Jan.
<b>338,126</b>	<b>338,698</b>	<b>334,249</b>	<b>333,253</b>	<b>332,701</b>	<b>334,073</b>	<b>334,617</b>	<b>332,754</b>	<b>335,027</b>	<b>336,264</b>	<b>338,126</b>	<b>338,329</b>	<b>338,432</b>	<b>338,698</b>	<b>341,009</b>
319,899	320,181	315,935	314,888	314,241	315,542	316,083	314,166	316,507	318,162	319,899	319,968	320,123	320,181	322,254
16,952	17,239	17,041	17,045	17,129	17,275	17,289	17,336	17,274	16,922	16,952	17,086	17,043	17,239	17,468
1,274	1,278	1,272	1,320	1,331	1,256	1,245	1,251	1,245	1,179	1,274	1,275	1,265	1,278	1,287
<b>86,253</b>	<b>85,907</b>	<b>86,619</b>	<b>86,300</b>	<b>86,686</b>	<b>86,617</b>	<b>87,340</b>	<b>86,589</b>	<b>86,065</b>	<b>85,317</b>	<b>86,253</b>	<b>85,480</b>	<b>85,726</b>	<b>85,907</b>	<b>87,311</b>
28,798	28,598	28,464	27,993	28,324	28,453	28,899	28,640	28,547	28,734	28,798	28,660	28,619	28,598	28,663
44,314	44,142	45,202	45,287	45,474	45,314	45,504	45,090	44,693	43,718	44,314	43,599	43,860	44,142	45,487
13,141	13,167	12,953	13,021	12,889	12,850	12,936	12,859	12,825	12,865	13,141	13,221	13,247	13,167	13,161
<b>304,911</b>	<b>309,580</b>	<b>304,136</b>	<b>304,734</b>	<b>303,654</b>	<b>304,902</b>	<b>305,392</b>	<b>303,328</b>	<b>302,367</b>	<b>304,013</b>	<b>304,911</b>	<b>309,032</b>	<b>310,117</b>	<b>309,580</b>	<b>305,979</b>
93,758	94,657	93,472	93,238	92,030	92,893	94,455	93,920	93,974	93,279	93,758	94,318	95,447	94,657	93,720
58,867	59,633	59,457	59,910	59,848	59,082	58,102	58,041	57,797	58,093	58,867	59,728	59,564	59,633	59,654
69,023	71,820	68,570	68,558	68,381	67,899	68,016	68,032	68,063	69,364	69,023	70,855	71,857	71,820	68,958
83,263	83,470	82,638	83,028	83,395	85,027	84,819	83,335	82,533	83,277	83,263	84,130	83,248	83,470	83,647
<b>433,125</b>	<b>434,208</b>	<b>430,409</b>	<b>430,174</b>	<b>430,792</b>	<b>432,975</b>	<b>432,442</b>	<b>428,010</b>	<b>431,584</b>	<b>433,640</b>	<b>433,125</b>	<b>434,916</b>	<b>435,661</b>	<b>434,208</b>	<b>432,598</b>
18,286	18,556	18,245	18,511	18,821	18,538	18,340	18,324	18,405	18,459	18,286	18,537	18,614	18,556	18,603
102,858	104,422	103,959	104,451	105,483	105,321	105,043	104,631	103,731	104,234	102,858	103,939	104,307	104,422	104,500
29,377	28,795	27,305	27,303	27,334	28,522	28,114	28,060	28,554	29,409	29,377	29,526	28,793	28,795	28,111
282,604	282,435	280,900	279,909	279,154	280,594	280,946	276,996	280,894	281,538	282,604	282,913	283,946	282,435	281,384
<b>391,483</b>	<b>391,740</b>	<b>387,410</b>	<b>385,020</b>	<b>386,423</b>	<b>386,062</b>	<b>386,414</b>	<b>385,434</b>	<b>386,640</b>	<b>390,348</b>	<b>391,483</b>	<b>390,751</b>	<b>389,323</b>	<b>391,740</b>	<b>393,449</b>
109,851	109,391	107,161	105,855	105,786	106,568	107,172	107,467	108,192	109,211	109,851	109,884	109,826	109,391	109,561
113,100	113,171	113,533	112,816	113,159	112,910	112,702	112,183	112,176	111,893	113,100	113,072	112,928	113,171	114,143
168,532	169,179	166,716	166,349	167,479	166,585	166,541	165,784	166,273	169,244	168,532	167,795	166,569	169,179	169,745
<b>619,540</b>	<b>621,015</b>	<b>612,053</b>	<b>608,381</b>	<b>607,755</b>	<b>609,925</b>	<b>613,847</b>	<b>616,932</b>	<b>608,374</b>	<b>610,008</b>	<b>619,540</b>	<b>623,069</b>	<b>624,674</b>	<b>621,015</b>	<b>615,864</b>
420,852	422,727	414,252	410,364	409,864	412,304	416,510	418,676	408,852	409,999	420,852	422,801	425,277	422,727	416,559
102,940	102,993	103,051	102,040	102,916	102,560	102,908	102,041	103,128	103,844	102,940	104,362	103,182	102,993	103,595
95,747	95,294	94,750	95,978	94,976	95,061	94,429	96,215	96,394	96,165	95,747	95,906	96,215	95,294	95,709
<b>217,667</b>	<b>217,716</b>	<b>218,037</b>	<b>217,138</b>	<b>215,332</b>	<b>218,043</b>	<b>217,662</b>	<b>216,548</b>	<b>219,396</b>	<b>218,474</b>	<b>217,667</b>	<b>218,496</b>	<b>217,907</b>	<b>217,716</b>	<b>218,774</b>
87,758	87,794	88,016	87,310	84,973	88,425	87,703	87,225	88,128	88,197	87,758	88,590	87,996	87,794	87,663
44,931	44,978	44,728	44,592	44,601	44,452	44,655	44,594	45,332	44,388	44,931	44,421	44,701	44,978	45,277
41,277	41,005	40,834	40,981	41,328	41,017	41,131	40,972	41,704	41,324	41,277	41,483	41,513	41,005	41,062
43,700	43,938	44,459	44,254	44,429	44,148	44,174	43,757	44,231	44,565	43,700	44,001	43,697	43,938	44,773
<b>2,391,104</b>	<b>2,398,863</b>	<b>2,372,913</b>	<b>2,365,000</b>	<b>2,363,344</b>	<b>2,372,596</b>	<b>2,377,714</b>	<b>2,369,595</b>	<b>2,369,452</b>	<b>2,378,065</b>	<b>2,391,104</b>	<b>2,400,072</b>	<b>2,401,839</b>	<b>2,398,863</b>	<b>2,394,984</b>

Jadual **1.2b** : Bilangan Pekerja Bergaji Sektor Pembuatan Mengikut Subsektor: Perubahan Peratusan Tahunan  
 Table **1.2b** : Number of Paid Employees of Manufacturing Sector by Sub-sector: Annual Percentage Change

Subsektor Sub-sector	2023	2024	2023				2024		
			Q1	Q2	Q3	Q4	Q1	Q2	
<b>1. Makanan, minuman dan tembakau</b> <i>Food, beverages and tobacco</i>	<b>5.9</b>	<b>2.3</b>	<b>5.3</b>	<b>5.5</b>	<b>7.4</b>	<b>5.9</b>	<b>4.4</b>	<b>4.0</b>	
10 Pembuatan produk makanan <i>Manufacture of food products</i>	6.1	2.3	5.4	5.5	7.7	6.1	4.6	4.1	
11 Pembuatan minuman <i>Manufacture of beverages</i>	2.6	2.6	2.9	3.8	2.8	2.6	2.1	2.8	
12 Pembuatan produk tembakau <i>Manufacture of tobacco products</i>	2.2	1.5	2.4	7.1	6.1	2.2	-8.0	-0.2	
<b>2. Tekstil, pakaian, kulit dan kasut</b> <i>Textiles, wearing apparel, leather and footwear</i>	<b>2.3</b>	<b>-0.1</b>	<b>2.4</b>	<b>3.2</b>	<b>3.0</b>	<b>2.3</b>	<b>1.9</b>	<b>1.6</b>	
13 Pembuatan tekstil <i>Manufacture of textiles</i>	1.5	1.0	1.9	2.6	2.5	1.5	0.7	0.9	
14 Pembuatan pakaian <i>Manufacture of wearing apparel</i>	2.7	-1.4	1.9	3.2	3.2	2.7	3.4	2.3	
15 Pembuatan produk kulit dan barangan berkaitan <i>Manufacture of leather and related products</i>	2.5	2.2	4.9	4.5	3.6	2.5	-0.9	0.3	
<b>3. Produk kayu, perabot, keluaran kertas dan percetakan</b> <i>Wood products, furniture, paper products and printing</i>	<b>2.2</b>	<b>0.9</b>	<b>2.3</b>	<b>1.8</b>	<b>2.3</b>	<b>2.2</b>	<b>0.6</b>	<b>1.2</b>	
16 Pembuatan kayu dan produk kayu dan gabus, kecuali perabot; pembuatan bagi artikel jerami dan bahan-bahan anyaman <i>Manufacture of wood and products of wood and cork, except furniture; manufacture of articles of straw and plaiting materials</i>	0.2	0.4	1.7	0.4	0.1	0.2	-1.0	1.4	
17 Pembuatan kertas dan produk kertas <i>Manufacture of paper and paper products</i>	1.0	0.6	4.1	1.8	1.7	1.0	0.9	0.7	
18 Percetakan dan penerbitan semula media rakaman <i>Printing and reproduction of recorded media</i>	1.7	0.8	3.9	4.6	5.3	1.7	-2.8	-1.3	
31 Pembuatan perabot <i>Manufacture of furniture</i>	6.1	1.8	0.5	1.0	3.0	6.1	5.1	3.4	
<b>4. Petroleum, kimia, getah dan plastik</b> <i>Petroleum, chemical, rubber and plastic</i>	<b>0.1</b>	<b>0.6</b>	<b>1.3</b>	<b>-1.2</b>	<b>-0.4</b>	<b>0.1</b>	<b>-0.8</b>	<b>0.4</b>	
19 Pembuatan kok dan produk petroleum bertapis <i>Manufacture of coke and refined petroleum products</i>	3.7	0.4	4.3	5.1	3.1	3.7	1.8	1.0	
20 Pembuatan kimia dan produk kimia <i>Manufacture of chemicals and chemical products</i>	-1.3	0.8	2.2	1.5	0.1	-1.3	-1.9	0.3	
21 Pembuatan produk farmasetikal asas, kimia perubatan dan botani <i>Manufacture of basic pharmaceutical products and pharmaceutical preparations</i>	2.3	3.0	8.5	-0.3	1.6	2.3	1.6	0.5	
22 Pembuatan produk getah dan plastik <i>Manufacture of rubber and plastics products</i>	0.1	0.3	0.2	-2.7	-1.1	0.1	-0.7	0.4	
<b>5. Produk mineral bukan logam, logam asas dan produk logam yang direka</b> <i>Non-metallic mineral products, basic metal and fabricated metal products</i>	<b>2.3</b>	<b>1.3</b>	<b>0.9</b>	<b>1.3</b>	<b>2.6</b>	<b>2.3</b>	<b>1.7</b>	<b>2.3</b>	
23 Pembuatan produk galian bukan logam lain <i>Manufacture of other non-metallic mineral products</i>	1.8	0.1	0.4	1.1	2.2	1.8	0.2	0.1	
24 Pembuatan logam asas <i>Manufacture of basic metals</i>	0.6	0.9	0.3	0.7	0.8	0.6	0.5	0.9	
25 Pembuatan produk logam, kecuali mesin dan kelengkapan <i>Manufacture of fabricated metal products, except machinery and equipment</i>	3.9	2.3	1.7	1.8	4.1	3.9	3.5	4.8	
<b>6. Produk elektrik dan elektronik</b> <i>Electrical and electronic products</i>	<b>-0.1</b>	<b>0.9</b>	<b>4.2</b>	<b>3.4</b>	<b>2.0</b>	<b>-0.1</b>	<b>-1.3</b>	<b>-0.9</b>	
26 Pembuatan komputer, produk elektronik dan optikal <i>Manufacture of computer, electronics and optical products</i>	0.8	0.8	5.0	4.4	2.9	0.8	-1.0	-0.7	
27 Pembuatan kelengkapan elektrik <i>Manufacture of electrical equipment</i>	-1.1	0.6	1.8	0.4	0.2	-1.1	-1.6	-0.5	
28 Pembuatan jentera dan peralatan t.t.t.l. <i>Manufacture of machinery and equipment n.e.c.</i>	-2.4	1.4	3.8	2.3	-0.1	-2.4	-2.2	-2.3	
<b>7. Kelengkapan pengangkutan dan pembuatan lain</b> <i>Transport equipment and other manufactures</i>	<b>1.6</b>	<b>0.5</b>	<b>2.4</b>	<b>1.6</b>	<b>1.8</b>	<b>1.6</b>	<b>-0.2</b>	<b>0.8</b>	
29 Pembuatan kenderaan bermotor, treler dan semi treler <i>Manufacture of motor vehicles, trailers and semi-trailers</i>	0.9	0.2	2.4	1.5	1.4	0.9	-2.4	0.2	
30 Pembuatan kelengkapan pengangkutan lain <i>Manufacture of other transport equipment</i>	2.0	1.5	2.1	1.8	0.7	2.0	0.8	1.9	
32 Pembuatan lain <i>Other manufacturing</i>	0.5	0.1	3.6	1.8	1.2	0.5	1.0	1.2	
33 Pembaikan dan pemasangan jentera dan kelengkapan <i>Repair and installation of machinery and equipment</i>	3.6	0.2	1.7	1.3	4.2	3.6	1.9	0.4	
<b>Pembuatan</b> <i>Manufacturing</i>	<b>Jumlah</b> <i>Total</i>	<b>1.7</b>	<b>1.0</b>	<b>2.8</b>	<b>2.1</b>	<b>2.4</b>	<b>1.7</b>	<b>0.5</b>	<b>1.0</b>

(%)

		2024											2025	
Q3	Q4	Jan.	Feb.	Mac	Apr.	Mei	Jun	Jul.	Ogo.	Sep.	Okt.	Nov.	Dis.	Jan.
2.4	2.3	5.5	4.3	4.4	4.7	4.6	4.0	4.0	3.9	2.4	2.0	2.1	2.3	2.0
2.5	2.3	5.7	4.5	4.6	4.8	4.7	4.1	4.2	4.0	2.5	2.0	2.1	2.3	2.0
2.1	2.6	2.8	2.0	2.1	2.6	2.5	2.8	1.9	2.3	2.1	2.4	2.5	2.6	2.5
0.3	1.5	-1.8	-8.5	-8.0	-1.4	-1.6	-0.2	1.5	1.1	0.3	0.2	0.1	1.5	1.2
1.8	-0.1	2.1	1.7	1.9	1.8	1.9	1.6	2.0	1.5	1.8	1.3	-0.3	-0.1	0.8
0.7	1.0	1.3	0.5	0.7	0.8	1.2	0.9	1.4	0.6	0.7	0.5	0.7	1.0	0.7
2.5	-1.4	3.0	3.2	3.4	2.9	2.8	2.3	2.7	2.0	2.5	1.9	-1.6	-1.4	0.6
1.8	2.2	0.7	-0.7	-0.9	0.3	0.2	0.3	1.0	1.6	1.8	1.1	2.0	2.2	1.6
0.9	0.9	0.5	0.4	0.6	1.3	0.8	1.2	1.2	1.1	0.9	1.0	1.0	0.9	0.6
0.5	0.4	-1.2	-2.1	-1.0	0.7	0.3	1.4	1.6	0.4	0.5	0.3	0.4	0.4	0.3
0.5	0.6	1.0	0.8	0.9	0.8	0.5	0.7	1.2	0.8	0.5	0.6	0.7	0.6	0.3
0.1	0.8	-2.4	-1.9	-2.8	-2.4	-3.3	-1.3	-1.2	0.2	0.1	1.0	1.3	0.8	0.6
2.3	1.8	4.6	5.0	5.1	5.7	5.1	3.4	2.8	2.9	2.3	1.9	1.6	1.8	1.2
0.4	0.6	0.0	-0.3	-0.8	-0.1	0.3	0.4	0.5	0.5	0.4	0.5	0.7	0.6	0.5
0.5	0.4	2.6	2.9	1.8	1.6	0.7	1.0	1.1	0.6	0.5	0.7	0.9	0.4	2.0
0.4	0.8	-1.6	-1.4	-1.9	0.5	0.4	0.3	0.7	0.8	0.4	0.1	0.2	0.8	0.5
0.3	3.0	1.9	1.4	1.6	0.6	0.3	0.5	0.4	0.9	0.3	0.4	2.6	3.0	2.9
0.4	0.3	0.3	-0.3	-0.7	-0.5	0.2	0.4	0.4	0.3	0.4	0.6	0.7	0.3	0.2
1.8	1.3	1.8	1.4	1.7	2.3	1.9	2.3	2.3	2.3	1.8	1.5	1.3	1.3	1.6
0.3	0.1	-0.6	0.1	0.2	0.5	0.2	0.1	0.4	0.5	0.3	0.8	0.2	0.1	2.2
1.1	0.9	0.7	0.3	0.5	0.8	0.6	0.9	1.0	0.9	1.1	0.2	0.8	0.9	0.5
3.3	2.3	4.1	3.1	3.5	4.5	3.9	4.8	4.5	4.6	3.3	3.0	2.4	2.3	1.8
-0.6	0.9	0.1	-1.1	-1.3	-1.4	-1.1	-0.9	-0.3	-1.2	-0.6	0.3	0.9	0.9	0.6
-0.6	0.8	0.9	-0.7	-1.0	-1.3	-1.1	-0.7	-0.6	-1.6	-0.6	0.2	1.1	0.8	0.6
-1.4	0.6	-0.7	-1.8	-1.6	-0.7	0.3	-0.5	0.2	-0.9	-1.4	0.3	0.2	0.6	0.5
0.2	1.4	-2.3	-2.1	-2.2	-2.4	-2.5	-2.3	0.4	0.1	0.2	0.6	0.8	1.4	1.0
0.6	0.5	1.1	0.6	-0.2	1.5	0.8	0.8	0.9	0.9	0.6	0.7	0.6	0.5	0.3
0.2	0.2	1.2	0.3	-2.4	1.7	0.3	0.2	0.3	0.8	0.2	0.9	0.5	0.2	-0.4
2.0	1.5	1.0	0.6	0.8	1.7	1.9	1.9	2.1	1.3	2.0	0.9	1.2	1.5	1.2
0.2	0.1	-0.2	0.2	1.0	1.3	1.0	1.2	1.5	0.6	0.2	0.4	0.5	0.1	0.6
0.2	0.2	2.3	1.8	1.9	1.1	0.3	0.4	0.2	1.1	0.2	0.4	0.2	0.2	0.7
0.8	1.0	1.3	0.6	0.5	1.0	0.9	1.0	1.3	1.0	0.8	0.9	1.0	1.0	0.9

Jadual **1.2c** : Bilangan Pekerja Bergaji Sektor Pembuatan Mengikut Subsektor: Perubahan Peratusan Bulanan/Suku Tahunan  
 Table **1.2c** : Number of Paid Employees of Manufacturing Sector by Sub-sector: Monthly/Quarterly Percentage Change

Subsektor Sub-sector	2023				2024				
	Q1	Q2	Q3	Q4	Q1	Q2	Q3	Q4	
<b>1. Makanan, minuman dan tembakau</b> <i>Food, beverages and tobacco</i>	<b>1.9</b>	<b>0.4</b>	<b>3.2</b>	<b>0.3</b>	<b>0.5</b>	<b>0.02</b>	<b>1.6</b>	<b>0.2</b>	
10 Pembuatan produk makanan <i>Manufacture of food products</i>	1.9	0.5	3.4	0.2	0.4	-0.02	1.8	0.1	
11 Pembuatan minuman <i>Manufacture of beverages</i>	2.4	0.6	-1.6	1.2	1.9	1.2	-2.2	1.7	
12 Pembuatan produk tembakau <i>Manufacture of tobacco products</i>	17.5	-13.4	1.4	-0.9	5.7	-6.0	1.8	0.3	
<b>2. Tekstil, pakaian, kulit dan kasut</b> <i>Textiles, wearing apparel, leather and footwear</i>	<b>1.3</b>	<b>0.2</b>	<b>-0.6</b>	<b>1.4</b>	<b>0.8</b>	<b>-0.1</b>	<b>-0.4</b>	<b>-0.4</b>	
13 Pembuatan tekstil <i>Manufacture of textiles</i>	0.9	0.9	0.8	-1.0	0.1	1.1	0.5	-0.7	
14 Pembuatan pakaian <i>Manufacture of wearing apparel</i>	0.9	0.2	-1.9	3.5	1.5	-0.8	-1.7	-0.4	
15 Pembuatan produk kulit dan barangan berkaitan <i>Manufacture of leather and related products</i>	3.6	-1.5	0.7	-0.3	0.1	-0.2	2.2	0.2	
<b>3. Produk kayu, perabot, keluaran kertas dan percetakan</b> <i>Wood products, furniture, paper products and printing</i>	<b>0.6</b>	<b>-0.7</b>	<b>0.8</b>	<b>1.5</b>	<b>-1.0</b>	<b>-0.1</b>	<b>0.5</b>	<b>1.5</b>	
16 Pembuatan kayu dan produk kayu dan gabus, kecuali perabot; pembuatan bagi artikel jerami dan bahan-bahan anyaman <i>Manufacture of wood and products of wood and cork, except furniture; manufacture of articles of straw and plaiting materials</i>	-1.2	-0.3	0.7	1.0	-2.4	2.1	-0.2	1.0	
17 Pembuatan kertas dan produk kertas <i>Manufacture of paper and paper products</i>	1.1	-2.8	1.7	1.2	1.0	-3.0	1.4	1.3	
18 Percetakan dan penerbitan semula media rakaman <i>Printing and reproduction of recorded media</i>	0.3	-1.9	-0.04	3.4	-4.1	-0.5	1.5	4.1	
31 Pembuatan perabot <i>Manufacture of furniture</i>	2.6	1.6	1.0	0.7	1.7	-0.1	-0.1	0.2	
<b>4. Petroleum, kimia, getah dan plastik</b> <i>Petroleum, chemical, rubber and plastic</i>	<b>0.6</b>	<b>-1.8</b>	<b>1.2</b>	<b>0.05</b>	<b>-0.2</b>	<b>-0.6</b>	<b>1.2</b>	<b>0.3</b>	
19 Pembuatan kok dan produk petroleum bertapis <i>Manufacture of coke and refined petroleum products</i>	3.8	-1.8	0.3	1.5	1.9	-2.6	-0.2	1.5	
20 Pembuatan kimia dan produk kimia <i>Manufacture of chemicals and chemical products</i>	2.6	-3.1	-1.8	1.1	1.9	-0.8	-1.7	1.5	
21 Pembuatan produk farmasetikal asas, kimia perubatan dan botani <i>Manufacture of basic pharmaceutical products and pharmaceutical preparations</i>	-1.6	3.8	4.9	-4.5	-2.3	2.7	4.7	-2.0	
22 Pembuatan produk getah dan plastik <i>Manufacture of rubber and plastics products</i>	-0.1	-1.8	2.0	0.1	-0.9	-0.8	2.0	-0.1	
<b>5. Produk mineral bukan logam, logam asas dan produk logam yang direka</b> <i>Non-metallic mineral products, basic metal and fabricated metal products</i>	<b>0.5</b>	<b>-0.8</b>	<b>2.1</b>	<b>0.6</b>	<b>-0.1</b>	<b>-0.3</b>	<b>1.6</b>	<b>0.1</b>	
23 Pembuatan produk galian bukan logam lain <i>Manufacture of other non-metallic mineral products</i>	-1.6	1.7	2.0	-0.3	-3.2	1.6	2.2	-0.4	
24 Pembuatan logam asas <i>Manufacture of basic metals</i>	0.9	-1.3	0.7	0.2	0.9	-0.9	0.8	0.1	
25 Pembuatan produk logam, kecuali mesin dan kelengkapan <i>Manufacture of fabricated metal products, except machinery and equipment</i>	1.6	-2.2	3.1	1.4	1.2	-1.0	1.7	0.4	
<b>6. Produk elektrik dan elektronik</b> <i>Electrical and electronic products</i>	<b>-0.03</b>	<b>1.1</b>	<b>0.1</b>	<b>-1.2</b>	<b>-1.3</b>	<b>1.5</b>	<b>0.4</b>	<b>0.2</b>	
26 Pembuatan komputer, produk elektronik dan optikal <i>Manufacture of computer, electronics and optical products</i>	-0.5	1.8	0.5	-1.0	-2.2	2.1	0.5	0.4	
27 Pembuatan kelengkapan elektrik <i>Manufacture of electrical equipment</i>	1.0	-2.0	1.9	-2.0	0.5	-0.8	0.9	0.1	
28 Pembuatan jentera dan peralatan t.t.t.l. <i>Manufacture of machinery and equipment n.e.c.</i>	0.8	1.4	-3.0	-1.6	1.0	1.3	-0.5	-0.5	
<b>7. Kelengkapan pengangkutan dan pembuatan lain</b> <i>Transport equipment and other manufactures</i>	<b>1.1</b>	<b>-0.4</b>	<b>0.7</b>	<b>0.1</b>	<b>-0.6</b>	<b>0.6</b>	<b>0.5</b>	<b>0.02</b>	
29 Pembuatan kenderaan bermotor, treler dan semi treler <i>Manufacture of motor vehicles, trailers and semi-trailers</i>	0.2	0.1	0.6	0.1	-3.0	2.6	0.6	0.04	
30 Pembuatan kelengkapan pengangkutan lain <i>Manufacture of other transport equipment</i>	1.9	-1.1	0.7	0.6	0.7	-0.02	0.8	0.1	
32 Pembuatan lain <i>Other manufacturing</i>	0.4	-1.1	1.8	-0.5	0.9	-0.9	0.7	-0.7	
33 Pembaikan dan pemasangan jentera dan kelengkapan <i>Repair and installation of machinery and equipment</i>	3.0	0.02	0.1	0.5	1.3	-1.5	-0.1	0.5	
<b>Pembuatan</b> <i>Manufacturing</i>	<b>Jumlah</b> <i>Total</i>	<b>0.7</b>	<b>-0.2</b>	<b>1.2</b>	<b>0.1</b>	<b>-0.5</b>	<b>0.3</b>	<b>0.9</b>	<b>0.3</b>

2024												2025
Jan.	Feb.	Mac	Apr.	Mei	Jun	Jul.	Ogo.	Sep.	Okt.	Nov.	Dis.	Jan.
<b>1.0</b>	<b>-0.3</b>	<b>-0.2</b>	<b>0.4</b>	<b>0.2</b>	<b>-0.6</b>	<b>0.7</b>	<b>0.4</b>	<b>0.6</b>	<b>0.1</b>	<b>0.03</b>	<b>0.1</b>	<b>0.7</b>
1.0	-0.3	-0.2	0.4	0.2	-0.6	0.7	0.5	0.5	0.02	0.05	0.02	0.6
1.4	0.02	0.5	0.9	0.1	0.3	-0.4	-2.0	0.2	0.8	-0.3	1.1	1.3
1.0	3.7	0.9	-5.7	-0.8	0.5	-0.5	-5.3	8.1	0.1	-0.8	1.0	0.8
<b>0.8</b>	<b>-0.4</b>	<b>0.4</b>	<b>-0.1</b>	<b>0.8</b>	<b>-0.9</b>	<b>-0.6</b>	<b>-0.9</b>	<b>1.1</b>	<b>-0.9</b>	<b>0.3</b>	<b>0.2</b>	<b>1.6</b>
0.6	-1.7	1.2	0.5	1.6	-0.9	-0.3	0.7	0.2	-0.5	-0.1	-0.1	0.2
0.9	0.2	0.4	-0.4	0.4	-0.9	-0.9	-2.2	1.4	-1.6	0.6	0.6	3.0
0.6	0.5	-1.0	-0.3	0.7	-0.6	-0.3	0.3	2.1	0.6	0.2	-0.6	-0.04
<b>-0.9</b>	<b>0.2</b>	<b>-0.4</b>	<b>0.4</b>	<b>0.2</b>	<b>-0.7</b>	<b>-0.3</b>	<b>0.5</b>	<b>0.3</b>	<b>1.4</b>	<b>0.4</b>	<b>-0.2</b>	<b>-1.2</b>
-0.8	-0.3	-1.3	0.9	1.7	-0.6	0.1	-0.7	0.5	0.6	1.2	-0.8	-1.0
0.3	0.8	-0.1	-1.3	-1.7	-0.1	-0.4	0.5	1.3	1.5	-0.3	0.1	0.04
-3.8	-0.02	-0.3	-0.7	0.2	0.02	0.05	1.9	-0.5	2.7	1.4	-0.1	-4.0
0.8	0.5	0.4	2.0	-0.2	-1.8	-1.0	0.9	-0.02	1.0	-1.0	0.3	0.2
<b>-0.3</b>	<b>-0.1</b>	<b>0.1</b>	<b>0.5</b>	<b>-0.1</b>	<b>-1.0</b>	<b>0.8</b>	<b>0.5</b>	<b>-0.1</b>	<b>0.4</b>	<b>0.2</b>	<b>-0.3</b>	<b>-0.4</b>
-1.2	1.5	1.7	-1.5	-1.1	-0.1	0.4	0.3	-0.9	1.4	0.4	-0.3	0.3
0.4	0.5	1.0	-0.2	-0.3	-0.4	-0.9	0.5	-1.3	1.1	0.4	0.1	0.1
-2.4	-0.01	0.1	4.3	-1.4	-0.2	1.8	3.0	-0.1	0.5	-2.5	0.01	-2.4
-0.2	-0.4	-0.3	0.5	0.1	-1.4	1.4	0.2	0.4	0.1	0.4	-0.5	-0.4
<b>0.2</b>	<b>-0.6</b>	<b>0.4</b>	<b>-0.1</b>	<b>0.1</b>	<b>-0.3</b>	<b>0.3</b>	<b>1.0</b>	<b>0.3</b>	<b>-0.2</b>	<b>-0.4</b>	<b>0.6</b>	<b>0.4</b>
-1.9	-1.2	-0.1	0.7	0.6	0.3	0.7	0.9	0.6	0.03	-0.1	-0.4	0.2
1.2	-0.6	0.3	-0.2	-0.2	-0.5	-0.01	-0.3	1.1	-0.03	-0.1	0.2	0.9
0.8	-0.2	0.7	-0.5	-0.03	-0.5	0.3	1.8	-0.4	-0.4	-0.7	1.6	0.3
<b>-0.6</b>	<b>-0.6</b>	<b>-0.1</b>	<b>0.4</b>	<b>0.6</b>	<b>0.5</b>	<b>-1.4</b>	<b>0.3</b>	<b>1.6</b>	<b>0.6</b>	<b>0.3</b>	<b>-0.6</b>	<b>-0.8</b>
-1.2	-0.9	-0.1	0.6	1.0	0.5	-2.3	0.3	2.6	0.5	0.6	-0.6	-1.5
0.6	-1.0	0.9	-0.3	0.3	-0.8	1.1	0.7	-0.9	1.4	-1.1	-0.2	0.6
0.8	1.3	-1.0	0.1	-0.7	1.9	0.2	-0.2	-0.4	0.2	0.3	-1.0	0.4
<b>0.6</b>	<b>-0.4</b>	<b>-0.8</b>	<b>1.3</b>	<b>-0.2</b>	<b>-0.5</b>	<b>1.3</b>	<b>-0.4</b>	<b>-0.4</b>	<b>0.4</b>	<b>-0.3</b>	<b>-0.1</b>	<b>0.5</b>
0.5	-0.8	-2.7	4.1	-0.8	-0.5	1.0	0.1	-0.5	0.9	-0.7	-0.2	-0.1
1.0	-0.3	0.02	-0.3	0.5	-0.1	1.7	-2.1	1.2	-1.1	0.6	0.6	0.7
-0.3	0.4	0.8	-0.8	0.3	-0.4	1.8	-0.9	-0.1	0.5	0.1	-1.2	0.1
1.4	-0.5	0.4	-0.6	0.1	-0.9	1.1	0.8	-1.9	0.7	-0.7	0.6	1.9
<b>-0.1</b>	<b>-0.3</b>	<b>-0.1</b>	<b>0.4</b>	<b>0.2</b>	<b>-0.3</b>	<b>-0.01</b>	<b>0.4</b>	<b>0.5</b>	<b>0.4</b>	<b>0.1</b>	<b>-0.1</b>	<b>-0.2</b>

Jadual **1.3a** : Gaji dan Upah yang Dibayar Sektor Pembuatan Mengikut Subsektor  
 Table **1.3a** : Salaries and Wages Paid of Manufacturing Sector by Sub-sector

Subsektor Sub-sector	2023	2024	2023			2024			
			Q1	Q2	Q3	Q4	Q1	Q2	
<b>1. Makanan, minuman dan tembakau</b> <i>Food, beverages and tobacco</i>	<b>11,901</b>	<b>12,323</b>	<b>2,912</b>	<b>2,909</b>	<b>2,965</b>	<b>3,115</b>	<b>3,042</b>	<b>3,019</b>	
10 Pembuatan produk makanan <i>Manufacture of food products</i>	11,261	11,643	2,753	2,755	2,810	2,943	2,874	2,855	
11 Pembuatan minuman <i>Manufacture of beverages</i>	573	615	141	139	139	154	151	149	
12 Pembuatan produk tembakau <i>Manufacture of tobacco products</i>	66	66	18	16	15	18	17	15	
<b>2. Tekstil, pakaian, kulit dan kasut</b> <i>Textiles, wearing apparel, leather and footwear</i>	<b>2,013</b>	<b>2,047</b>	<b>503</b>	<b>496</b>	<b>492</b>	<b>521</b>	<b>515</b>	<b>506</b>	
13 Pembuatan tekstil <i>Manufacture of textiles</i>	706	720	172	176	178	180	176	180	
14 Pembuatan pakaian <i>Manufacture of wearing apparel</i>	964	974	245	236	231	252	251	240	
15 Pembuatan produk kulit dan barangan berkaitan <i>Manufacture of leather and related products</i>	343	354	86	85	83	88	88	86	
<b>3. Produk kayu, perabot, keluaran kertas dan percetakan</b> <i>Wood products, furniture, paper products and printing</i>	<b>9,927</b>	<b>10,169</b>	<b>2,502</b>	<b>2,441</b>	<b>2,448</b>	<b>2,536</b>	<b>2,565</b>	<b>2,514</b>	
16 Pembuatan kayu dan produk kayu dan gabus, kecuali perabot; pembuatan bagi artikel jerami dan bahan-bahan anyaman <i>Manufacture of wood and products of wood and cork, except furniture; manufacture of articles of straw and plaiting materials</i>	2,710	2,795	678	662	677	693	694	689	
17 Pembuatan kertas dan produk kertas <i>Manufacture of paper and paper products</i>	2,148	2,162	548	523	527	550	554	526	
18 Percetakan dan penerbitan semula media rakaman <i>Printing and reproduction of recorded media</i>	2,382	2,497	594	600	584	605	623	636	
31 Pembuatan perabot <i>Manufacture of furniture</i>	2,687	2,716	683	655	660	689	694	664	
<b>4. Petroleum, kimia, getah dan plastik</b> <i>Petroleum, chemical, rubber and plastic</i>	<b>21,375</b>	<b>21,485</b>	<b>5,355</b>	<b>5,286</b>	<b>5,327</b>	<b>5,407</b>	<b>5,345</b>	<b>5,261</b>	
19 Pembuatan kok dan produk petroleum bertapis <i>Manufacture of coke and refined petroleum products</i>	2,502	2,526	677	570	592	664	682	571	
20 Pembuatan kimia dan produk kimia <i>Manufacture of chemicals and chemical products</i>	5,931	5,843	1,551	1,458	1,448	1,473	1,501	1,412	
21 Pembuatan produk farmasetikal asas, kimia perubatan dan botani <i>Manufacture of basic pharmaceutical products and pharmaceutical preparations</i>	804	811	188	197	204	215	191	198	
22 Pembuatan produk getah dan plastik <i>Manufacture of rubber and plastics products</i>	12,139	12,305	2,939	3,061	3,083	3,055	2,971	3,080	
<b>5. Produk mineral bukan logam, logam asas dan produk logam yang direka</b> <i>Non-metallic mineral products, basic metal and fabricated metal products</i>	<b>14,916</b>	<b>15,604</b>	<b>3,765</b>	<b>3,664</b>	<b>3,652</b>	<b>3,835</b>	<b>3,947</b>	<b>3,873</b>	
23 Pembuatan produk galian bukan logam lain <i>Manufacture of other non-metallic mineral products</i>	4,721	4,881	1,144	1,161	1,183	1,233	1,201	1,211	
24 Pembuatan logam asas <i>Manufacture of basic metals</i>	4,262	4,381	1,128	1,058	1,011	1,065	1,144	1,089	
25 Pembuatan produk logam, kecuali mesin dan kelengkapan <i>Manufacture of fabricated metal products, except machinery and equipment</i>	5,933	6,342	1,494	1,445	1,458	1,537	1,602	1,572	
<b>6. Produk elektrik dan elektronik</b> <i>Electrical and electronic products</i>	<b>30,130</b>	<b>29,950</b>	<b>7,618</b>	<b>7,483</b>	<b>7,334</b>	<b>7,695</b>	<b>7,520</b>	<b>7,395</b>	
26 Pembuatan komputer, produk elektronik dan optikal <i>Manufacture of computer, electronics and optical products</i>	21,732	21,586	5,463	5,447	5,247	5,574	5,415	5,367	
27 Pembuatan kelengkapan elektrik <i>Manufacture of electrical equipment</i>	3,948	3,946	1,007	956	1,003	983	975	975	
28 Pembuatan jentera dan peralatan t.t.t.l. <i>Manufacture of machinery and equipment n.e.c.</i>	4,451	4,418	1,148	1,080	1,084	1,139	1,130	1,053	
<b>7. Kelengkapan pengangkutan dan pembuatan lain</b> <i>Transport equipment and other manufactures</i>	<b>7,528</b>	<b>7,689</b>	<b>1,862</b>	<b>1,886</b>	<b>1,850</b>	<b>1,930</b>	<b>1,889</b>	<b>1,932</b>	
29 Pembuatan kenderaan bermotor, treler dan semi treler <i>Manufacture of motor vehicles, trailers and semi-trailers</i>	3,625	3,683	878	913	898	936	891	932	
30 Pembuatan kelengkapan pengangkutan lain <i>Manufacture of other transport equipment</i>	1,171	1,232	296	294	285	295	307	309	
32 Pembuatan lain <i>Other manufacturing</i>	1,325	1,354	328	324	328	345	329	333	
33 Pembaikan dan pemasangan jentera dan kelengkapan <i>Repair and installation of machinery and equipment</i>	1,407	1,420	359	355	338	355	362	359	
<b>Pembuatan</b> <i>Manufacturing</i>	<b>Jumlah</b> <i>Total</i>	<b>97,789</b>	<b>99,268</b>	<b>24,517</b>	<b>24,165</b>	<b>24,068</b>	<b>25,039</b>	<b>24,823</b>	<b>24,500</b>

(RM Juta/Million)

2024													2025	
Q3	Q4	Jan.	Feb.	Mac	Apr.	Mei	Jun	Jul.	Ogo.	Sep.	Okt.	Nov.	Dis.	Jan.
3,066	3,197	1,046	1,002	994	1,006	1,009	1,003	1,016	1,014	1,036	1,035	1,041	1,121	1,075
2,901	3,013	989	947	938	950	956	949	962	960	979	977	980	1,055	1,013
149	166	51	50	50	51	49	49	49	49	51	52	55	59	56
16	18	6	6	6	5	5	5	5	5	5	6	5	7	6
501	525	177	168	170	170	171	166	166	165	170	169	174	183	179
181	183	60	57	59	59	61	60	60	60	61	60	61	62	61
233	250	87	82	82	82	81	77	78	76	79	78	82	89	86
87	93	30	29	29	29	29	29	28	29	30	30	31	32	31
2,508	2,582	859	857	850	837	845	832	836	834	837	845	851	885	871
701	711	234	231	230	231	231	227	235	232	234	235	236	240	239
529	553	184	186	183	176	174	175	174	175	179	183	181	188	185
613	626	204	210	209	209	214	213	210	206	197	200	207	219	209
665	693	237	229	228	221	226	217	217	220	227	227	227	239	238
5,369	5,510	1,778	1,756	1,810	1,764	1,738	1,760	1,771	1,800	1,798	1,810	1,809	1,890	1,807
597	675	216	216	250	188	185	198	194	195	208	219	212	244	219
1,440	1,490	493	497	510	490	456	467	475	486	479	482	484	523	498
204	218	66	62	63	68	65	65	67	69	68	70	68	79	67
3,127	3,127	1,003	981	987	1,017	1,033	1,030	1,036	1,049	1,043	1,039	1,044	1,044	1,023
3,835	3,949	1,337	1,303	1,307	1,294	1,299	1,280	1,270	1,274	1,290	1,287	1,288	1,374	1,372
1,212	1,256	406	393	402	403	405	403	403	402	407	412	417	427	415
1,054	1,094	391	377	376	371	363	355	350	348	357	350	352	392	394
1,569	1,600	540	532	530	520	530	522	518	524	527	524	520	555	563
7,298	7,737	2,527	2,523	2,470	2,396	2,480	2,519	2,433	2,399	2,466	2,495	2,493	2,749	2,534
5,214	5,590	1,810	1,821	1,784	1,736	1,797	1,835	1,739	1,707	1,768	1,792	1,801	1,996	1,811
1,007	990	330	323	321	303	334	337	339	336	331	328	317	344	334
1,077	1,158	386	380	365	356	349	347	355	356	366	375	375	408	389
1,897	1,971	627	633	629	646	649	638	631	633	634	641	642	689	641
915	946	298	302	290	309	313	310	303	307	305	308	304	334	299
302	313	100	101	107	103	105	102	102	99	102	104	104	106	107
338	354	108	109	111	111	112	110	112	113	113	114	115	125	115
342	357	120	121	121	123	120	116	114	114	114	115	119	124	120
24,474	25,470	8,350	8,243	8,230	8,112	8,191	8,198	8,124	8,119	8,231	8,282	8,298	8,890	8,479

Jadual **1.3b** : Gaji dan Upah yang Dibayar Sektor Pembuatan Mengikut Subsektor: Perubahan Peraturan Tahunan  
 Table **1.3b** : Salaries and Wages Paid of Manufacturing Sector by Sub-sector: Annual Percentage Change

Subsektor Sub-sector	2023	2024	2023				2024		
			Q1	Q2	Q3	Q4	Q1	Q2	
<b>1. Makanan, minuman dan tembakau</b> <i>Food, beverages and tobacco</i>	<b>7.9</b>	<b>3.6</b>	<b>7.8</b>	<b>6.9</b>	<b>8.3</b>	<b>8.6</b>	<b>4.5</b>	<b>3.8</b>	
10 Pembuatan produk makanan <i>Manufacture of food products</i>	7.9	3.4	7.8	6.9	8.3	8.8	4.4	3.6	
11 Pembuatan minuman <i>Manufacture of beverages</i>	7.7	7.3	6.9	8.3	8.5	7.2	6.7	7.2	
12 Pembuatan produk tembakau <i>Manufacture of tobacco products</i>	4.8	-0.6	4.5	8.5	5.2	1.7	-3.5	-1.4	
<b>2. Tekstil, pakaian, kulit dan kasut</b> <i>Textiles, wearing apparel, leather and footwear</i>	<b>5.4</b>	<b>1.7</b>	<b>4.9</b>	<b>7.4</b>	<b>5.8</b>	<b>3.8</b>	<b>2.4</b>	<b>2.0</b>	
13 Pembuatan tekstil <i>Manufacture of textiles</i>	5.0	1.9	3.5	6.9	6.0	3.5	2.3	2.4	
14 Pembuatan pakaian <i>Manufacture of wearing apparel</i>	5.6	1.0	5.7	8.0	5.5	3.5	2.8	1.6	
15 Pembuatan produk kulit dan barangan berkaitan <i>Manufacture of leather and related products</i>	6.0	3.3	5.4	6.9	6.2	5.5	1.6	2.1	
<b>3. Produk kayu, perabot, keluaran kertas dan percetakan</b> <i>Wood products, furniture, paper products and printing</i>	<b>4.7</b>	<b>2.4</b>	<b>4.3</b>	<b>4.4</b>	<b>5.2</b>	<b>4.8</b>	<b>2.5</b>	<b>3.0</b>	
16 Pembuatan kayu dan produk kayu dan gabus, kecuali perabot; pembuatan bagi artikel jerami dan bahan-bahan anyaman <i>Manufacture of wood and products of wood and cork, except furniture; manufacture of articles of straw and plaiting materials</i>	4.9	3.1	4.2	4.5	5.5	5.3	2.5	4.0	
17 Pembuatan kertas dan produk kertas <i>Manufacture of paper and paper products</i>	2.3	0.6	4.7	1.4	1.3	1.6	1.1	0.4	
18 Percetakan dan penerbitan semula media rakaman <i>Printing and reproduction of recorded media</i>	6.3	4.8	4.8	7.3	7.8	5.2	4.9	5.9	
31 Pembuatan perabot <i>Manufacture of furniture</i>	5.1	1.1	3.8	4.2	6.1	6.4	1.7	1.4	
<b>4. Petroleum, kimia, getah dan plastik</b> <i>Petroleum, chemical, rubber and plastic</i>	<b>1.9</b>	<b>0.5</b>	<b>5.4</b>	<b>1.2</b>	<b>0.01</b>	<b>1.3</b>	<b>-0.2</b>	<b>-0.5</b>	
19 Pembuatan kok dan produk petroleum bertapis <i>Manufacture of coke and refined petroleum products</i>	5.9	0.9	7.7	7.1	2.6	6.1	0.8	0.2	
20 Pembuatan kimia dan produk kimia <i>Manufacture of chemicals and chemical products</i>	1.7	-1.5	4.5	2.5	0.2	-0.4	-3.2	-3.1	
21 Pembuatan produk farmasetikal asas, kimia perubatan dan botani <i>Manufacture of basic pharmaceutical products and pharmaceutical preparations</i>	1.9	0.9	4.6	0.7	0.9	1.9	1.4	0.6	
22 Pembuatan produk getah dan plastik <i>Manufacture of rubber and plastics products</i>	1.3	1.4	5.5	-0.5	-0.6	1.1	1.1	0.6	
<b>5. Produk mineral bukan logam, logam asas dan produk logam yang direka</b> <i>Non-metallic mineral products, basic metal and fabricated metal products</i>	<b>3.5</b>	<b>4.6</b>	<b>3.1</b>	<b>3.1</b>	<b>3.7</b>	<b>4.0</b>	<b>4.8</b>	<b>5.7</b>	
23 Pembuatan produk galian bukan logam lain <i>Manufacture of other non-metallic mineral products</i>	2.5	3.4	1.9	1.3	2.7	3.9	5.0	4.4	
24 Pembuatan logam asas <i>Manufacture of basic metals</i>	1.9	2.8	3.2	2.8	1.4	0.4	1.5	3.0	
25 Pembuatan produk logam, kecuali mesin dan kelengkapan <i>Manufacture of fabricated metal products, except machinery and equipment</i>	5.5	6.9	4.1	4.9	6.2	6.8	7.2	8.8	
<b>6. Produk elektrik dan elektronik</b> <i>Electrical and electronic products</i>	<b>2.3</b>	<b>-0.6</b>	<b>3.2</b>	<b>4.0</b>	<b>1.8</b>	<b>0.5</b>	<b>-1.3</b>	<b>-1.2</b>	
26 Pembuatan komputer, produk elektronik dan optikal <i>Manufacture of computer, electronics and optical products</i>	3.1	-0.7	3.7	5.0	2.3	1.4	-0.9	-1.5	
27 Pembuatan kelengkapan elektrik <i>Manufacture of electrical equipment</i>	0.2	-0.04	1.4	1.7	0.7	-2.7	-3.1	2.0	
28 Pembuatan jentera dan peralatan t.t.t.l. <i>Manufacture of machinery and equipment n.e.c.</i>	0.6	-0.7	2.3	0.9	0.2	-0.9	-1.5	-2.5	
<b>7. Kelengkapan pengangkutan dan pembuatan lain</b> <i>Transport equipment and other manufactures</i>	<b>3.3</b>	<b>2.1</b>	<b>2.3</b>	<b>3.5</b>	<b>3.9</b>	<b>3.5</b>	<b>1.4</b>	<b>2.4</b>	
29 Pembuatan kenderaan bermotor, treler dan semi treler <i>Manufacture of motor vehicles, trailers and semi-trailers</i>	2.8	1.6	0.7	2.7	4.3	3.5	1.4	2.0	
30 Pembuatan kelengkapan pengangkutan lain <i>Manufacture of other transport equipment</i>	2.5	5.2	2.4	1.7	1.4	4.6	3.7	5.2	
32 Pembuatan lain <i>Other manufacturing</i>	1.9	2.2	1.0	3.0	0.6	2.9	0.1	2.8	
33 Pembaikan dan pemasangan jentera dan kelengkapan <i>Repair and installation of machinery and equipment</i>	6.7	0.9	7.5	7.4	8.5	3.6	0.9	0.9	
<b>Pembuatan</b>	<b>Jumlah</b>								
	<i>Total</i>	<b>3.5</b>	<b>1.5</b>	<b>4.3</b>	<b>3.6</b>	<b>3.0</b>	<b>2.9</b>	<b>1.2</b>	<b>1.4</b>

		2024											2025	
Q3	Q4	Jan.	Feb.	Mac.	Apr.	Mei.	Jun	Jul.	Ogo.	Sep.	Okt.	Nov.	Dis.	Jan.
<b>3.4</b>	<b>2.6</b>	<b>6.9</b>	<b>3.1</b>	<b>3.3</b>	<b>4.4</b>	<b>3.7</b>	<b>3.2</b>	<b>3.9</b>	<b>3.7</b>	<b>2.6</b>	<b>2.2</b>	<b>2.7</b>	<b>3.0</b>	<b>2.8</b>
3.2	2.4	6.9	3.0	3.2	4.3	3.6	3.0	3.7	3.5	2.5	2.0	2.4	2.7	2.5
7.4	7.9	6.6	6.4	7.1	7.3	6.1	8.3	8.1	8.3	6.0	6.3	8.4	9.0	8.6
2.2	0.7	-0.9	-5.8	-3.8	-2.6	-2.9	1.4	2.9	2.6	1.1	0.7	0.5	0.9	0.7
<b>1.7</b>	<b>0.8</b>	<b>2.3</b>	<b>2.4</b>	<b>2.5</b>	<b>2.1</b>	<b>2.0</b>	<b>1.8</b>	<b>2.3</b>	<b>1.3</b>	<b>1.5</b>	<b>1.2</b>	<b>0.3</b>	<b>1.0</b>	<b>1.1</b>
1.6	1.5	2.6	1.9	2.2	2.3	2.6	2.3	2.7	0.9	1.2	1.0	1.2	2.2	2.1
0.9	-1.1	2.2	3.0	3.4	2.0	1.6	1.2	1.5	0.5	0.6	0.3	-2.1	-1.4	-1.0
4.3	4.9	2.3	1.7	0.9	2.2	1.9	2.1	4.2	4.3	4.5	3.8	5.3	5.6	5.1
<b>2.5</b>	<b>1.8</b>	<b>1.9</b>	<b>3.0</b>	<b>2.7</b>	<b>3.2</b>	<b>2.7</b>	<b>3.0</b>	<b>3.4</b>	<b>2.3</b>	<b>1.7</b>	<b>1.8</b>	<b>1.9</b>	<b>1.7</b>	<b>1.5</b>
3.5	2.5	3.5	1.5	2.5	4.0	3.8	4.1	4.8	2.8	2.9	2.3	2.4	2.9	2.3
0.5	0.5	2.3	0.3	0.8	0.4	0.3	0.6	1.0	0.4	0.1	0.5	0.7	0.4	0.3
5.0	3.5	0.1	8.9	5.8	6.3	5.2	6.3	7.1	4.8	2.9	3.6	4.4	2.5	2.4
0.7	0.6	1.5	1.7	1.9	2.0	1.2	0.8	0.3	1.0	0.7	0.6	0.3	0.9	0.8
<b>0.8</b>	<b>1.9</b>	<b>0.4</b>	<b>0.2</b>	<b>-1.2</b>	<b>-0.6</b>	<b>-0.5</b>	<b>-0.2</b>	<b>0.2</b>	<b>1.0</b>	<b>1.2</b>	<b>1.6</b>	<b>2.1</b>	<b>2.0</b>	<b>1.6</b>
0.9	1.8	0.1	1.8	0.6	0.4	-1.1	1.2	1.9	0.5	0.2	1.1	2.6	1.7	1.8
-0.6	1.1	-3.1	-2.8	-3.8	-2.4	-3.4	-3.6	-2.9	0.8	0.5	0.4	1.4	1.6	0.9
0.3	1.3	1.4	0.8	1.9	0.7	0.3	0.9	0.3	0.5	0.2	0.5	1.6	1.9	1.4
1.4	2.3	2.3	1.4	-0.4	-0.1	0.8	1.0	1.4	1.2	1.8	2.3	2.5	2.3	1.9
<b>5.0</b>	<b>3.0</b>	<b>5.1</b>	<b>4.4</b>	<b>5.0</b>	<b>6.7</b>	<b>5.1</b>	<b>5.3</b>	<b>5.5</b>	<b>5.4</b>	<b>4.1</b>	<b>3.5</b>	<b>3.1</b>	<b>2.4</b>	<b>2.6</b>
2.5	1.8	3.5	5.5	6.1	6.5	3.5	3.2	3.6	3.1	0.8	2.2	2.1	1.3	2.1
4.2	2.7	2.3	0.7	1.4	4.1	2.1	2.8	4.1	4.1	4.5	2.5	2.7	2.9	0.8
7.6	4.1	8.5	6.3	6.9	8.8	8.6	8.9	8.1	8.2	6.6	5.2	4.1	3.0	4.2
<b>-0.5</b>	<b>0.5</b>	<b>-0.1</b>	<b>-1.8</b>	<b>-1.9</b>	<b>-2.7</b>	<b>-1.5</b>	<b>0.7</b>	<b>1.4</b>	<b>-1.6</b>	<b>-1.3</b>	<b>0.4</b>	<b>0.6</b>	<b>0.6</b>	<b>0.3</b>
-0.6	0.3	0.9	-1.5	-2.0	-3.6	-1.9	1.1	1.6	-1.8	-1.6	0.3	0.4	0.2	0.1
0.4	0.7	-3.6	-4.0	-1.8	1.8	2.4	1.7	1.9	-0.1	-0.5	0.5	0.2	1.4	1.0
-0.7	1.6	-1.7	-1.3	-1.6	-1.7	-3.0	-2.7	0.2	-1.9	-0.3	1.2	1.8	1.9	0.8
<b>2.6</b>	<b>2.1</b>	<b>1.6</b>	<b>1.4</b>	<b>1.3</b>	<b>3.1</b>	<b>2.1</b>	<b>2.2</b>	<b>2.8</b>	<b>2.7</b>	<b>2.2</b>	<b>2.4</b>	<b>2.2</b>	<b>1.7</b>	<b>2.4</b>
1.9	1.1	2.4	1.6	0.3	2.8	2.1	1.2	1.9	2.2	1.5	1.9	0.8	0.6	0.3
6.1	6.1	4.4	3.1	3.5	4.6	5.0	6.0	6.4	5.8	6.0	5.5	6.3	6.4	6.7
3.1	2.8	-2.3	0.3	2.3	4.9	1.1	2.4	4.3	2.8	2.1	2.5	3.6	2.3	6.5
1.1	0.8	0.9	0.7	1.0	0.8	0.7	1.4	1.0	1.5	0.8	1.2	0.8	0.4	0.2
<b>1.7</b>	<b>1.7</b>	<b>2.0</b>	<b>1.0</b>	<b>0.7</b>	<b>1.2</b>	<b>1.1</b>	<b>1.8</b>	<b>2.4</b>	<b>1.5</b>	<b>1.2</b>	<b>1.7</b>	<b>1.8</b>	<b>1.7</b>	<b>1.5</b>

Jadual **1.3c** : Gaji dan Upah yang Dibayar Sektor Pembuatan Mengikut Subsektor: Perubahan Peratusan Bulanan/Suku Tahunan  
 Table **1.3c** : Salaries and Wages Paid of Manufacturing Sector by Sub-sector: Monthly/Quarterly Percentage Change

Subsektor Sub-sector	2023				2024				
	Q1	Q2	Q3	Q4	Q1	Q2	Q3	Q4	
<b>1. Makanan, minuman dan tembakau</b> <i>Food, beverages and tobacco</i>	<b>1.6</b>	<b>-0.1</b>	<b>1.9</b>	<b>5.1</b>	<b>-2.3</b>	<b>-0.8</b>	<b>1.6</b>	<b>4.3</b>	
10 Pembuatan produk makanan <i>Manufacture of food products</i>	1.7	0.1	2.0	4.7	-2.4	-0.7	1.6	3.9	
11 Pembuatan minuman <i>Manufacture of beverages</i>	-1.4	-1.9	0.2	10.5	-1.9	-1.4	0.4	11.1	
12 Pembuatan produk tembakau <i>Manufacture of tobacco products</i>	0.9	-11.6	-2.6	17.1	-4.4	-9.6	0.9	15.4	
<b>2. Tekstil, pakaian, kulit dan kasut</b> <i>Textiles, wearing apparel, leather and footwear</i>	<b>0.2</b>	<b>-1.4</b>	<b>-0.7</b>	<b>5.9</b>	<b>-1.1</b>	<b>-1.9</b>	<b>-1.0</b>	<b>4.9</b>	
13 Pembuatan tekstil <i>Manufacture of textiles</i>	-1.3	2.1	1.3	1.4	-2.5	2.2	0.5	1.3	
14 Pembuatan pakaian <i>Manufacture of wearing apparel</i>	0.3	-3.6	-1.9	9.1	-0.3	-4.8	-2.6	7.0	
15 Pembuatan produk kulit dan barangan berkaitan <i>Manufacture of leather and related products</i>	3.2	-2.1	-1.6	6.2	-0.6	-1.7	0.6	6.8	
<b>3. Produk kayu, perabot, keluaran kertas dan percetakan</b> <i>Wood products, furniture, paper products and printing</i>	<b>3.3</b>	<b>-2.4</b>	<b>0.3</b>	<b>3.6</b>	<b>1.1</b>	<b>-2.0</b>	<b>-0.3</b>	<b>2.9</b>	
16 Pembuatan kayu dan produk kayu dan gabus, kecuali perabot; pembuatan bagi artikel jerami dan bahan-bahan anyaman <i>Manufacture of wood and products of wood and cork, except furniture; manufacture of articles of straw and plaiting materials</i>	2.9	-2.2	2.3	2.3	0.2	-0.8	1.8	1.3	
17 Pembuatan kertas dan produk kertas <i>Manufacture of paper and paper products</i>	1.3	-4.5	0.6	4.4	0.8	-5.1	0.7	4.4	
18 Percetakan dan penerbitan semula media rakaman <i>Printing and reproduction of recorded media</i>	3.4	1.1	-2.8	3.6	3.0	2.1	-3.6	2.1	
31 Pembuatan perabot <i>Manufacture of furniture</i>	5.5	-4.0	0.7	4.4	0.8	-4.3	0.1	4.2	
<b>4. Petroleum, kimia, getah dan plastik</b> <i>Petroleum, chemical, rubber and plastic</i>	<b>0.3</b>	<b>-1.3</b>	<b>0.8</b>	<b>1.5</b>	<b>-1.1</b>	<b>-1.6</b>	<b>2.1</b>	<b>2.6</b>	
19 Pembuatan kok dan produk petroleum bertapis <i>Manufacture of coke and refined petroleum products</i>	8.2	-15.8	4.0	12.0	2.8	-16.4	4.7	13.0	
20 Pembuatan kimia dan produk kimia <i>Manufacture of chemicals and chemical products</i>	4.9	-6.0	-0.7	1.7	1.9	-5.9	1.9	3.5	
21 Pembuatan produk farmaseutikal asas, kimia perubatan dan botani <i>Manufacture of basic pharmaceutical products and pharmaceutical preparations</i>	-10.7	4.6	3.5	5.4	-11.2	3.8	3.2	6.5	
22 Pembuatan produk getah dan plastik <i>Manufacture of rubber and plastics products</i>	-2.8	4.2	0.7	-0.9	-2.8	3.7	1.5	-0.01	
<b>5. Produk mineral bukan logam, logam asas dan produk logam yang direka</b> <i>Non-metallic mineral products, basic metal and fabricated metal products</i>	<b>2.1</b>	<b>-2.7</b>	<b>-0.3</b>	<b>5.0</b>	<b>2.9</b>	<b>-1.9</b>	<b>-1.0</b>	<b>3.0</b>	
23 Pembuatan produk galian bukan logam lain <i>Manufacture of other non-metallic mineral products</i>	-3.7	1.5	1.9	4.2	-2.6	0.8	0.1	3.6	
24 Pembuatan logam asas <i>Manufacture of basic metals</i>	6.3	-6.2	-4.4	5.3	7.4	-4.8	-3.3	3.8	
25 Pembuatan produk logam, kecuali mesin dan kelengkapan <i>Manufacture of fabricated metal products, except machinery and equipment</i>	3.8	-3.2	0.9	5.4	4.2	-1.9	-0.2	2.0	
<b>6. Produk elektrik dan elektronik</b> <i>Electrical and electronic products</i>	<b>-0.5</b>	<b>-1.8</b>	<b>-2.0</b>	<b>4.9</b>	<b>-2.3</b>	<b>-1.7</b>	<b>-1.3</b>	<b>6.0</b>	
26 Pembuatan komputer, produk elektronik dan optikal <i>Manufacture of computer, electronics and optical products</i>	-0.6	-0.3	-3.7	6.2	-2.8	-0.9	-2.8	7.2	
27 Pembuatan kelengkapan elektrik <i>Manufacture of electrical equipment</i>	-0.4	-5.0	4.9	-2.0	-0.8	-0.01	3.3	-1.7	
28 Pembuatan jentera dan peralatan t.t.t.l. <i>Manufacture of machinery and equipment n.e.c.</i>	-0.1	-6.0	0.4	5.0	-0.8	-6.9	2.3	7.5	
<b>7. Kelengkapan pengangkutan dan pembuatan lain</b> <i>Transport equipment and other manufactures</i>	<b>-0.1</b>	<b>1.3</b>	<b>-1.9</b>	<b>4.4</b>	<b>-2.2</b>	<b>2.3</b>	<b>-1.8</b>	<b>3.9</b>	
29 Pembuatan kenderaan bermotor, treler dan semi treler <i>Manufacture of motor vehicles, trailers and semi-trailers</i>	-2.9	4.0	-1.6	4.2	-4.8	4.6	-1.8	3.4	
30 Pembuatan kelengkapan pengangkutan lain <i>Manufacture of other transport equipment</i>	5.1	-0.9	-2.9	3.5	4.2	0.5	-2.1	3.5	
32 Pembuatan lain <i>Other manufacturing</i>	-2.0	-1.4	1.3	5.1	-4.7	1.2	1.6	4.9	
33 Pembaikan dan pemasangan jentera dan kelengkapan <i>Repair and installation of machinery and equipment</i>	4.8	-0.9	-4.8	4.8	2.1	-0.9	-4.7	4.5	
<b>Pembuatan</b>	<b>Jumlah Total</b>	<b>0.8</b>	<b>-1.4</b>	<b>-0.4</b>	<b>4.0</b>	<b>-0.9</b>	<b>-1.3</b>	<b>-0.1</b>	<b>4.1</b>

2024												2025
Jan.	Feb.	Mac	Apr.	Mei	Jun	Jul.	Ogo.	Sep.	Okt.	Nov.	Dis.	Jan.
-4.0	-4.1	-0.9	1.2	0.3	-0.6	1.3	-0.2	2.2	-0.1	0.6	7.7	-4.1
-3.8	-4.2	-0.9	1.3	0.6	-0.7	1.4	-0.2	2.0	-0.2	0.3	7.6	-4.0
-5.2	-2.8	0.4	1.8	-4.4	1.3	-0.9	0.5	4.9	0.6	6.9	6.3	-5.5
-18.2	1.8	-1.6	-9.4	-1.6	3.9	-0.7	-4.1	7.2	3.2	-0.9	27.2	-18.3
-2.1	-5.0	0.9	-0.1	0.5	-3.0	0.3	-0.9	3.3	-0.6	2.7	5.3	-2.0
-1.0	-4.8	2.2	0.9	3.1	-1.5	0.5	-0.6	1.3	-0.5	0.6	2.3	-1.0
-3.2	-6.5	0.9	-0.8	-1.3	-4.6	0.9	-2.0	4.1	-1.1	4.7	8.4	-2.8
-1.3	-0.8	-1.4	-0.2	0.3	-1.6	-1.4	1.8	5.5	0.5	1.6	2.7	-1.7
-1.4	-0.2	-0.8	-1.5	1.0	-1.6	0.5	-0.2	0.3	0.9	0.8	4.0	-1.6
0.2	-1.1	-0.5	0.5	0.004	-1.7	3.6	-1.2	0.7	0.4	0.5	1.7	-0.4
-1.7	1.0	-1.6	-4.1	-0.8	0.6	-0.6	0.6	2.2	2.2	-1.2	4.0	-1.8
-4.3	3.1	-0.8	0.1	2.4	-0.4	-1.7	-1.5	-4.7	1.5	3.7	5.4	-4.5
0.002	-3.1	-0.5	-2.9	2.1	-4.2	0.2	1.5	3.2	-0.1	0.01	5.1	-0.1
-4.1	-1.2	3.1	-2.6	-1.5	1.2	0.7	1.6	-0.1	0.7	-0.1	4.5	-4.4
-10.1	0.2	15.8	-24.8	-1.9	7.0	-1.9	0.8	6.6	5.2	-3.0	14.9	-10.0
-4.3	0.9	2.6	-3.9	-7.1	2.4	1.8	2.4	-1.6	0.7	0.5	8.1	-5.0
-15.1	-6.1	1.7	8.4	-5.3	0.9	2.2	4.1	-1.6	2.7	-2.5	15.7	-15.5
-1.7	-2.2	0.6	3.0	1.6	-0.3	0.6	1.3	-0.6	-0.3	0.4	-0.02	-2.0
-0.3	-2.6	0.3	-1.0	0.3	-1.5	-0.7	0.3	1.3	-0.2	0.1	6.6	-0.1
-3.6	-3.3	2.3	0.3	0.6	-0.7	0.1	-0.2	1.2	1.3	1.0	2.4	-2.8
2.8	-3.5	-0.5	-1.2	-2.1	-2.2	-1.6	-0.5	2.5	-1.8	0.4	11.4	0.6
0.2	-1.4	-0.5	-1.7	1.9	-1.6	-0.7	1.2	0.5	-0.4	-0.8	6.8	1.4
-7.6	-0.1	-2.1	-3.0	3.5	1.6	-3.4	-1.4	2.8	1.2	-0.1	10.3	-7.8
-9.2	0.6	-2.0	-2.7	3.5	2.1	-5.2	-1.9	3.6	1.4	0.5	10.9	-9.3
-2.7	-2.1	-0.6	-5.5	10.0	1.1	0.4	-0.8	-1.5	-1.0	-3.4	8.7	-3.2
-3.5	-1.7	-3.9	-2.2	-2.0	-0.6	2.2	0.4	2.7	2.4	0.1	8.7	-4.5
-7.4	0.9	-0.5	2.6	0.5	-1.6	-1.2	0.3	0.2	1.0	0.1	7.3	-6.8
-10.0	1.1	-3.8	6.4	1.2	-0.9	-2.3	1.4	-0.5	0.9	-1.4	9.8	-10.3
0.6	0.7	5.9	-3.8	1.8	-2.6	-0.2	-2.8	3.2	1.6	0.0	2.0	0.9
-11.6	1.1	2.0	-0.3	0.5	-1.4	2.0	0.3	0.3	1.0	0.9	8.6	-8.0
-2.8	0.6	0.1	1.5	-2.4	-3.0	-1.9	0.2	-0.5	0.9	3.5	4.6	-3.0
-4.5	-1.3	-0.2	-1.4	1.0	0.1	-0.9	-0.1	1.4	0.6	0.2	7.1	-4.6

Jadual **1.4a** : Nilai Jualan Sektor Pembuatan Mengikut Kumpulan  
 Table : Sales Value of Manufacturing Sector by Group

Kod Kumpulan Group code	Keterangan Kumpulan/Tempoh	2023				2024					
		2023	2024	Q1	Q2	Q3	Q4	Q1	Q2	Q3	Q4
101	Pemprosesan dan pengawetan daging	9,315	9,950	2,269	2,393	2,327	2,326	2,401	2,478	2,479	2,592
102	Pemprosesan dan pengawetan ikan, krustasea dan moluska	6,056	6,001	1,450	1,487	1,552	1,568	1,496	1,498	1,492	1,515
	10201 Pengetinan ikan, krustasea dan moluska &	5,670	5,575	1,357	1,392	1,458	1,463	1,391	1,392	1,385	1,406
	10202 Pemprosesan dan pengawetan ikan, krustasea dan moluska Industri lain	386	426	93	94	94	105	105	106	106	109
103	Pemprosesan dan pengawetan buah-buahan dan sayur - sayuran	2,368	2,625	517	600	620	630	640	664	659	662
	10303 Pengetinan nanas &	564	637	113	145	150	156	154	157	159	167
	10304 Pembuatan jem, marmalad dan sajian jeli Industri lain	1,804	1,988	404	455	470	474	486	507	499	496
104	Pembuatan minyak dan lemak daripada sayuran dan haiwan	168,839	186,675	39,293	39,599	42,807	47,140	39,213	43,322	49,828	54,312
	10404 Pembuatan minyak sayuran mentah dan bertapis &	20,650	21,020	4,976	5,227	5,286	5,162	5,065	4,709	5,468	5,779
	10406 Pembuatan sebatian lemak masakan	1,231	1,653	315	271	307	338	369	371	440	473
	10405 Pembuatan minyak kelapa Industri lain	146,958	164,002	34,003	34,101	37,214	41,640	33,779	38,243	43,921	48,060
105	Pembuatan produk tenusu	12,107	11,884	3,056	3,180	2,933	2,938	2,855	2,912	2,983	3,134
	10502 Pembuatan susu pekat, tepung dan sejat Industri lain	11,271	10,781	2,871	2,982	2,707	2,710	2,621	2,641	2,678	2,841
		836	1,104	184	199	226	227	234	272	305	293
106	Pembuatan produk bijian, kanji dan produk berkanji	11,151	12,383	2,757	2,802	2,767	2,824	2,927	3,103	3,150	3,204
	10611 Pengilangan beras	5,367	6,000	1,340	1,388	1,321	1,317	1,382	1,527	1,557	1,532
	10613 Pengilangan tepung Industri lain	5,460	6,038	1,334	1,337	1,366	1,423	1,455	1,485	1,510	1,589
		324	345	83	77	79	84	89	91	83	83
107	Pembuatan produk makanan lain	63,250	71,016	14,981	15,669	15,954	16,646	16,626	17,557	17,918	18,915
	10711 Pembuatan biskut dan cookies	4,043	4,658	839	952	1,060	1,193	1,075	1,127	1,198	1,257
	10712 Pembuatan roti, kek dan produk bakeri lain	13,821	14,929	3,403	3,608	3,495	3,315	3,430	3,628	3,851	4,019
	10713 Pembuatan produk snek	3,309	4,201	698	797	859	955	988	1,091	1,050	1,072
	10721 Pembuatan gula	6,114	7,018	1,271	1,475	1,609	1,759	1,626	1,731	1,778	1,883
	10731 Pembuatan produk koko	3,612	5,556	903	869	887	953	1,109	1,346	1,419	1,682
	10732 Pembuatan coklat dan produk coklat &	13,784	14,718	3,441	3,448	3,365	3,531	3,540	3,720	3,633	3,826
	10733 Pembuatan konfeksi gula	2,437	2,763	569	575	621	672	666	706	668	722
	10793 Pembuatan sos dan bahan perasa	6,636	6,855	1,610	1,582	1,631	1,813	1,680	1,609	1,717	1,848
	10799 Pembuatan produk makanan lain t.t.t.l. Industri lain	9,493	10,319	2,247	2,364	2,427	2,455	2,513	2,598	2,603	2,604
108/10800	Pembuatan makanan haiwan tersedia	19,358	19,231	4,349	4,993	5,139	4,876	4,704	4,944	4,845	4,737
110	Pembuatan minuman ringan	13,055	14,226	3,204	3,131	3,284	3,436	3,399	3,387	3,592	3,849
	11041 Pembuatan minuman ringan	7,141	8,110	1,695	1,676	1,839	1,931	1,885	1,889	2,098	2,238
	11042 Pengeluaran air mineral semulajadi dan minuman lain yang dibotolkan Industri lain	1,400	1,449	334	345	372	349	341	345	373	391
		4,514	4,667	1,174	1,111	1,073	1,156	1,174	1,153	1,120	1,219
120/12000	Pembuatan produk tembakau	4,010	4,345	1,196	996	807	1,010	1,307	1,114	885	1,039
131	Pemintalan, penenunan dan penyiapan tekstil	5,716	5,874	1,481	1,486	1,383	1,365	1,480	1,587	1,423	1,384
	13110 Penyediaan dan pemintalan gentian tekstil &	4,266	4,251	1,147	1,138	1,012	968	1,077	1,152	1,023	999
	13120 Penenunan tekstil	1,413	1,592	324	338	362	389	395	428	392	377
	13132 Pewarnaan, pelunturan, percetakan dan penyiapan akhir benang dan fabrik Industri lain	37	32	11	9	9	8	9	7	8	8
139	Pembuatan tekstil lain	5,688	6,377	1,415	1,380	1,387	1,506	1,637	1,577	1,558	1,605
	13910 Pembuatan fabrik dikait dan dikrusye Industri lain	2,264	2,397	584	569	546	565	617	603	602	576
		3,424	3,980	831	811	841	941	1,020	974	957	1,029
141	Pembuatan pakaian, kecuali pakaian berbulu	9,388	9,634	2,410	2,263	2,276	2,439	2,506	2,312	2,399	2,417
	14102 Pembuatan pakaian Industri lain	8,293	8,329	2,096	2,009	2,029	2,159	2,186	1,999	2,069	2,075
		1,095	1,305	314	254	247	280	321	313	330	342
142 & 143	Pembuatan artikel daripada kulit bulu dan pakaian yang dikait dan dikrusye	485	542	123	111	115	136	149	127	131	134
151 (15110 & 15120)	Penyamakan dan pembersihan kulit, pembuatan bagasi, beg tangan, pelana dan abah-abah pembersihan dan pewarnaan bulu	1,997	2,190	508	439	466	584	541	451	526	672
152	Pembuatan kasut	879	843	215	210	215	240	230	209	196	207
	15201 Pembuatan kasut kulit &	578	579	138	135	143	163	156	138	137	149
	15203 Pembuatan kasut getah Industri lain	301	264	77	75	72	77	74	72	60	59
161/16100	Pengilangan dan pengetaman kayu	6,495	5,999	1,965	1,378	1,458	1,694	1,798	1,307	1,342	1,552

2024												2025												Group Description/Period
Jan.	Feb.	Mar.	Apr.	Mei	Jun	Jul.	Ogo.	Sep.	Okt.	Nov.	Dis.	Jan.	Feb.	Mar.	Apr.	Mei	Jun	Jul.	Ogo.	Sep.	Okt.	Nov.	Dis.	
789	810	803	823	843	811	808	824	847	870	902	820	882	<b>Processing and preserving of meat</b>											
531	474	491	495	506	497	494	495	503	507	503	505	521	<b>Processing and preserving of fish, crustaceans and molluscs</b>											
													Canning of fish, crustaceans and molluscs											
495	439	458	463	470	459	459	458	468	471	466	469	483	Processing, curing and preserving of fish, crustacean and molluscs											
36	35	34	32	37	37	35	37	35	36	37	36	37	Other industry											
221	206	214	218	226	220	222	218	218	229	219	214	218	<b>Processing and preserving of fruits and vegetable</b>											
													Pineapple canning											
52	49	53	51	54	53	53	51	55	58	57	52	47	Manufacture of jams, marmalades and table jellies											
169	156	161	167	173	167	169	167	163	171	162	162	171	Other industry											
15,661	11,973	11,579	13,939	14,540	14,843	15,891	17,241	16,696	18,312	17,874	18,126	17,395	<b>Manufacture of vegetable and animal oils and fats</b>											
													Manufacture of crude and refined vegetable oil											
1,836	1,604	1,625	1,461	1,550	1,698	1,716	1,843	1,908	1,928	1,854	1,997	2,116	Manufacture of compound cooking fats											
120	127	122	108	129	134	152	142	145	150	165	159	155	Manufacture of coconut oil											
13,705	10,243	9,832	12,371	12,861	13,010	14,023	15,256	14,643	16,234	15,856	15,970	15,124	Other industry											
927	932	995	979	998	936	950	1,034	999	1,003	1,096	1,036	1,027	<b>Manufacture of dairy products</b>											
845	856	919	899	902	840	852	933	893	904	997	940	930	Manufacture of condensed, powdered and evaporated milk											
82	76	76	80	96	96	98	101	106	99	98	95	98	Other industry											
981	917	1,029	1,013	1,058	1,032	1,012	1,051	1,086	1,097	1,064	1,043	1,042	<b>Manufacture of grain mill products, starches and starch products</b>											
450	424	509	502	526	500	502	517	539	529	501	502	491	Rice milling											
501	465	490	480	502	502	483	507	520	541	535	512	522	Flour milling											
30	28	31	31	30	30	28	28	27	27	28	28	29	Other industry											
5,573	5,383	5,670	5,714	6,063	5,780	5,775	6,021	6,121	6,327	6,315	6,274	6,390	<b>Manufacture of other food products</b>											
368	334	373	372	378	377	401	394	403	434	411	412	378	Manufacture of biscuits and cookies											
1,173	1,103	1,155	1,203	1,236	1,189	1,221	1,304	1,327	1,320	1,331	1,368	1,454	Manufacture of bread, cakes and other bakery products											
339	300	349	349	384	359	361	345	344	367	352	353	328	Manufacture of snack products											
535	539	552	554	611	566	569	587	622	650	641	592	586	Manufacture of sugar											
370	375	364	386	491	469	445	503	471	564	557	560	552	Manufacture of cocoa products											
													Manufacture of chocolate and chocolate products											
1,143	1,148	1,248	1,232	1,303	1,184	1,170	1,240	1,223	1,252	1,282	1,292	1,343	Manufacture of sugar confectionery											
225	219	222	232	236	238	212	220	236	239	246	237	226	Manufacture of sauces and condiments											
577	555	548	540	544	525	520	572	626	621	628	599	648	Manufacture of other food products n.e.c.											
843	812	858	845	880	872	877	857	869	879	866	859	874	Other industry											
1,538	1,521	1,646	1,632	1,711	1,602	1,645	1,641	1,560	1,572	1,640	1,525	1,579	<b>Manufacture of prepared animal feeds</b>											
1,115	1,091	1,193	1,196	1,113	1,077	1,164	1,234	1,193	1,319	1,263	1,266	1,216	<b>Manufacture of beverages</b>											
628	592	665	680	606	602	690	711	697	794	722	722	667	Manufacture of soft drinks											
109	114	118	120	113	112	124	126	122	130	130	131	130	Production of natural mineral waters and other bottled waters											
379	384	411	396	393	364	350	397	373	395	411	413	418	Other industry											
410	407	490	399	411	305	308	304	274	360	343	336	417	<b>Manufacture of tobacco products</b>											
519	476	485	508	560	519	505	506	412	447	462	475	518	<b>Spinning, weaving and finishing of textiles</b>											
													Preparation and spinning of textile fibres											
375	341	361	379	396	377	368	363	292	324	333	342	385	Weaving of textiles											
141	132	121	126	162	139	134	140	118	119	127	131	130	Dyeing, bleaching, printing and finishing of yarns and fabrics											
3	3	2	2	2	2	3	3	2	3	3	3	3	Other industry											
552	542	544	519	527	531	525	526	508	518	542	545	523	<b>Manufacture of other textiles</b>											
206	205	206	201	200	202	203	212	187	184	197	195	203	Manufacture of knitted and crocheted fabrics											
345	337	338	318	327	329	321	314	321	334	345	350	320	Other industry											
850	785	870	795	789	728	842	778	779	805	812	800	860	<b>Manufacture of wearing apparel, except fur apparel</b>											
748	680	757	698	678	622	726	672	671	701	692	682	743	Manufacture of clothings											
102	105	113	97	110	106	116	106	108	104	120	118	117	Other industry											
49	49	51	45	43	39	44	44	44	46	47	41	47	<b>Manufacture of articles of fur, knitted and crocheted apparel</b>											
182	176	184	156	153	142	151	177	198	218	234	221	214	<b>Tanning and dressing of leather; manufacture of luggage, handbags, saddlery and harness; dressing and dyeing of fur</b>											
82	74	74	71	69	69	66	67	63	65	71	71	69	<b>Manufacture of footwear</b>											
													Manufacture of leather footwear											
56	49	51	46	45	47	45	48	44	46	52	51	50	Manufacture of rubber footwear											
26	25	23	25	24	22	21	20	19	19	20	20	19	Other industry											
606	534	658	547	417	342	356	508	478	526	513	514	542	<b>Sawmilling and planning of wood</b>											

Jadual Table **1.4a** : Nilai Jualan Sektor Pembuatan Mengikut Kumpulan  
: Sales Value of Manufacturing Sector by Group

Kod Kumpulan Group code	Keterangan Kumpulan/Tempoh	2023				2024					
		2023	2024	Q1	Q2	Q3	Q4	Q1	Q2	Q3	Q4
<b>162</b>	<b>Pembuatan produk daripada kayu, gabus, jerami dan bahan jalinan lain</b>	<b>18,113</b>	<b>18,986</b>	<b>5,538</b>	<b>3,598</b>	<b>3,895</b>	<b>5,082</b>	<b>5,611</b>	<b>3,835</b>	<b>4,248</b>	<b>5,293</b>
16211	Pembuatan kepingan venier dan papan lapis	9,198	9,691	2,846	1,779	1,939	2,634	2,923	1,899	2,081	2,787
16212	Pembuatan papan partikel dan papan gentian	5,112	5,421	1,543	1,046	1,110	1,413	1,559	1,095	1,256	1,511
16221	Pertukangan kayu untuk jurubina	2,034	2,123	621	394	449	570	621	423	498	580
	Industri lain	1,769	1,752	527	380	396	465	508	418	412	414
<b>170</b>	<b>Pembuatan kertas dan produk kertas</b>	<b>29,883</b>	<b>30,153</b>	<b>7,561</b>	<b>7,377</b>	<b>7,381</b>	<b>7,564</b>	<b>7,711</b>	<b>7,488</b>	<b>7,466</b>	<b>7,487</b>
17010	Pembuatan pulpa, kertas dan kertas tebal	5,677	5,935	1,471	1,339	1,387	1,479	1,494	1,472	1,493	1,477
17020	Pembuatan kertas gelugur dan kertas tebal dan bekas daripada kertas dan kertas tebal	10,374	9,928	2,688	2,527	2,531	2,629	2,459	2,423	2,567	2,479
17091	Pembuatan sampul surat dan kad surat	375	367	102	95	90	88	87	91	90	98
17092	Pembuatan kertas kegunaan rumah dan pembersih peribadi	6,791	6,352	1,740	1,725	1,689	1,638	1,758	1,630	1,476	1,488
17093	Pembuatan kertas bergam atau pelekat yang berjalur atau bergulung dan label dan kertas dinding	3,906	4,133	941	1,019	963	983	1,098	1,027	933	1,075
	Industri lain	2,760	3,437	618	672	722	748	814	844	908	870
<b>181 &amp; 182</b>	<b>Percetakan, aktiviti perkhidmatan berkaitan percetakan dan penerbitan semula media rakaman</b>	<b>14,526</b>	<b>15,504</b>	<b>3,812</b>	<b>3,452</b>	<b>3,457</b>	<b>3,804</b>	<b>3,948</b>	<b>3,708</b>	<b>3,777</b>	<b>4,071</b>
18110	Percetakan	11,353	12,777	2,899	2,677	2,737	3,041	3,187	3,049	3,148	3,393
18120	Aktiviti perkhidmatan berkaitan percetakan &	3,172	2,727	913	776	720	764	762	658	630	678
	Penerbitan semula media rakaman										
<b>192 (19201 &amp; 19202)</b>	<b>Pembuatan produk petroleum bertapis</b>	<b>224,749</b>	<b>208,646</b>	<b>55,680</b>	<b>56,542</b>	<b>58,478</b>	<b>54,050</b>	<b>48,509</b>	<b>52,490</b>	<b>56,180</b>	<b>51,468</b>
<b>201</b>	<b>Pembuatan kimia asas, baja dan sebatian nitrogen, plastik dan getah sintetik dalam bentuk primer</b>	<b>68,175</b>	<b>68,165</b>	<b>18,784</b>	<b>16,292</b>	<b>16,825</b>	<b>16,274</b>	<b>17,271</b>	<b>16,835</b>	<b>17,504</b>	<b>16,555</b>
20111	Pembuatan gas perindustrian atau perubatan bukan organik dalam bentuk cecair atau mampat	1,706	2,103	529	385	367	424	449	509	549	597
20112 & 20113	Pembuatan kimia organik asas	34,217	35,316	9,870	7,970	8,360	8,018	8,901	8,711	9,040	8,665
20121 & 20129	Pembuatan sebatian bukan organik	4,778	3,504	1,417	1,241	1,108	1,013	910	932	844	819
20131	Pembuatan baja	22,266	21,812	5,553	5,399	5,713	5,600	5,695	5,331	5,678	5,108
	Pembuatan produk campuran nitrogen	5,208	5,430	1,415	1,298	1,276	1,220	1,317	1,353	1,394	1,366
	Pembuatan plastik dalam bentuk primer										
	Industri lain										
<b>202 &amp; 203</b>	<b>Pembuatan produk kimia lain dan serat buatan manusia</b>	<b>44,200</b>	<b>47,093</b>	<b>10,849</b>	<b>10,495</b>	<b>11,343</b>	<b>11,514</b>	<b>12,324</b>	<b>11,473</b>	<b>11,956</b>	<b>11,339</b>
20210	Pembuatan racun perosak dan produk agrokimia lain	5,078	4,650	1,246	1,209	1,327	1,295	1,297	1,177	1,138	1,038
20221	Pembuatan cat, varnis dan penyadur dan mastik	13,718	15,830	3,126	3,314	3,611	3,668	4,315	3,918	3,891	3,706
20222	Pembuatan dakwat cetak	1,107	1,190	293	281	276	257	314	296	302	277
20231 & 20232	Pembuatan sabun dan bahan pencuci, penyediaan membersihkan dan mengilat	15,295	15,406	3,845	3,646	3,965	3,838	4,062	3,723	4,085	3,536
20291 & 20292	Pembuatan plat fotografi, filem, sensitized paper dan other sensitized unexposed materials	8,240	9,305	2,128	1,885	1,992	2,235	2,152	2,210	2,350	2,593
20292 & 20299	Pembuatan dakwat menulis dan melukis										
	Pembuatan produk kimia lain t.t.t.l.										
	Industri lain	762	711	210	161	171	221	184	148	190	190
<b>210</b>	<b>Pembuatan produk farmaseutikal, kimia perubatan dan botani</b>	<b>10,708</b>	<b>11,312</b>	<b>2,702</b>	<b>2,629</b>	<b>2,714</b>	<b>2,663</b>	<b>2,848</b>	<b>2,807</b>	<b>2,885</b>	<b>2,772</b>
21001	Pembuatan bahan aktif ubat-ubatan untuk digunakan oleh bidang farmakologi dalam pembuatan ubat-ubatan	8,789	9,124	2,218	2,186	2,206	2,180	2,324	2,332	2,291	2,177
	Industri lain	1,919	2,188	484	443	508	484	524	474	595	595
<b>221</b>	<b>Pembuatan produk getah</b>	<b>59,737</b>	<b>64,337</b>	<b>14,721</b>	<b>16,387</b>	<b>14,416</b>	<b>14,213</b>	<b>15,366</b>	<b>17,305</b>	<b>15,928</b>	<b>15,738</b>
22111	Pembuatan tayar getah untuk kenderaan	2,600	2,256	747	694	620	540	512	605	569	570
22112	Pembuatan bunga tayar yang boleh ditukar ganti dan tayar celup	867	931	210	213	216	228	220	226	244	241
22191 & 22193	Pembuatan produk lain daripada getah asli atau sintetik, tidak divulkan, divulkan atau dikeraskan	6,074	6,794	1,504	1,475	1,448	1,647	1,609	1,652	1,741	1,793
22192	Pengilangan semula getah dan prosesan susu getah										
22192	Pembuatan sarung tangan getah	44,199	47,905	10,824	12,555	10,591	10,229	11,433	13,203	11,702	11,565
22199	Pembuatan produk getah lain yang t.t.t.l.	5,997	6,451	1,436	1,449	1,541	1,570	1,591	1,619	1,672	1,569
<b>222</b>	<b>Pembuatan produk plastik</b>	<b>61,440</b>	<b>64,780</b>	<b>14,170</b>	<b>15,832</b>	<b>15,778</b>	<b>15,660</b>	<b>14,931</b>	<b>16,804</b>	<b>16,601</b>	<b>16,444</b>
22201 & 22202	Pembuatan produk plastik separa siap	15,859	15,708	3,823	4,204	3,996	3,836	3,724	4,109	3,903	3,972
22202	Pembuatan produk plastik siap										
22203	Pembuatan artikel plastik untuk pembungkusan barangan	21,068	22,842	4,817	5,424	5,431	5,395	5,141	6,051	5,990	5,661
22204	Pembuatan barangan plastik jurubina	3,053	3,381	622	760	839	832	768	812	894	907
22205	Pembuatan pinggan mangkuk, peralatan dapur dan barangan tandas daripada plastik	7,594	7,593	1,718	2,136	1,970	1,770	1,683	1,994	2,029	1,886
22209	Pembuatan pelbagai produk plastik t.t.t.l.	13,866	15,257	3,190	3,308	3,542	3,826	3,616	3,839	3,784	4,017
<b>231 (23101 &amp; 23102 &amp; 23109)</b>	<b>Pembuatan kaca dan produk kaca</b>	<b>5,230</b>	<b>5,376</b>	<b>1,412</b>	<b>1,304</b>	<b>1,212</b>	<b>1,303</b>	<b>1,477</b>	<b>1,352</b>	<b>1,286</b>	<b>1,260</b>

2024												2025												Group Description/Period
Jan.	Feb.	Mac	Apr.	Mei	Jun	Jul.	Ogo.	Sep.	Okt.	Nov.	Dis.	Jan.	Feb.	Mac	Apr.	Mei	Jun	Jul.	Ogo.	Sep.	Okt.	Nov.	Dis.	
1,876	1,757	1,978	1,550	1,221	1,064	1,122	1,467	1,659	1,793	1,759	1,741	1,916	<b>Manufacture of products of wood, cork, straw and plaiting materials</b>											
969	930	1,025	786	605	507	515	715	852	949	928	910	1,055	Manufacture of veneer sheets and plywood											
531	470	558	436	352	306	337	428	491	511	505	495	512	Manufacture of particle board and fibreboard											
201	201	219	168	133	123	138	185	175	194	191	195	211	Manufacture of builders' carpentry											
175	157	176	160	130	127	133	139	141	138	135	141	139	Other industry											
2,579	2,537	2,595	2,612	2,456	2,420	2,513	2,508	2,445	2,428	2,551	2,509	2,530	<b>Manufacture of paper and paper products</b>											
507	519	469	479	491	502	520	499	474	467	509	501	514	Manufacture of pulp, paper and paperboard											
863	762	834	832	783	809	876	866	825	807	852	820	789	Manufacture of corrugated paper and paperboard and containers of paper and paperboard											
30	28	29	33	30	29	27	31	32	33	33	32	33	Manufacture of envelopes and letter-card											
555	574	628	612	549	470	480	494	502	490	507	490	537	Manufacture of household and personal hygiene paper											
352	388	358	390	315	322	294	318	321	340	361	375	347	Manufacture of gummed or adhesive paper in strips or rolls and labels and wall paper											
272	266	276	268	288	289	316	301	291	290	289	291	310	Other industry											
1,321	1,316	1,310	1,279	1,199	1,229	1,296	1,234	1,247	1,228	1,440	1,403	1,410	<b>Printing, service activities related to printing and reproduction of recorded media</b>											
1,059	1,056	1,071	1,046	983	1,020	1,074	1,019	1,054	1,034	1,192	1,167	1,185	Printing											
262	260	239	233	217	208	222	215	193	195	247	236	225	Service activities related to printing											
													Reproduction of recorded media											
17,176	15,204	16,129	17,118	16,001	19,370	19,483	18,780	17,917	18,536	17,782	15,150	16,807	<b>Manufacture of refined petroleum products</b>											
5,877	5,607	5,788	5,805	5,590	5,440	5,788	6,176	5,540	5,172	5,495	5,888	6,506	<b>Manufacture of basic chemicals, fertilizer and nitrogen compounds, plastics and synthetic rubber in primary forms</b>											
144	143	162	169	172	168	188	180	182	167	208	223	211	Manufacture of liquefied or compressed inorganic industrial or medical gases											
3,011	2,939	2,950	3,166	2,908	2,637	2,954	3,202	2,883	2,589	2,899	3,177	3,647	Manufacture of basic organic chemicals											
290	272	348	309	307	316	294	291	258	262	277	280	300	Manufacture of inorganic compounds											
1,962	1,829	1,903	1,714	1,749	1,868	1,873	2,037	1,768	1,702	1,657	1,749	1,834	Manufacture of fertilizers											
470	423	424	447	454	451	480	465	449	451	455	460	515	Manufacture of associated nitrogen products											
4,446	3,772	4,106	3,788	3,860	3,825	3,922	4,065	3,969	3,819	3,840	3,681	3,922	<b>Manufacture of other chemical products and man-made fibres</b>											
448	436	413	388	389	400	388	373	377	367	335	336	358	Manufacture of pesticides and other agrochemical products											
1,515	1,285	1,514	1,328	1,322	1,268	1,291	1,321	1,280	1,262	1,304	1,140	1,239	Manufacture of paints, varnishes and similar coatings ink and mastics											
110	98	107	107	100	89	107	104	91	92	94	92	95	Manufacture of printing ink											
1,539	1,231	1,292	1,199	1,246	1,278	1,334	1,455	1,296	1,195	1,179	1,162	1,300	Manufacture of soap and detergents, cleaning and polishing preparations											
768	663	721	720	752	738	744	754	852	841	868	884	864	Manufacture of perfumes and toilet preparations											
65	59	59	46	51	52	59	58	73	63	60	67	65	Manufacture of photographic plates, films, sensitized paper and other sensitized unexposed materials											
904	942	1,001	965	846	996	962	954	970	949	912	911	935	Manufacture of writing and drawing ink											
730	768	826	814	698	820	782	740	769	740	726	710	756	Manufacture of other chemical products n.e.c.											
174	175	175	151	148	176	180	214	201	208	186	201	179	Other industry											
4,890	4,468	6,007	6,041	5,728	5,536	5,605	5,109	5,214	5,520	5,163	5,056	5,327	<b>Manufacture of pharmaceuticals, medicinal chemical and botanical products</b>											
177	165	171	185	215	204	198	188	183	204	187	179	189	Manufacture of medicinal active substances to be used for their pharmacological properties in the manufacture of medicaments											
75	68	77	72	77	77	82	81	81	82	80	79	82	Other industry											
552	492	564	560	559	533	598	580	563	577	604	612	528	<b>Manufacture of rubber products</b>											
3,527	3,248	4,658	4,696	4,352	4,155	4,164	3,711	3,828	4,123	3,773	3,669	3,979	Manufacture of rubber tyres for vehicles											
559	495	537	529	525	566	562	549	560	534	518	517	549	Manufacture of interchangeable tyre treads and retreading rubber tyres											
4,937	4,742	5,252	5,749	5,823	5,232	5,602	5,532	5,467	5,540	5,607	5,297	5,036	Manufacture of other products of natural or synthetic rubber, unvulcanized, vulcanized or hardened											
1,234	1,161	1,329	1,375	1,420	1,314	1,339	1,285	1,279	1,330	1,356	1,286	1,265	Rubber remilling and latex processing											
1,680	1,657	1,804	2,039	2,125	1,887	2,043	1,976	1,971	1,952	1,915	1,794	1,700	Manufacture of rubber gloves											
248	241	279	271	281	261	301	293	300	304	320	283	270	Manufacture of other rubber products n.e.c.											
564	527	592	692	664	637	698	683	648	675	619	592	575	Manufacture of semi-manufactures of plastic products											
1,212	1,156	1,248	1,372	1,333	1,133	1,221	1,295	1,269	1,278	1,397	1,343	1,226	Manufacture of finished plastic products											
506	486	485	469	453	430	477	422	387	388	425	447	456	Manufacture of plastic articles for the packing of goods											
													Manufacture of builders' plastics ware											
													Manufacture of plastic tableware, kitchenware and toilet articles											
													Manufacture of diverse plastic products n.e.c.											
													<b>Manufacture of glass and glass products</b>											

Jadual **1.4a** : Nilai Jualan Sektor Pembuatan Mengikut Kumpulan  
 Table : Sales Value of Manufacturing Sector by Group

Kod Kumpulan Group code	Keterangan Kumpulan/Tempoh			2023				2024			
		2023	2024	Q1	Q2	Q3	Q4	Q1	Q2	Q3	Q4
<b>239</b>	<b>Pembuatan pengeluaran galian bukan logam t.t.t.l.</b>	<b>47,547</b>	<b>50,695</b>	<b>12,693</b>	<b>11,322</b>	<b>11,373</b>	<b>12,159</b>	<b>13,691</b>	<b>12,279</b>	<b>12,206</b>	<b>12,519</b>
23911	Pembuatan mortar refraktori dan konkrit &										
23921	Pembuatan seramik bukan refraktori	2,458	2,541	629	588	602	639	661	588	612	681
23930	Pembuatan produk porselin dan seramik lain	1,012	948	262	243	246	261	226	240	250	231
23941	Pembuatan simen hidraulik	12,283	12,553	3,383	2,970	2,873	3,057	3,473	3,086	2,932	3,061
23951	Pembuatan konkrit dan mortar siap bancuh dan bancuhan kering	8,934	9,272	2,404	2,138	2,148	2,243	2,529	2,229	2,263	2,250
23952	Pembuatan konkrit pratuangan, simen atau artikel batu buatan yang digunakan dalam pembinaan;										
23953	& Pembuatan komponen struktur pasang siap untuk bangunan atau kejuruteraan awam dari simen, batu atau konkrit buatan	16,587	18,738	4,325	3,901	4,011	4,349	5,066	4,501	4,505	4,666
23959	Pembuatan artikel konkrit, simen dan plaster lain t.t.t.l.										
23990	Pembuatan produk mineral bukan logam lain t.t.t.l.	4,620	5,094	1,242	1,062	1,102	1,214	1,331	1,273	1,262	1,228
	Industri lain	1,653	1,551	449	419	391	395	405	362	382	401
<b>241</b> ( <b>24101 &amp; 24102 &amp; 24103 &amp; 24104 &amp; 24109</b> )	<b>Pembuatan besi dan keluli asas</b>	<b>30,976</b>	<b>33,154</b>	<b>8,308</b>	<b>6,719</b>	<b>7,201</b>	<b>8,748</b>	<b>8,906</b>	<b>7,470</b>	<b>7,760</b>	<b>9,017</b>
<b>242</b> ( <b>24201 &amp; 24202 &amp; 24209</b> )	<b>Pembuatan logam asas berharga dan logam bukan ferus lain</b>	<b>24,813</b>	<b>25,895</b>	<b>6,819</b>	<b>5,533</b>	<b>5,476</b>	<b>6,986</b>	<b>6,795</b>	<b>6,075</b>	<b>5,910</b>	<b>7,116</b>
<b>243</b>	<b>Pengacuan logam</b>	<b>667</b>	<b>740</b>	<b>157</b>	<b>166</b>	<b>168</b>	<b>177</b>	<b>188</b>	<b>187</b>	<b>180</b>	<b>184</b>
<b>251 &amp; 252</b>	<b>Pembuatan produk struktur logam, tangki, takungan, penjana wap, senjata dan peluru</b>	<b>32,069</b>	<b>33,584</b>	<b>8,155</b>	<b>8,090</b>	<b>7,579</b>	<b>8,244</b>	<b>9,084</b>	<b>8,805</b>	<b>7,623</b>	<b>8,072</b>
25113	Pembuatan pintu, tingkap dan bingkai, penutup tingkap dan pintu pagar daripada logam	22,561	24,100	5,823	5,770	5,266	5,702	6,415	6,222	5,519	5,944
25119	Pembuatan produk struktur logam lain										
25120	Pembuatan tangki, takungan dan kontena daripada logam	8,681	8,806	2,106	2,113	2,113	2,349	2,478	2,415	1,944	1,969
	Industri lain	827	678	226	207	200	193	191	168	160	159
<b>259</b>	<b>Pembuatan lain-lain produk yang direka daripada logam; aktiviti perkhidmatan kerja logam</b>	<b>38,167</b>	<b>43,615</b>	<b>9,607</b>	<b>9,275</b>	<b>9,153</b>	<b>10,132</b>	<b>10,928</b>	<b>10,898</b>	<b>10,576</b>	<b>11,214</b>
25910	Tempaan, tekanan, hentakan dan bentuk gelekkan logam; serbuk metalurgi	5,470	5,651	1,347	1,350	1,370	1,404	1,385	1,393	1,417	1,456
25920	Rawatan dan penyalutan logam; menggunakan mesin	4,010	6,105	1,117	942	881	1,070	1,379	1,564	1,493	1,670
25991	Pembuatan tin untuk produk makanan dan minuman, tiub dan kotak boleh dilipat	6,221	6,816	1,467	1,461	1,563	1,730	1,848	1,713	1,562	1,692
25992	Pembuatan kabel, plaited bands (jalur/pita berpintal) dan artikel seumpamanya daripada logam										
25993	Pembuatan bolt, skru, nat dan produk uliran seumpamanya	11,949	13,533	3,078	2,970	2,814	3,086	3,469	3,465	3,231	3,368
25994	Pembuatan barangan rumah daripada logam	294	320	73	72	73	76	81	81	77	81
25999	Pembuatan produk lain yang direka daripada logam t.t.t.l.	8,930	9,621	2,217	2,176	2,125	2,412	2,402	2,304	2,388	2,527
	Industri lain	1,293	1,569	308	305	327	353	364	377	408	420
<b>261</b>	<b>Pembuatan komponen dan papan elektronik</b>	<b>354,760</b>	<b>366,336</b>	<b>91,403</b>	<b>86,283</b>	<b>92,043</b>	<b>85,031</b>	<b>89,828</b>	<b>89,022</b>	<b>97,267</b>	<b>90,219</b>
26101	Pembuatan diod, transistor dan alatan semikonduktor yang seumpamanya										
26102	Pembuatan litar elektronik bersepadu dengan pemasangan mikro	200,443	209,293	51,831	47,614	53,011	47,987	50,810	50,653	56,597	51,233
26103	Pembuatan kapasitor dan perintang elektrik										
26104	Pembuatan papan litar bercetak	139,308	134,111	36,755	35,195	34,826	32,532	33,996	33,235	34,542	32,338
26105	Pembuatan komponen paparan										
26109	Pembuatan komponen lain untuk aplikasi elektronik	15,010	22,932	2,817	3,475	4,205	4,513	5,021	5,134	6,128	6,648
<b>262</b> ( <b>26201 &amp; 26202</b> )	<b>Pembuatan komputer dan kelengkapan peranti</b>	<b>51,617</b>	<b>64,509</b>	<b>12,823</b>	<b>14,482</b>	<b>11,940</b>	<b>12,372</b>	<b>15,321</b>	<b>19,073</b>	<b>15,864</b>	<b>14,252</b>
<b>263/26300</b>	<b>Pembuatan peralatan komunikasi</b>	<b>20,566</b>	<b>25,357</b>	<b>4,038</b>	<b>5,251</b>	<b>6,011</b>	<b>5,266</b>	<b>5,349</b>	<b>6,578</b>	<b>7,140</b>	<b>6,288</b>
<b>264/26400</b>	<b>Pembuatan peralatan elektronik pengguna</b>	<b>42,208</b>	<b>42,272</b>	<b>9,986</b>	<b>9,727</b>	<b>11,729</b>	<b>10,766</b>	<b>9,668</b>	<b>10,287</b>	<b>12,041</b>	<b>10,276</b>
<b>265</b>	<b>Pembuatan kelengkapan mengukur, menguji, memandu arah dan kawalan; jam tangan dan jam</b>	<b>18,911</b>	<b>23,232</b>	<b>4,552</b>	<b>3,959</b>	<b>4,897</b>	<b>5,503</b>	<b>5,135</b>	<b>5,077</b>	<b>6,228</b>	<b>6,791</b>
26511	Pembuatan kelengkapan mengukur, menguji, memandu arah dan kawalan	16,835	21,229	4,103	3,521	4,315	4,895	4,648	4,640	5,712	6,229
26512	Pembuatan kelengkapan kawalan proses perindustrian										
26520	Pembuatan jam tangan dan jam dan bahagiannya	2,076	2,003	448	438	582	608	487	437	517	562
<b>266/26600</b>	<b>Pembuatan peralatan penyinaran, perubatan elektro dan elektroterapeutik</b>	<b>5,382</b>	<b>5,746</b>	<b>1,273</b>	<b>1,203</b>	<b>1,334</b>	<b>1,572</b>	<b>1,598</b>	<b>1,321</b>	<b>1,337</b>	<b>1,491</b>

2024												2025		Group Description/Period
Jan.	Feb.	Mac	Apr.	Mei	Jun	Jul.	Ogo.	Sep.	Okt.	Nov.	Dis.	Jan.		
4,634	4,383	4,673	4,335	3,982	3,963	4,105	4,101	4,001	3,884	4,238	4,396	4,737	<b>Manufacture of non-metallic mineral products n.e.c.</b>	
													<i>Manufacture of refractory mortars and concretes</i>	
229	213	219	200	198	190	193	208	211	212	227	241	238	<i>Manufacture of non-refractory ceramic</i>	
79	76	72	79	80	82	88	84	78	77	79	75	68	<i>Manufacture of other porcelain and ceramic products</i>	
1,139	1,114	1,219	1,119	985	982	996	981	955	955	1,035	1,072	1,153	<i>Manufacture of hydraulic cement</i>	
853	809	867	793	718	718	750	772	742	713	754	783	867	<i>Manufacture of ready-mix and dry-mix concrete and mortars</i>	
													<i>Manufacture of precast concrete, cement or artificial stone articles for use in construction</i>	
1,769	1,602	1,695	1,600	1,430	1,471	1,502	1,509	1,494	1,414	1,583	1,669	1,857	<i>Manufacture of prefabricated structural components for building or civil engineering of cement, concrete or artificial stone</i>	
													<i>Manufacture of other articles of concrete, cement and plaster n.e.c.</i>	
424	432	475	414	451	408	443	423	395	385	426	418	419	<i>Manufacture of other non-metallic mineral products n.e.c.</i>	
141	139	126	129	121	112	133	124	125	128	134	139	135	<i>Other industry</i>	
<b>2,810</b>	<b>2,959</b>	<b>3,136</b>	<b>2,799</b>	<b>2,413</b>	<b>2,259</b>	<b>2,193</b>	<b>2,519</b>	<b>3,049</b>	<b>3,090</b>	<b>3,043</b>	<b>2,885</b>	<b>2,824</b>	<b>Manufacture of basic iron and steel</b>	
<b>2,265</b>	<b>2,183</b>	<b>2,346</b>	<b>2,356</b>	<b>1,991</b>	<b>1,728</b>	<b>1,654</b>	<b>1,933</b>	<b>2,323</b>	<b>2,272</b>	<b>2,409</b>	<b>2,435</b>	<b>2,352</b>	<b>Manufacture of basic precious and other non-ferrous metals</b>	
<b>65</b>	<b>60</b>	<b>64</b>	<b>70</b>	<b>61</b>	<b>56</b>	<b>53</b>	<b>62</b>	<b>66</b>	<b>64</b>	<b>61</b>	<b>59</b>	<b>61</b>	<b>Casting of metals</b>	
<b>3,111</b>	<b>2,958</b>	<b>3,015</b>	<b>3,050</b>	<b>2,811</b>	<b>2,944</b>	<b>2,518</b>	<b>2,568</b>	<b>2,536</b>	<b>2,503</b>	<b>2,624</b>	<b>2,945</b>	<b>3,031</b>	<b>Manufacture of structural metal products, tanks, reservoirs , steam generators , weapons and ammunition</b>	
													<i>Manufacture of metal doors, windows and their frames, shutters and gates</i>	
2,219	2,105	2,092	2,142	2,017	2,063	1,791	1,847	1,881	1,823	1,913	2,208	2,236	<i>Manufacture of other structural metal products</i>	
825	791	862	851	738	827	673	668	603	628	657	684	742	<i>Manufacture of tanks, reservoirs and containers of metal</i>	
67	62	62	58	57	54	55	53	52	52	53	54	53	<i>Other industry</i>	
<b>3,690</b>	<b>3,413</b>	<b>3,825</b>	<b>3,888</b>	<b>3,477</b>	<b>3,533</b>	<b>3,482</b>	<b>3,566</b>	<b>3,529</b>	<b>3,641</b>	<b>3,632</b>	<b>3,941</b>	<b>3,979</b>	<b>Manufacture of other fabricated metal products; metal working service activities</b>	
													<i>Forging, pressing, stamping and roll-forming of metal; powder metallurgy</i>	
471	450	464	477	454	462	469	487	461	487	481	488	484	<i>Treatment and coating of metals; machining</i>	
428	416	534	527	478	558	472	498	523	541	542	587	619	<i>Manufacture of tins and cans for food products, collapsible tubes and boxes</i>	
641	573	633	631	556	527	505	526	531	552	531	609	600	<i>Manufacture of metal cable, plaited bands and similar articles</i>	
1,142	1,119	1,208	1,219	1,132	1,115	1,071	1,113	1,047	1,077	1,097	1,194	1,244	<i>Manufacture of bolts, screws, nuts and similar threaded products</i>	
28	28	26	27	26	28	25	26	26	26	27	27	27	<i>Manufacture of metal household articles</i>	
862	706	834	877	709	718	803	778	807	821	808	898	877	<i>Manufacture of any other fabricated metal products n.e.c.</i>	
117	121	125	131	121	125	137	138	134	137	146	138	129	<i>Other industry</i>	
<b>25,596</b>	<b>29,355</b>	<b>34,876</b>	<b>26,838</b>	<b>30,066</b>	<b>32,119</b>	<b>29,266</b>	<b>32,618</b>	<b>35,383</b>	<b>30,095</b>	<b>30,662</b>	<b>29,461</b>	<b>27,695</b>	<b>Manufacture of electronic components and boards</b>	
													<i>Manufacture of diodes, transistors and similar semiconductor devices</i>	
14,200	16,257	20,354	14,983	16,939	18,731	17,244	19,142	20,210	17,208	16,984	17,041	15,266	<i>Manufacture of electronic integrated circuits micro assemblies</i>	
													<i>Manufacture of electrical capacitors and resistors</i>	
9,728	11,457	12,810	10,429	11,259	11,547	10,256	11,576	12,711	10,580	11,534	10,224	10,458	<i>Manufacture of printed circuit boards</i>	
													<i>Manufacture of display components</i>	
1,668	1,641	1,713	1,426	1,867	1,841	1,766	1,900	2,462	2,308	2,144	2,196	1,970	<i>Manufacture of other components for electronic applications</i>	
<b>4,767</b>	<b>5,333</b>	<b>5,220</b>	<b>7,048</b>	<b>5,952</b>	<b>6,073</b>	<b>6,122</b>	<b>6,031</b>	<b>3,711</b>	<b>4,938</b>	<b>4,349</b>	<b>4,965</b>	<b>5,438</b>	<b>Manufacture of computers and peripheral equipment</b>	
<b>1,691</b>	<b>1,717</b>	<b>1,940</b>	<b>1,719</b>	<b>2,415</b>	<b>2,444</b>	<b>2,220</b>	<b>2,445</b>	<b>2,475</b>	<b>1,982</b>	<b>2,188</b>	<b>2,118</b>	<b>1,866</b>	<b>Manufacture of communication equipment</b>	
<b>3,075</b>	<b>3,155</b>	<b>3,439</b>	<b>2,871</b>	<b>3,588</b>	<b>3,827</b>	<b>3,945</b>	<b>4,142</b>	<b>3,954</b>	<b>3,668</b>	<b>3,415</b>	<b>3,193</b>	<b>2,627</b>	<b>Manufacture of consumer electronics</b>	
<b>1,730</b>	<b>1,610</b>	<b>1,795</b>	<b>1,454</b>	<b>1,758</b>	<b>1,865</b>	<b>1,846</b>	<b>2,103</b>	<b>2,279</b>	<b>2,259</b>	<b>2,283</b>	<b>2,249</b>	<b>2,145</b>	<b>Manufacture of measuring, testing, navigating and control equipment; watches and clocks</b>	
													<i>Manufacture of measuring, testing, navigating and control equipment</i>	
1,559	1,456	1,632	1,315	1,608	1,716	1,680	1,925	2,107	2,080	2,088	2,061	1,938	<i>Manufacture of industrial process control equipment</i>	
171	153	163	138	150	149	166	179	172	179	195	188	207	<i>Manufacture of watches and clocks and parts</i>	
<b>590</b>	<b>480</b>	<b>528</b>	<b>442</b>	<b>484</b>	<b>396</b>	<b>412</b>	<b>476</b>	<b>449</b>	<b>473</b>	<b>514</b>	<b>504</b>	<b>565</b>	<b>Manufacture of irradiation, electromedical and electrotherapeutic equipment</b>	

Jadual Table **1.4a** : Nilai Jualan Sektor Pembuatan Mengikut Kumpulan : Sales Value of Manufacturing Sector by Group

Kod Kumpulan Group code	Keterangan Kumpulan/Tempoh	2023	2024	2023				2024			
				Q1	Q2	Q3	Q4	Q1	Q2	Q3	Q4
267 ( 26701 & 26702 ) & 268 (26800)	Pembuatan peralatan optikal, kelengkapan fotografi, media magnetik dan optikal	2,794	3,197	623	627	763	781	832	697	762	907
271	Pembuatan motor elektrik, penjana, transformer dan perkakasan pengagihan dan pengawalan elektrik	19,166	19,641	4,201	4,450	5,587	4,928	4,384	4,634	5,461	5,162
	27101 Pembuatan motor elektrik, penjana dan transformer	5,224	5,418	1,169	1,159	1,533	1,362	1,193	1,217	1,569	1,438
	27102 Pembuatan perkakasan pengagihan dan pengawalan elektrik	13,941	14,223	3,032	3,291	4,053	3,565	3,190	3,416	3,892	3,724
272/ 27200	Pembuatan bateri dan akumulator	6,421	7,174	1,571	1,710	1,447	1,692	1,515	1,714	2,143	1,802
273	Pembuatan pendawaian dan peranti pendawaian	9,713	9,542	2,436	2,385	2,490	2,402	2,271	2,349	2,484	2,438
	27310 Pembuatan kabel gentian optikal	450	416	104	120	122	106	108	113	102	92
	27320 Pembuatan wayar dan kabel elektronik dan elektrik lain	8,681	8,501	2,191	2,118	2,216	2,156	2,007	2,068	2,234	2,194
	27330 Pembuatan alatan pendawaian pembawa dan bukan pembawa arus untuk litar elektrik (tanpa mengira jenis bahan)	581	625	141	147	153	141	157	168	148	152
274/ 27400	Pembuatan kelengkapan pencahayaan elektrik	1,789	2,156	402	397	518	472	469	451	622	614
275/ 27500	Pembuatan perkakasan domestik	11,454	11,678	2,824	2,889	3,093	2,648	2,911	2,937	3,126	2,703
279/ 27900	Pembuatan kelengkapan elektrik lain	9,320	8,069	2,148	2,325	2,510	2,338	2,009	1,951	2,091	2,019
281 & 282	Pembuatan jentera kegunaan umum dan kegunaan khas	44,872	46,555	10,815	11,534	10,552	11,971	11,018	11,905	10,866	12,766
	28120 Pembuatan alat-alat kuasa bendalir &	2,670	2,559	598	590	627	855	610	586	602	762
	28130 Pembuatan pam, pemampat, kepala paip dan injap lain										
	28180 & 28180 Pembuatan alatan tangan yang menggunakan kuasa dilengkapkan dengan motor elektrik atau bukan motor elektrik atau pneumatik	10,653	11,986	2,481	2,692	2,535	2,945	2,825	3,135	2,826	3,200
	28220 Pembuatan jentera pembentukan logam dan alatan mesin										
	28192 Pembuatan mesin penyaman udara, termasuk untuk kenderaan bermotor	9,379	10,069	2,366	2,640	1,958	2,416	2,435	2,703	2,210	2,720
	28290 Pembuatan lain-lain mesin bertujuan khas t.t.t.l. Industri lain	8,173 13,996	7,261 14,680	2,170 3,201	2,137 3,474	1,831 3,601	2,035 3,720	1,670 3,478	1,902 3,579	1,634 3,594	2,055 4,030
291 ( 29101 & 29102 )	Pembuatan kenderaan bermotor	49,965	51,272	12,356	9,860	11,663	16,085	14,386	11,911	11,883	13,093
292/ 29200	Pembuatan kerangka (coachwork) untuk kenderaan bermotor; pembuatan treler dan semi treler	8,423	7,567	2,099	2,050	1,944	2,330	1,566	1,655	1,883	2,463
293/ 29300	Pembuatan alat ganti dan aksesori untuk kenderaan bermotor	42,867	45,153	10,188	10,295	11,301	11,083	11,137	10,842	11,905	11,268
301 ( 30110 & 30120 )	Pembinaan kapal dan bot	5,777	5,975	1,622	1,529	1,154	1,472	1,473	1,489	1,223	1,791
302, 303, 304 & 309	Pembuatan lokomotif keretapi, rolling stock, kapal angkasa dan udara, jentera berkaitan, kenderaan tempur ketenteraan, dan kelengkapan pengangkutan t.t.t.l.	10,269	10,390	2,455	2,417	2,480	2,917	2,680	2,565	2,476	2,669
	30910 Pembuatan motosikal	2,722	3,000	600	637	715	770	787	747	718	749
	30920 Pembuatan basikal dan invalid carriages Industri lain	2,327 5,220	2,307 5,083	616 1,239	610 1,170	518 1,247	583 1,564	562 1,331	580 1,238	542 1,217	623 1,297
310	Pembuatan perabot	17,130	18,569	4,729	3,766	3,671	4,964	5,326	4,159	3,926	5,157
	31001 Pembuatan perabot kayu dan rotan Industri lain	8,542 8,588	9,468 9,101	2,416 2,313	1,823 1,943	1,866 1,805	2,437 2,526	2,782 2,544	2,098 2,062	2,006 1,920	2,583 2,575
321 ( 32110 & 32120 )	Pembuatan barang kemas, bijouterie dan artikel berkaitan	5,573	6,665	1,304	1,521	1,286	1,462	1,473	1,786	1,718	1,689
322, 325 & 329	Pembuatan instrumen muzik, peralatan dan bekalan perubatan dan pergigian dan pembuatan lain t.t.t.l.	6,956	6,348	1,594	1,800	1,893	1,669	1,584	1,730	1,554	1,479
	32901 Pembuatan alat tulis Industri lain	1,611 5,345	1,695 4,653	403 1,191	417 1,383	416 1,478	376 1,293	383 1,201	446 1,284	454 1,100	412 1,068
323/ 32300	Pembuatan barangan sukan	244	234	64	67	53	59	67	66	49	52
324/ 32400	Pembuatan permainan dan mainan	542	624	132	168	124	119	124	174	176	151
331 & 332	Pembaikan pemasangan produk logam, jentera, kelengkapan dan pemasangan jentera perindustrian dan kelengkapan	6,163	6,454	1,629	1,386	1,433	1,714	1,706	1,485	1,492	1,770
	33150 Pembaikan dan penyelenggaraan kelengkapan pengangkutan kecuali motosikal dan basikal Industri lain	2,289 3,874	2,623 3,831	591 1,038	502 884	546 887	649 1,065	663 1,044	599 886	611 881	750 1,020
<b>Jumlah Pembuatan</b>		<b>1,804,035</b>	<b>1,886,549</b>	<b>449,424</b>	<b>439,208</b>	<b>453,856</b>	<b>461,548</b>	<b>457,326</b>	<b>464,219</b>	<b>483,215</b>	<b>481,788</b>

2024												2025		Group Description/Period
Jan.	Feb.	Mac	Apr.	Mei	Jun	Jul.	Ogo.	Sep.	Okt.	Nov.	Dis.	Jan.		
281	263	287	239	239	218	246	258	257	308	304	295	301	<i>Manufacture of optical instruments, photographic equipment, magnetic and optical media</i>	
1,545	1,391	1,448	1,536	1,574	1,524	1,715	1,840	1,906	1,859	1,681	1,623	1,547	<i>Manufacture of electric motors, generators, transformers and electricity distribution and control apparatus</i>	
431	379	384	406	409	402	464	542	564	548	454	437	388	<i>Manufacture of electric motors, generators and transformers</i>	
1,114	1,012	1,064	1,129	1,165	1,122	1,252	1,298	1,342	1,311	1,227	1,186	1,159	<i>Manufacture of electricity distribution and control apparatus</i>	
544	483	488	536	591	587	681	692	770	629	605	568	728	<i>Manufacture of batteries and accumulators</i>	
829	728	715	757	836	755	816	822	846	850	813	775	781	<i>Manufacture of wiring and wiring devices</i>	
38	36	34	36	39	37	32	40	30	30	30	32	29	<i>Manufacture of fibre optic cables</i>	
736	641	629	667	737	663	736	731	767	769	731	693	695	<i>Manufacture of other electronic and electric wires and cables</i>	
54	51	51	54	60	55	48	51	49	51	52	50	57	<i>Manufacture of current-carrying and non current-carrying wiring devices for electrical circuits regardless of material</i>	
167	154	148	146	161	144	183	222	218	215	197	202	184	<i>Manufacture of electric lighting equipment</i>	
953	948	1,010	1,007	939	991	1,001	1,111	1,014	927	895	881	926	<i>Manufacture of domestic appliances</i>	
735	619	655	605	663	682	674	709	708	684	632	703	727	<i>Manufacture of other electrical equipment</i>	
3,813	3,584	3,621	4,056	3,960	3,889	3,509	3,667	3,689	3,885	4,398	4,483	4,157	<i>Manufacture of general-purpose and special-purpose machinery</i>	
													<i>Manufacture of fluid power equipment</i>	
230	210	169	189	193	203	181	203	218	216	270	276	221	<i>Manufacture of other pumps, compressors, taps and valves</i>	
													<i>Manufacture of power-driven hand tools with self-contained electric or non-electric motor or pneumatic drives</i>	
961	914	949	1,059	1,028	1,049	950	957	918	956	1,103	1,142	1,070	<i>Manufacture of metal-forming machinery and machine tools</i>	
													<i>Manufacture of air-conditioning machines, including for motor vehicles</i>	
845	796	794	920	931	852	668	790	753	833	922	965	922	<i>Manufacture of other special-purpose machinery n.e.c.</i>	
585	515	570	693	626	584	539	496	599	610	714	731	636	<i>Other industry</i>	
1,191	1,148	1,138	1,195	1,183	1,201	1,171	1,222	1,201	1,270	1,391	1,369	1,308		
5,504	4,540	4,342	4,070	4,531	3,309	4,167	4,314	3,402	4,385	4,351	4,357	3,813	<i>Manufacture of motor vehicles</i>	
523	458	586	520	544	591	648	598	636	799	872	792	848	<i>Manufacture of bodies (coachwork) for motor vehicles; manufacture of trailers and semi-trailers</i>	
3,851	3,720	3,566	3,602	4,082	3,158	4,129	4,102	3,674	3,640	3,903	3,725	3,478	<i>Manufacture of parts and accessories for motor vehicles</i>	
446	458	569	616	459	415	391	381	451	569	618	603	598	<i>Building of ships and boats</i>	
928	830	922	870	843	852	818	821	838	896	919	854	793	<i>Manufacture of railway locomotives, rolling stock, air and spacecraft, related machinery, military fighting vehicles and transport equipment n.e.c</i>	
290	249	248	247	253	247	256	241	220	233	266	250	248	<i>Manufacture of motorcycles</i>	
201	166	195	188	193	199	175	187	180	202	217	203	197	<i>Manufacture of bicycles and invalid carriages</i>	
437	415	479	434	398	406	388	392	437	461	435	401	348	<i>Other industry</i>	
1,794	1,652	1,880	1,523	1,528	1,107	1,168	1,267	1,490	1,644	1,740	1,774	1,818	<i>Manufacture of furniture</i>	
896	868	1,019	783	767	547	590	681	735	798	879	905	942	<i>Manufacture of wooden and cane furniture</i>	
898	784	862	740	762	560	578	587	755	845	860	869	876	<i>Other industry</i>	
531	457	485	581	599	606	552	552	615	546	576	567	621	<i>Manufacture of jewellery, bijouterie and related articles</i>	
531	533	520	579	623	529	516	506	532	479	500	500	505	<i>Manufacture of musical instruments, medical and dental instruments and supplies and other manufacturing n.e.c.</i>	
129	121	133	147	149	150	156	155	143	142	130	139	139	<i>Manufacture of stationery</i>	
402	412	387	431	474	379	360	350	389	338	370	360	366	<i>Other industry</i>	
23	21	23	26	22	17	17	17	16	15	18	19	21	<i>Manufacture of sports goods</i>	
38	38	48	52	65	57	59	60	58	55	50	46	47	<i>Manufacture of games and toys</i>	
548	527	632	610	432	444	426	473	593	584	610	576	574	<i>Repair of fabricated metal products, machinery and equipment and installation of industrial machinery and equipment</i>	
203	200	260	263	168	169	162	191	258	240	264	246	239	<i>Repair and maintenance of transport equipment except motorcycles and bicycles</i>	
345	327	372	347	264	275	264	282	335	344	346	330	335	<i>Other industry</i>	
152,704	146,191	158,431	153,227	154,897	156,094	157,060	163,893	162,262	161,428	161,971	158,389	158,095	<b>Total Manufacturing</b>	

Jadual **1.4b** : Nilai Jualan Sektor Pembuatan Mengikut Kumpulan: Perubahan Peratusan Tahunan  
 Table : Sales Value of Manufacturing Sector by Group: Annual Percentage Change

Kod Kumpulan Group code	Keterangan Kumpulan/Tempoh			2023				2024			
		2023	2024	Q1	Q2	Q3	Q4	Q1	Q2	Q3	Q4
101	Pemprosesan dan pengawetan daging	5.7	-90.5	6.3	9.8	5.2	1.9	5.8	3.5	6.5	11.5
102	Pemprosesan dan pengawetan ikan, krustasea dan moluska	6.0	-0.9	1.0	3.7	10.5	8.9	3.2	0.8	-3.9	-3.4
	10201 Pengetinan ikan, krustasea dan moluska &	5.2	-1.7	0.2	2.4	10.1	8.1	2.6	-0.02	-5.0	-3.9
	10202 Pemprosesan dan pengawetan ikan, krustasea dan moluska Industri lain	19.5	10.3	15.7	25.6	15.8	21.2	12.5	12.6	13.3	3.6
103	Pemprosesan dan pengawetan buah-buahan dan sayur - sayuran	31.0	10.9	16.4	36.0	36.9	34.4	23.7	10.7	6.3	5.0
	10303 Pengetinan nanas &	58.2	12.9	50.0	87.3	50.8	49.5	35.8	8.3	6.4	6.7
	10304 Pembuatan jem, marmalad dan sajian jeli Industri lain	24.3	10.2	9.5	25.1	32.9	30.1	20.3	11.4	6.2	4.5
104	Pembuatan minyak dan lemak daripada sayuran dan haiwan	-11.2	10.6	4.7	-25.4	-13.8	-5.4	-0.2	9.4	16.4	15.2
	10404 Pembuatan minyak sayuran mentah dan bertapis &	0.8	1.8	22.3	-0.2	-11.1	-1.4	1.8	-9.9	3.4	12.0
	10406 Pembuatan sebatian lemak masakan										
	10405 Pembuatan minyak kelapa Industri lain	-19.9	34.3	-15.4	-24.6	-25.2	-14.3	17.3	36.8	43.3	39.9
		-12.6	11.6	2.8	-28.2	-14.1	-5.8	-0.7	12.1	18.0	15.4
105	Pembuatan produk tenusu	-0.1	-1.8	3.9	4.8	-5.1	-3.6	-6.6	-8.4	1.7	6.7
	10502 Pembuatan susu pekat, tepung dan sejat Industri lain	-0.4	-4.3	4.8	4.9	-6.0	-5.0	-8.7	-11.4	-1.1	4.8
		4.0	31.9	-9.2	2.4	7.6	15.5	26.9	36.8	34.9	28.8
106	Pembuatan produk bijian, kanji dan produk berkanji	5.1	11.0	9.6	1.0	6.2	4.0	6.1	10.7	13.8	13.4
	10611 Pengilangan beras	3.2	11.8	12.7	-1.1	1.6	0.7	3.2	10.0	17.9	16.3
	10613 Pengilangan tepung Industri lain	7.6	10.6	6.9	3.6	11.5	8.5	9.1	11.1	10.5	11.6
		-3.7	6.4	6.5	-4.6	-1.6	-13.1	6.7	17.1	3.9	-1.5
107	Pembuatan produk makanan lain	8.3	12.3	6.9	6.7	7.3	12.1	11.0	12.0	12.3	13.6
	10711 Pembuatan biskut dan cookies	23.0	15.2	5.2	12.6	33.0	40.8	28.2	18.4	13.0	5.4
	10712 Pembuatan roti, kek dan produk bakeri lain	10.7	8.0	18.4	10.7	7.4	7.2	0.8	0.6	10.2	21.2
	10713 Pembuatan produk snek	16.9	27.0	0.9	10.2	25.6	30.6	41.5	37.0	22.2	12.3
	10721 Pembuatan gula	17.6	14.8	-7.2	13.6	28.5	37.5	27.9	17.4	10.5	7.1
	10731 Pembuatan produk koko	6.2	53.8	4.6	7.6	4.8	7.8	22.8	54.9	60.0	76.4
	10732 Pembuatan coklat dan produk coklat &	-2.2	6.8	1.7	-4.7	-6.7	1.2	2.9	7.9	8.0	8.4
	10733 Pembuatan konfeksi gula										
	10793 Pembuatan sos dan bahan perasa	7.5	13.4	-3.4	2.5	15.2	16.2	17.0	22.8	7.6	7.5
	10799 Pembuatan produk makanan lain t.t.t.l. Industri lain	5.3	3.3	12.3	5.7	-1.2	5.5	4.3	1.7	5.3	1.9
		11.0	8.7	11.7	14.0	8.4	10.2	11.9	9.9	7.3	6.1
108/10800	Pembuatan makanan haiwan tersedia	17.4	-0.7	20.2	16.2	18.2	15.3	8.2	-1.0	-5.7	-2.9
110	Pembuatan minuman ringan	2.7	9.0	0.2	3.2	1.4	5.8	6.1	8.2	9.4	12.0
	11041 Pembuatan minuman ringan	6.2	13.6	-2.5	7.2	11.4	9.0	11.2	12.7	14.1	15.9
	11042 Pengeluaran air mineral semulajadi dan minuman lain yang dibotolkan Industri lain	3.7	3.5	-3.7	3.3	7.9	7.7	2.0	0.1	0.2	11.9
		-2.8	3.4	5.6	-2.3	-13.6	0.4	-0.1	3.8	4.4	5.5
120/12000	Pembuatan produk tembakau	17.6	8.4	17.4	27.0	18.6	9.0	9.3	11.8	9.6	2.8
131	Pemintalan, penenunan dan penyiapan tekstil	-12.3	2.8	-11.8	-8.8	-12.8	-16.0	-0.1	6.8	2.9	1.4
	13110 Penyediaan dan pemintalan gentian tekstil &	-11.9	-0.3	-8.5	-5.3	-13.6	-20.3	-6.2	1.2	1.1	3.2
	13120 Penenunan tekstil										
	13132 Pewarnaan, pelunturan, percetakan dan penyiapan akhir benang dan fabrik Industri lain	-13.1	12.6	-21.5	-18.1	-9.7	-2.5	21.9	26.6	8.3	-3.2
		-30.1	-13.3	-22.7	-31.3	-32.8	-34.3	-15.2	-24.4	-15.9	5.2
139	Pembuatan tekstil lain	10.8	12.1	10.6	8.5	10.1	14.0	15.7	14.2	12.4	6.5
	13910 Pembuatan fabrik dikait dan dikrusye Industri lain	-1.8	5.9	-0.6	-0.9	-2.4	-3.5	5.6	5.9	10.3	1.8
		21.2	16.2	20.2	16.3	20.0	27.9	22.8	20.1	13.7	9.4
141	Pembuatan pakaian, kecuali pakaian berbulu	5.0	2.6	2.4	6.8	7.2	3.8	4.0	2.2	5.4	-0.9
	14102 Pembuatan pakaian Industri lain	5.7	0.4	2.7	9.0	7.8	3.8	4.3	-0.5	2.0	-3.9
		-0.2	19.2	0.6	-7.6	2.0	4.3	2.3	23.1	33.3	22.1
142 & 143	Pembuatan artikel daripada kulit bulu dan pakaian yang dikait dan dikrusye	18.8	11.8	18.9	19.8	14.5	21.8	21.4	15.1	14.4	-1.9
151 (15110 & 15120)	Penyamakan dan pembersihan kulit, pembuatan bagasi, beg tangan, pelana dan abah-abah pembersihan dan pewarnaan bulu	7.5	9.7	6.4	13.4	5.7	5.8	6.5	2.7	12.9	15.2
152	Pembuatan kasut	12.6	-4.1	6.2	15.9	14.0	14.7	7.1	-0.02	-8.8	-13.4
	15201 Pembuatan kasut kulit &	16.1	0.1	13.3	24.6	11.1	16.5	12.9	2.5	-4.4	-8.8
	15203 Pembuatan kasut getah Industri lain	6.5	-12.1	-4.5	3.1	20.2	11.0	-3.4	-4.6	-17.4	-23.2
161/16100	Pengilangan dan pengetaman kayu	-2.7	-7.6	1.6	3.3	-7.7	-7.2	-8.5	-5.2	-8.0	-8.4

2024												2025												Group Description/Period
Jan.	Feb.	Mar.	Apr.	Mei	Jun	Jul.	Ogo.	Sep.	Okt.	Nov.	Dis.	Jan.	Feb.	Mar.	Apr.	Mei	Jun	Jul.	Ogo.	Sep.	Okt.	Nov.	Dis.	
7.6	4.9	5.0	2.7	5.0	2.9	6.3	5.3	8.0	10.9	13.2	10.1	11.8	<b>Processing and preserving of meat</b>											
3.7	3.6	2.2	6.1	-3.3	0.1	-5.1	-3.7	-2.8	-5.1	-4.4	-0.5	-1.9	<b>Processing and preserving of fish, crustaceans and molluscs</b>											
													Canning of fish, crustaceans and molluscs											
2.8	3.0	1.9	6.1	-4.3	-1.3	-6.6	-5.2	-3.1	-5.8	-5.0	-0.7	-2.4	Processing, curing and preserving of fish, crustacean and molluscs											
18.4	12.4	6.8	5.7	11.3	20.8	19.6	21.0	1.0	5.1	3.2	2.7	4.3	Other industry											
38.0	24.3	11.3	16.1	11.9	4.6	9.0	8.6	1.4	8.0	2.2	5.0	-1.3	<b>Processing and preserving of fruits and vegetable</b>											
													Pineapple canning											
52.3	35.3	23.1	24.4	8.9	-4.3	6.8	6.7	5.9	7.4	6.7	6.1	-9.2	Manufacture of jams, marmalades and table jellies											
34.1	21.2	7.9	13.7	12.9	7.8	9.7	9.2	0.02	8.2	0.7	4.7	1.1	Other industry											
12.7	-8.9	-5.5	8.3	9.0	10.9	23.5	23.3	4.6	13.7	15.0	17.0	11.1	<b>Manufacture of vegetable and animal oils and fats</b>											
													Manufacture of crude and refined vegetable oil											
16.1	-5.0	-4.8	-14.6	-14.9	0.2	2.7	3.5	4.0	7.6	13.8	14.7	15.3	Manufacture of compound cooking fats											
0.8	23.4	31.8	31.4	25.3	60.0	35.5	36.0	27.8	64.0	31.6	29.2	29.2	Manufacture of coconut oil											
12.3	-9.8	-5.9	11.7	12.7	12.1	26.3	26.1	4.5	14.4	14.8	17.1	10.4	Other industry											
-4.9	-6.9	-7.8	-8.4	-8.5	-8.4	-0.1	2.6	2.5	0.6	8.1	11.7	10.8	<b>Manufacture of dairy products</b>											
-6.9	-9.2	-9.9	-10.7	-11.9	-11.7	-3.2	0.1	-0.3	-1.5	6.3	10.1	10.0	Manufacture of condensed, powdered and evaporated milk											
22.6	31.0	27.7	30.1	42.1	37.6	37.2	34.0	33.8	25.2	29.6	31.7	19.2	Other industry											
12.5	-1.5	7.7	8.3	9.1	15.1	13.6	14.5	13.4	15.1	12.7	12.4	6.2	<b>Manufacture of grain mill products, starches and starch products</b>											
12.5	-9.7	8.1	7.1	6.6	17.2	17.4	18.4	17.8	18.2	15.3	15.4	9.1	Rice milling											
13.1	7.1	7.0	8.8	11.4	13.0	10.3	11.0	10.2	13.5	11.2	10.3	4.3	Flour milling											
3.5	3.6	13.4	19.6	15.2	16.6	8.2	9.1	-4.6	-4.3	-1.6	1.5	-4.4	Other industry											
13.3	8.1	11.5	14.8	11.4	10.1	12.1	12.3	12.5	14.4	12.1	14.4	14.7	<b>Manufacture of other food products</b>											
39.0	16.9	29.4	29.5	13.3	13.8	14.1	11.6	13.4	13.0	0.5	3.3	2.8	Manufacture of biscuits and cookies											
2.3	0.8	-0.7	8.5	-2.3	-3.6	3.4	7.6	20.3	18.9	19.8	25.1	24.0	Manufacture of bread, cakes and other bakery products											
55.9	33.1	36.7	38.8	38.5	33.9	36.2	19.1	13.0	19.1	7.5	10.6	-3.3	Manufacture of snack products											
28.2	25.8	29.8	30.5	21.8	3.2	12.3	10.9	8.7	9.8	5.9	5.4	9.5	Manufacture of sugar											
25.4	14.4	29.8	38.0	59.2	67.1	50.1	70.7	59.3	75.9	74.2	79.2	49.2	Manufacture of cocoa products											
													Manufacture of chocolate and chocolate products											
-1.1	1.0	8.7	8.4	7.4	7.8	9.2	9.2	5.5	8.4	6.5	10.3	17.5	Manufacture of sugar confectionery											
27.8	12.7	11.5	14.5	33.1	22.2	11.6	5.8	5.9	7.2	10.5	5.0	0.3	Manufacture of sauces and condiments											
10.7	2.9	-0.2	2.3	-1.3	4.4	4.4	5.6	5.7	1.9	2.3	1.6	12.3	Manufacture of other food products n.e.c.											
16.4	8.6	10.8	11.6	8.2	9.9	10.8	7.3	4.0	6.2	5.7	6.4	3.7	Other industry											
9.9	6.2	8.4	1.0	0.7	-4.6	-3.9	-4.1	-9.1	-9.1	-1.7	3.1	2.7	<b>Manufacture of prepared animal feeds</b>											
6.5	4.6	7.2	7.0	6.2	11.8	9.4	9.9	8.9	7.2	13.1	16.3	9.1	<b>Manufacture of beverages</b>											
16.9	6.6	10.3	12.2	11.7	14.3	9.0	14.9	18.9	15.9	17.2	14.7	6.3	Manufacture of soft drinks											
													Production of natural mineral waters and other bottled waters											
8.2	1.2	-2.5	-1.0	-1.6	3.0	4.8	-0.9	-3.1	5.4	11.5	19.8	19.6	Other industry											
-7.7	2.6	5.3	1.3	0.7	10.6	11.9	5.2	-2.4	-6.4	7.0	18.2	10.6	Other industry											
3.9	16.7	8.3	11.2	9.2	16.3	19.2	6.0	4.2	2.8	1.5	4.3	1.9	<b>Manufacture of tobacco products</b>											
1.7	2.4	-4.2	4.5	9.9	5.9	7.5	5.8	-5.4	0.6	0.9	2.6	-0.1	<b>Spinning, weaving and finishing of textiles</b>											
													Preparation and spinning of textile fibres											
-5.4	-5.5	-7.5	0.9	-0.5	3.4	4.7	3.2	-5.3	4.7	2.5	2.4	2.7	Weaving of textiles											
28.6	30.4	7.7	18.0	48.9	14.1	16.9	14.1	-5.4	-9.2	-3.1	3.0	-7.8	Dyeing, bleaching, printing and finishing of yarns and fabrics											
-27.4	7.1	-21.6	-25.8	-28.0	-18.7	-13.0	-17.0	-17.8	3.6	-1.1	14.4	2.8	Other industry											
16.6	14.5	16.0	12.9	14.9	14.9	15.3	13.7	8.3	5.0	6.2	8.5	-5.2	<b>Manufacture of other textiles</b>											
6.1	4.9	5.8	5.7	5.8	6.2	12.1	15.0	3.6	-1.8	3.0	4.1	-1.8	Manufacture of knitted and crocheted fabrics											
23.9	21.2	23.2	18.0	21.3	20.9	17.3	12.8	11.2	9.1	8.1	11.0	-7.3	Other industry											
6.3	-2.5	8.3	4.5	2.5	-0.7	8.8	4.3	3.0	2.5	-4.0	-1.1	1.2	<b>Manufacture of wearing apparel, except fur apparel</b>											
6.3	-3.3	9.9	3.6	-1.0	-4.2	4.8	0.5	0.6	1.0	-7.4	-5.0	-0.7	Manufacture of clothings											
5.7	3.1	-1.4	11.2	31.5	26.9	42.6	37.1	21.5	14.6	22.0	29.7	14.6	Other industry											
23.4	18.9	22.2	22.9	16.3	6.2	20.1	24.7	1.3	-0.7	-2.0	-3.1	-2.5	<b>Manufacture of articles of fur, knitted and crocheted apparel</b>											
													<b>Tanning and dressing of leather; manufacture of luggage, handbags, saddlery and harness; dressing and dyeing of fur</b>											
6.5	6.6	6.5	3.6	1.2	3.4	7.8	15.1	15.0	14.2	13.2	18.4	17.7	Manufacture of footwear											
11.2	7.6	2.4	-1.9	-0.9	2.9	-4.6	-10.7	-10.7	-16.4	-12.2	-11.7	-16.1	Manufacture of leather footwear											
14.5	12.4	11.8	-0.8	1.6	7.1	-0.8	-4.8	-7.4	-12.3	-6.6	-7.6	-11.1	Manufacture of rubber footwear											
4.7	-0.7	-13.6	-3.9	-5.1	-4.9	-11.9	-22.4	-17.6	-24.9	-24.2	-20.5	-26.8	Other industry											
-2.0	-15.4	-8.1	-2.4	-7.7	-6.5	-6.7	-8.4	-8.5	-9.9	-9.0	-6.0	-10.6	<b>Sawmilling and planning of wood</b>											

Jadual Table **1.4b** : Nilai Jualan Sektor Pembuatan Mengikut Kumpulan: Perubahan Peratusan Tahunan  
 : Sales Value of Manufacturing Sector by Group: Annual Percentage Change

Kod Kumpulan Group code	Keterangan Kumpulan/Tempoh			2023				2024			
		2023	2024	Q1	Q2	Q3	Q4	Q1	Q2	Q3	Q4
<b>162</b>	<b>Pembuatan produk daripada kayu, gabus, jerami dan bahan jalinan lain</b>	<b>-5.8</b>	<b>4.8</b>	<b>-5.7</b>	<b>-4.3</b>	<b>-7.1</b>	<b>-5.9</b>	<b>1.3</b>	<b>6.6</b>	<b>9.1</b>	<b>4.1</b>
16211	Pembuatan kepingan venier dan papan lapis	1.2	5.4	0.9	4.3	1.9	-0.9	2.7	6.8	7.3	5.8
16212	Pembuatan papan partikel dan papan gentian	-13.1	6.0	-12.2	-10.5	-16.5	-13.3	1.0	4.7	13.1	7.0
16221	Pertukangan kayu untuk jurubina	-5.6	4.3	-4.7	-8.5	-4.4	-5.6	-0.1	7.5	11.0	1.8
	Industri lain	-15.5	-0.9	-17.6	-16.4	-19.0	-8.9	-3.7	10.1	4.0	-11.0
<b>170</b>	<b>Pembuatan kertas dan produk kertas</b>	<b>5.7</b>	<b>0.9</b>	<b>11.0</b>	<b>4.8</b>	<b>1.9</b>	<b>5.6</b>	<b>2.0</b>	<b>1.5</b>	<b>1.1</b>	<b>-1.0</b>
17010	Pembuatan pulpa, kertas dan kertas tebal	-3.8	4.6	-1.5	-7.3	-6.0	-0.7	1.5	9.9	7.6	-0.1
17020	Pembuatan kertas gelugur dan kertas tebal dan bekas daripada kertas dan kertas tebal	-3.5	-4.3	7.8	-5.8	-9.7	-5.0	-8.5	-4.1	1.4	-5.7
17091	Pembuatan sampul surat dan kad surat	0.3	-2.1	29.5	10.8	-11.4	-18.3	-14.6	-3.8	-0.03	12.1
17092	Pembuatan kertas kegunaan rumah dan pembersih peribadi	13.2	-6.5	14.2	13.8	13.3	11.4	1.1	-5.5	-12.6	-9.2
17093	Pembuatan kertas bergam atau pelekat yang berjalur atau bergulung dan label dan kertas dinding	19.0	5.8	28.1	22.0	8.5	19.1	16.7	0.8	-3.1	9.4
	Industri lain	41.1	24.5	27.2	41.1	47.9	48.1	31.7	25.7	25.8	16.4
<b>181 &amp; 182</b>	<b>Percetakan, aktiviti perkhidmatan berkaitan percetakan dan penerbitan semula media rakaman</b>	<b>6.0</b>	<b>6.7</b>	<b>7.5</b>	<b>5.5</b>	<b>7.5</b>	<b>3.6</b>	<b>3.6</b>	<b>7.4</b>	<b>9.3</b>	<b>7.0</b>
18110	Percetakan	3.6	12.5	-0.7	1.2	6.2	8.1	9.9	13.9	15.0	11.6
18120 &	Aktiviti perkhidmatan berkaitan percetakan	15.1	-14.0	45.3	23.6	12.7	-11.3	-16.6	-15.2	-12.6	-11.2
18200	Penerbitan semula media rakaman										
<b>192 (19201 &amp; 19202)</b>	<b>Pembuatan produk petroleum bertapis</b>	<b>-10.1</b>	<b>-7.2</b>	<b>21.9</b>	<b>-6.2</b>	<b>-22.7</b>	<b>-20.9</b>	<b>-12.9</b>	<b>-7.2</b>	<b>-3.9</b>	<b>-4.8</b>
<b>201</b>	<b>Pembuatan kimia asas, baja dan sebatian nitrogen, plastik dan getah sintetik dalam bentuk primer</b>	<b>-8.0</b>	<b>-0.01</b>	<b>-6.5</b>	<b>-9.1</b>	<b>-8.3</b>	<b>-8.2</b>	<b>-8.1</b>	<b>3.3</b>	<b>4.0</b>	<b>1.7</b>
20111	Pembuatan gas perindustrian atau perubatan bukan organik dalam bentuk cecair atau mampat	-16.2	23.3	58.8	-28.2	-36.3	-28.1	-15.2	32.3	49.3	40.8
20112 &	Pembuatan kimia organik asas	-11.6	3.2	-7.5	-11.7	-14.6	-13.0	-9.8	9.3	8.1	8.1
20113	Pembuatan sebatian bukan organik										
20121 &	Pembuatan baja	-18.4	-26.7	-15.1	-15.3	-20.1	-24.4	-35.8	-24.9	-23.8	-19.2
20129	Pembuatan produk campuran nitrogen										
20131	Pembuatan plastik dalam bentuk primer	2.1	-2.0	-9.0	-2.9	14.3	8.7	2.6	-1.3	-0.6	-8.8
	Industri lain	-8.2	4.3	8.5	-2.7	-20.0	-15.2	-6.9	4.3	9.2	12.0
<b>202 &amp; 203</b>	<b>Pembuatan produk kimia lain dan serat buatan manusia</b>	<b>17.8</b>	<b>6.5</b>	<b>21.4</b>	<b>20.7</b>	<b>17.6</b>	<b>12.5</b>	<b>13.6</b>	<b>9.3</b>	<b>5.4</b>	<b>-1.5</b>
20210	Pembuatan racun perosak dan produk agrokimia lain	23.6	-8.4	19.0	31.4	42.7	6.9	4.1	-2.6	-14.3	-19.9
20221	Pembuatan cat, varnis dan penyadur dan mastik	34.7	15.4	18.9	34.5	45.6	40.6	38.0	18.2	7.8	1.1
20222	Pembuatan dakwat cetak	-3.6	7.5	-0.8	-4.1	-0.8	-8.8	7.2	5.6	9.5	7.7
20231 &	Pembuatan sabun dan bahan pencuci, penyediaan membersihkan dan mengilap	10.6	0.7	23.0	16.2	3.3	2.9	5.6	2.1	3.0	-7.9
20232	Pembuatan pewangi dan penyediaan dandanan diri										
20291 &	Pembuatan plat fotografi, filem, sensitized paper dan other sensitized unexposed materials										
20292 &	Pembuatan dakwat menulis dan melukis	9.7	12.9	26.0	9.9	4.6	1.6	1.1	17.3	18.0	16.0
20299	Pembuatan produk kimia lain t.t.t.l.										
	Industri lain	4.9	-6.6	38.0	-2.8	-19.2	11.9	-12.4	-7.8	10.9	-14.0
<b>210</b>	<b>Pembuatan produk farmaseutikal, kimia perubatan dan botani</b>	<b>5.2</b>	<b>5.6</b>	<b>12.0</b>	<b>5.1</b>	<b>0.7</b>	<b>3.5</b>	<b>5.4</b>	<b>6.8</b>	<b>6.3</b>	<b>4.1</b>
21001	Pembuatan bahan aktif ubat-ubatan untuk digunakan oleh bidang farmakologi dalam pembuatan ubat-ubatan	4.5	3.8	9.7	4.5	-0.8	5.0	4.8	6.7	3.9	-0.1
	Industri lain	8.5	14.0	24.1	8.4	7.8	-2.9	8.4	7.0	17.0	23.0
<b>221</b>	<b>Pembuatan produk getah</b>	<b>-9.1</b>	<b>7.7</b>	<b>-10.8</b>	<b>-12.6</b>	<b>-8.6</b>	<b>-3.4</b>	<b>4.4</b>	<b>5.6</b>	<b>10.5</b>	<b>10.7</b>
22111	Pembuatan tayar getah untuk kenderaan	-38.1	-13.2	-41.4	-43.2	-35.0	-28.4	-31.4	-12.9	-8.1	5.6
22112	Pembuatan bunga tayar yang boleh ditukar ganti dan tayar celup	27.1	7.4	29.9	26.8	20.7	31.3	4.7	6.3	12.8	5.8
22191 &	Pembuatan produk lain daripada getah asli atau sintetik, tidak divulkan, divulkan atau dikeraskan	-16.9	11.9	-8.6	-26.1	-24.5	-6.1	7.0	12.0	20.2	8.9
22193	Pengilangan semula getah dan prosesan susu getah										
22192	Pembuatan sarung tangan getah	-5.8	8.4	-8.4	-8.3	-3.9	-1.6	5.6	5.2	10.5	13.1
22199	Pembuatan produk getah lain yang t.t.t.l.	-9.5	7.6	-10.6	-13.9	-9.0	-4.4	10.8	11.7	8.5	-0.1
<b>222</b>	<b>Pembuatan produk plastik</b>	<b>-0.6</b>	<b>5.4</b>	<b>-3.3</b>	<b>-1.2</b>	<b>-0.6</b>	<b>2.6</b>	<b>5.4</b>	<b>6.1</b>	<b>5.2</b>	<b>5.0</b>
22201 &	Pembuatan produk plastik separa siap	-5.3	-1.0	-3.2	-7.7	-7.4	-2.2	-2.6	-2.3	-2.3	3.5
22202	Pembuatan produk plastik siap										
22203	Pembuatan artikel plastik untuk pembungkusan barangan	-1.9	8.4	5.4	-1.9	-5.6	-4.1	6.7	11.6	10.3	4.9
22204	Pembuatan barangan plastik jurubina	41.2	10.7	27.9	33.8	45.5	56.4	23.4	6.9	6.5	9.0
22205	Pembuatan pinggan mangkuk, peralatan dapur dan barangan tandas daripada plastik	7.9	-0.02	8.5	19.7	4.8	-1.1	-2.0	-6.7	3.0	6.6
22209	Pembuatan pelbagai produk plastik t.t.t.l.	-3.6	10.0	-21.5	-8.0	5.9	13.0	13.4	16.0	6.9	5.0
<b>231 (23101 &amp; 23102 &amp; 23109)</b>	<b>Pembuatan kaca dan produk kaca</b>	<b>-3.3</b>	<b>2.8</b>	<b>-4.8</b>	<b>-2.1</b>	<b>-4.1</b>	<b>-2.3</b>	<b>4.6</b>	<b>3.7</b>	<b>6.2</b>	<b>-3.3</b>

2024												2025												Group Description/Period
Jan.	Feb.	Mar.	Apr.	Mei	Jun	Jul.	Ogo.	Sep.	Okt.	Nov.	Dis.	Jan.	Feb.	Mar.	Apr.	Mei	Jun	Jul.	Ogo.	Sep.	Okt.	Nov.	Dis.	
0.7	-1.5	4.6	5.7	5.3	9.4	15.6	7.1	6.7	3.8	3.6	5.1	2.1	<b>Manufacture of products of wood, cork, straw and plaiting materials</b>											
1.0	1.4	5.8	6.1	6.3	8.3	11.8	6.4	5.5	4.8	4.7	8.1	8.8	Manufacture of veneer sheets and plywood											
5.0	-5.7	3.4	4.0	2.3	8.6	19.6	10.8	11.1	8.9	8.5	3.6	-3.6	Manufacture of particle board and fibreboard											
-9.0	2.2	7.5	7.7	6.7	7.9	12.8	10.5	10.1	-1.0	-0.9	7.7	4.8	Manufacture of builders' carpentry											
-0.5	-9.1	-1.6	6.4	8.1	17.4	24.9	-3.4	-3.9	-11.5	-11.8	-9.7	-20.9	Other industry											
6.7	1.3	-1.7	1.1	0.8	2.7	6.8	0.5	-3.5	-4.1	0.7	0.4	-1.9	<b>Manufacture of paper and paper products</b>											
1.8	1.2	1.6	4.6	5.2	21.2	24.5	4.3	-3.5	-6.9	4.2	2.4	1.4	Manufacture of pulp, paper and paperboard											
-0.6	-13.2	-11.5	-6.4	-7.4	1.9	8.7	3.2	-6.9	-9.2	-3.1	-4.7	-8.6	Manufacture of corrugated paper and paperboard and of containers of paper and paperboard											
-18.1	-9.2	-15.7	-1.7	-2.0	-7.8	-10.3	4.6	5.6	9.3	16.2	10.9	9.8	Manufacture of envelopes and letter-card											
2.9	1.5	-0.9	-0.7	-3.0	-13.5	-11.2	-15.8	-10.6	-9.2	-9.3	-9.0	-3.3	Manufacture of household and personal hygiene paper											
24.8	25.6	2.2	5.5	5.7	-8.3	-10.0	0.2	0.6	3.9	11.6	12.7	-1.4	Manufacture of gummed or adhesive paper in strips or rolls and labels and wall paper											
40.9	27.3	27.7	22.4	24.9	29.7	35.9	23.3	18.6	19.7	13.2	16.5	13.7	Other industry											
4.7	2.5	3.5	7.6	5.9	8.7	13.4	7.5	7.0	6.7	7.3	7.0	6.7	<b>Printing, service activities related to printing and reproduction of recorded media</b>											
11.7	9.0	9.1	13.3	12.3	16.1	19.5	12.8	12.8	13.6	10.3	11.2	11.9	Printing											
-16.4	-17.4	-15.9	-12.5	-15.8	-17.4	-9.3	-12.1	-16.5	-19.5	-4.9	-9.8	-14.4	Service activities related to printing											
													Reproduction of recorded media											
-21.0	-8.8	-6.7	-5.2	-17.6	1.6	4.8	-7.5	-8.5	-7.0	-4.4	-2.4	-2.1	<b>Manufacture of refined petroleum products</b>											
-5.0	-9.1	-10.0	6.6	1.5	1.9	7.1	3.3	1.8	-2.2	0.4	6.8	10.7	<b>Manufacture of basic chemicals, fertilizer and nitrogen compounds, plastics and synthetic rubber in primary forms</b>											
-27.3	-19.5	5.1	28.2	25.6	44.8	47.0	44.4	57.3	32.9	33.2	56.0	46.8	Manufacture of liquefied or compressed inorganic industrial or medical gases											
													Manufacture of basic organic chemicals											
-7.5	-9.9	-12.0	14.0	11.8	1.8	11.6	6.2	6.9	3.8	6.4	13.5	21.1	Manufacture of inorganic compounds											
													Manufacture of fertilizers											
-40.2	-40.1	-27.1	-27.3	-33.6	-10.5	-15.8	-27.5	-27.6	-26.9	-18.5	-11.1	3.3	Manufacture of associated nitrogen products											
10.6	1.4	-3.6	2.3	-6.7	0.9	0.5	2.5	-5.1	-9.9	-10.7	-5.7	-6.5	Manufacture of plastics in primary forms											
-0.7	-9.6	-10.6	3.1	4.4	5.3	14.6	3.3	10.3	6.9	14.8	14.6	9.6	Other industry											
22.9	9.0	8.9	15.4	7.5	5.6	7.0	5.3	3.9	0.8	0.4	-5.6	-11.8	<b>Manufacture of other chemical products and man-made fibres</b>											
3.2	12.3	-2.5	-1.6	2.8	-8.2	-10.8	-17.4	-14.5	-20.8	-22.5	-16.0	-20.0	Manufacture of pesticides and other agrochemical products											
54.3	30.6	30.5	33.0	14.7	9.0	13.0	5.7	5.1	5.5	9.7	-11.2	-18.2	Manufacture of paints, varnishes and similar coatings ink and mastics											
9.1	1.5	10.9	18.2	5.8	-6.6	10.8	9.4	8.2	19.3	2.6	2.9	-13.4	Manufacture of printing ink											
													Manufacture of soap and detergents, cleaning and polishing preparations											
23.7	-1.0	-4.8	7.1	-1.9	1.8	2.2	5.7	0.9	-4.1	-8.0	-11.3	-15.5	Manufacture of perfumes and toilet preparations											
													Manufacture of photographic plates, films, sensitized paper and other sensitized unexposed materials											
-2.1	-2.7	8.9	16.6	17.0	18.2	18.6	17.7	17.6	13.3	14.6	20.2	12.6	Manufacture of writing and drawing ink											
													Manufacture of other chemical products n.e.c.											
-8.2	-10.5	-18.2	-24.5	-3.7	8.9	-1.2	27.6	10.5	-4.8	-19.3	-16.6	-1.3	Other industry											
3.3	6.5	6.3	7.4	3.0	9.4	8.7	5.4	4.9	1.7	4.6	6.1	3.4	<b>Manufacture of pharmaceuticals, medicinal chemical and botanical products</b>											
													Manufacture of medicinal active substances to be used for their pharmacological properties in the manufacture of medicaments											
1.5	5.9	6.8	7.7	2.4	9.6	9.0	0.4	2.3	-2.1	0.9	1.0	3.6	Other industry											
11.8	9.4	4.2	6.2	6.1	8.4	7.6	27.3	16.1	18.1	22.3	29.3	2.7	Other industry											
7.2	5.1	1.7	6.5	5.2	5.0	10.1	11.6	9.8	12.3	9.1	10.7	8.9	<b>Manufacture of rubber products</b>											
-30.5	-30.9	-32.7	-18.1	-9.9	-10.9	-11.4	-6.2	-6.3	0.5	10.1	7.1	7.1	Manufacture of rubber tyres for vehicles											
23.3	-4.9	-1.1	5.0	5.9	7.8	19.9	16.0	3.7	3.8	5.0	8.8	9.4	Manufacture of interchangeable tyre treads and retreading rubber tyres											
													Manufacture of other products of natural or synthetic rubber, unvulcanized, vulcanized or hardened											
8.4	6.3	6.2	14.2	12.5	9.2	20.6	22.6	17.5	6.5	9.2	10.9	-4.3	Rubber remilling and latex processing											
8.2	7.4	2.6	6.6	4.4	4.3	10.1	11.4	10.1	15.5	10.6	13.0	12.8	Manufacture of rubber gloves											
16.6	9.0	6.8	9.5	11.7	13.9	7.8	9.6	8.1	2.2	-0.6	-1.8	-1.8	Manufacture of other rubber products n.e.c.											
8.8	4.7	3.0	8.3	5.2	4.8	6.0	5.1	4.6	6.3	6.5	2.2	2.0	<b>Manufacture of plastics products</b>											
													Manufacture of semi-manufactures of plastic products											
2.0	-6.4	-3.2	0.3	-3.0	-3.9	-1.4	-1.3	-4.3	1.6	7.3	1.8	2.5	Manufacture of finished plastic products											
7.3	6.6	6.2	13.3	10.6	10.8	10.9	9.6	10.4	9.3	4.2	1.3	1.2	Manufacture of plastic articles for the packing of goods											
53.5	19.8	7.5	6.6	6.2	7.9	8.9	5.0	5.7	8.9	9.0	9.2	9.0	Manufacture of builders' plastics ware											
0.7	4.0	-9.1	-3.9	-7.0	-9.2	3.2	2.9	2.8	6.4	10.1	3.3	2.1	Manufacture of plastic tableware, kitchenware and toilet articles											
16.2	12.5	11.5	18.2	14.1	15.8	7.7	6.6	6.4	6.3	6.8	2.0	1.2	Manufacture of diverse plastic products n.e.c.											
6.8	6.9	0.3	5.1	1.7	4.5	14.0	1.1	3.0	0.6	-5.3	-4.4	-9.8	<b>Manufacture of glass and glass products</b>											

Jadual Table **1.4b** : Nilai Jualan Sektor Pembuatan Mengikut Kumpulan: Perubahan Peratusan Tahunan  
 : Sales Value of Manufacturing Sector by Group: Annual Percentage Change

Kod Kumpulan Group code	Keterangan Kumpulan/Tempoh			2023				2024			
		2023	2024	Q1	Q2	Q3	Q4	Q1	Q2	Q3	Q4
<b>239</b>	<b>Pembuatan pengeluaran galian bukan logam t.t.t.l.</b>	<b>8.4</b>	<b>6.6</b>	<b>8.4</b>	<b>7.9</b>	<b>9.0</b>	<b>8.1</b>	<b>7.9</b>	<b>8.5</b>	<b>7.3</b>	<b>3.0</b>
23911	Pembuatan mortar refraktori dan konkrit &										
23921	Pembuatan seramik bukan refraktori	7.9	3.4	-7.5	13.3	17.8	12.6	5.2	-0.1	1.7	6.5
23930	Pembuatan produk porselin dan seramik lain	-7.0	-6.4	-2.8	-14.1	-9.7	-1.0	-13.5	-1.3	1.3	-11.3
23941	Pembuatan simen hidraulik	12.4	2.2	22.2	13.7	10.1	4.1	2.7	3.9	2.1	0.1
23951	Pembuatan konkrit dan mortar siap bancuh dan banchuan kering	9.1	3.8	13.3	8.7	8.1	6.1	5.2	4.2	5.4	0.3
23952	Pembuatan konkrit pratuangan, simen atau artikel batu buatan yang digunakan dalam pembinaan;										
23953	& Pembuatan komponen struktur pasang siap untuk bangunan atau kejuruteraan awam dari simen, batu atau konkrit buatan	7.3	13.0	0.7	6.1	10.8	12.3	17.1	15.4	12.3	7.3
23959	& Pembuatan artikel konkrit, simen dan plaster lain t.t.t.l.										
23990	Pembuatan produk mineral bukan logam lain t.t.t.l. Industri lain	4.7	10.3	8.3	-0.8	2.1	8.7	7.1	19.8	14.5	1.2
		8.9	-6.2	5.4	15.9	9.2	5.9	-9.7	-13.5	-2.1	1.5
<b>241</b> ( <b>24101 &amp; 24102 &amp; 24103 &amp; 24104 &amp; 24109</b> )	<b>Pembuatan besi dan keluli asas</b>	<b>6.7</b>	<b>7.0</b>	<b>7.0</b>	<b>6.3</b>	<b>5.8</b>	<b>7.6</b>	<b>7.2</b>	<b>11.2</b>	<b>7.8</b>	<b>3.1</b>
<b>242</b> ( <b>24201 &amp; 24202 &amp; 24209</b> )	<b>Pembuatan logam asas berharga dan logam bukan ferus lain</b>	<b>1.0</b>	<b>4.4</b>	<b>2.6</b>	<b>0.5</b>	<b>-1.2</b>	<b>1.6</b>	<b>-0.4</b>	<b>9.8</b>	<b>7.9</b>	<b>1.9</b>
<b>243</b>	<b>Pengacuan logam</b>	<b>7.6</b>	<b>10.9</b>	<b>6.3</b>	<b>5.7</b>	<b>13.8</b>	<b>4.9</b>	<b>20.0</b>	<b>12.9</b>	<b>7.4</b>	<b>4.3</b>
<b>251 &amp; 252</b>	<b>Pembuatan produk struktur logam, tangki, takungan, penjana wap, senjata dan peluru</b>	<b>11.6</b>	<b>4.7</b>	<b>7.1</b>	<b>15.8</b>	<b>12.8</b>	<b>11.3</b>	<b>11.4</b>	<b>8.8</b>	<b>0.6</b>	<b>-2.1</b>
25113	Pembuatan pintu, tingkap dan bingkai, penutup tingkap dan & pintu pagar daripada logam	12.3	6.8	4.3	19.0	14.9	12.2	10.2	7.8	4.8	4.2
25119	Pembuatan produk struktur logam lain										
25120	Pembuatan tangki, takungan dan kontena daripada logam Industri lain	10.4	1.4	14.3	7.6	9.0	10.9	17.7	14.3	-8.0	-16.2
		7.0	-18.0	16.9	18.9	0.9	-6.4	-15.5	-18.6	-20.4	-17.7
<b>259</b>	<b>Pembuatan lain-lain produk yang direka daripada logam; aktiviti perkhidmatan kerja logam</b>	<b>6.6</b>	<b>14.3</b>	<b>5.7</b>	<b>1.7</b>	<b>8.8</b>	<b>10.2</b>	<b>13.7</b>	<b>17.5</b>	<b>15.5</b>	<b>10.7</b>
25910	Tempaan, tekanan, hentakan dan bentuk gelekkan logam; serbuk metalurgi	5.3	3.3	7.9	6.1	4.3	3.2	2.8	3.2	3.4	3.7
25920	Rawatan dan penyalutan logam; menggunakan mesin	12.8	52.2	33.9	10.6	2.1	6.2	23.5	66.1	69.4	56.0
25991	Pembuatan tin untuk produk makanan dan minuman, tiub dan kotak boleh dilipat	6.4	9.6	-6.9	2.8	9.0	22.3	26.0	17.3	-0.04	-2.2
25992	Pembuatan kabel, plaited bands (jalur/pita berpintal) dan & artikel seumpamanya daripada logam	-1.8	13.3	-9.9	-9.3	8.6	7.0	12.7	16.7	14.8	9.1
25993	Pembuatan bolt, skru, nat dan produk uliran seumpamanya										
25994	Pembuatan barangan rumah daripada logam	13.2	8.9	17.4	15.2	7.5	13.1	11.2	12.5	6.0	6.0
25999	Pembuatan produk lain yang direka daripada logam t.t.t.l. Industri lain	13.1	7.7	28.0	7.0	10.2	9.4	8.3	5.9	12.4	4.8
		43.8	21.3	39.4	45.1	52.0	39.6	18.0	23.7	24.9	18.9
<b>261</b>	<b>Pembuatan komponen dan papan elektronik</b>	<b>2.5</b>	<b>3.3</b>	<b>16.5</b>	<b>7.4</b>	<b>-1.5</b>	<b>-9.4</b>	<b>-1.7</b>	<b>3.2</b>	<b>5.7</b>	<b>6.1</b>
26101	Pembuatan diod, transistor dan alatan semikonduktor yang & seumpamanya	-2.9	4.4	5.7	-2.1	-2.5	-11.9	-2.0	6.4	6.8	6.8
26102	Pembuatan litar elektronik bersepadu dengan pemasangan mikro										
26103	Pembuatan kapasitor dan perintang elektrik &										
26104	Pembuatan papan litar bercetak &	8.4	-3.7	36.1	21.1	-3.7	-10.4	-7.5	-5.6	-0.8	-0.6
26105	Pembuatan komponen paparan										
26109	Pembuatan komponen lain untuk aplikasi elektronik	35.3	52.8	15.8	33.2	44.2	44.0	78.3	47.8	45.7	47.3
<b>262</b> ( <b>26201 &amp; 26202</b> )	<b>Pembuatan komputer dan kelengkapan peranti</b>	<b>2.2</b>	<b>25.0</b>	<b>-2.6</b>	<b>-1.3</b>	<b>10.6</b>	<b>4.2</b>	<b>19.5</b>	<b>31.7</b>	<b>32.9</b>	<b>15.2</b>
<b>263/ 26300</b>	<b>Pembuatan peralatan komunikasi</b>	<b>41.7</b>	<b>23.3</b>	<b>10.8</b>	<b>50.0</b>	<b>69.7</b>	<b>37.6</b>	<b>32.5</b>	<b>25.3</b>	<b>18.8</b>	<b>19.4</b>
<b>264/ 26400</b>	<b>Pembuatan peralatan elektronik pengguna</b>	<b>-1.5</b>	<b>0.2</b>	<b>-9.3</b>	<b>-3.6</b>	<b>4.4</b>	<b>2.4</b>	<b>-3.2</b>	<b>5.8</b>	<b>2.7</b>	<b>-4.6</b>
<b>265</b>	<b>Pembuatan kelengkapan mengukur, menguji, memandu arah dan kawalan; jam tangan dan jam</b>	<b>3.1</b>	<b>22.8</b>	<b>2.9</b>	<b>1.1</b>	<b>0.1</b>	<b>7.9</b>	<b>12.8</b>	<b>28.2</b>	<b>27.2</b>	<b>23.4</b>
26511	Pembuatan kelengkapan mengukur, menguji, memandu arah & dan kawalan	4.5	26.1	4.0	4.4	0.4	8.7	13.3	31.8	32.4	27.2
26512	Pembuatan kelengkapan kawalan proses perindustrian										
26520	Pembuatan jam tangan dan jam dan bahagiannya	-6.5	-3.5	-6.6	-19.3	-2.6	1.3	8.6	-0.1	-11.2	-7.6
<b>266/ 26600</b>	<b>Pembuatan peralatan penyinaran, perubatan elektro dan elektroterapeutik</b>	<b>4.6</b>	<b>6.8</b>	<b>27.8</b>	<b>-8.0</b>	<b>-4.6</b>	<b>8.7</b>	<b>25.5</b>	<b>9.8</b>	<b>0.2</b>	<b>-5.2</b>

2024												2025		Group Description/Period
Jan.	Feb.	Mar.	Apr.	Mei	Jun	Jul.	Ogo.	Sep.	Okt.	Nov.	Dis.	Jan.	Feb.	
12.7	3.9	7.2	10.2	8.0	7.0	10.4	7.5	4.2	4.2	1.8	3.0	2.2		<b>Manufacture of non-metallic mineral products n.e.c.</b>
														Manufacture of refractory mortars and concretes
13.5	1.5	1.0	1.2	-0.01	-1.6	3.2	6.4	-3.8	2.6	3.5	13.2	4.0		Manufacture of non-refractory ceramic
-15.0	-14.1	-11.1	-2.5	-3.3	2.1	6.4	-1.1	-1.4	-9.5	-11.3	-13.0	-13.3		Manufacture of other porcelain and ceramic products
2.7	0.1	5.0	5.5	3.5	2.6	3.6	1.4	1.2	1.4	-2.9	2.1	1.2		Manufacture of hydraulic cement
9.1	0.8	5.7	10.4	1.3	0.9	4.0	6.9	5.1	5.3	-2.0	-1.7	1.6		Manufacture of ready-mix and dry-mix concrete and mortars
														Manufacture of precast concrete, cement or artificial stone articles for use in construction
27.0	11.5	13.3	17.7	13.8	14.4	15.9	11.8	9.4	8.3	7.6	6.1	5.0		Manufacture of prefabricated structural components for building or civil engineering of cement, concrete or artificial stone
														Manufacture of other articles of concrete, cement and plaster n.e.c.
9.6	1.0	11.1	11.0	29.1	19.9	29.0	14.3	1.9	1.2	1.9	0.5	-1.2		Manufacture of other non-metallic mineral products n.e.c.
-5.0	-3.6	-19.8	-10.6	-13.5	-16.5	4.6	-2.3	-8.2	-1.2	1.3	4.4	-4.1		Other industry
5.9	7.9	7.7	14.7	11.0	7.3	11.2	7.8	5.4	8.6	1.1	-0.3	0.5		<b>Manufacture of basic iron and steel</b>
1.3	-3.2	0.8	5.1	7.5	20.1	21.4	8.2	-0.2	-4.0	4.5	5.2	3.8		<b>Manufacture of basic precious and other non-ferrous metals</b>
23.1	18.1	18.8	28.1	13.6	-2.4	7.9	5.2	9.3	4.8	3.9	4.2	-6.1		<b>Casting of metals</b>
10.4	14.5	9.5	11.8	5.2	9.5	0.1	1.3	0.2	-2.1	-3.7	-0.6	-2.6		<b>Manufacture of structural metal products, tanks, reservoirs , steam generators , weapons and ammunition</b>
11.4	11.3	7.8	10.7	4.7	8.1	5.2	3.0	6.3	4.7	1.8	6.1	0.8		Manufacture of metal doors, windows and their frames, shutters and gates
														Manufacture of other structural metal products
10.2	27.5	17.0	17.3	8.9	16.4	-9.4	-0.6	-13.6	-16.5	-15.8	-16.2	-10.0		Manufacture of tanks, reservoirs and containers of metal
-13.3	-14.1	-19.1	-15.3	-17.6	-22.9	-22.4	-22.5	-15.8	-16.6	-18.8	-17.7	-20.5		Other industry
14.0	4.8	22.8	21.4	13.7	17.1	16.0	16.6	14.1	12.6	10.5	9.1	7.8		<b>Manufacture of other fabricated metal products; metal working service activities</b>
4.6	2.5	1.5	4.8	2.1	2.6	3.3	3.8	3.1	4.1	3.2	3.8	2.6		Forging, pressing, stamping and roll-forming of metal; powder metallurgy
5.9	7.1	65.1	60.0	56.7	82.0	55.3	80.8	73.2	62.3	64.7	43.7	44.5		Treatment and coating of metals; machining
31.8	16.1	30.1	30.9	13.9	7.3	2.8	-1.4	-1.2	1.5	-3.9	-3.8	-6.5		Manufacture of tins and cans for food products, collapsible tubes and boxes
														Manufacture of metal cable, plaited bands and similar articles
11.0	6.5	20.9	22.6	13.4	14.1	13.6	19.0	11.8	8.7	8.9	9.8	8.9		Manufacture of bolts, screws, nuts and similar threaded products
12.3	13.8	7.3	7.2	8.4	22.7	2.5	8.0	7.6	2.3	8.3	7.5	-2.9		Manufacture of metal household articles
16.3	-7.0	16.3	8.6	2.1	6.7	17.6	9.7	10.1	8.0	3.1	3.4	1.8		Manufacture of any other fabricated metal products n.e.c.
16.1	19.8	18.1	20.9	18.9	32.0	32.1	23.8	19.4	21.0	19.1	16.6	9.8		Other industry
-2.3	-3.3	0.1	-2.3	9.1	2.8	2.1	7.7	6.9	0.1	10.2	8.5	8.2		<b>Manufacture of electronic components and boards</b>
-6.6	-2.8	2.3	2.2	11.7	5.4	2.1	10.0	8.0	1.2	12.0	7.8	7.5		Manufacture of diodes, transistors and similar semiconductor devices
														Manufacture of electronic integrated circuits micro assemblies
														Manufacture of electrical capacitors and resistors
-3.9	-10.1	-7.8	-11.3	-0.03	-5.1	-2.7	0.1	-0.05	-7.9	3.3	3.5	7.5		Manufacture of printed circuit boards
														Manufacture of display components
94.4	83.5	60.8	37.8	65.5	40.4	43.8	45.4	47.4	46.9	45.1	49.9	18.1		Manufacture of other components for electronic applications
15.5	17.8	25.3	29.4	29.2	37.1	40.4	31.5	24.0	15.9	10.6	18.7	14.1		<b>Manufacture of computers and peripheral equipment</b>
42.1	38.2	20.9	8.1	46.2	21.7	31.8	24.9	4.5	19.1	30.4	10.1	10.3		<b>Manufacture of communication equipment</b>
0.9	-0.3	-8.9	-9.6	10.8	15.6	10.7	8.6	-9.1	-3.3	-8.8	-1.1	-14.6		<b>Manufacture of consumer electronics</b>
8.1	17.5	13.5	21.7	38.0	25.2	24.6	35.1	22.6	22.1	25.6	22.6	24.0		<b>Manufacture of measuring, testing, navigating and control equipment; watches and clocks</b>
														Manufacture of measuring, testing, navigating and control equipment
8.3	18.3	14.0	23.9	41.6	29.6	30.1	40.7	27.2	26.7	29.4	25.7	24.3		Manufacture of industrial process control equipment
6.4	10.6	9.1	4.0	8.3	-10.3	-13.0	-5.5	-14.8	-14.1	-4.3	-3.9	21.3		Manufacture of watches and clocks and parts
48.4	17.8	12.9	13.4	26.2	-8.1	2.0	1.3	-2.5	-7.3	-7.1	-1.0	-4.3		<b>Manufacture of irradiation, electromedical and electrotherapeutic equipment</b>

Jadual Table **1.4b** : Nilai Jualan Sektor Pembuatan Mengikut Kumpulan: Perubahan Peratusan Tahunan  
 : Sales Value of Manufacturing Sector by Group: Annual Percentage Change

Kod Kumpulan Group code	Keterangan Kumpulan/Tempoh			2023				2024			
		2023	2024	Q1	Q2	Q3	Q4	Q1	Q2	Q3	Q4
267 ( 26701 & 26702 ) & 268 (26800)	Pembuatan peralatan optikal, kelengkapan fotografi, media magnetik dan optikal	24.2	14.4	26.0	20.2	22.7	27.7	33.4	11.2	-0.1	16.1
271	Pembuatan motor elektrik, penjana, transformer dan perkakasan pengagihan dan pengawalan elektrik	11.9	2.5	9.0	5.8	20.9	10.9	4.3	4.1	-2.2	4.8
	27101 Pembuatan motor elektrik, penjana dan transformer	-4.6	3.7	-9.8	-18.4	6.9	2.9	2.1	5.0	2.4	5.6
	27102 Pembuatan perkakasan pengagihan dan pengawalan elektrik	19.7	2.0	18.6	18.2	27.2	14.4	5.2	3.8	-4.0	4.5
272/ 27200	Pembuatan bateri dan akumulator	-3.4	11.7	29.0	25.1	-26.0	-19.6	-3.6	0.2	48.1	6.5
273	Pembuatan pendawaian dan peranti pendawaian	-8.7	-1.8	-9.5	-12.8	-8.0	-4.3	-6.8	-1.5	-0.3	1.5
	27310 Pembuatan kabel gantian optikal	27.3	-7.7	23.6	28.7	39.6	17.4	4.7	-5.9	-15.9	-12.6
	27320 Pembuatan wayar dan kabel elektronik dan elektrik lain	-9.7	-2.1	-9.3	-13.5	-9.9	-5.5	-8.4	-2.4	0.8	1.8
	27330 Pembuatan alatan pendawaian pembawa dan bukan pembawa arus untuk litar elektrik (tanpa mengira jenis bahan)	-14.4	7.6	-25.6	-23.3	-5.0	2.2	11.0	14.8	-3.2	8.3
274/ 27400	Pembuatan kelengkapan pencahayaan elektrik	9.4	20.5	9.3	1.2	17.2	8.9	16.5	13.5	20.2	30.1
275/ 27500	Pembuatan perkakasan domestik	-3.9	2.0	2.8	-0.3	-3.0	-14.1	3.1	1.7	1.1	2.1
279/ 27900	Pembuatan kelengkapan elektrik lain	15.2	-13.4	10.3	24.7	20.7	6.6	-6.5	-16.1	-16.7	-13.7
281 & 282	Pembuatan jentera kegunaan umum dan kegunaan khas	-1.9	3.8	4.9	-2.3	-8.1	-1.3	1.9	3.2	3.0	6.6
	28120 Pembuatan alat-alat kuasa bendalir &	-10.5	-4.2	12.7	-21.2	-26.3	0.3	2.0	-0.8	-4.0	-10.9
	28130 Pembuatan pam, pemampat, kepala paip dan injap lain										
	28180 Pembuatan alatan tangan yang menggunakan kuasa dilengkapkan dengan motor elektrik atau bukan motor elektrik atau pneumatik &	-2.8	12.5	6.5	-8.6	-8.3	0.7	13.9	16.5	11.4	8.7
	28220 Pembuatan jentera pembentukan logam dan alatan mesin										
	28192 Pembuatan mesin penyaman udara, termasuk untuk kenderaan bermotor	-16.3	7.4	-21.7	-17.5	-22.8	-1.5	2.9	2.4	12.9	12.6
	28290 Pembuatan lain-lain mesin bertujuan khas t.t.t.l. Industri lain	-1.7	-11.2	36.7	10.5	-18.7	-20.0	-23.0	-11.0	-10.8	1.0
		14.3	4.9	12.5	16.8	17.0	11.1	8.7	3.0	-0.2	8.3
291 ( 29101 & 29102 )	Pembuatan kenderaan bermotor	15.0	2.6	25.1	5.5	17.5	12.5	16.4	20.8	1.9	-18.6
292/ 29200	Pembuatan kerangka (coachwork) untuk kenderaan bermotor; pembuatan treler dan semi treler	9.3	-10.2	5.8	-1.3	26.9	10.3	-25.4	-19.3	-3.1	5.7
293/ 29300	Pembuatan alat ganti dan aksesori untuk kenderaan bermotor	12.6	5.3	14.1	10.8	12.1	13.3	9.3	5.3	5.3	1.7
301 ( 30110 & 30120 )	Pembinaan kapal dan bot	11.8	3.4	26.2	31.3	-1.9	-4.7	-9.2	-2.6	6.0	21.6
302, 303, 304 & 309	Pembuatan lokomotif keretapi, rolling stock, kapal angkasa dan udara, jentera berkaitan, kenderaan tempur ketenteraan, dan kelengkapan pengangkutan t.t.t.l.	-2.4	1.2	-3.7	-6.3	0.2	-0.1	9.2	6.1	-0.1	-8.5
	30910 Pembuatan motosikal	5.6	10.2	11.7	-3.2	10.3	5.1	31.1	17.3	0.4	-2.7
	30920 Pembuatan basikal dan invalid carriages Industri lain	-19.2	-0.9	-6.5	-15.3	-26.6	-26.7	-8.8	-4.9	4.7	6.8
		3.0	-2.6	-8.4	-2.5	11.2	12.4	7.4	5.8	-2.4	-17.1
310	Pembuatan perabot	0.2	8.4	-5.7	-1.9	-1.4	9.8	12.6	10.5	7.0	3.9
	31001 Pembuatan perabot kayu dan rotan Industri lain	-1.4	10.8	-9.5	-1.4	-2.6	9.2	15.1	15.1	7.5	6.0
		1.8	6.0	-1.5	-2.4	-0.1	10.3	10.0	6.1	6.4	1.9
321 ( 32110 & 32120 )	Pembuatan barang kemas, bijouterie dan artikel berkaitan	-1.4	19.6	6.4	-8.1	-7.3	5.7	12.9	17.4	33.6	15.6
322, 325 & 329	Pembuatan instrumen muzik, peralatan dan bekalan perubatan dan pergigian dan pembuatan lain t.t.t.l.	12.8	-8.7	4.3	18.3	17.7	10.6	-0.6	-3.8	-17.9	-11.4
	32901 Pembuatan alat tulis Industri lain	6.1	5.2	14.6	11.0	-3.9	4.8	-4.9	7.0	9.2	9.6
		14.9	-12.9	1.2	20.7	25.6	12.4	0.8	-7.1	-25.6	-17.5
323/ 32300	Pembuatan barangan sukan	15.5	-4.0	16.6	30.6	11.7	4.1	4.6	-2.6	-7.2	-11.9
324/ 32400	Pembuatan permainan dan mainan	-15.1	15.1	-28.1	-6.5	-5.1	-18.1	-6.3	3.6	42.6	26.7
331 & 332	Pembaikan pemasangan produk logam, jentera, kelengkapan dan pemasangan jentera perindustrian dan kelengkapan	7.3	4.7	7.4	11.5	10.6	1.4	4.7	7.1	4.1	3.3
	33150 Pembaikan dan penyelenggaraan kelengkapan pengangkutan kecuali motosikal dan basikal Industri lain	7.9	14.6	10.2	9.3	9.2	4.0	12.0	19.3	11.9	15.6
		6.9	-1.1	5.9	12.8	11.5	-0.1	0.6	0.2	-0.7	-4.2
<b>Jumlah Pembuatan</b>		<b>0.2</b>	<b>4.6</b>	<b>8.2</b>	<b>-1.0</b>	<b>-2.9</b>	<b>-2.7</b>	<b>1.8</b>	<b>5.7</b>	<b>6.5</b>	<b>4.4</b>

2024												2025		Group Description/Period
Jan.	Feb.	Mar.	Apr.	Mei	Jun	Jul.	Ogo.	Sep.	Okt.	Nov.	Dis.	Jan.	Feb.	
44.7	33.2	24.0	18.5	16.6	-0.6	1.5	-0.8	-0.9	19.9	14.1	14.5	7.0		<b>Manufacture of optical instruments, photographic equipment, magnetic and optical media</b>
8.6	4.7	-0.1	7.6	7.7	-2.5	-2.3	-2.9	-1.5	7.4	3.1	3.6	0.1		<b>Manufacture of electric motors, generators, transformers and electricity distribution and control apparatus</b>
4.9	0.8	0.3	6.4	6.9	1.8	2.6	0.7	3.9	12.0	1.6	2.3	-10.0		Manufacture of electric motors, generators and transformers
10.1	6.2	-0.2	8.1	8.0	-3.9	-4.0	-4.3	-3.6	5.6	3.6	4.1	4.1		Manufacture of electricity distribution and control apparatus
-6.7	-4.0	0.6	-1.2	8.0	-5.4	64.6	49.1	35.3	8.5	8.7	2.1	33.8		<b>Manufacture of batteries and accumulators</b>
1.6	-11.3	-10.6	-4.6	6.1	-5.9	0.6	-1.3	-0.1	3.2	1.0	0.2	-5.7		<b>Manufacture of wiring and wiring devices</b>
8.2	9.3	-3.2	-1.2	-5.3	-10.6	-25.1	-12.5	-8.7	-17.1	-5.6	-14.3	-24.4		Manufacture of fibre optic cables
0.2	-13.6	-12.0	-6.2	5.9	-6.7	2.1	-0.3	0.7	4.0	0.8	0.4	-5.6		Manufacture of other electronic and electric wires and cables
19.6	10.3	3.7	17.6	17.0	9.9	0.7	-4.9	-5.0	5.7	8.8	10.3	5.4		Manufacture of current-carrying and non current-carrying wiring devices for electrical circuits regardless of material
26.1	15.2	8.4	19.4	17.0	4.8	10.4	25.3	24.4	32.3	21.8	36.8	10.3		<b>Manufacture of electric lighting equipment</b>
4.6	3.7	1.1	1.5	1.4	2.1	5.1	-1.0	-0.4	2.0	2.1	2.2	-2.8		<b>Manufacture of domestic appliances</b>
2.2	-11.6	-10.1	-15.8	-16.2	-16.2	-16.8	-14.3	-18.8	-14.2	-19.6	-6.9	-1.0		<b>Manufacture of other electrical equipment</b>
3.3	1.6	0.7	4.6	2.4	2.7	5.6	2.8	0.7	3.3	7.2	9.2	9.0		<b>Manufacture of general-purpose and special-purpose machinery</b>
8.6	-1.4	-2.0	-4.8	0.8	1.6	8.5	8.9	-20.4	-20.9	-10.7	-1.3	-4.0		Manufacture of fluid power equipment
11.8	11.1	19.0	18.9	15.0	15.6	16.5	12.6	5.6	8.8	8.4	8.8	11.3		Manufacture of other pumps, compressors, taps and valves
5.9	4.9	-1.8	-0.1	-1.6	10.3	13.0	13.2	12.6	15.6	12.4	10.3	9.0		Manufacture of power-driven hand tools with self-contained electric or non-electric motor or pneumatic drives
-19.8	-24.3	-25.0	-12.2	-3.4	-16.6	-15.0	-5.5	-10.8	-11.0	5.8	8.3	8.7		Manufacture of metal-forming machinery and machine tools
9.0	9.2	7.8	10.9	-0.5	-0.6	5.1	-6.6	1.9	5.4	7.9	11.6	9.8		Manufacture of air-conditioning machines, including for motor vehicles
29.4	19.6	0.8	43.0	23.0	-0.6	6.3	18.7	-17.2	-10.9	-24.2	-19.6	-30.7		Manufacture of other special-purpose machinery n.e.c.
-25.1	-28.4	-23.2	-26.9	-26.4	-1.4	-2.1	-7.3	0.02	3.2	7.3	6.6	62.3		Other industry
16.9	13.9	-1.7	16.3	10.8	-10.2	7.5	5.5	2.9	5.2	-0.8	1.0	-9.7		<b>Manufacture of motor vehicles</b>
-12.3	-10.6	-5.3	-6.1	3.1	-3.1	10.5	7.2	1.6	1.6	34.6	33.2	34.1		<b>Manufacture of bodies (coachwork) for motor vehicles; manufacture of trailers and semi-trailers</b>
13.9	10.4	3.8	8.1	5.6	4.7	-0.02	-0.8	0.5	-0.2	-13.2	-11.1	-14.6		<b>Manufacture of parts and accessories for motor vehicles</b>
41.4	30.3	21.5	22.3	22.6	8.0	5.2	2.9	-7.1	-0.7	-0.5	-6.6	-14.7		<b>Building of ships and boats</b>
-4.3	-17.0	-5.5	-7.3	-7.1	-0.1	1.5	6.4	6.3	6.4	6.9	7.1	-2.1		<b>Manufacture of railway locomotives, rolling stock, air and spacecraft, related machinery, military fighting vehicles and transport equipment n.e.c</b>
9.2	15.0	0.2	8.7	3.4	5.2	-3.8	-6.0	2.3	-2.5	-26.0	-20.4	-20.3		Manufacture of motorcycles
13.0	9.2	15.3	16.1	8.3	6.3	5.4	8.7	6.8	5.3	2.6	3.9	1.4		Manufacture of bicycles and invalid carriages
13.7	9.8	21.5	22.1	15.6	5.7	5.5	10.0	6.9	6.3	3.7	7.9	5.2		Other industry
12.4	8.6	8.8	10.3	1.9	6.8	5.3	7.2	6.6	4.3	1.4	0.1	-2.5		<b>Manufacture of furniture</b>
12.4	9.8	16.7	18.2	12.7	21.6	47.0	38.8	19.6	20.6	12.6	14.0	17.0		Manufacture of wooden and cane furniture
1.6	-0.9	-2.6	-1.7	-2.7	-7.3	-16.1	-21.8	-15.7	-16.7	-9.2	-8.0	-4.9		Other industry
-4.7	-10.3	0.4	4.9	4.7	11.6	13.3	5.1	9.7	10.4	9.1	9.2	7.6		<b>Manufacture of musical instruments, medical and dental instruments and supplies and other manufacturing n.e.c.</b>
3.8	2.3	-3.6	-3.7	-4.9	-13.1	-24.6	-29.7	-22.3	-24.4	-14.3	-13.3	-9.0		Manufacture of stationery
10.9	6.3	-2.4	-1.7	-2.6	-3.8	-12.4	4.1	-12.0	-20.4	-8.0	-7.5	-8.5		Other industry
-15.9	-1.2	-1.5	-9.2	-6.3	37.8	57.3	44.4	28.6	21.9	30.2	29.0	24.9		<b>Manufacture of sports goods</b>
3.4	3.0	7.4	5.6	7.3	9.2	4.8	5.3	2.6	4.9	1.8	3.4	4.8		<b>Manufacture of games and toys</b>
9.2	12.8	13.7	14.0	23.0	24.8	15.5	12.4	9.3	12.8	15.9	18.2	17.9		<b>Repair of fabricated metal products, machinery and equipment and installation of industrial machinery and equipment</b>
0.3	-2.2	3.4	-0.03	-0.8	1.5	-0.8	1.0	-1.9	-0.03	-6.9	-5.4	-2.9		Repair and maintenance of transport equipment except motorcycles and bicycles
3.2	0.7	1.4	5.7	5.5	5.9	9.1	7.7	2.9	3.0	4.5	5.7	3.5		Other industry
														<b>Total Manufacturing</b>

Jadual Table **1.4c** : Nilai Jualan Sektor Pembuatan Mengikut Kumpulan: Perubahan Peratusan Bulanan/Suku Tahunan  
 : Sales Value of Manufacturing Sector by Group: Monthly/Quarterly Percentage Change

Kod Kumpulan Group code	Keterangan Kumpulan/Tempoh	2023				2024				2024	
		Q1	Q2	Q3	Q4	Q1	Q2	Q3	Q4	Jan.	Feb.
101	Pemprosesan dan pengawetan daging	-0.5	5.5	-2.8	-0.1	3.3	3.2	0.1	4.6	5.9	2.6
102	Pemprosesan dan pengawetan ikan, krustasea dan moluska	0.7	2.6	4.4	1.0	-4.6	0.2	-0.4	1.5	4.5	-10.8
	10201 Pengetinan ikan, krustasea dan moluska &	0.2	2.6	4.7	0.3	-4.9	0.1	-0.5	1.5	4.7	-11.4
	10202 Pemprosesan dan pengawetan ikan, krustasea dan moluska Industri lain	7.4	1.3	-0.4	11.7	-0.3	1.5	0.2	2.2	2.0	-2.6
103	Pemprosesan dan pengawetan buah-buahan dan sayur - sayuran	10.3	16.0	3.3	1.7	1.5	3.8	-0.8	0.5	8.3	-6.8
	10303 Pengetinan nanas &	8.4	28.3	3.2	4.1	-1.5	2.3	1.5	4.4	6.2	-5.1
	10304 Pembuatan jem, marmalad dan sajian jeli Industri lain	10.9	12.6	3.3	0.9	2.5	4.3	-1.5	-0.7	9.0	-7.3
104	Pembuatan minyak dan lemak daripada sayuran dan haiwan	-21.1	0.8	8.1	10.1	-16.8	10.5	15.0	9.0	1.1	-23.5
	10404 Pembuatan minyak sayuran mentah dan bertapis &	-4.9	5.1	1.1	-2.3	-1.9	-7.0	16.1	5.7	5.4	-12.6
	10406 Pembuatan sebatian lemak masakan	-20.3	-13.8	13.2	10.2	9.1	0.5	18.6	7.6	-0.3	5.3
	10405 Pembuatan minyak kelapa Industri lain	-23.1	0.3	9.1	11.9	-18.9	13.2	14.8	9.4	0.5	-25.3
105	Pembuatan produk tenusu	0.2	4.1	-7.8	0.2	-2.8	2.0	2.4	5.1	0.05	0.5
	10502 Pembuatan susu pekat, tepung dan sejat Industri lain	0.7	3.8	-9.2	0.1	-3.3	0.8	1.4	6.1	-1.1	1.3
		-6.5	7.8	13.8	0.7	2.8	16.2	12.2	-3.9	13.1	-7.4
106	Pembuatan produk bijian, kanji dan produk berkanji	1.5	1.6	-1.3	2.1	3.6	6.0	1.5	1.7	5.8	-6.5
	10611 Pengilangan beras	2.4	3.6	-4.8	-0.3	4.9	10.5	2.0	-1.6	3.4	-5.8
	10613 Pengilangan tepung Industri lain	1.7	0.2	2.2	4.2	2.3	2.0	1.7	5.2	7.8	-7.2
		-13.8	-7.1	2.7	5.7	5.8	2.0	-8.9	0.2	9.3	-6.9
107	Pembuatan produk makanan lain	0.9	4.6	1.8	4.3	-0.1	5.6	2.1	5.6	1.6	-3.4
	10711 Pembuatan biskut dan cookies	-1.0	13.5	11.3	12.5	-9.9	4.8	6.3	5.0	-7.9	-9.1
	10712 Pembuatan roti, kek dan produk bakeri lain	10.0	6.0	-3.1	-5.2	3.5	5.8	6.2	4.4	7.2	-6.0
	10713 Pembuatan produk snek	-4.6	14.1	7.9	11.2	3.4	10.5	-3.8	2.2	6.3	-11.7
	10721 Pembuatan gula	-0.6	16.0	9.1	9.4	-7.6	6.5	2.7	5.9	-4.9	0.8
	10731 Pembuatan produk koko	2.1	-3.8	2.1	7.5	16.3	21.4	5.4	18.5	18.3	1.2
	10732 Pembuatan coklat dan produk coklat &	-1.4	0.2	-2.4	4.9	0.3	5.1	-2.3	5.3	-2.5	0.4
	10733 Pembuatan konfeksi gula	-1.5	1.0	8.0	8.2	-0.9	6.0	-5.4	8.1	-0.5	-2.7
	10793 Pembuatan sos dan bahan perasa	-6.3	-1.8	3.1	11.1	-7.3	-4.2	6.7	7.6	-2.2	-3.9
	10799 Pembuatan produk makanan lain t.t.t.l. Industri lain	0.8	5.2	2.6	1.2	2.4	3.4	0.2	0.04	4.4	-3.7
108/10800	Pembuatan makanan haiwan tersedia	2.9	14.8	2.9	-5.1	-3.5	5.1	-2.0	-2.2	4.0	-1.1
110	Pembuatan minuman ringan	-1.4	-2.3	4.9	4.7	-1.1	-0.4	6.0	7.2	2.4	-2.2
	11041 Pembuatan minuman ringan	-4.3	-1.2	9.7	5.0	-2.4	0.2	11.1	6.7	-0.4	-5.6
	11042 Pengeluaran air mineral semulajadi dan minuman lain yang dibotolkan Industri lain	3.1	3.1	8.0	-6.2	-2.4	1.2	8.1	4.8	0.1	4.7
		2.0	-5.4	-3.4	7.7	1.5	-1.7	-2.9	8.8	8.3	1.5
120/12000	Pembuatan produk tembakau	29.1	-16.7	-19.0	25.1	29.4	-14.7	-20.6	17.4	27.3	-0.6
131	Pemintalan, penenunan dan penyiapan tekstil	-8.9	0.3	-6.9	-1.3	8.4	7.2	-10.3	-2.7	12.1	-8.3
	13110 Penyediaan dan pemintalan gentian tekstil &	-5.6	-0.8	-11.1	-4.3	11.2	7.0	-11.2	-2.4	12.5	-9.2
	13120 Penenunan tekstil	-18.9	4.4	7.2	7.4	1.4	8.4	-8.3	-3.9	10.8	-6.2
	13132 Pewarnaan, pelunturan, percetakan dan penyiapan akhir benang dan fabrik Industri lain	-12.1	-12.8	-1.5	-13.0	13.5	-22.2	9.4	8.9	26.8	13.4
139	Pembuatan tekstil lain	7.1	-2.5	0.5	8.6	8.7	-3.7	-1.2	3.0	9.8	-1.8
	13910 Pembuatan fabrik dikait dan dikrusye Industri lain	-0.3	-2.6	-4.1	3.6	9.1	-2.3	-0.2	-4.3	10.0	-0.9
		13.0	-2.4	3.7	11.8	8.5	-4.5	-1.8	7.5	9.6	-2.4
141	Pembuatan pakaian, kecuali pakaian berbulu	2.6	-6.1	0.6	7.2	2.7	-7.7	3.8	0.7	5.1	-7.6
	14102 Pembuatan pakaian Industri lain	0.7	-4.1	1.0	6.4	1.2	-8.5	3.5	0.2	4.3	-9.1
		16.6	-18.9	-2.8	13.4	14.4	-2.4	5.3	3.9	12.2	3.2
142 & 143	Pembuatan artikel daripada kulit bulu dan pakaian yang dikait dan dikrusye	9.8	-10.0	3.5	19.1	9.4	-14.7	2.9	2.1	14.1	1.3
151 (15110 & 15120)	Penyamakan dan pembersihan kulit, pembuatan bagasi, beg tangan, pelana dan abah-abah pembersihan dan pewarnaan bulu	-7.8	-13.6	6.2	25.2	-7.2	-16.7	16.7	27.7	-2.6	-3.3
152	Pembuatan kasut	2.9	-2.5	2.6	11.4	-3.9	-9.0	-6.3	5.7	1.6	-10.2
	15201 Pembuatan kasut kulit &	-1.4	-2.4	6.1	14.1	-4.4	-11.4	-1.0	8.9	0.6	-12.0
	15203 Pembuatan kasut getah Industri lain	11.7	-2.7	-3.6	5.9	-2.7	-3.9	-16.6	-1.4	3.8	-6.4
161/16100	Pengilangan dan pengetaman kayu	7.7	-29.9	5.8	16.1	6.1	-27.3	2.7	15.6	10.8	-11.9

2025											Group Description/Period
Mac	Apr.	Mei	Jun	Jul.	Ogo.	Sep.	Okt.	Nov.	Dis.	Jan.	
-0.8	2.5	2.4	-3.8	-0.4	1.9	2.8	2.7	3.7	-9.1	7.5	<b>Processing and preserving of meat</b>
3.8	0.7	2.3	-1.9	-0.7	0.3	1.6	0.8	-0.8	0.5	3.0	<b>Processing and preserving of fish, crustaceans and molluscs</b>
4.3	1.1	1.5	-2.2	-0.1	-0.2	2.3	0.5	-1.0	0.7	3.0	Canning of fish, crustaceans and molluscs
-3.3	-4.8	13.8	2.1	-7.5	7.4	-6.7	3.9	1.7	-1.3	3.5	Processing, curing and preserving of fish, crustacean and molluscs
3.9	1.8	4.1	-2.8	0.8	-1.7	0.1	4.9	-4.3	-2.5	1.8	<b>Processing and preserving of fruits and vegetable</b>
7.3	-4.1	6.6	-2.1	0.3	-3.2	8.2	4.3	-1.4	-9.3	-9.1	Pineapple canning
2.9	3.7	3.4	-3.0	1.0	-1.2	-2.4	5.0	-5.3	-0.1	5.3	Manufacture of jams, marmalades and table jellies
-3.3	20.4	4.3	2.1	7.1	8.5	-3.2	9.7	-2.4	1.4	-4.0	<b>Manufacture of vegetable and animal oils and fats</b>
1.3	-10.1	6.1	9.6	1.1	7.4	3.5	1.0	-3.9	7.7	6.0	Manufacture of crude and refined vegetable oil
-3.6	-11.9	20.0	3.9	13.5	-6.4	1.7	3.4	9.8	-3.6	-2.1	Manufacture of compound cooking fats
-4.0	25.8	4.0	1.2	7.8	8.8	-4.0	10.9	-2.3	0.7	-5.3	Manufacture of coconut oil
6.8	-1.7	2.0	-6.2	1.5	8.9	-3.4	0.4	9.3	-5.5	-0.8	<b>Manufacture of dairy products</b>
7.4	-2.2	0.4	-6.9	1.4	9.6	-4.4	1.2	10.3	-5.7	-1.1	Manufacture of condensed, powdered and evaporated milk
0.3	4.9	19.8	0.8	1.7	2.7	5.3	-6.6	-0.7	-3.0	2.3	Other industry
12.2	-1.5	4.4	-2.5	-1.9	3.9	3.3	1.0	-3.0	-2.0	-0.1	<b>Manufacture of grain mill products, starches and starch products</b>
20.0	-1.3	4.8	-4.9	0.3	3.1	4.2	-1.8	-5.3	0.3	-2.2	Rice milling
5.3	-2.0	4.7	-0.1	-3.8	4.9	2.7	4.0	-1.0	-4.3	1.9	Flour milling
9.4	2.5	-6.0	0.1	-5.9	-0.5	-2.7	0.5	2.0	1.2	2.9	Other industry
5.3	0.8	6.1	-4.7	-0.08	4.3	1.7	3.4	-0.2	-0.6	1.8	<b>Manufacture of other food products</b>
11.6	-0.2	1.4	-0.2	6.3	-1.7	2.4	7.5	-5.1	0.2	-8.3	Manufacture of biscuits and cookies
4.7	4.2	2.8	-3.8	2.6	6.8	1.8	-0.5	0.8	2.7	6.3	Manufacture of bread, cakes and other bakery products
16.4	-0.03	10.1	-6.6	0.5	-4.4	-0.1	6.7	-4.2	0.3	-7.1	Manufacture of snack products
2.4	0.4	10.3	-7.3	0.5	3.1	6.0	4.6	-1.5	-7.5	-1.1	Manufacture of sugar
-2.8	6.0	27.3	-4.6	-5.0	13.1	-6.4	19.9	-1.3	0.5	-1.4	Manufacture of cocoa products
8.7	-1.3	5.7	-9.1	-1.2	6.0	-1.4	2.3	2.4	0.8	3.9	Manufacture of chocolate and chocolate products
1.6	4.5	1.5	0.9	-10.9	3.9	7.3	1.2	3.0	-3.7	-4.8	Manufacture of sugar confectionery
-1.1	-1.5	0.7	-3.4	-1.1	10.1	9.4	-0.7	1.1	-4.6	8.1	Manufacture of sauces and condiments
5.7	-1.5	4.1	-0.9	0.5	-2.3	1.5	1.1	-1.4	-0.8	1.7	Manufacture of other food products n.e.c.
8.2	-0.8	4.8	-6.4	2.7	-0.2	-5.0	0.8	4.3	-7.0	3.5	<b>Manufacture of prepared animal feeds</b>
9.4	0.2	-6.9	-3.2	8.1	6.0	-3.4	10.6	-4.2	0.3	-4.0	<b>Manufacture of beverages</b>
12.2	2.3	-10.9	-0.8	14.6	3.2	-2.0	13.9	-9.1	0.1	-7.7	Manufacture of soft drinks
3.0	1.9	-5.4	-1.7	11.6	1.2	-2.9	6.1	0.5	0.1	-0.1	Production of natural mineral waters and other bottled waters
7.0	-3.6	-0.7	-7.4	-3.8	13.3	-5.9	5.9	3.9	0.7	1.2	Other industry
20.3	-18.6	3.0	-25.8	1.0	-1.3	-9.7	31.5	-4.7	-2.2	24.4	<b>Manufacture of tobacco products</b>
1.8	4.8	10.3	-7.4	-2.7	0.3	-18.7	8.4	3.6	2.8	9.1	<b>Spinning, weaving and finishing of textiles</b>
6.0	5.0	4.4	-4.7	-2.4	-1.3	-19.6	11.1	2.7	2.5	12.8	Preparation and spinning of textile fibres
-8.4	4.2	28.3	-14.1	-3.5	4.4	-16.3	1.5	6.2	3.5	-0.9	Weaving of textiles
-27.3	-9.7	5.8	-2.1	9.7	10.7	-21.3	28.5	-5.6	0.9	14.0	Dyeing, bleaching, printing and finishing of yarns and fabrics
0.5	-4.7	1.7	0.7	-1.2	0.2	-3.4	1.9	4.6	0.6	-4.1	<b>Manufacture of other textiles</b>
0.8	-2.6	-0.1	0.6	0.8	4.3	-11.9	-1.6	7.1	-0.6	3.7	Manufacture of knitted and crocheted fabrics
0.3	-5.9	2.8	0.7	-2.4	-2.3	2.4	4.0	3.2	1.3	-8.4	Other industry
10.8	-8.7	-0.8	-7.7	15.6	-7.5	0.1	3.4	0.8	-1.5	7.6	<b>Manufacture of wearing apparel, except fur apparel</b>
11.3	-7.8	-2.8	-8.2	16.7	-7.5	-0.1	4.4	-1.3	-1.5	9.0	Manufacture of clothings
7.4	-14.5	14.1	-4.3	9.3	-7.9	1.1	-2.9	14.7	-1.4	-0.9	Other industry
4.1	-12.0	-4.3	-9.6	12.1	-0.5	0.2	4.5	2.5	-11.6	14.7	<b>Manufacture of articles of fur, knitted and crocheted apparel</b>
4.6	-15.1	-1.9	-7.5	6.7	16.9	12.2	9.7	7.4	-5.4	-3.2	<b>Tanning and dressing of leather; manufacture of luggage, handbags, saddlery and harness; dressing and dyeing of fur</b>
0.3	-3.9	-2.5	-0.9	-4.6	2.6	-6.2	2.3	10.4	0.1	-3.5	<b>Manufacture of footwear</b>
3.7	-9.5	-1.8	3.1	-3.8	6.1	-7.3	3.9	12.7	-1.0	-3.1	Manufacture of leather footwear
-6.6	8.5	-3.7	-8.3	-6.4	-4.8	-3.4	-1.6	4.7	3.0	-4.5	Manufacture of rubber footwear
23.4	-16.9	-23.7	-18.0	4.0	42.8	-6.0	10.0	-2.4	0.1	5.5	<b>Sawmilling and planning of wood</b>

Jadual Table **1.4c** : Nilai Jualan Sektor Pembuatan Mengikut Kumpulan: Perubahan Peratusan Bulanan/Suku Tahunan  
 : Sales Value of Manufacturing Sector by Group: Monthly/Quarterly Percentage Change

Kod Kumpulan Group code	Keterangan Kumpulan/Tempoh	2023				2024				2024	
		Q1	Q2	Q3	Q4	Q1	Q2	Q3	Q4	Jan.	Feb.
<b>162</b>	<b>Pembuatan produk daripada kayu, gabus, jerami dan bahan jalinan lain</b>	<b>2.5</b>	<b>-35.0</b>	<b>8.3</b>	<b>30.5</b>	<b>10.4</b>	<b>-31.7</b>	<b>10.8</b>	<b>24.6</b>	<b>13.2</b>	<b>-6.4</b>
16211	Pembuatan kepingan venier dan papan lapis	7.0	-37.5	9.0	35.8	11.0	-35.0	9.6	33.9	15.1	-4.1
16212	Pembuatan papan partikel dan papan gentian	-5.3	-32.2	6.1	27.2	10.4	-29.8	14.7	20.3	11.1	-11.5
16221	Pertukangan kayu untuk jurubina	2.9	-36.6	14.0	27.0	8.9	-31.8	17.8	16.5	11.2	-0.4
	Industri lain	3.3	-28.0	4.4	17.4	9.1	-17.7	-1.4	0.4	11.8	-10.5
<b>170</b>	<b>Pembuatan kertas dan produk kertas</b>	<b>5.6</b>	<b>-2.4</b>	<b>0.1</b>	<b>2.5</b>	<b>1.9</b>	<b>-2.9</b>	<b>-0.3</b>	<b>0.3</b>	<b>3.2</b>	<b>-1.6</b>
17010	Pembuatan pulpa, kertas dan kertas tebal	-1.2	-9.0	3.6	6.7	1.0	-1.5	1.4	-1.0	3.6	2.4
17020	Pembuatan kertas gelugur dan kertas tebal dan bekas daripada kertas dan kertas tebal	-2.8	-6.0	0.1	3.9	-6.5	-1.4	5.9	-3.4	0.2	-11.6
17091	Pembuatan sampul surat dan kad surat	-4.5	-7.1	-5.2	-2.9	-0.1	4.6	-1.5	8.9	4.5	-5.6
17092	Pembuatan kertas kegunaan rumah dan pembersih peribadi	18.4	-0.8	-2.1	-3.0	7.3	-7.3	-9.5	0.8	3.1	3.4
17093	Pembuatan kertas bergam atau pelekat yang berjalur atau bergulung dan label dan kertas dinding	14.0	8.2	-5.5	2.1	11.7	-6.5	-9.1	15.2	5.9	10.1
	Industri lain	22.5	8.6	7.5	3.6	8.9	3.7	7.5	-4.1	8.9	-2.4
<b>181 &amp; 182</b>	<b>Percetakan, aktiviti perkhidmatan berkaitan percetakan dan penerbitan semula media rakaman</b>	<b>3.8</b>	<b>-9.4</b>	<b>0.1</b>	<b>10.0</b>	<b>3.8</b>	<b>-6.1</b>	<b>1.9</b>	<b>7.8</b>	<b>0.8</b>	<b>-0.4</b>
18110	Percetakan	3.1	-7.7	2.3	11.1	4.8	-4.3	3.2	7.8	0.9	-0.2
18120	Aktiviti perkhidmatan berkaitan percetakan &	6.1	-15.0	-7.2	6.1	-0.3	-13.6	-4.3	7.7	0.2	-0.9
	Penerbitan semula media rakaman										
<b>192 (19201 &amp; 19202)</b>	<b>Pembuatan produk petroleum bertapis</b>	<b>-18.5</b>	<b>1.5</b>	<b>3.4</b>	<b>-7.6</b>	<b>-10.3</b>	<b>8.2</b>	<b>7.0</b>	<b>-8.4</b>	<b>10.6</b>	<b>-11.5</b>
<b>201</b>	<b>Pembuatan kimia asas, baja dan sebatian nitrogen, plastik dan getah sintetik dalam bentuk primer</b>	<b>5.9</b>	<b>-13.3</b>	<b>3.3</b>	<b>-3.3</b>	<b>6.1</b>	<b>-2.5</b>	<b>4.0</b>	<b>-5.4</b>	<b>6.6</b>	<b>-4.6</b>
20111	Pembuatan gas perindustrian atau perubatan bukan organik dalam bentuk cecair atau mampat	-10.3	-27.3	-4.5	15.5	5.7	13.5	7.8	8.8	0.7	-0.6
20112 & 20113	Pembuatan kimia organik asas	7.1	-19.3	4.9	-4.1	11.0	-2.1	3.8	-4.1	7.6	-2.4
20121 & 20129	Pembuatan sebatian bukan organik	5.8	-12.4	-10.7	-8.6	-10.2	2.4	-9.4	-3.0	-7.9	-6.1
20121 & 20129	Pembuatan baja	5.8	-12.4	-10.7	-8.6	-10.2	2.4	-9.4	-3.0	-7.9	-6.1
20129	Pembuatan produk campuran nitrogen	7.8	-2.8	5.8	-2.0	1.7	-6.4	6.5	-10.0	5.8	-6.8
20131	Pembuatan plastik dalam bentuk primer	-1.6	-8.3	-1.6	-4.4	8.0	2.7	3.0	-2.0	17.2	-9.9
	Industri lain	-1.6	-8.3	-1.6	-4.4	8.0	2.7	3.0	-2.0	17.2	-9.9
<b>202 &amp; 203</b>	<b>Pembuatan produk kimia lain dan serat buatan manusia</b>	<b>6.0</b>	<b>-3.3</b>	<b>8.1</b>	<b>1.5</b>	<b>7.0</b>	<b>-6.9</b>	<b>4.2</b>	<b>-5.2</b>	<b>14.0</b>	<b>-15.1</b>
20210	Pembuatan racun perosak dan produk agrokimia lain	2.9	-3.0	9.8	-2.4	0.2	-9.3	-3.4	-8.8	12.0	-2.7
20221	Pembuatan cat, varnis dan penyadur dan mastik	19.8	6.0	9.0	1.6	17.6	-9.2	-0.7	-4.8	18.1	-15.2
20222	Pembuatan dakwat cetak	3.9	-4.3	-1.7	-6.7	22.1	-5.7	1.9	-8.2	22.8	-11.1
20231 & 20232	Pembuatan sabun dan bahan pencuci, penyediaan membersih dan mengilap	3.1	-5.2	8.8	-3.2	5.8	-8.3	9.7	-13.5	17.5	-20.0
20231 & 20232	Pembuatan pewangi dan penyediaan dandanan diri	3.1	-5.2	8.8	-3.2	5.8	-8.3	9.7	-13.5	17.5	-20.0
20291 & 20292	Pembuatan plat fotografi, filem, sensitized paper dan other sensitized unexposed materials	-3.2	-11.4	5.7	12.2	-3.7	2.7	6.3	10.3	4.5	-13.7
20292 & 20299	Pembuatan dakwat menulis dan melukis	-3.2	-11.4	5.7	12.2	-3.7	2.7	6.3	10.3	4.5	-13.7
20299	Pembuatan produk kimia lain t.t.t.l.	6.4	-23.3	6.5	28.8	-16.7	-19.3	28.1	-0.1	-18.4	-9.3
	Industri lain	6.4	-23.3	6.5	28.8	-16.7	-19.3	28.1	-0.1	-18.4	-9.3
<b>210</b>	<b>Pembuatan produk farmaseutikal, kimia perubatan dan botani</b>	<b>5.0</b>	<b>-2.7</b>	<b>3.2</b>	<b>-1.9</b>	<b>6.9</b>	<b>-1.5</b>	<b>2.8</b>	<b>-3.9</b>	<b>5.3</b>	<b>4.2</b>
21001	Pembuatan bahan aktif ubat-ubatan untuk digunakan oleh bidang farmakologi dalam pembuatan ubat-ubatan	6.9	-1.5	0.9	-1.2	6.6	0.4	-1.8	-5.0	3.8	5.2
	Industri lain	-2.8	-8.4	14.7	-4.9	8.4	-9.6	25.4	0.01	12.2	0.04
<b>221</b>	<b>Pembuatan produk getah</b>	<b>0.04</b>	<b>11.3</b>	<b>-12.0</b>	<b>-1.4</b>	<b>8.1</b>	<b>12.6</b>	<b>-8.0</b>	<b>-1.2</b>	<b>7.1</b>	<b>-8.6</b>
22111	Pembuatan tayar getah untuk kenderaan	-0.9	-7.0	-10.7	-12.9	-5.0	18.0	-5.8	0.03	5.7	-6.5
22112	Pembuatan bunga tayar yang boleh ditukar ganti dan tayar celup	20.9	1.4	1.5	5.4	-3.6	2.9	7.7	-1.1	3.9	-9.7
22191 & 22193	Pembuatan produk lain daripada getah asli atau sintetik, tidak divulkan, divulkan atau dikeraskan	-14.3	-1.9	-1.8	13.7	-2.3	2.7	5.4	3.0	0.02	-10.9
22193	Pengilangan semula getah dan prosesan susu getah	-14.3	-1.9	-1.8	13.7	-2.3	2.7	5.4	3.0	0.02	-10.9
22192	Pembuatan sarung tangan getah	4.2	16.0	-15.6	-3.4	11.8	15.5	-11.4	-1.2	8.6	-7.9
22199	Pembuatan produk getah lain yang t.t.t.l.	-12.5	0.9	6.3	1.9	1.3	1.8	3.2	-6.1	6.1	-11.4
<b>222</b>	<b>Pembuatan produk plastik</b>	<b>-7.1</b>	<b>11.7</b>	<b>-0.3</b>	<b>-0.8</b>	<b>-4.7</b>	<b>12.5</b>	<b>-1.2</b>	<b>-0.9</b>	<b>-4.7</b>	<b>-4.0</b>
22201 & 22202	Pembuatan produk plastik separa siap	-2.6	10.0	-4.9	-4.0	-2.9	10.3	-5.0	1.8	-2.3	-5.9
22202	Pembuatan produk plastik siap	-2.6	10.0	-4.9	-4.0	-2.9	10.3	-5.0	1.8	-2.3	-5.9
22203	Pembuatan artikel plastik untuk pembungkusan barangan	-14.4	12.6	0.1	-0.7	-4.7	17.7	-1.0	-5.5	-5.2	-1.4
22204	Pembuatan barangan plastik jurubina	16.8	22.2	10.5	-0.8	-7.8	5.8	10.1	1.5	-4.2	-3.0
22205	Pembuatan pinggan mangkuk, peralatan dapur dan barangan tandas daripada plastik	-4.0	24.4	-7.8	-10.2	-4.9	18.5	1.8	-7.1	-1.6	-6.4
22209	Pembuatan pelbagai produk plastik t.t.t.l.	-5.8	3.7	7.1	8.0	-5.5	6.2	-1.4	6.2	-8.0	-4.6
<b>231 (23101 &amp; 23102 &amp; 23109)</b>	<b>Pembuatan kaca dan produk kaca</b>	<b>5.9</b>	<b>-7.7</b>	<b>-7.0</b>	<b>7.5</b>	<b>13.4</b>	<b>-8.5</b>	<b>-4.9</b>	<b>-2.0</b>	<b>8.2</b>	<b>-4.0</b>

2025											Group Description/Period
Mac	Apr.	Mei	Jun	Jul.	Ogo.	Sep.	Okt.	Nov.	Dis.	Jan.	
12.6	-21.6	-21.2	-12.9	5.5	30.8	13.0	8.1	-1.9	-1.0	10.0	<b>Manufacture of products of wood, cork, straw and plaiting materials</b>
10.2	-23.3	-23.0	-16.2	1.4	39.0	19.1	11.4	-2.2	-1.9	15.9	Manufacture of veneer sheets and plywood
18.9	-21.9	-19.3	-13.0	10.0	27.0	14.8	4.1	-1.3	-2.0	3.4	Manufacture of particle board and fibreboard
9.1	-23.4	-20.5	-7.9	12.5	34.4	-5.5	11.0	-1.7	2.0	8.3	Manufacture of builders' carpentry
12.2	-8.7	-18.7	-2.5	4.3	4.8	1.2	-2.0	-2.1	4.8	-2.0	Other industry
2.3	0.7	-6.0	-1.5	3.9	-0.2	-2.5	-0.7	5.1	-1.7	0.8	<b>Manufacture of paper and paper products</b>
-9.6	2.1	2.6	2.2	3.6	-4.1	-4.8	-1.5	8.9	-1.6	2.6	Manufacture of pulp, paper and paperboard
9.3	-0.2	-5.8	3.3	8.3	-1.2	-4.7	-2.2	5.6	-3.7	-3.8	Manufacture of corrugated paper and paperboard and of containers of paper and paperboard
4.1	11.5	-8.3	-4.3	-5.8	15.9	0.9	4.4	1.0	-5.1	3.5	Manufacture of envelopes and letter-card
9.4	-2.6	-10.3	-14.4	2.1	3.0	1.6	-2.3	3.4	-3.3	9.6	Manufacture of household and personal hygiene paper
-7.6	8.8	-19.1	2.1	-8.5	8.0	0.9	6.0	6.1	3.9	-7.3	Manufacture of gummed or adhesive paper in strips or rolls and labels and wall paper
3.8	-3.1	7.5	0.6	9.4	-5.0	-3.3	-0.3	-0.3	0.8	6.2	Other industry
-0.5	-2.4	-6.3	2.4	5.5	-4.8	1.1	-1.5	17.2	-2.5	0.5	<b>Printing, service activities related to printing and reproduction of recorded media</b>
1.4	-2.3	-6.1	3.8	5.3	-5.1	3.4	-1.9	15.3	-2.1	1.6	Printing
-8.0	-2.6	-6.9	-3.8	6.5	-3.4	-10.0	0.8	27.2	-4.5	-4.9	Service activities related to printing
											Reproduction of recorded media
6.1	6.1	-6.5	21.1	0.6	-3.6	-4.6	3.5	-4.1	-14.8	10.9	<b>Manufacture of refined petroleum products</b>
3.2	0.3	-3.7	-2.7	6.4	6.7	-10.3	-6.6	6.2	7.2	10.5	<b>Manufacture of basic chemicals, fertilizer and nitrogen compounds, plastics and synthetic rubber in primary forms</b>
13.6	4.2	1.6	-1.9	11.4	-4.3	1.2	-8.0	24.2	7.3	-5.2	Manufacture of liquefied or compressed inorganic industrial or medical gases
0.4	7.3	-8.1	-9.3	12.0	8.4	-10.0	-10.2	12.0	9.6	14.8	Manufacture of basic organic chemicals
											Manufacture of inorganic compounds
											Manufacture of fertilizers
27.7	-11.1	-0.7	2.9	-6.9	-0.8	-11.3	1.4	5.6	1.2	7.0	Manufacture of associated nitrogen products
4.1	-9.9	2.0	6.8	0.3	8.8	-13.2	-3.7	-2.7	5.6	4.9	Manufacture of plastics in primary forms
0.1	5.5	1.6	-0.7	6.3	-3.0	-3.6	0.6	0.9	1.0	12.0	Other industry
8.8	-7.7	1.9	-0.9	2.5	3.7	-2.4	-3.8	0.5	-4.1	6.6	<b>Manufacture of other chemical products and man-made fibres</b>
-5.4	-6.0	0.3	2.9	-3.2	-3.8	1.2	-2.8	-8.7	0.5	6.6	Manufacture of pesticides and other agrochemical products
17.8	-12.3	-0.4	-4.2	1.8	2.3	-3.1	-1.4	3.4	-12.6	8.7	Manufacture of paints, varnishes and similar coatings ink and mastics
9.7	-0.1	-6.2	-11.0	19.4	-2.3	-12.2	0.4	1.8	-1.7	3.4	Manufacture of printing ink
4.9	-7.1	3.9	2.6	4.4	9.1	-11.0	-7.8	-1.4	-1.4	11.9	Manufacture of soap and detergents, cleaning and polishing preparations
											Manufacture of perfumes and toilet preparations
											Manufacture of photographic plates, films, sensitized paper and other sensitized unexposed materials
8.8	-0.1	4.4	-1.9	0.8	1.5	12.9	-1.3	3.2	1.8	-2.2	Manufacture of writing and drawing ink
											Manufacture of other chemical products n.e.c.
-0.3	-22.7	11.2	2.0	14.9	-3.0	26.0	-13.8	-3.8	10.8	-3.4	Other industry
6.3	-3.6	-12.4	17.7	-3.4	-0.8	1.8	-2.2	-3.9	0.0	2.6	<b>Manufacture of pharmaceuticals, medicinal chemical and botanical products</b>
7.6	-1.4	-14.3	17.5	-4.7	-5.3	4.0	-3.8	-1.9	-2.2	6.4	Manufacture of medicinal active substances to be used for their pharmacological properties in the manufacture of medicaments
0.5	-13.9	-2.2	18.8	2.6	18.6	-5.8	3.5	-10.9	8.3	-10.9	Other industry
34.4	0.6	-5.2	-3.4	1.2	-8.8	2.0	5.9	-6.5	-2.1	5.4	<b>Manufacture of rubber products</b>
3.5	8.2	16.4	-5.0	-3.1	-4.9	-2.9	11.3	-8.0	-4.4	5.7	Manufacture of rubber tyres for vehicles
13.0	-6.6	7.8	0.02	6.0	-0.7	-1.1	1.9	-1.9	-2.1	4.5	Manufacture of interchangeable tyre treads and retreading rubber tyres
14.7	-0.8	-0.2	-4.5	12.2	-3.1	-3.0	2.5	4.7	1.4	-13.7	Manufacture of other products of natural or synthetic rubber, unvulcanized, vulcanized or hardened
											Rubber remilling and latex processing
43.4	0.8	-7.3	-4.5	0.2	-10.9	3.1	7.7	-8.5	-2.8	8.4	Manufacture of rubber gloves
8.5	-1.6	-0.7	7.8	-0.6	-2.4	2.0	-4.7	-3.0	-0.2	6.1	Manufacture of other rubber products n.e.c.
10.7	9.5	1.3	-10.1	7.1	-1.2	-1.2	1.3	1.2	-5.5	-4.9	<b>Manufacture of plastics products</b>
14.4	3.5	3.3	-7.4	1.9	-4.0	-0.5	4.0	2.0	-5.2	-1.6	Manufacture of semi-manufactures of plastic products
											Manufacture of finished plastic products
8.9	13.0	4.2	-11.2	8.3	-3.3	-0.2	-1.0	-1.9	-6.3	-5.3	Manufacture of plastic articles for the packing of goods
15.9	-2.9	3.6	-7.1	15.5	-2.6	2.3	1.4	5.2	-11.7	-4.4	Manufacture of builders' plastics ware
12.3	16.9	-4.1	-4.0	9.5	-2.1	-5.1	4.1	-8.4	-4.3	-2.8	Manufacture of plastic tableware, kitchenware and toilet articles
7.9	10.0	-2.8	-15.0	7.8	6.0	-2.0	0.7	9.3	-3.9	-8.7	Manufacture of diverse plastic products n.e.c.
-0.2	-3.3	-3.6	-5.0	11.0	-11.6	-8.2	0.3	9.6	5.0	2.1	<b>Manufacture of glass and glass products</b>

Jadual Table **1.4c** : Nilai Jualan Sektor Pembuatan Mengikut Kumpulan: Perubahan Peratusan Bulanan/Suku Tahunan  
 : Sales Value of Manufacturing Sector by Group: Monthly/Quarterly Percentage Change

Kod Kumpulan Group code	Keterangan Kumpulan/Tempoh	2023				2024				2024	
		Q1	Q2	Q3	Q4	Q1	Q2	Q3	Q4	Jan.	Feb.
<b>239</b>	<b>Pembuatan pengeluaran galian bukan logam t.t.t.l.</b>	<b>12.9</b>	<b>-10.8</b>	<b>0.5</b>	<b>6.9</b>	<b>12.6</b>	<b>-10.3</b>	<b>-0.6</b>	<b>2.6</b>	<b>8.6</b>	<b>-5.4</b>
23911	Pembuatan mortar refraktori dan konkrit &	10.7	-6.4	2.3	6.3	3.4	-11.1	4.2	11.2	7.6	-7.2
23921	Pembuatan seramik bukan refraktori										
23930	Pembuatan produk porselin dan seramik lain	-0.6	-6.9	1.2	5.8	-13.2	6.2	3.8	-7.3	-9.0	-3.8
23941	Pembuatan simen hidraulik	15.2	-12.2	-3.2	6.4	13.6	-11.1	-5.0	4.4	8.5	-2.2
23951	Pembuatan konkrit dan mortar siap bancuh dan banchuan kering	13.7	-11.0	0.5	4.4	12.7	-11.9	1.5	-0.6	7.1	-5.2
23952	Pembuatan konkrit pratuangan, simen atau artikel batu buatan yang digunakan dalam pembinaan;										
23953	& Pembuatan komponen struktur pasang siap untuk bangunan atau kejuruteraan awam dari simen, batu atau konkrit buatan	11.7	-9.8	2.8	8.4	16.5	-11.2	0.1	3.6	12.6	-9.5
23959	& Pembuatan artikel konkrit, simen dan plaster lain t.t.t.l.										
23990	Pembuatan produk mineral bukan logam lain t.t.t.l.	11.2	-14.5	3.7	10.2	9.6	-4.3	-0.9	-2.7	2.1	1.8
	Industri lain	20.4	-6.7	-6.7	1.0	2.7	-10.6	5.5	4.9	5.6	-1.2
<b>241</b> <b>( 24101 &amp; 24102 &amp; 24103 &amp; 24104 &amp; 24109 )</b>	<b>Pembuatan besi dan keluli asas</b>	<b>2.2</b>	<b>-19.1</b>	<b>7.2</b>	<b>21.5</b>	<b>1.8</b>	<b>-16.1</b>	<b>3.9</b>	<b>16.2</b>	<b>-2.9</b>	<b>5.3</b>
<b>242</b> <b>( 24201 &amp; 24202 &amp; 24209 )</b>	<b>Pembuatan logam asas berharga dan logam bukan ferus lain</b>	<b>-0.8</b>	<b>-18.9</b>	<b>-1.0</b>	<b>27.6</b>	<b>-2.7</b>	<b>-10.6</b>	<b>-2.7</b>	<b>20.4</b>	<b>-2.1</b>	<b>-3.6</b>
<b>243</b>	<b>Pengacuan logam</b>	<b>-6.7</b>	<b>5.6</b>	<b>1.2</b>	<b>5.3</b>	<b>6.7</b>	<b>-0.7</b>	<b>-3.7</b>	<b>2.2</b>	<b>13.4</b>	<b>-6.6</b>
<b>251 &amp; 252</b>	<b>Pembuatan produk struktur logam, tangki, takungan, penjana wap, senjata dan peluru</b>	<b>10.1</b>	<b>-0.8</b>	<b>-6.3</b>	<b>8.8</b>	<b>10.2</b>	<b>-3.1</b>	<b>-13.4</b>	<b>5.9</b>	<b>5.0</b>	<b>-4.9</b>
25113	Pembuatan pintu, tingkap dan bingkai, penutup tingkap dan pintu pagar daripada logam	14.5	-0.9	-8.7	8.3	12.5	-3.0	-11.3	7.7	6.6	-5.1
25119	Pembuatan produk struktur logam lain										
25120	Pembuatan tangki, takungan dan kontena daripada logam	-0.7	0.4	0.0	11.2	5.5	-2.5	-19.5	1.3	1.1	-4.1
	Industri lain	9.8	-8.7	-3.0	-3.7	-0.9	-12.0	-5.1	-0.5	2.3	-6.6
<b>259</b>	<b>Pembuatan lain-lain produk yang direka daripada logam; aktiviti perkhidmatan kerja logam</b>	<b>4.5</b>	<b>-3.5</b>	<b>-1.3</b>	<b>10.7</b>	<b>7.9</b>	<b>-0.3</b>	<b>-2.9</b>	<b>6.0</b>	<b>2.2</b>	<b>-7.5</b>
25910	Tempaan, tekanan, hentakan dan bentuk gelekkan logam; serbuk metalurgi	-1.0	0.2	1.5	2.5	-1.4	0.6	1.7	2.8	0.2	-4.5
25920	Rawatan dan penyalutan logam; menggunakan mesin	10.9	-15.7	-6.4	21.5	28.8	13.4	-4.6	11.9	5.0	-2.8
25991	Pembuatan tin untuk produk makanan dan minuman, tiub dan kotak boleh dilipat	3.7	-0.4	7.0	10.7	6.8	-7.3	-8.8	8.3	1.3	-10.6
25992	Pembuatan kabel, plaited bands (jalur/pita berpintal) dan artikel seumpamanya daripada logam	6.7	-3.5	-5.2	9.7	12.4	-0.1	-6.8	4.3	5.0	-2.1
25993	Pembuatan bolt, skru, nat dan produk uliran seumpamanya										
25994	Pembuatan barangan rumah daripada logam	9.0	-1.3	0.7	4.3	7.2	-0.1	-5.1	4.3	9.7	-1.5
25999	Pembuatan produk lain yang direka daripada logam t.t.t.l.	0.6	-1.9	-2.3	13.5	-0.4	-4.1	3.7	5.8	-0.7	-18.1
	Industri lain	21.8	-1.1	7.3	8.0	2.9	3.7	8.4	2.8	-0.8	3.6
<b>261</b>	<b>Pembuatan komponen dan papan elektronik</b>	<b>-2.7</b>	<b>-5.6</b>	<b>6.7</b>	<b>-7.6</b>	<b>5.6</b>	<b>-0.9</b>	<b>9.3</b>	<b>-7.2</b>	<b>-5.8</b>	<b>14.7</b>
26101	Pembuatan diod, transistor dan alatan semikonduktor yang seumpamanya	-4.9	-8.1	11.3	-9.5	5.9	-0.3	11.7	-9.5	-10.2	14.5
26102	Pembuatan litar elektronik bersepadu dengan pemasangan mikro										
26103	Pembuatan kapasitor dan perintang elektrik										
26104	& Pembuatan papan litar bercetak	1.3	-4.2	-1.0	-6.6	4.5	-2.2	3.9	-6.4	-1.6	17.8
26105	& Pembuatan komponen paparan										
26109	Pembuatan komponen lain untuk aplikasi elektronik	-10.1	23.3	21.0	7.3	11.3	2.2	19.4	8.5	13.9	-1.6
<b>262</b> <b>( 26201 &amp; 26202 )</b>	<b>Pembuatan komputer dan kelengkapan peranti</b>	<b>8.0</b>	<b>12.9</b>	<b>-17.5</b>	<b>3.6</b>	<b>23.8</b>	<b>24.5</b>	<b>-16.8</b>	<b>-10.2</b>	<b>14.0</b>	<b>11.9</b>
<b>263/ 26300</b>	<b>Pembuatan peralatan komunikasi</b>	<b>5.5</b>	<b>30.0</b>	<b>14.5</b>	<b>-12.4</b>	<b>1.6</b>	<b>23.0</b>	<b>8.5</b>	<b>-11.9</b>	<b>-12.1</b>	<b>1.5</b>
<b>264/ 26400</b>	<b>Pembuatan peralatan elektronik pengguna</b>	<b>-5.0</b>	<b>-2.6</b>	<b>20.6</b>	<b>-8.2</b>	<b>-10.2</b>	<b>6.4</b>	<b>17.1</b>	<b>-14.7</b>	<b>-4.8</b>	<b>2.6</b>
<b>265</b>	<b>Pembuatan kelengkapan mengukur, menguji, memandu arah dan kawalan; jam tangan dan jam</b>	<b>-10.8</b>	<b>-13.0</b>	<b>23.7</b>	<b>12.4</b>	<b>-6.7</b>	<b>-1.1</b>	<b>22.7</b>	<b>9.0</b>	<b>-5.7</b>	<b>-7.0</b>
26511	Pembuatan kelengkapan mengukur, menguji, memandu arah & kawalan	-8.9	-14.2	22.6	13.4	-5.1	-0.2	23.1	9.1	-4.9	-6.6
26512	Pembuatan kelengkapan kawalan proses perindustrian										
26520	Pembuatan jam tangan dan jam dan bahagiannya	-25.3	-2.4	32.9	4.5	-19.9	-10.2	18.1	8.8	-12.5	-10.3
<b>266/ 26600</b>	<b>Pembuatan peralatan penyinaran, perubatan elektro dan elektroterapeutik</b>	<b>-12.0</b>	<b>-5.5</b>	<b>10.8</b>	<b>17.9</b>	<b>1.6</b>	<b>-17.3</b>	<b>1.2</b>	<b>11.5</b>	<b>16.0</b>	<b>-18.8</b>

2025											Group Description/Period
Mac	Apr.	Mei	Jun	Jul.	Ogo.	Sep.	Okt.	Nov.	Dis.	Jan.	
6.6	-7.2	-8.1	-0.5	3.6	-0.1	-2.4	-2.9	9.1	3.7	7.8	<b>Manufacture of non-metallic mineral products n.e.c.</b>
											<i>Manufacture of refractory mortars and concretes</i>
3.1	-8.8	-1.2	-4.1	1.8	7.7	1.6	0.5	7.0	6.2	-1.2	<i>Manufacture of non-refractory ceramic</i>
-5.2	9.4	1.7	2.7	7.3	-5.0	-6.6	-0.9	1.9	-4.4	-9.3	<i>Manufacture of other porcelain and ceramic products</i>
9.5	-8.2	-12.0	-0.2	1.4	-1.5	-2.6	-0.1	8.4	3.6	7.5	<i>Manufacture of hydraulic cement</i>
7.2	-8.5	-9.5	0.02	4.4	3.0	-3.9	-3.9	5.8	3.8	10.8	<i>Manufacture of ready-mix and dry-mix concrete and mortars</i>
											<i>Manufacture of precast concrete, cement or artificial stone articles for use in construction</i>
5.8	-5.6	-10.7	2.9	2.1	0.5	-1.0	-5.3	11.9	5.4	11.3	<i>Manufacture of prefabricated structural components for building or civil engineering of cement, concrete or artificial stone</i>
10.0	-12.8	9.0	-9.7	8.8	-4.5	-6.7	-2.7	10.8	-2.0	0.4	<i>Manufacture of other articles of concrete, cement and plaster n.e.c.</i>
-9.2	2.3	-6.2	-7.0	18.3	-6.8	1.0	2.4	4.1	4.1	-3.0	<i>Manufacture of other non-metallic mineral products n.e.c.</i>
											<i>Other industry</i>
<b>6.0</b>	<b>-10.8</b>	<b>-13.8</b>	<b>-6.4</b>	<b>-2.9</b>	<b>14.9</b>	<b>21.0</b>	<b>1.3</b>	<b>-1.5</b>	<b>-5.2</b>	<b>-2.1</b>	<b>Manufacture of basic iron and steel</b>
<b>7.5</b>	<b>0.4</b>	<b>-15.5</b>	<b>-13.2</b>	<b>-4.3</b>	<b>16.9</b>	<b>20.2</b>	<b>-2.2</b>	<b>6.0</b>	<b>1.1</b>	<b>-3.4</b>	<b>Manufacture of basic precious and other non-ferrous metals</b>
<b>5.5</b>	<b>10.1</b>	<b>-12.1</b>	<b>-9.6</b>	<b>-5.0</b>	<b>16.4</b>	<b>7.1</b>	<b>-2.5</b>	<b>-5.5</b>	<b>-2.3</b>	<b>2.2</b>	<b>Casting of metals</b>
<b>1.9</b>	<b>1.1</b>	<b>-7.8</b>	<b>4.7</b>	<b>-14.4</b>	<b>2.0</b>	<b>-1.2</b>	<b>-1.3</b>	<b>4.8</b>	<b>12.2</b>	<b>2.9</b>	<b>Manufacture of structural metal products, tanks, reservoirs , steam generators , weapons and ammunition</b>
											<i>Manufacture of metal doors, windows and their frames, shutters and gates</i>
-0.6	2.4	-5.8	2.3	-13.2	3.1	1.8	-3.1	4.9	15.4	1.3	<i>Manufacture of other structural metal products</i>
9.0	-1.3	-13.3	12.1	-18.6	-0.7	-9.8	4.2	4.7	4.0	8.6	<i>Manufacture of tanks, reservoirs and containers of metal</i>
-1.0	-6.6	-1.6	-5.7	1.7	-3.3	-0.5	-1.5	3.3	0.9	-1.2	<i>Other industry</i>
<b>12.1</b>	<b>1.7</b>	<b>-10.6</b>	<b>1.6</b>	<b>-1.4</b>	<b>2.4</b>	<b>-1.0</b>	<b>3.2</b>	<b>-0.2</b>	<b>8.5</b>	<b>1.0</b>	<b>Manufacture of other fabricated metal products; metal working service activities</b>
											<i>Forging, pressing, stamping and roll-forming of metal; powder metallurgy</i>
3.1	2.9	-4.8	1.6	1.6	3.9	-5.4	5.6	-1.1	1.4	-0.9	<i>Treatment and coating of metals; machining</i>
28.3	-1.3	-9.3	16.7	-15.5	5.4	5.1	3.5	0.1	8.2	5.5	<i>Manufacture of tins and cans for food products, collapsible tubes and boxes</i>
10.4	-0.4	-11.8	-5.3	-4.1	4.1	1.1	3.9	-3.8	14.6	-1.5	<i>Manufacture of metal cable, plaited bands and similar articles</i>
											<i>Manufacture of bolts, screws, nuts and similar threaded products</i>
8.0	0.9	-7.1	-1.5	-4.0	3.9	-5.9	2.9	1.9	8.8	4.2	<i>Manufacture of metal household articles</i>
-6.7	4.2	-1.4	5.6	-10.1	4.4	-1.9	1.7	2.5	2.3	-0.9	<i>Manufacture of any other fabricated metal products n.e.c.</i>
18.3	5.1	-19.1	1.2	11.8	-3.1	3.8	1.7	-1.5	11.1	-2.3	<i>Other industry</i>
3.0	4.4	-7.3	3.7	9.1	0.9	-3.2	2.3	6.6	-5.3	-6.6	<i>Other industry</i>
<b>18.8</b>	<b>-23.0</b>	<b>12.0</b>	<b>6.8</b>	<b>-8.9</b>	<b>11.5</b>	<b>8.5</b>	<b>-14.9</b>	<b>1.9</b>	<b>-3.9</b>	<b>-6.0</b>	<b>Manufacture of electronic components and boards</b>
											<i>Manufacture of diodes, transistors and similar semiconductor devices</i>
25.2	-26.4	13.1	10.6	-7.9	11.0	5.6	-14.9	-1.3	0.3	-10.4	<i>Manufacture of electronic integrated circuits micro assemblies</i>
											<i>Manufacture of electrical capacitors and resistors</i>
11.8	-18.6	8.0	2.6	-11.2	12.9	9.8	-16.8	9.0	-11.4	2.3	<i>Manufacture of printed circuit boards</i>
											<i>Manufacture of display components</i>
4.4	-16.8	31.0	-1.4	-4.1	7.6	29.5	-6.2	-7.1	2.4	-10.3	<i>Manufacture of other components for electronic applications</i>
<b>-2.1</b>	<b>35.0</b>	<b>-15.6</b>	<b>2.0</b>	<b>0.8</b>	<b>-1.5</b>	<b>-38.5</b>	<b>33.1</b>	<b>-11.9</b>	<b>14.2</b>	<b>9.5</b>	<b>Manufacture of computers and peripheral equipment</b>
<b>13.0</b>	<b>-11.4</b>	<b>40.5</b>	<b>1.2</b>	<b>-9.2</b>	<b>10.1</b>	<b>1.2</b>	<b>-19.9</b>	<b>10.4</b>	<b>-3.2</b>	<b>-11.9</b>	<b>Manufacture of communication equipment</b>
<b>9.0</b>	<b>-16.5</b>	<b>25.0</b>	<b>6.7</b>	<b>3.1</b>	<b>5.0</b>	<b>-4.5</b>	<b>-7.3</b>	<b>-6.9</b>	<b>-6.5</b>	<b>-17.7</b>	<b>Manufacture of consumer electronics</b>
<b>11.5</b>	<b>-19.0</b>	<b>21.0</b>	<b>6.1</b>	<b>-1.1</b>	<b>14.0</b>	<b>8.4</b>	<b>-0.9</b>	<b>1.0</b>	<b>-1.5</b>	<b>-4.6</b>	<b>Manufacture of measuring, testing, navigating and control equipment; watches and clocks</b>
											<i>Manufacture of measuring, testing, navigating and control equipment</i>
12.1	-19.4	22.3	6.7	-2.1	14.6	9.5	-1.3	0.4	-1.3	-6.0	<i>Manufacture of industrial process control equipment</i>
6.3	-15.0	8.3	-0.6	11.4	7.5	-3.6	4.3	8.7	-3.8	10.5	<i>Manufacture of watches and clocks and parts</i>
<b>10.1</b>	<b>-16.4</b>	<b>9.5</b>	<b>-18.3</b>	<b>4.1</b>	<b>15.5</b>	<b>-5.5</b>	<b>5.2</b>	<b>8.8</b>	<b>-2.1</b>	<b>12.2</b>	<b>Manufacture of irradiation, electromedical and electrotherapeutic equipment</b>

Jadual Table **1.4c** : Nilai Jualan Sektor Pembuatan Mengikut Kumpulan: Perubahan Peratusan Bulanan/Suku Tahunan  
 : Sales Value of Manufacturing Sector by Group: Monthly/Quarterly Percentage Change

Kod Kumpulan Group code	Keterangan Kumpulan/Tempoh	2023				2024				2024	
		Q1	Q2	Q3	Q4	Q1	Q2	Q3	Q4	Jan.	Feb.
267 ( 26701 & 26702 ) & 268 (26800)	Pembuatan peralatan optikal, kelengkapan fotografi, media magnetik dan optikal	1.9	0.5	21.7	2.4	6.5	-16.2	9.3	19.1	9.2	-6.3
271	Pembuatan motor elektrik, penjana, transformer dan perkakasan pengagihan dan pengawalan elektrik	-5.4	5.9	25.5	-11.8	-11.0	5.7	17.9	-5.5	-1.4	-10.0
	27101 Pembuatan motor elektrik, penjana dan transformer	-11.7	-0.8	32.2	-11.1	-12.4	2.0	28.9	-8.3	1.0	-12.2
	27102 Pembuatan perkakasan pengagihan dan pengawalan elektrik	-2.8	8.5	23.2	-12.0	-10.5	7.1	13.9	-4.3	-2.3	-9.1
272/ 27200	Pembuatan bateri dan akumulator	-25.3	8.8	-15.4	16.9	-10.5	13.1	25.1	-15.9	-2.3	-11.2
273	Pembuatan pendawaian dan peranti pendawaian	-2.9	-2.1	4.4	-3.6	-5.4	3.4	5.8	-1.9	7.1	-12.1
	27310 Pembuatan kabel gentian optikal	15.2	15.4	1.7	-13.2	2.8	3.8	-9.1	-9.9	2.2	-6.2
	27320 Pembuatan wayar dan kabel elektronik dan elektrik lain	-4.0	-3.3	4.6	-2.7	-6.9	3.0	8.0	-1.8	6.6	-12.9
	27330 Pembuatan alatan pendawaian pembawa dan bukan pembawa arus untuk litar elektrik (tanpa mengira jenis bahan)	2.5	4.0	4.3	-8.1	11.3	7.6	-12.1	2.8	19.9	-5.9
274/ 27400	Pembuatan kelengkapan pencahayaan elektrik	-7.2	-1.4	30.4	-8.8	-0.7	-3.9	38.1	-1.3	12.9	-7.7
275/ 27500	Pembuatan perkakasan domestik	-8.4	2.3	7.1	-14.4	9.9	0.9	6.4	-13.5	10.5	-0.5
279/ 27900	Pembuatan kelengkapan elektrik lain	-2.1	8.2	8.0	-6.9	-14.1	-2.9	7.2	-3.5	-2.7	-15.8
281 & 282	Pembuatan jentera kegunaan umum dan kegunaan khas	-10.8	6.6	-8.5	13.4	-8.0	8.1	-8.7	17.5	-7.1	-6.0
	28120 Pembuatan alat-alat kuasa bendalir &	-29.8	-1.3	6.2	36.3	-28.6	-4.0	2.8	26.5	-17.7	-8.7
	28130 Pembuatan pam, pemampat, kepala paip dan injap lain										
	28180 Pembuatan alatan tangan yang menggunakan kuasa dilengkapkan dengan motor elektrik atau bukan motor elektrik atau pneumatik &	-15.2	8.5	-5.8	16.1	-4.1	11.0	-9.9	13.3	-8.4	-4.9
	28220 Pembuatan jentera pembentukan logam dan alatan mesin										
	28192 Pembuatan mesin penyaman udara, termasuk untuk kenderaan bermotor	-3.6	11.6	-25.8	23.4	0.8	11.0	-18.2	23.1	-3.4	-5.9
	28290 Pembuatan lain-lain mesin bertujuan khas t.t.t.l. Industri lain	-14.7	-1.5	-14.3	11.1	-17.9	13.9	-14.1	25.7	-13.4	-11.9
		-4.4	8.5	3.6	3.3	-6.5	2.9	0.4	12.1	-2.9	-3.6
291 ( 29101 & 29102 )	Pembuatan kenderaan bermotor	-13.6	-20.2	18.3	37.9	-10.6	-17.2	-0.2	10.2	1.5	-17.5
292/ 29200	Pembuatan kerangka (coachwork) untuk kenderaan bermotor; pembuatan treler dan semi treler	-0.6	-2.3	-5.2	19.8	-32.8	5.7	13.8	30.8	-29.6	-12.4
293/ 29300	Pembuatan alat ganti dan aksesori untuk kenderaan bermotor	4.2	1.1	9.8	-1.9	0.5	-2.7	9.8	-5.4	4.4	-3.4
301 ( 30110 & 30120 )	Pembinaan kapal dan bot	5.0	-5.7	-24.6	27.6	0.0	1.1	-17.9	46.4	-1.6	2.9
302, 303, 304 & 309	Pembuatan lokomotif keretapi, rolling stock, kapal angkasa dan udara, jentera berkaitan, kenderaan tempur ketenteraan, dan kelengkapan pengangkutan t.t.t.l.	-15.9	-1.6	2.6	17.7	-8.1	-4.3	-3.5	7.8	-3.5	-10.6
	30910 Pembuatan motosikal	-18.2	6.1	12.2	7.7	2.1	-5.1	-3.9	4.4	8.3	-14.4
	30920 Pembuatan basikal dan invalid carriages Industri lain	-22.5	-1.0	-15.1	12.6	-3.6	3.3	-6.6	14.9	5.9	-17.6
		-11.0	-5.6	6.6	25.4	-14.9	-7.0	-1.7	6.6	-13.2	-4.9
310	Pembuatan perabot	4.6	-20.4	-2.5	35.2	7.3	-21.9	-5.6	31.4	5.1	-7.9
	31001 Pembuatan perabot kayu dan rotan Industri lain	8.2	-24.6	2.4	30.6	14.1	-24.6	-4.4	28.8	6.8	-3.1
		1.0	-16.0	-7.1	39.9	0.7	-19.0	-6.8	34.1	3.4	-12.7
321 ( 32110 & 32120 )	Pembuatan barang kemas, bijouterie dan artikel berkaitan	-5.7	16.6	-15.4	13.6	0.8	21.2	-3.8	-1.7	6.8	-14.0
322, 325 & 329	Pembuatan instrumen muzik, peralatan dan bekalan perubatan dan pergigian dan pembuatan lain t.t.t.l.	5.6	12.9	5.2	-11.8	-5.1	9.2	-10.2	-4.8	-2.2	0.3
	32901 Pembuatan alat tulis Industri lain	12.4	3.5	-0.3	-9.6	2.0	16.4	1.8	-9.3	1.2	-6.5
		3.5	16.1	6.9	-12.5	-7.2	7.0	-14.4	-2.9	-3.3	2.6
323/ 32300	Pembuatan barangan sukan	12.5	4.8	-20.9	11.5	13.1	-2.4	-24.7	5.9	11.6	-7.9
324/ 32400	Pembuatan permainan dan mainan	-8.7	26.5	-26.2	-3.9	4.5	39.9	1.5	-14.6	6.4	0.5
331 & 332	Pembaikan pemasangan produk logam, jentera, kelengkapan dan pemasangan jentera perindustrian dan kelengkapan	-3.6	-14.9	3.4	19.6	-0.4	-13.0	0.4	18.7	-1.7	-3.8
	33150 Pembaikan dan penyelenggaraan kelengkapan pengangkutan kecuali motosikal dan basikal Industri lain	-5.2	-15.1	8.7	18.8	2.1	-9.5	1.9	22.8	-2.5	-1.3
		-2.6	-14.8	0.3	20.1	-2.0	-15.1	-0.6	15.8	-1.3	-5.3
	<b>Jumlah Pembuatan</b>	<b>-5.3</b>	<b>-2.3</b>	<b>3.3</b>	<b>1.7</b>	<b>-0.9</b>	<b>1.5</b>	<b>4.1</b>	<b>-0.3</b>	<b>1.9</b>	<b>-4.3</b>

2025											Group Description/Period
Mac	Apr.	Mei	Jun	Jul.	Ogo.	Sep.	Okt.	Nov.	Dis.	Jan.	
9.0	-16.7	-0.02	-8.7	12.6	5.1	-0.4	19.7	-1.3	-3.1	2.1	<b>Manufacture of optical instruments, photographic equipment, magnetic and optical media</b>
4.1	6.1	2.5	-3.2	12.6	7.3	3.6	-2.5	-9.6	-3.5	-4.6	<b>Manufacture of electric motors, generators, transformers and electricity distribution and control apparatus</b>
1.4	5.9	0.7	-1.7	15.3	16.9	4.1	-2.8	-17.2	-3.8	-11.1	Manufacture of electric motors, generators and transformers
5.2	6.1	3.2	-3.7	11.6	3.7	3.3	-2.3	-6.4	-3.4	-2.3	Manufacture of electricity distribution and control apparatus
1.1	9.7	10.4	-0.8	16.1	1.6	11.1	-18.2	-3.9	-6.1	28.1	<b>Manufacture of batteries and accumulators</b>
-1.8	6.0	10.4	-9.7	8.0	0.8	2.9	0.4	-4.3	-4.7	0.8	<b>Manufacture of wiring and wiring devices</b>
-4.8	6.2	7.7	-5.1	-14.4	26.8	-24.9	-2.1	3.0	5.3	-9.9	Manufacture of fibre optic cables
-1.9	6.0	10.6	-10.0	10.9	-0.6	4.9	0.3	-5.0	-5.1	0.3	Manufacture of other electronic and electric wires and cables
0.8	5.2	10.3	-8.3	-12.1	5.7	-3.3	3.1	2.0	-3.6	14.5	Manufacture of current-carrying and non current-carrying wiring devices for electrical circuits regardless of material
-4.0	-1.5	10.8	-10.9	27.0	21.6	-1.8	-1.2	-8.5	2.6	-9.0	<b>Manufacture of electric lighting equipment</b>
6.6	-0.3	-6.7	5.5	1.0	10.9	-8.7	-8.6	-3.5	-1.6	5.2	<b>Manufacture of domestic appliances</b>
5.8	-7.6	9.6	2.8	-1.2	5.2	-0.1	-3.4	-7.6	11.2	3.5	<b>Manufacture of other electrical equipment</b>
1.0	12.0	-2.4	-1.8	-9.8	4.5	0.6	5.3	13.2	1.9	-7.3	<b>Manufacture of general-purpose and special-purpose machinery</b>
-19.5	11.8	1.9	5.5	-10.9	12.0	7.3	-1.0	25.1	2.3	-19.9	Manufacture of fluid power equipment
3.9	11.5	-3.0	2.1	-9.4	0.7	-4.0	4.1	15.3	3.5	-6.2	Manufacture of other pumps, compressors, taps and valves
-0.2	15.8	1.3	-8.5	-21.6	18.3	-4.7	10.7	10.6	4.7	-4.5	Manufacture of power-driven hand tools with self-contained electric or non-electric motor or pneumatic drives
10.5	21.6	-9.7	-6.7	-7.7	-8.1	20.9	1.7	17.0	2.5	-13.0	Manufacture of metal-forming machinery and machine tools
-0.9	5.0	-1.1	1.6	-2.5	4.4	-1.7	5.8	9.5	-1.6	-4.4	Manufacture of air-conditioning machines, including for motor vehicles
-4.4	-6.2	11.3	-27.0	25.9	3.5	-21.1	28.9	-0.8	0.1	-12.5	Manufacture of other special-purpose machinery n.e.c.
27.9	-11.1	4.4	8.7	9.7	-7.7	6.3	25.6	9.1	-9.2	7.2	<b>Manufacture of motor vehicles</b>
-4.1	1.0	13.3	-22.6	30.8	-0.6	-10.4	-0.9	7.2	-4.6	-6.6	Manufacture of bodies (coachwork) for motor vehicles; manufacture of trailers and semi-trailers
24.0	8.3	-25.5	-9.6	-5.8	-2.4	18.3	26.2	8.5	-2.4	-0.9	<b>Manufacture of parts and accessories for motor vehicles</b>
11.1	-5.7	-3.0	1.0	-3.9	0.3	2.1	7.0	2.5	-7.0	-7.2	<b>Building of ships and boats</b>
-0.4	-0.1	2.2	-2.4	3.8	-5.9	-8.6	5.6	14.5	-6.0	-1.0	Manufacture of railway locomotives, rolling stock, air and spacecraft, related machinery, military fighting vehicles and transport equipment n.e.c
17.8	-3.5	2.4	3.1	-12.2	7.3	-3.8	12.1	7.6	-6.4	-3.2	Manufacture of motorcycles
15.4	-9.4	-8.4	2.2	-4.6	1.1	11.5	5.5	-5.7	-7.9	-13.1	Manufacture of bicycles and invalid carriages
13.8	-19.0	0.3	-27.5	5.5	8.5	17.6	10.3	5.8	2.0	2.5	<b>Manufacture of furniture</b>
17.4	-23.1	-2.1	-28.6	7.8	15.4	8.0	8.6	10.1	2.9	4.1	Manufacture of wooden and cane furniture
9.9	-14.1	2.9	-26.4	3.3	1.4	28.7	11.9	1.8	1.0	0.8	Other industry
6.0	19.9	3.1	1.1	-8.9	0.0	11.4	-11.1	5.4	-1.5	9.6	<b>Manufacture of jewellery, bijouterie and related articles</b>
-2.5	11.3	7.6	-15.0	-2.5	-2.0	5.2	-9.9	4.3	0.0	1.0	<b>Manufacture of musical instruments, medical and dental instruments and supplies and other manufacturing n.e.c.</b>
10.3	10.4	1.0	1.2	3.5	-0.2	-8.0	-0.8	-8.1	7.0	-0.3	Manufacture of stationary
-6.2	11.6	9.9	-20.1	-4.8	-2.8	11.0	-13.2	9.5	-2.5	1.5	Other industry
8.5	14.5	-16.7	-20.8	-3.1	-0.1	-6.1	-2.9	16.9	6.5	10.4	<b>Manufacture of sports goods</b>
26.0	7.8	25.4	-12.4	3.9	0.9	-3.5	-5.1	-8.6	-7.8	3.1	<b>Manufacture of games and toys</b>
20.0	-3.5	-29.2	2.8	-4.0	10.9	25.5	-1.5	4.4	-5.5	-0.4	<b>Repair of fabricated metal products, machinery and equipment and installation of industrial machinery and equipment</b>
29.8	1.2	-36.2	0.6	-4.0	17.8	35.1	-6.9	10.0	-6.9	-2.8	Repair and maintenance of transport equipment except motorcycles and bicycles
14.0	-6.8	-23.9	4.3	-4.0	6.7	19.0	2.7	0.5	-4.5	1.3	Other industry
8.4	-3.3	1.1	0.8	0.6	4.4	-1.0	-0.5	0.3	-2.2	-0.2	<b>Total Manufacturing</b>

Jadual **1.5a** : Bilangan Pekerja Bergaji Sektor Pembuatan Mengikut Kumpulan  
 Table : Number of Paid Employees of Manufacturing Sector by Group

Kod Kumpulan Group code	Keterangan Kumpulan/Tempoh			2023				2024			
		2023	2024	Q1	Q2	Q3	Q4	Q1	Q2	Q3	Q4
101	Pemprosesan dan pengawetan daging	14,664	15,265	13,849	14,305	14,857	14,664	14,966	14,548	15,288	15,265
102	Pemprosesan dan pengawetan ikan, krustasea dan moluska	17,342	17,394	17,382	17,330	17,416	17,342	17,616	17,657	17,410	17,394
	10201 Pengetinan ikan, krustasea dan moluska &	14,485	14,280	14,711	14,566	14,554	14,485	14,642	14,690	14,245	14,280
	10202 Pemprosesan dan pengawetan ikan, krustasea dan moluska Industri lain	2,857	3,114	2,671	2,764	2,862	2,857	2,974	2,967	3,165	3,114
103	Pemprosesan dan pengawetan buah-buahan dan sayur - sayuran	10,127	9,524	10,536	10,835	10,474	10,127	10,789	10,401	9,719	9,524
	10303 Pengetinan nanas &	570	540	568	560	570	570	583	567	548	540
	10304 Pembuatan jem, marmalad dan sajian jeli Industri lain	9,557	8,984	9,967	10,275	9,904	9,557	10,206	9,834	9,172	8,984
104	Pembuatan minyak dan lemak daripada sayuran dan haiwan	89,888	92,217	85,462	85,734	89,500	89,888	89,298	90,516	91,201	92,217
	10404 Pembuatan minyak sayuran mentah dan bertapis &	4,477	4,782	4,124	4,141	4,465	4,477	4,604	4,666	4,772	4,782
	10406 Pembuatan sebatian lemak masakan	2,631	2,653	2,558	2,558	2,633	2,631	2,669	2,665	2,662	2,653
	10405 Pembuatan minyak kelapa Industri lain	82,779	84,782	78,780	79,035	82,401	82,779	82,025	83,184	83,767	84,782
105	Pembuatan produk tenusu	13,874	14,135	13,366	13,280	13,759	13,874	14,144	14,003	14,208	14,135
	10502 Pembuatan susu pekat, tepung dan sejat Industri lain	9,858	9,963	9,678	9,560	9,830	9,858	10,197	9,969	10,041	9,963
		4,017	4,172	3,689	3,719	3,928	4,017	3,947	4,034	4,167	4,172
106	Pembuatan produk bijian, kanji dan produk	11,538	11,591	11,341	11,257	11,509	11,538	11,325	11,202	11,819	11,591
	10611 Pengilangan beras	5,400	5,524	5,421	5,301	5,390	5,400	5,438	5,309	5,715	5,524
	10613 Pengilangan tepung Industri lain	5,223	5,236	5,010	5,044	5,202	5,223	4,992	5,005	5,243	5,236
		915	831	910	912	917	915	895	888	860	831
107	Pembuatan produk makanan lain	141,851	146,141	132,812	133,853	140,391	141,851	142,155	142,049	146,602	146,141
	10711 Pembuatan biskut dan cookies	14,889	15,052	14,747	14,600	14,836	14,889	14,430	14,578	15,291	15,052
	10712 Pembuatan roti, kek dan produk bakeri lain	33,814	35,131	31,832	32,231	33,443	33,814	33,618	34,421	35,535	35,131
	10713 Pembuatan produk snek	9,620	9,845	8,858	8,961	9,202	9,620	9,581	9,671	9,904	9,845
	10721 Pembuatan gula	1,836	1,829	1,760	1,783	1,878	1,836	1,829	1,829	1,810	1,829
	10731 Pembuatan produk koko	2,644	2,405	2,523	2,614	2,636	2,644	2,569	2,403	2,380	2,405
	10732 Pembuatan coklat dan produk coklat &	8,634	8,716	7,925	7,955	8,566	8,634	8,682	8,562	8,665	8,716
	10733 Pembuatan konfeksi gula	13,437	15,091	11,881	11,908	12,698	13,437	13,873	13,438	14,959	15,091
	10793 Pembuatan sos dan bahan perasa	18,153	18,807	15,474	16,158	18,537	18,153	18,596	18,293	18,994	18,807
	10799 Pembuatan produk makanan lain t.t.t.l. Industri lain	38,825	39,266	37,813	37,642	38,595	38,825	38,979	38,855	39,064	39,266
108/10800	Pembuatan makanan haiwan tersedia	13,666	13,914	15,606	15,188	14,266	13,666	13,947	13,790	13,652	13,914
110	Pembuatan minuman ringan	16,805	17,239	16,770	16,865	16,602	16,805	17,129	17,336	16,952	17,239
	11041 Pembuatan minuman ringan	10,717	11,025	10,744	10,847	10,607	10,717	10,884	11,080	10,826	11,025
	11042 Pengeluaran air mineral semulajadi dan minuman lain yang dibotolkan Industri lain	4,111	4,234	4,197	4,172	4,104	4,111	4,247	4,238	4,176	4,234
		1,976	1,981	1,829	1,846	1,890	1,976	1,998	2,018	1,951	1,981
120/12000	Pembuatan produk tembakau	1,259	1,278	1,448	1,254	1,271	1,259	1,331	1,251	1,274	1,278
131	Pemintalan, penenunan dan penyiapan tekstil	13,207	13,753	13,274	13,204	13,419	13,207	13,470	13,726	13,878	13,753
	13110 Penyediaan dan pemintalan gentian tekstil &	9,168	9,339	9,093	9,029	9,316	9,168	9,433	9,611	9,309	9,339
	13120 Penenunan tekstil	3,592	3,928	3,690	3,701	3,610	3,592	3,568	3,638	4,074	3,928
	13132 Pewarnaan, pelunturan, percetakan dan penyiapan akhir benang dan fabrik Industri lain	447	486	491	474	493	447	469	478	495	486
139	Pembuatan tekstil lain	15,096	14,845	14,841	15,173	15,177	15,096	14,854	14,914	14,920	14,845
	13910 Pembuatan fabrik dikait dan dikrusye Industri lain	5,531	5,465	5,619	5,657	5,593	5,531	5,407	5,552	5,483	5,465
		9,564	9,380	9,222	9,515	9,584	9,564	9,447	9,361	9,436	9,380
141	Pembuatan pakaian, kecuali pakaian berbulu	43,688	43,092	42,881	42,985	42,139	43,688	44,375	43,995	43,208	43,092
	14102 Pembuatan pakaian Industri lain	31,863	31,431	31,236	31,154	30,424	31,863	32,580	32,287	31,514	31,431
		11,825	11,661	11,645	11,831	11,715	11,825	11,795	11,708	11,693	11,661
142 & 143	Pembuatan artikel daripada kulit bulu dan pakaian yang dikait dan dikrusye	1,093	1,050	1,089	1,086	1,114	1,093	1,099	1,095	1,106	1,050
151 (15110 & 15120)	Penyamakan dan pembersihan kulit, pembuatan bagasi, beg tangan, pelana dan abah-abah pembersihan dan pewarnaan bulu	5,808	5,752	6,032	5,746	5,903	5,808	5,680	5,579	5,856	5,752
152	Pembuatan kasut	7,071	7,415	6,979	7,072	7,012	7,071	7,209	7,280	7,285	7,415
	15201 Pembuatan kasut kulit &	3,719	3,741	3,760	3,667	3,659	3,719	3,731	3,729	3,682	3,741
	15203 Pembuatan kasut getah Industri lain	3,352	3,674	3,219	3,405	3,353	3,352	3,478	3,551	3,603	3,674
161/16100	Pengilangan dan pengetaman kayu	24,448	24,600	25,234	24,629	24,640	24,448	24,271	24,178	24,415	24,600

2024												2025												Group Description/Period
Jan.	Feb.	Mac	Apr.	Mei	Jun	Jul.	Ogo.	Sep.	Okt.	Nov.	Dis.	Jan.	Feb.	Mac	Apr.	Mei	Jun	Jul.	Ogo.	Sep.	Okt.	Nov.	Dis.	
14,832	14,925	14,966	14,891	14,941	14,548	14,629	14,631	15,288	15,250	15,222	15,265	15,393	<b>Processing and preserving of meat</b>											
17,808	17,743	17,616	17,849	17,864	17,657	17,485	17,199	17,410	17,140	17,155	17,394	17,626	<b>Processing and preserving of fish, crustaceans</b>											
14,874	14,747	14,642	14,851	14,874	14,690	14,481	14,025	14,245	14,105	14,014	14,280	14,536	Canning of fish, crustaceans and molluscs											
2,934	2,996	2,974	2,998	2,990	2,967	3,004	3,173	3,165	3,035	3,141	3,114	3,091	Processing, curing and preserving of fish, other industry											
10,503	10,712	10,789	10,740	10,497	10,401	10,171	10,041	9,719	9,640	9,541	9,524	9,750	<b>Processing and preserving of fruits and vegetable</b>											
546	601	583	587	563	567	566	554	548	540	541	540	516	Pineapple canning											
9,957	10,112	10,206	10,152	9,933	9,834	9,606	9,487	9,172	9,100	9,000	8,984	9,234	Manufacture of jams, marmalades and table jellies											
89,773	89,390	89,298	89,531	89,947	90,516	91,435	91,307	91,201	91,158	91,778	92,217	92,195	<b>Manufacture of vegetable and animal oils and</b>											
4,426	4,588	4,604	4,690	4,682	4,666	4,668	4,796	4,772	4,796	4,781	4,782	4,913	Manufacture of crude and refined vegetable oil											
2,669	2,673	2,669	2,669	2,672	2,665	2,672	2,669	2,662	2,666	2,653	2,653	2,716	Manufacture of compound cooking fats											
82,678	82,129	82,025	82,172	82,592	83,184	84,096	83,842	83,767	83,696	84,344	84,782	84,565	Manufacture of coconut oil											
14,023	13,937	14,144	14,160	14,266	14,003	14,033	14,216	14,208	14,158	14,173	14,135	14,075	<b>Manufacture of dairy products</b>											
10,060	9,972	10,197	10,182	10,273	9,969	9,989	10,093	10,041	9,973	9,984	9,963	9,888	Manufacture of condensed, powdered and											
3,962	3,964	3,947	3,978	3,993	4,034	4,044	4,123	4,167	4,185	4,189	4,172	4,187	Other industry											
11,615	11,351	11,325	11,255	11,224	11,202	11,092	11,254	11,819	11,766	11,709	11,591	11,764	<b>Manufacture of grain mill products, starches</b>											
5,492	5,517	5,438	5,395	5,381	5,309	5,282	5,391	5,715	5,664	5,567	5,524	5,667	Rice milling											
5,226	4,940	4,992	4,977	4,967	5,005	4,918	4,996	5,243	5,264	5,311	5,236	5,277	Flour milling											
897	893	895	882	876	888	892	866	860	838	832	831	820	Other industry											
143,476	142,916	142,155	143,154	143,362	142,049	143,903	145,642	146,602	147,073	146,711	146,141	147,147	<b>Manufacture of other food products</b>											
14,944	14,786	14,430	14,408	14,575	14,578	15,020	15,159	15,291	15,210	15,171	15,052	14,876	Manufacture of biscuits and cookies											
34,029	34,078	33,618	34,687	34,712	34,421	35,257	35,470	35,535	35,386	35,309	35,131	35,255	Manufacture of bread, cakes and other bakery											
9,784	9,626	9,581	9,574	9,624	9,671	9,737	9,713	9,904	9,945	9,978	9,845	9,832	Manufacture of snack products											
1,839	1,843	1,829	1,825	1,831	1,829	1,822	1,816	1,810	1,801	1,804	1,829	1,829	Manufacture of sugar											
2,653	2,647	2,569	2,530	2,420	2,403	2,392	2,376	2,380	2,388	2,395	2,405	2,495	Manufacture of cocoa products											
8,761	8,708	8,682	8,613	8,638	8,562	8,652	8,555	8,665	8,744	8,722	8,716	8,799	Manufacture of chocolate and chocolate products											
13,754	13,723	13,873	13,897	13,753	13,438	13,612	14,912	14,959	15,112	15,117	15,091	15,478	Manufacture of sugar confectionery											
18,611	18,669	18,596	18,544	18,562	18,293	18,634	18,605	18,994	18,956	18,867	18,807	19,169	Manufacture of sauces and condiments											
39,100	38,836	38,979	39,074	39,246	38,855	38,776	39,036	39,064	39,529	39,349	39,266	39,415	Manufacture of other food products n.e.c.											
13,905	13,915	13,947	13,963	13,983	13,790	13,759	13,873	13,652	13,783	13,833	13,914	14,303	<b>Manufacture of prepared animal feeds</b>											
17,041	17,045	17,129	17,275	17,289	17,336	17,274	16,922	16,952	17,086	17,043	17,239	17,468	<b>Manufacture of beverages</b>											
10,808	10,787	10,884	10,989	11,000	11,080	11,046	10,761	10,826	10,910	10,888	11,025	11,044	Manufacture of soft drinks											
4,259	4,262	4,247	4,260	4,280	4,238	4,228	4,169	4,176	4,210	4,208	4,234	4,394	Production of natural mineral waters and other bottled waters											
1,974	1,996	1,998	2,026	2,009	2,018	2,001	1,992	1,951	1,966	1,947	1,981	2,030	Other industry											
1,272	1,320	1,331	1,256	1,245	1,251	1,245	1,179	1,274	1,275	1,265	1,278	1,287	<b>Manufacture of tobacco products</b>											
13,152	13,122	13,470	13,587	13,871	13,726	13,822	13,831	13,878	13,731	13,762	13,753	13,724	<b>Spinning, weaving and finishing of textiles</b>											
9,112	9,092	9,433	9,591	9,748	9,611	9,492	9,391	9,309	9,268	9,317	9,339	9,331	Preparation and spinning of textile fibres											
3,588	3,577	3,568	3,527	3,629	3,638	3,869	3,963	4,074	3,977	3,960	3,928	3,914	Weaving of textiles											
453	453	469	469	494	478	461	477	495	486	486	486	479	Dyeing, bleaching, printing and finishing of yarns and fabrics											
15,312	14,871	14,854	14,866	15,028	14,914	14,725	14,903	14,920	14,929	14,857	14,845	14,939	<b>Manufacture of other textiles</b>											
5,594	5,391	5,407	5,422	5,596	5,552	5,493	5,557	5,483	5,468	5,466	5,465	5,462	Manufacture of knitted and crocheted fabrics											
9,717	9,480	9,447	9,444	9,432	9,361	9,232	9,346	9,436	9,461	9,391	9,380	9,478	Other industry											
44,103	44,189	44,375	44,187	44,384	43,995	43,602	42,641	43,208	42,549	42,804	43,092	44,431	<b>Manufacture of wearing apparel, except fur</b>											
32,271	32,361	32,580	32,374	32,615	32,287	32,059	31,071	31,514	30,938	31,195	31,431	32,641	Manufacture of clothings											
11,831	11,828	11,795	11,813	11,769	11,708	11,543	11,570	11,693	11,610	11,609	11,661	11,790	Other industry											
1,100	1,098	1,099	1,126	1,120	1,095	1,091	1,077	1,106	1,050	1,056	1,050	1,056	<b>Manufacture of articles of fur, knitted and crocheted apparel</b>											
5,772	5,751	5,680	5,665	5,646	5,579	5,615	5,690	5,856	5,851	5,821	5,752	5,750	<b>Tanning and dressing of leather; manufacture of luggage, handbags, saddlery and harness; dressing and dyeing of fur</b>											
7,181	7,270	7,209	7,186	7,291	7,280	7,210	7,175	7,285	7,370	7,426	7,415	7,411	<b>Manufacture of footwear</b>											
3,827	3,802	3,731	3,687	3,730	3,729	3,667	3,684	3,682	3,726	3,768	3,741	3,733	Manufacture of leather footwear											
3,354	3,467	3,478	3,499	3,560	3,551	3,543	3,492	3,603	3,644	3,658	3,674	3,677	Manufacture of rubber footwear											
24,204	23,918	24,271	24,315	24,708	24,178	23,901	24,645	24,415	24,524	24,631	24,600	24,491	<b>Sawmilling and planning of wood</b>											

Jadual  
Table **1.5a** : Bilangan Pekerja Bergaji Sektor Pembuatan Mengikut Kumpulan  
: Number of Paid Employees of Manufacturing Sector by Group

Kod Kumpulan Group code	Keterangan Kumpulan/Tempoh			2023				2024			
		2023	2024	Q1	Q2	Q3	Q4	Q1	Q2	Q3	Q4
<b>162</b>	<b>Pembuatan produk daripada kayu, gabus, jerami dan bahan jalinan lain</b>	<b>69,802</b>	<b>70,057</b>	<b>67,728</b>	<b>68,036</b>	<b>68,637</b>	<b>69,802</b>	<b>67,760</b>	<b>69,742</b>	<b>69,343</b>	<b>70,057</b>
16211	Pembuatan kepingan venier dan papan lapis	39,618	40,672	37,446	37,646	38,723	39,618	37,829	39,264	40,119	40,672
16212	Pembuatan papan partikel dan papan gentian	6,961	7,176	6,345	6,563	7,116	6,961	7,008	7,317	7,236	7,176
16221	Pertukangan kayu untuk jurubina	9,650	8,510	10,642	10,645	9,651	9,650	9,627	9,443	8,782	8,510
	Industri lain	13,573	13,699	13,295	13,181	13,146	13,573	13,296	13,719	13,206	13,699
<b>170</b>	<b>Pembuatan kertas dan produk kertas</b>	<b>59,265</b>	<b>59,633</b>	<b>59,308</b>	<b>57,626</b>	<b>58,587</b>	<b>59,265</b>	<b>59,848</b>	<b>58,041</b>	<b>58,867</b>	<b>59,633</b>
17010	Pembuatan pulpa, kertas dan kertas tebal	9,041	9,576	9,332	8,473	8,582	9,041	9,297	8,753	9,061	9,576
17020	Pembuatan kertas gelugur dan kertas tebal dan bekas daripada kertas dan kertas tebal	23,505	23,067	23,877	23,353	23,416	23,505	23,403	22,740	23,039	23,067
17091	Pembuatan sampul surat dan kad surat	1,762	1,717	1,789	1,769	1,777	1,762	1,715	1,675	1,678	1,717
17092	Pembuatan kertas kegunaan rumah dan pembersih peribadi	11,370	11,109	10,723	10,515	11,368	11,370	11,361	10,882	11,097	11,109
17093	Pembuatan kertas bergam atau pelekat yang berjalur atau bergulung dan label dan kertas dinding	7,480	7,557	7,837	7,792	7,465	7,480	7,856	7,854	7,541	7,557
	Industri lain	6,107	6,608	5,749	5,724	5,979	6,107	6,215	6,137	6,450	6,608
<b>181 &amp; 182</b>	<b>Percetakan, aktiviti perkhidmatan berkaitan percetakan dan penerbitan semula media rakaman</b>	<b>71,281</b>	<b>71,820</b>	<b>70,319</b>	<b>68,955</b>	<b>68,928</b>	<b>71,281</b>	<b>68,381</b>	<b>68,032</b>	<b>69,023</b>	<b>71,820</b>
18110	Percetakan	58,603	58,927	57,476	56,770	56,789	58,603	56,011	55,417	56,714	58,927
18120	Aktiviti perkhidmatan berkaitan percetakan &	12,678	12,894	12,843	12,185	12,139	12,678	12,370	12,615	12,309	12,894
18200	Penerbitan semula media rakaman										
<b>192 (19201 &amp; 19202)</b>	<b>Pembuatan produk petroleum bertapis</b>	<b>18,473</b>	<b>18,556</b>	<b>18,486</b>	<b>18,149</b>	<b>18,199</b>	<b>18,473</b>	<b>18,821</b>	<b>18,324</b>	<b>18,286</b>	<b>18,556</b>
<b>201</b>	<b>Pembuatan kimia asas, baja dan sebatian nitrogen, plastik dan getah sintetik dalam bentuk primer</b>	<b>47,699</b>	<b>50,231</b>	<b>49,475</b>	<b>48,507</b>	<b>47,094</b>	<b>47,699</b>	<b>49,133</b>	<b>48,962</b>	<b>49,178</b>	<b>50,231</b>
20111	Pembuatan gas perindustrian atau perubatan bukan organik dalam bentuk cecair atau mampat	6,330	7,272	6,315	6,155	6,192	6,330	6,818	6,938	7,043	7,272
20112 & 20113	Pembuatan kimia organik asas	19,255	20,199	20,155	19,696	19,050	19,255	19,676	19,527	19,761	20,199
20121 & 20129	Pembuatan sebatian bukan organik	7,201	7,085	8,353	7,982	7,227	7,201	7,397	7,327	7,130	7,085
20121 & 20129	Pembuatan baja										
20129	Pembuatan produk campuran nitrogen										
20131	Pembuatan plastik dalam bentuk primer	11,649	12,111	11,428	11,453	11,411	11,649	11,866	11,793	11,811	12,111
	Industri lain	3,264	3,564	3,226	3,221	3,215	3,264	3,377	3,377	3,432	3,564
<b>202 &amp; 203</b>	<b>Pembuatan produk kimia lain dan serat buatan manusia</b>	<b>55,846</b>	<b>54,191</b>	<b>58,105</b>	<b>55,785</b>	<b>55,364</b>	<b>55,846</b>	<b>56,350</b>	<b>55,669</b>	<b>53,680</b>	<b>54,191</b>
20210	Pembuatan racun perosak dan produk agrokimia lain	4,587	5,093	4,262	4,151	4,419	4,587	4,643	4,691	5,005	5,093
20221	Pembuatan cat, varnis dan penyadur dan mastik	9,587	9,564	9,966	9,644	9,412	9,587	10,133	9,706	9,419	9,564
20222	Pembuatan dakwat cetak	5,924	5,680	5,967	5,983	5,883	5,924	6,068	6,094	5,704	5,680
20231 & 20232	Pembuatan sabun dan bahan pencuci, penyediaan membersih dan mengilap	20,041	19,182	21,322	19,568	19,767	20,041	19,883	19,772	19,131	19,182
20232	Pembuatan pewangi dan penyediaan dandanan diri										
20291 & 20292	Pembuatan plat fotografi, filem, sensitized paper dan other sensitized unexposed materials										
20292 & 20299	Pembuatan dakwat menulis dan melukis	15,435	14,430	16,137	16,006	15,588	15,435	15,334	15,132	14,181	14,430
20299	Pembuatan produk kimia lain t.t.t.l.										
	Industri lain	273	240	451	433	295	273	288	273	240	240
<b>210</b>	<b>Pembuatan produk farmaseutikal, kimia perubatan dan botani</b>	<b>27,967</b>	<b>28,795</b>	<b>26,901</b>	<b>27,916</b>	<b>29,297</b>	<b>27,967</b>	<b>27,334</b>	<b>28,060</b>	<b>29,377</b>	<b>28,795</b>
21001	Pembuatan bahan aktif ubat-ubatan untuk digunakan oleh bidang farmakologi dalam pembuatan ubat-ubatan	19,519	20,296	18,765	19,668	20,535	19,519	18,758	19,397	20,577	20,296
	Industri lain	8,448	8,498	8,136	8,249	8,762	8,448	8,576	8,662	8,801	8,498
<b>221</b>	<b>Pembuatan produk getah</b>	<b>117,399</b>	<b>114,605</b>	<b>121,509</b>	<b>114,969</b>	<b>118,329</b>	<b>117,399</b>	<b>115,414</b>	<b>110,997</b>	<b>115,321</b>	<b>114,605</b>
22111	Pembuatan tayar getah untuk kenderaan	6,790	6,537	6,740	7,052	6,731	6,790	6,761	6,736	6,586	6,537
22112	Pembuatan bunga tayar yang boleh ditukar ganti dan tayar celup	2,564	2,468	2,340	2,279	2,427	2,564	2,566	2,490	2,479	2,468
22191 & 22193	Pembuatan produk lain daripada getah asli atau sintetik, tidak divulkan, divulkan atau dikeraskan	18,551	17,566	18,775	19,192	18,619	18,551	18,997	19,213	17,804	17,566
22193	Pengilangan semula getah dan prosesan susu getah										
22192	Pembuatan sarung tangan getah	56,913	55,571	60,077	55,214	57,500	56,913	54,956	51,979	55,956	55,571
22199	Pembuatan produk getah lain yang t.t.t.l.	32,581	32,463	33,577	31,231	33,052	32,581	32,134	30,578	32,496	32,463
<b>222</b>	<b>Pembuatan produk plastik</b>	<b>164,184</b>	<b>167,831</b>	<b>159,633</b>	<b>161,005</b>	<b>163,072</b>	<b>164,184</b>	<b>163,740</b>	<b>165,999</b>	<b>167,284</b>	<b>167,831</b>
22201 & 22202	Pembuatan produk plastik separa siap	38,248	38,825	37,301	38,558	38,510	38,248	37,765	38,681	39,040	38,825
22202	Pembuatan produk plastik siap										
22203	Pembuatan artikel plastik untuk pembungkusan barangan	53,304	54,379	50,812	51,215	53,151	53,304	53,214	53,279	54,387	54,379
22204	Pembuatan barangan plastik jurubina	3,666	3,865	3,699	3,690	3,708	3,666	3,699	3,752	3,784	3,865
22205	Pembuatan pinggan mangkuk, peralatan dapur dan barangan tandas daripada plastik	14,272	14,407	14,782	14,642	14,638	14,272	14,756	14,749	14,397	14,407
22209	Pembuatan pelbagai produk plastik t.t.t.l.	54,694	56,355	53,040	52,901	53,066	54,694	54,306	55,539	55,677	56,355
<b>231 (23101 &amp; 23102 &amp; 23109)</b>	<b>Pembuatan kaca dan produk kaca</b>	<b>20,742</b>	<b>21,793</b>	<b>21,026</b>	<b>21,133</b>	<b>21,102</b>	<b>20,742</b>	<b>21,080</b>	<b>22,378</b>	<b>22,541</b>	<b>21,793</b>

2024												2025												Group Description/Period
Jan.	Feb.	Mar.	Apr.	Mei	Jun	Jul.	Ogo.	Sep.	Okt.	Nov.	Dis.	Jan.	Feb.	Mar.	Apr.	Mei	Jun	Jul.	Ogo.	Sep.	Okt.	Nov.	Dis.	
69,268	69,320	67,760	68,578	69,747	69,742	70,073	68,634	69,343	69,794	70,816	70,057	69,229	<b>Manufacture of products of wood, cork, straw and plaiting materials</b>											
38,924	38,998	37,829	38,048	38,937	39,264	39,783	39,326	40,119	40,254	41,213	40,672	39,933	Manufacture of veneer sheets and plywood											
6,921	7,077	7,008	7,012	7,314	7,317	7,247	7,212	7,236	7,276	7,186	7,176	7,131	Manufacture of particle board and fibreboard											
9,739	9,692	9,627	9,597	9,564	9,443	9,432	8,803	8,782	8,725	8,726	8,510	8,648	Manufacture of builders' carpentry											
13,684	13,554	13,296	13,921	13,932	13,719	13,611	13,293	13,206	13,539	13,692	13,699	13,517	Other industry											
59,457	59,910	59,848	59,082	58,102	58,041	57,797	58,093	58,867	59,728	59,564	59,633	59,654	<b>Manufacture of paper and paper products</b>											
9,333	9,357	9,297	9,276	8,772	8,753	8,789	9,065	9,061	9,270	9,229	9,576	9,918	Manufacture of pulp, paper and paperboard											
23,312	23,406	23,403	22,775	22,731	22,740	22,431	22,563	23,039	23,335	23,261	23,067	22,959	Manufacture of corrugated paper and paperboard and of containers of paper and paperboard											
1,768	1,768	1,715	1,686	1,689	1,675	1,684	1,686	1,678	1,689	1,717	1,717	1,722	Manufacture of envelopes and letter-card											
11,397	11,420	11,361	11,332	10,884	10,882	10,703	10,679	11,097	11,253	11,151	11,109	11,012	Manufacture of household and personal hygiene paper											
7,512	7,832	7,856	7,875	7,843	7,854	7,892	7,607	7,541	7,548	7,469	7,557	7,534	Manufacture of gummed or adhesive paper in strips or rolls and labels and wall paper											
6,134	6,127	6,215	6,137	6,182	6,137	6,298	6,492	6,450	6,633	6,737	6,608	6,509	Other industry											
68,570	68,558	68,381	67,899	68,016	68,032	68,063	69,364	69,023	70,855	71,857	71,820	68,958	<b>Printing, service activities related to printing and reproduction of recorded media</b>											
56,145	56,099	56,011	55,475	55,460	55,417	55,378	56,784	56,714	58,114	59,102	58,927	56,528	Printing											
12,424	12,460	12,370	12,423	12,556	12,615	12,686	12,580	12,309	12,741	12,755	12,894	12,430	Service activities related to printing											
													Reproduction of recorded media											
18,245	18,511	18,821	18,538	18,340	18,324	18,405	18,459	18,286	18,537	18,614	18,556	18,603	<b>Manufacture of refined petroleum products</b>											
48,215	48,536	49,133	49,523	49,143	48,962	48,889	49,439	49,178	49,911	50,235	50,231	50,397	<b>Manufacture of basic chemicals, fertilizer and nitrogen compounds, plastics and synthetic</b>											
6,531	6,520	6,818	6,829	6,921	6,938	6,966	6,982	7,043	7,079	7,277	7,272	7,264	Manufacture of liquefied or compressed inorganic industrial or medical gases											
19,246	19,452	19,676	19,831	19,624	19,527	19,587	19,840	19,761	20,165	20,135	20,199	20,107	Manufacture of basic organic chemicals											
													Manufacture of inorganic compounds											
7,363	7,360	7,397	7,569	7,336	7,327	7,312	7,335	7,130	7,175	7,235	7,085	7,166	Manufacture of fertilizers											
11,738	11,855	11,866	11,907	11,882	11,793	11,633	11,844	11,811	11,961	12,070	12,111	12,303	Manufacture of associated nitrogen products											
3,337	3,350	3,377	3,388	3,379	3,377	3,391	3,439	3,432	3,531	3,518	3,564	3,558	Manufacture of plastics in primary forms											
55,744	55,915	56,350	55,798	55,900	55,669	54,842	54,795	53,680	54,027	54,072	54,191	54,103	<b>Manufacture of other chemical products and man-made fibres</b>											
4,655	4,629	4,643	4,672	4,700	4,691	4,683	4,877	5,005	5,099	5,099	5,093	5,057	Manufacture of pesticides and other agrochemical											
9,854	9,874	10,133	9,749	9,712	9,706	9,601	9,565	9,419	9,421	9,467	9,564	9,446	Manufacture of paints, varnishes and similar											
5,968	5,957	6,068	6,110	6,084	6,094	5,658	5,679	5,704	5,696	5,692	5,680	5,725	Manufacture of printing ink											
19,489	19,756	19,883	19,773	19,937	19,772	19,639	19,758	19,131	19,204	19,218	19,182	19,319	Manufacture of soap and detergents, cleaning and polishing preparations											
													Manufacture of perfumes and toilet preparations											
15,505	15,419	15,334	15,211	15,187	15,132	14,991	14,661	14,181	14,365	14,356	14,430	14,315	Manufacture of photographic plates, films, sensitized paper and other sensitized unexposed materials											
													Manufacture of writing and drawing ink											
273	280	288	282	280	273	270	255	240	242	239	240	242	Manufacture of other chemical products n.e.c.											
27,305	27,303	27,334	28,522	28,114	28,060	28,554	29,409	29,377	29,526	28,793	28,795	28,111	<b>Manufacture of pharmaceuticals, medicinal chemical and botanical products</b>											
18,859	18,831	18,758	19,871	19,383	19,397	19,739	20,583	20,577	20,622	20,296	20,296	19,555	Manufacture of medicinal active substances to be used for their pharmacological properties in the											
8,446	8,472	8,576	8,652	8,730	8,662	8,815	8,826	8,801	8,904	8,496	8,498	8,555	Other industry											
116,188	115,900	115,414	114,288	113,842	110,997	111,326	114,375	115,321	115,258	114,762	114,605	113,329	<b>Manufacture of rubber products</b>											
6,834	6,787	6,761	6,860	6,825	6,736	6,623	6,577	6,586	6,558	6,595	6,537	6,503	Manufacture of rubber tyres for vehicles											
2,571	2,581	2,566	2,554	2,550	2,490	2,515	2,468	2,479	2,525	2,471	2,468	2,498	Manufacture of interchangeable tyre treads and retreading rubber tyres											
18,842	18,961	18,997	19,216	19,132	19,213	19,159	18,060	17,804	17,692	17,596	17,566	17,430	Manufacture of other products of natural or synthetic rubber, unvulcanized, vulcanized or hardened											
55,205	55,242	54,956	53,407	53,068	51,979	52,129	55,182	55,956	55,653	55,575	55,571	54,214	Rubber remilling and latex processing											
32,736	32,329	32,134	32,251	32,266	30,578	30,899	32,088	32,496	32,831	32,525	32,463	32,684	Manufacture of rubber gloves											
164,713	164,009	163,740	166,306	167,104	165,999	169,568	167,163	167,284	167,656	169,184	167,831	168,055	<b>Manufacture of plastics products</b>											
38,153	38,275	37,765	39,064	39,436	38,681	38,716	38,939	39,040	38,895	39,045	38,825	38,933	Manufacture of semi-manufactures of plastic products											
53,552	53,375	53,214	53,721	53,690	53,279	53,356	53,552	54,387	54,824	54,670	54,379	54,219	Manufacture of plastic articles for the packing of goods											
3,729	3,699	3,699	3,744	3,761	3,752	3,715	3,717	3,784	3,814	3,855	3,865	3,809	Manufacture of builders' plastics ware											
14,657	14,639	14,756	14,733	14,719	14,749	14,794	14,759	14,397	14,434	14,427	14,407	14,318	Manufacture of plastic tableware, kitchenware and toilet articles											
54,622	54,021	54,306	55,045	55,499	55,539	58,987	56,196	55,677	55,688	57,187	56,355	56,775	Manufacture of diverse plastic products n.e.c.											
20,798	20,939	21,080	21,294	22,204	22,378	21,729	22,497	22,541	22,212	21,936	21,793	21,595	<b>Manufacture of glass and glass products</b>											

Jadual  
Table **1.5a** : Bilangan Pekerja Bergaji Sektor Pembuatan Mengikut Kumpulan  
: Number of Paid Employees of Manufacturing Sector by Group

Kod Kumpulan Group code	Keterangan Kumpulan/Tempoh			2023				2024			
		2023	2024	Q1	Q2	Q3	Q4	Q1	Q2	Q3	Q4
<b>239</b>	<b>Pembuatan pengeluaran galian bukan logam t.t.t.l.</b>	<b>88,491</b>	<b>87,598</b>	<b>84,597</b>	<b>86,275</b>	<b>88,467</b>	<b>88,491</b>	<b>84,706</b>	<b>85,089</b>	<b>87,310</b>	<b>87,598</b>
23911	Pembuatan mortar refraktori dan konkrit &										
23921	Pembuatan seramik bukan refraktori	9,801	9,203	9,930	9,940	9,890	9,801	9,010	8,758	8,766	9,203
23930	Pembuatan produk porselin dan seramik lain	4,467	4,141	4,429	4,517	4,532	4,467	4,364	4,290	4,339	4,141
23941	Pembuatan simen hidraulik	7,374	7,458	7,152	7,117	7,085	7,374	7,153	7,107	7,396	7,458
23951	Pembuatan konkrit dan mortar siap bancuh dan bancuhan kering	16,934	17,049	15,664	15,793	16,840	16,934	16,016	16,317	16,861	17,049
23952	Pembuatan konkrit pratuangan, simen atau artikel batu buatan yang digunakan dalam pembinaan;										
23953	& Pembuatan komponen struktur pasang siap untuk bangunan atau kejuruteraan awam dari simen, batu atau konkrit buatan	31,244	29,738	30,811	31,744	31,841	31,244	29,317	29,654	29,910	29,738
23959	& Pembuatan artikel konkrit, simen dan plaster lain t.t.t.l.										
23990	Pembuatan produk mineral bukan logam lain t.t.t.l. Industri lain	9,737	10,706	8,532	8,805	9,416	9,737	9,690	9,621	10,713	10,706
		8,934	9,303	8,081	8,360	8,864	8,934	9,157	9,342	9,324	9,303
<b>241</b> <b>( 24101 &amp; 24102 &amp; 24103 &amp; 24104 &amp; 24109 )</b>	<b>Pembuatan besi dan keluli asas</b>	<b>57,448</b>	<b>59,399</b>	<b>54,032</b>	<b>54,571</b>	<b>56,411</b>	<b>57,448</b>	<b>57,788</b>	<b>57,789</b>	<b>59,261</b>	<b>59,399</b>
<b>242</b> <b>( 24201 &amp; 24202 &amp; 24209 )</b>	<b>Pembuatan logam asas berharga dan logam bukan ferus lain</b>	<b>40,119</b>	<b>38,810</b>	<b>43,283</b>	<b>41,983</b>	<b>40,579</b>	<b>40,119</b>	<b>40,203</b>	<b>39,877</b>	<b>38,905</b>	<b>38,810</b>
<b>243</b>	<b>Pengacuan logam</b>	<b>14,589</b>	<b>14,962</b>	<b>15,271</b>	<b>14,598</b>	<b>14,907</b>	<b>14,589</b>	<b>15,168</b>	<b>14,518</b>	<b>14,935</b>	<b>14,962</b>
<b>251 &amp; 252</b>	<b>Pembuatan produk struktur logam, tangki, takungan, penjana wap, senjata dan peluru</b>	<b>60,999</b>	<b>62,441</b>	<b>60,572</b>	<b>59,198</b>	<b>59,930</b>	<b>60,999</b>	<b>61,607</b>	<b>61,803</b>	<b>62,170</b>	<b>62,441</b>
25113	Pembuatan pintu, tingkap dan bingkai, penutup tingkap dan & pintu pagar daripada logam	42,207	44,351	40,398	39,265	41,170	42,207	42,492	42,637	43,590	44,351
25119	Pembuatan produk struktur logam lain										
25120	Pembuatan tangki, takungan dan kontena daripada logam Industri lain	10,497	9,957	11,540	11,296	10,565	10,497	10,676	10,801	10,249	9,957
		8,295	8,133	8,633	8,637	8,194	8,295	8,440	8,364	8,331	8,133
<b>259</b>	<b>Pembuatan lain-lain produk yang direka daripada logam; aktiviti perkhidmatan kerja logam</b>	<b>104,424</b>	<b>106,738</b>	<b>101,196</b>	<b>99,035</b>	<b>103,148</b>	<b>104,424</b>	<b>105,871</b>	<b>103,981</b>	<b>106,362</b>	<b>106,738</b>
25910	Tempaan, tekanan, hentakan dan bentuk gelekkan logam; serbuk metalurgi	22,087	22,871	21,696	20,746	22,294	22,087	21,514	21,169	22,873	22,871
25920	Rawatan dan penyalutan logam; menggunakan mesin	11,612	9,978	13,812	13,007	11,600	11,612	12,241	11,264	9,981	9,978
25991	Pembuatan tin untuk produk makanan dan minuman, tiub dan kotak boleh dilipat	8,120	9,196	7,797	7,547	8,223	8,120	8,434	8,385	9,129	9,196
25992	& Pembuatan kabel, plaited bands (jalur/pita berpintal) dan artikel seumpamanya daripada logam	20,973	20,968	19,498	19,500	20,294	20,973	21,381	21,100	21,283	20,968
25993	Pembuatan bolt, skru, nat dan produk uliran seumpamanya										
25994	Pembuatan barangan rumah daripada logam	3,615	3,719	3,374	3,354	3,383	3,615	3,559	3,309	3,346	3,719
25999	Pembuatan produk lain yang direka daripada logam t.t.t.l. Industri lain	25,279	26,814	23,789	23,520	24,658	25,279	25,516	25,412	26,431	26,814
		12,738	13,193	11,228	11,362	12,696	12,738	13,226	13,343	13,320	13,193
<b>261</b>	<b>Pembuatan komponen dan papan elektronik</b>	<b>238,894</b>	<b>233,680</b>	<b>236,008</b>	<b>242,587</b>	<b>242,230</b>	<b>238,894</b>	<b>230,131</b>	<b>235,558</b>	<b>234,153</b>	<b>233,680</b>
26101	Pembuatan diod, transistor dan alatan semikonduktor yang & seumpamanya	128,999	126,572	127,630	130,000	130,403	128,999	124,881	126,870	126,335	126,572
26102	Pembuatan litar elektronik bersepadu dengan pemasangan mikro										
26103	& Pembuatan kapasitor dan perintang elektrik										
26104	& Pembuatan papan litar bercetak	95,182	92,833	94,113	97,567	96,888	95,182	90,605	93,978	93,391	92,833
26105	& Pembuatan komponen paparan										
26109	Pembuatan komponen lain untuk aplikasi elektronik	14,712	14,274	14,265	15,021	14,939	14,712	14,644	14,709	14,427	14,274
<b>262</b> <b>( 26201 &amp; 26202 )</b>	<b>Pembuatan komputer dan kelengkapan peranti</b>	<b>67,464</b>	<b>72,136</b>	<b>66,793</b>	<b>66,941</b>	<b>66,748</b>	<b>67,464</b>	<b>67,910</b>	<b>69,261</b>	<b>70,506</b>	<b>72,136</b>
<b>263/ 26300</b>	<b>Pembuatan peralatan komunikasi</b>	<b>26,319</b>	<b>27,447</b>	<b>25,929</b>	<b>26,504</b>	<b>26,052</b>	<b>26,319</b>	<b>26,073</b>	<b>26,616</b>	<b>27,355</b>	<b>27,447</b>
<b>264/ 26400</b>	<b>Pembuatan peralatan elektronik pengguna</b>	<b>36,292</b>	<b>37,992</b>	<b>34,130</b>	<b>34,337</b>	<b>37,718</b>	<b>36,292</b>	<b>35,649</b>	<b>35,906</b>	<b>37,677</b>	<b>37,992</b>
<b>265</b>	<b>Pembuatan kelengkapan mengukur, menguji, memandu arah dan kawalan; jam tangan dan jam</b>	<b>31,691</b>	<b>33,196</b>	<b>32,146</b>	<b>32,143</b>	<b>31,578</b>	<b>31,691</b>	<b>32,011</b>	<b>33,332</b>	<b>32,949</b>	<b>33,196</b>
26511	Pembuatan kelengkapan mengukur, menguji, memandu arah & dan kawalan	24,642	25,853	24,911	25,311	24,547	24,642	24,815	26,080	25,495	25,853
26512	Pembuatan kelengkapan kawalan proses perindustrian										
26520	Pembuatan jam tangan dan jam dan bahagiannya	7,049	7,343	7,236	6,832	7,031	7,049	7,196	7,252	7,454	7,343
<b>266/ 26600</b>	<b>Pembuatan peralatan penyinaran, perubatan elektro dan elektroterapeutik</b>	<b>12,708</b>	<b>12,778</b>	<b>13,055</b>	<b>13,114</b>	<b>12,862</b>	<b>12,708</b>	<b>12,236</b>	<b>12,264</b>	<b>12,643</b>	<b>12,778</b>

2024												2025		Group Description/Period
Jan.	Feb.	Mac	Apr.	Mei	Jun	Jul.	Ogo.	Sep.	Okt.	Nov.	Dis.	Jan.		
86,363	84,916	84,706	85,274	84,968	85,089	86,462	86,714	87,310	87,672	87,890	87,598	87,966		<b>Manufacture of non-metallic mineral products</b>
9,260	9,087	9,010	8,955	8,736	8,758	8,687	8,666	8,766	9,124	9,217	9,203	9,092		Manufacture of refractory mortars and concretes
4,393	4,317	4,364	4,309	4,295	4,290	4,393	4,506	4,339	4,264	4,203	4,141	4,120		Manufacture of non-refractory ceramic
7,443	7,420	7,153	7,155	7,144	7,107	7,453	7,444	7,396	7,447	7,433	7,458	7,546		Manufacture of other porcelain and ceramic
16,968	15,943	16,016	16,009	16,180	16,317	16,631	16,631	16,861	16,995	17,029	17,049	17,406		Manufacture of hydraulic cement
29,282	29,152	29,317	29,871	29,460	29,654	29,628	29,646	29,910	29,912	29,863	29,738	29,834		Manufacture of ready-mix and dry-mix concrete and mortars
9,843	9,826	9,690	9,660	9,892	9,621	10,194	10,521	10,713	10,621	10,710	10,706	10,710		Manufacture of precast concrete, cement or artificial stone articles for use in construction
9,174	9,171	9,157	9,314	9,263	9,342	9,477	9,301	9,324	9,309	9,435	9,303	9,257		Manufacture of prefabricated structural components for building or civil engineering of cement, concrete or artificial stone
57,986	57,243	57,788	57,698	57,684	57,789	57,545	57,988	59,261	59,210	59,230	59,399	59,693		Manufacture of other articles of concrete, cement
40,581	40,307	40,203	40,069	39,987	39,877	39,520	39,063	38,905	38,737	38,672	38,810	39,036		Manufacture of other non-metallic mineral products
14,965	15,266	15,168	15,143	15,031	14,518	15,110	14,842	14,935	15,124	15,027	14,962	15,413		Other industry
61,110	60,874	61,607	61,490	61,185	61,803	61,788	62,466	62,170	62,012	61,028	62,441	62,982		<b>Manufacture of basic iron and steel</b>
42,022	41,860	42,492	42,482	41,995	42,637	42,574	44,220	43,590	43,783	42,859	44,351	44,578		<b>Manufacture of basic precious and other non-ferrous metals</b>
10,690	10,717	10,676	10,702	10,805	10,801	10,830	9,784	10,249	10,059	10,031	9,957	10,084		<b>Casting of metals</b>
8,397	8,297	8,440	8,306	8,385	8,364	8,385	8,461	8,331	8,170	8,138	8,133	8,319		<b>Manufacture of structural metal products, tanks, reservoirs, steam generators, weapons</b>
105,606	105,475	105,871	105,095	105,356	103,981	104,485	106,778	106,362	105,783	105,541	106,738	106,763		Manufacture of metal doors, windows and their frames, shutters and gates
22,075	21,429	21,514	21,480	21,533	21,169	21,836	22,644	22,873	22,714	22,477	22,871	23,149		Manufacture of other structural metal products
11,827	11,836	12,241	11,687	11,536	11,264	11,120	10,059	9,981	9,846	9,858	9,978	9,939		Manufacture of tanks, reservoirs and containers of metal
8,517	8,362	8,434	8,367	8,408	8,385	8,500	9,275	9,129	9,276	9,172	9,196	9,285		Other industry
21,450	21,472	21,381	21,310	21,337	21,100	20,722	21,494	21,283	21,048	21,058	20,968	20,987		<b>Manufacture of other fabricated metal products; metal working service activities</b>
3,600	3,604	3,559	3,525	3,525	3,309	3,291	3,283	3,346	3,397	3,720	3,719	3,693		Forging, pressing, stamping and roll-forming of metal; powder metallurgy
25,376	25,452	25,516	25,654	25,800	25,412	25,443	26,484	26,431	26,191	26,050	26,814	26,539		Treatment and coating of metals; machining
12,762	13,320	13,226	13,072	13,216	13,343	13,573	13,539	13,320	13,312	13,207	13,193	13,172		Manufacture of tins and cans for food products, collapsible tubes and boxes
235,495	231,534	230,131	232,987	234,698	235,558	227,849	226,910	234,153	235,253	234,726	233,680	229,185		Manufacture of metal cable, plaited bands and similar articles
127,090	125,267	124,881	126,875	126,954	126,870	122,340	120,744	126,335	126,803	126,374	126,572	123,421		Manufacture of bolts, screws, nuts and similar threaded products
93,640	91,486	90,605	91,549	93,158	93,978	90,764	91,642	93,391	94,057	93,998	92,833	91,316		Manufacture of metal household articles
14,765	14,781	14,644	14,563	14,587	14,709	14,744	14,524	14,427	14,392	14,354	14,274	14,448		Manufacture of metal household articles
67,223	67,423	67,910	67,698	68,606	69,261	68,949	70,250	70,506	71,060	71,993	72,136	71,506		Manufacture of metal household articles
26,117	25,981	26,073	26,365	26,655	26,616	26,228	27,322	27,355	27,547	27,650	27,447	27,607		Manufacture of any other fabricated metal products
35,644	35,535	35,649	35,077	35,941	35,906	36,048	35,823	37,677	37,418	39,362	37,992	37,411		Other industry
31,823	31,940	32,011	32,052	32,589	33,332	32,463	31,941	32,949	33,281	33,287	33,196	32,857		<b>Manufacture of electronic components and semiconductor devices</b>
24,764	24,865	24,815	24,941	25,412	26,080	25,212	24,764	25,495	25,902	25,908	25,853	25,686		Manufacture of diodes, transistors and similar semiconductor devices
7,059	7,076	7,196	7,111	7,177	7,252	7,251	7,177	7,454	7,380	7,379	7,343	7,171		Manufacture of electronic integrated circuits micro assemblies
12,273	12,234	12,236	12,194	12,228	12,264	11,713	12,231	12,643	12,718	12,748	12,778	12,502		Manufacture of electrical capacitors and resistors
														Manufacture of printed circuit boards
														Manufacture of display components
														Manufacture of other components for electronic applications
														<b>Manufacture of computers and peripheral equipment</b>
														<b>Manufacture of communication equipment</b>
														<b>Manufacture of consumer electronics</b>
														<b>Manufacture of measuring, testing, navigating and control equipment; watches and clocks</b>
														Manufacture of measuring, testing, navigating and control equipment
														Manufacture of industrial process control
														Manufacture of watches and clocks and parts
														<b>Manufacture of irradiation, electromedical and electrotherapeutic equipment</b>

Jadual  
Table **1.5a** : Bilangan Pekerja Bergaji Sektor Pembuatan Mengikut Kumpulan  
: Number of Paid Employees of Manufacturing Sector by Group

Kod Kumpulan Group code	Keterangan Kumpulan/Tempoh			2023				2024			
		2023	2024	Q1	Q2	Q3	Q4	Q1	Q2	Q3	Q4
267 ( 26701 & 26702 ) & 268 (26800)	Pembuatan peralatan optikal, kelengkapan fotografi, media magnetik dan optikal	5,915	5,497	5,980	5,853	6,236	5,915	5,855	5,740	5,570	5,497
271	Pembuatan motor elektrik, penjana, transformer dan perkakasan pengagihan dan pengawalan elektrik	43,800	44,383	44,617	43,394	44,787	43,800	43,055	42,848	44,686	44,383
	27101 Pembuatan motor elektrik, penjana dan transformer	18,737	18,922	18,928	18,215	19,102	18,737	18,827	18,933	19,612	18,922
	27102 Pembuatan perkakasan pengagihan dan pengawalan elektrik	25,064	25,460	25,689	25,179	25,685	25,064	24,229	23,915	25,074	25,460
272/ 27200	Pembuatan bateri dan akumulator	8,671	8,321	8,624	8,589	8,939	8,671	8,775	8,692	8,475	8,321
273	Pembuatan pendawaian dan peranti pendawaian	23,530	24,520	24,299	23,545	24,010	23,530	23,981	23,726	24,056	24,520
	27310 Pembuatan kabel gantian optikal	969	1,029	949	975	962	969	968	1,024	1,000	1,029
	27320 Pembuatan wayar dan kabel elektronik dan elektrik lain	20,980	21,902	21,892	21,073	21,463	20,980	21,442	21,105	21,431	21,902
	27330 Pembuatan alatan pendawaian pembawa dan bukan pembawa arus untuk litar elektrik (tanpa mengira jenis bahan)	1,581	1,590	1,459	1,496	1,585	1,581	1,571	1,597	1,626	1,590
274/ 27400	Pembuatan kelengkapan pencahayaan elektrik	3,934	4,115	3,624	3,555	3,908	3,934	4,007	4,013	4,079	4,115
275/ 27500	Pembuatan perkakasan domestik	14,766	13,735	15,597	15,738	15,024	14,766	15,468	15,175	13,892	13,735
279/ 27900	Pembuatan kelengkapan elektrik lain	7,709	7,919	7,873	7,726	7,785	7,709	7,630	7,587	7,752	7,919
281 & 282	Pembuatan jentera kegunaan umum dan kegunaan khas	93,994	95,294	97,105	98,507	95,536	93,994	94,976	96,215	95,747	95,294
	28120 Pembuatan alat-alat kuasa bendalir &	6,346	5,407	7,916	7,978	7,314	6,346	5,958	5,873	5,807	5,407
	28130 Pembuatan pam, pemampat, kepala paip dan injap lain										
	28180 Pembuatan alatan tangan yang menggunakan kuasa dilengkapkan dengan motor elektrik atau bukan motor elektrik atau pneumatik	22,759	23,013	22,879	23,370	22,743	22,759	22,920	23,750	22,811	23,013
	28220 Pembuatan jentera pembentukan logam dan alatan mesin										
	28192 Pembuatan mesin penyaman udara, termasuk untuk kenderaan bermotor	8,842	8,679	10,320	9,918	9,058	8,842	9,010	8,691	8,631	8,679
	28290 Pembuatan lain-lain mesin bertujuan khas t.t.t.l. Industri lain	8,427	8,710	9,516	9,741	8,443	8,427	8,529	8,573	8,588	8,710
		47,621	49,485	46,473	47,499	47,977	47,621	48,558	49,329	49,910	49,485
291 ( 29101 & 29102 )	Pembuatan kenderaan bermotor	25,665	25,223	24,538	24,742	25,777	25,665	24,734	24,577	25,268	25,223
292/ 29200	Pembuatan kerangka (coachwork) untuk kenderaan bermotor; pembuatan treler dan semi treler	8,712	9,114	7,572	7,608	8,612	8,712	8,387	8,169	9,168	9,114
293/ 29300	Pembuatan alat ganti dan aksesori untuk kenderaan bermotor	53,237	53,458	54,927	54,735	53,178	53,237	51,853	54,479	53,321	53,458
301 ( 30110 & 30120 )	Pembinaan kapal dan bot	15,257	15,041	14,201	14,379	15,054	15,257	15,150	14,917	14,779	15,041
302, 303, 304 & 309	Pembuatan lokomotif keretapi, rolling stock, kapal angkasa dan udara, jentera berkaitan, kenderaan tempur ketenteraan, dan kelengkapan pengangkutan t.t.t.l.	29,049	29,938	30,053	29,372	28,999	29,049	29,451	29,677	30,152	29,938
	30910 Pembuatan motosikal	12,956	13,901	12,510	11,955	12,904	12,956	13,186	13,109	13,747	13,901
	30920 Pembuatan basikal dan invalid carriages Industri lain	1,579	1,707	3,241	3,048	1,749	1,579	1,485	1,617	1,673	1,707
		14,514	14,330	14,302	14,368	14,346	14,514	14,780	14,951	14,732	14,330
310	Pembuatan perabot	81,979	83,470	79,337	80,585	81,400	81,979	83,395	83,335	83,263	83,470
	31001 Pembuatan perabot kayu dan rotan Industri lain	62,863	64,306	60,595	61,797	62,840	62,863	63,535	63,632	63,849	64,306
		19,116	19,163	18,742	18,787	18,561	19,116	19,861	19,703	19,415	19,163
321 ( 32110 & 32120 )	Pembuatan barang kemas, bijouterie dan artikel berkaitan	5,665	4,813	6,107	5,818	5,597	5,665	5,726	5,462	5,162	4,813
322, 325 & 329	Pembuatan instrumen muzik, peralatan dan bekalan perubatan dan pergigian dan pembuatan lain t.t.t.l.	28,203	29,262	27,190	27,092	28,430	28,203	28,288	28,153	29,219	29,262
	32901 Pembuatan alat tulis Industri lain	6,097	6,181	6,062	5,971	6,269	6,097	5,999	5,863	6,226	6,181
		22,107	23,081	21,129	21,121	22,162	22,107	22,289	22,291	22,993	23,081
323/ 32300	Pembuatan barangan sukan	2,108	1,931	2,585	2,583	2,149	2,108	2,351	2,382	1,978	1,931
324/ 32400	Pembuatan permainan dan mainan	4,999	4,998	5,052	4,999	5,026	4,999	4,963	4,975	4,918	4,998
331 & 332	Pembaikan pemasangan produk logam, jentera, kelengkapan dan pemasangan jentera perindustrian dan kelengkapan	43,843	43,938	43,583	43,593	43,616	43,843	44,429	43,757	43,700	43,938
	33150 Pembaikan dan penyelenggaraan kelengkapan pengangkutan kecuali motosikal dan basikal Industri lain	7,256	7,227	7,280	7,339	7,324	7,256	7,560	7,478	7,331	7,227
		36,587	36,711	36,302	36,254	36,292	36,587	36,869	36,278	36,369	36,711
<b>Jumlah Pembuatan</b>		<b>2,374,557</b>	<b>2,398,863</b>	<b>2,351,269</b>	<b>2,345,574</b>	<b>2,372,752</b>	<b>2,374,557</b>	<b>2,363,344</b>	<b>2,369,595</b>	<b>2,391,104</b>	<b>2,398,863</b>

2024												2025		Group Description/Period
Jan.	Feb.	Mar.	Apr.	Mei	Jun	Jul.	Ogo.	Sep.	Okt.	Nov.	Dis.	Jan.		
5,678	5,718	5,855	5,930	5,794	5,740	5,603	5,523	5,570	5,523	5,511	5,497	5,491		<i>Manufacture of optical instruments, photographic equipment, magnetic and optical media</i>
43,821	43,094	43,055	42,930	43,210	42,848	44,533	44,840	44,686	45,552	44,459	44,383	44,245		<i>Manufacture of electric motors, generators, transformers and electricity distribution and</i>
18,722	18,703	18,827	18,875	19,029	18,933	19,092	19,643	19,612	19,480	18,997	18,922	18,974		<i>Manufacture of electric motors, generators and</i>
25,099	24,390	24,229	24,055	24,181	23,915	25,441	25,197	25,074	26,072	25,461	25,460	25,271		<i>Manufacture of electricity distribution and control</i>
8,677	8,792	8,775	8,756	8,793	8,692	8,581	8,622	8,475	8,458	8,421	8,321	8,587		<i>Manufacture of batteries and accumulators</i>
23,984	23,927	23,981	23,986	23,985	23,726	23,515	23,985	24,056	24,596	24,559	24,520	24,864		<i>Manufacture of wiring and wiring devices</i>
969	965	968	989	1,003	1,024	1,005	997	1,000	1,023	1,028	1,029	1,029		<i>Manufacture of fibre optic cables</i>
21,421	21,374	21,442	21,414	21,400	21,105	20,980	21,356	21,431	21,947	21,966	21,902	22,245		<i>Manufacture of other electronic and electric wires</i>
1,594	1,588	1,571	1,582	1,582	1,597	1,530	1,632	1,626	1,626	1,565	1,590	1,590		<i>Manufacture of current-carrying and non current-carrying wiring devices for electrical circuits</i>
3,976	3,872	4,007	3,901	3,938	4,013	4,098	4,076	4,079	4,121	4,124	4,115	4,003		<i>Manufacture of electric lighting equipment</i>
14,858	14,697	15,468	15,379	15,364	15,175	14,856	14,582	13,892	13,852	13,739	13,735	13,955		<i>Manufacture of domestic appliances</i>
7,734	7,657	7,630	7,607	7,617	7,587	7,544	7,739	7,752	7,784	7,880	7,919	7,942		<i>Manufacture of other electrical equipment</i>
94,750	95,978	94,976	95,061	94,429	96,215	96,394	96,165	95,747	95,906	96,215	95,294	95,709		<i>Manufacture of general-purpose and special-purpose machinery</i>
5,997	5,992	5,958	5,974	5,995	5,873	5,911	5,915	5,807	5,885	5,834	5,407	5,391		<i>Manufacture of fluid power equipment</i>
23,198	23,887	22,920	23,014	22,891	23,750	23,517	23,150	22,811	22,984	23,271	23,013	23,430		<i>Manufacture of other pumps, compressors, taps and valves</i>
9,034	9,039	9,010	9,222	8,700	8,691	8,579	8,498	8,631	8,660	8,654	8,679	8,649		<i>Manufacture of power-driven hand tools with self-contained electric or non-electric motor or pneumatic drives</i>
8,450	8,489	8,529	8,479	8,536	8,573	8,604	8,457	8,588	8,671	8,698	8,710	8,890		<i>Manufacture of metal-forming machinery and</i>
48,070	48,571	48,558	48,373	48,307	49,329	49,783	50,146	49,910	49,706	49,758	49,485	49,349		<i>Manufacture of air-conditioning machines, including for motor vehicles</i>
25,698	25,619	24,734	24,755	24,536	24,577	25,052	25,521	25,268	25,835	25,779	25,223	25,179		<i>Manufacture of other special-purpose machinery</i>
8,550	8,469	8,387	8,356	8,367	8,169	8,274	9,191	9,168	8,966	9,013	9,114	9,068		<i>Other industry</i>
53,768	53,222	51,853	55,315	54,799	54,479	54,802	53,486	53,321	53,789	53,205	53,458	53,416		<i>Manufacture of motor vehicles</i>
15,401	15,387	15,150	14,962	14,919	14,917	14,824	14,744	14,779	14,654	14,614	15,041	15,239		<i>Manufacture of bodies (coachwork) for motor vehicles: manufacture of trailers and semi-</i>
29,327	29,205	29,451	29,490	29,735	29,677	30,508	29,643	30,152	29,768	30,087	29,938	30,038		<i>Manufacture of parts and accessories for motor vehicles</i>
12,902	12,857	13,186	13,207	13,124	13,109	14,035	13,241	13,747	13,546	13,868	13,901	13,818		<i>Building of ships and boats</i>
1,543	1,512	1,485	1,486	1,561	1,617	1,646	1,669	1,673	1,693	1,711	1,707	1,661		<i>Manufacture of railway locomotives, rolling stock, air and spacecraft, related machinery, military fighting vehicles and transport</i>
14,882	14,837	14,780	14,798	15,050	14,951	14,827	14,733	14,732	14,529	14,509	14,330	14,559		<i>Manufacture of motorcycles</i>
82,638	83,028	83,395	85,027	84,819	83,335	82,533	83,277	83,263	84,130	83,248	83,470	83,647		<i>Manufacture of bicycles and invalid carriages</i>
62,863	63,139	63,535	65,077	65,036	63,632	62,790	63,894	63,849	64,627	63,956	64,306	64,245		<i>Other industry</i>
19,775	19,889	19,861	19,951	19,783	19,703	19,743	19,384	19,415	19,503	19,292	19,163	19,402		<i>Manufacture of furniture</i>
5,692	5,546	5,726	5,618	5,685	5,462	5,211	5,226	5,162	5,225	5,225	4,813	4,793		<i>Manufacture of wooden and cane furniture</i>
28,053	28,306	28,288	28,061	28,063	28,153	29,104	29,112	29,219	29,286	29,317	29,262	29,346		<i>Other industry</i>
5,979	6,015	5,999	6,032	5,838	5,863	5,948	6,190	6,226	6,161	6,169	6,181	6,187		<i>Manufacture of jewellery, bijouterie and related articles</i>
22,074	22,291	22,289	22,030	22,226	22,291	23,156	22,922	22,993	23,125	23,148	23,081	23,159		<i>Manufacture of musical instruments, medical and dental instruments and supplies and other</i>
2,156	2,162	2,351	2,402	2,419	2,382	2,395	2,000	1,978	1,953	1,942	1,931	1,955		<i>Manufacture of stationery</i>
4,933	4,967	4,963	4,935	4,963	4,975	4,994	4,986	4,918	5,019	5,028	4,998	4,968		<i>Manufacture of bicycles and invalid carriages</i>
44,459	44,254	44,429	44,148	44,174	43,757	44,231	44,565	43,700	44,001	43,697	43,938	44,773		<i>Manufacture of sports goods</i>
7,476	7,516	7,560	7,589	7,434	7,478	7,530	7,547	7,331	7,188	7,220	7,227	7,414		<i>Manufacture of games and toys</i>
36,983	36,739	36,869	36,559	36,740	36,278	36,701	37,018	36,369	36,813	36,477	36,711	37,358		<i>Repair of fabricated metal products, machinery and equipment and installation of industrial</i>
														<i>Repair and maintenance of transport equipment except motorcycles and bicycles</i>
														<i>Other industry</i>
<b>2,372,913</b>	<b>2,365,000</b>	<b>2,363,344</b>	<b>2,372,596</b>	<b>2,377,714</b>	<b>2,369,595</b>	<b>2,369,452</b>	<b>2,378,065</b>	<b>2,391,104</b>	<b>2,400,072</b>	<b>2,401,839</b>	<b>2,398,863</b>	<b>2,394,984</b>		<b>Total Manufacturing</b>

Jadual **1.5b** : Bilangan Pekerja Bergaji Sektor Pembuatan Mengikut Kumpulan: Perubahan Peratusan Tahunan  
 Table : Number of Paid Employees of Manufacturing Sector by Group: Annual Percentage Change

Kod Kumpulan Group code	Keterangan Kumpulan/Tempoh			2023				2024			
		2023	2024	Q1	Q2	Q3	Q4	Q1	Q2	Q3	Q4
101	Pemprosesan dan pengawetan daging	7.8	4.1	6.3	9.5	10.3	7.8	8.1	1.7	2.9	4.1
102	Pemprosesan dan pengawetan ikan, krustasea dan moluska	3.5	0.3	9.1	6.0	5.3	3.5	1.3	1.9	-0.03	0.3
	10201 Pengetinan ikan, krustasea dan moluska &	2.2	-1.4	9.5	6.3	4.8	2.2	-0.5	0.9	-2.1	-1.4
	10202 Pemprosesan dan pengawetan ikan, krustasea dan moluska Industri lain	10.7	9.0	6.7	4.6	7.5	10.7	11.3	7.3	10.6	9.0
103	Pemprosesan dan pengawetan buah-buahan dan sayur - sayuran	1.7	-5.9	2.2	6.0	4.0	1.7	2.4	-4.0	-7.2	-5.9
	10303 Pengetinan nanas &	-8.1	-5.2	17.0	5.4	7.4	-8.1	2.7	1.2	-3.9	-5.2
	10304 Pembuatan jem, marmalad dan sajian jeli Industri lain	2.3	-6.0	1.5	6.1	3.8	2.3	2.4	-4.3	-7.4	-6.0
104	Pembuatan minyak dan lemak daripada sayuran dan haiwan	6.7	2.6	6.9	7.0	8.9	6.7	4.5	5.6	1.9	2.6
	10404 Pembuatan minyak sayuran mentah dan bertapis &	10.5	6.8	9.9	8.3	16.3	10.5	11.6	12.7	6.9	6.8
	10406 Pembuatan sebatian lemak masakan	3.5	0.8	3.5	1.3	3.7	3.5	4.4	4.2	1.1	0.8
	10405 Pembuatan minyak kelapa Industri lain	6.6	2.4	6.9	7.2	8.7	6.6	4.1	5.3	1.7	2.4
105	Pembuatan produk tenusu	4.2	1.9	2.5	-0.1	4.4	4.2	5.8	5.4	3.3	1.9
	10502 Pembuatan susu pekat, tepung dan sejat Industri lain	1.9	1.1	1.3	-0.9	3.2	1.9	5.4	4.3	2.1	1.1
		10.1	3.9	5.9	2.0	7.7	10.1	7.0	8.5	6.1	3.9
106	Pembuatan produk bijian, kanji dan produk berkanji	3.0	0.5	4.3	4.3	4.1	3.0	-0.1	-0.5	2.7	0.5
	10611 Pengilangan beras	1.8	2.3	8.5	6.8	2.9	1.8	0.3	0.1	6.0	2.3
	10613 Pengilangan tepung Industri lain	6.1	0.2	2.8	4.1	7.7	6.1	-0.4	-0.8	0.8	0.2
		-5.5	-9.2	-9.4	-7.6	-6.7	-5.5	-1.6	-2.6	-6.2	-9.2
107	Pembuatan produk makanan lain	8.9	3.0	4.6	5.7	9.8	8.9	7.0	6.1	4.4	3.0
	10711 Pembuatan biskut dan cookies	2.8	1.1	2.1	0.6	1.6	2.8	-2.2	-0.1	3.1	1.1
	10712 Pembuatan roti, kek dan produk bakeri lain	8.0	3.9	8.7	9.6	11.5	8.0	5.6	6.8	6.3	3.9
	10713 Pembuatan produk snek	8.8	2.3	5.3	4.9	7.9	8.8	8.2	7.9	7.6	2.3
	10721 Pembuatan gula	5.3	-0.4	-0.5	2.7	7.2	5.3	3.9	2.5	-3.6	-0.4
	10731 Pembuatan produk koko	3.2	-9.1	-2.2	1.1	-0.5	3.2	1.8	-8.1	-9.7	-9.1
	10732 Pembuatan coklat dan produk coklat &	9.8	1.0	-0.1	-1.7	3.7	9.8	9.5	7.6	1.2	1.0
	10733 Pembuatan konfeksi gula	16.4	12.3	10.0	8.8	17.7	16.4	16.8	12.8	17.8	12.3
	10793 Pembuatan sos dan bahan perasa	20.0	3.6	-7.4	4.0	16.9	20.0	20.2	13.2	2.5	3.6
	10799 Pembuatan produk makanan lain t.t.t.l. Industri lain	5.6	1.1	7.9	6.7	8.8	5.6	3.1	3.2	1.2	1.1
108/10800	Pembuatan makanan haiwan tersedia	-12.2	1.8	5.3	-1.8	-7.6	-12.2	-10.6	-9.2	-4.3	1.8
110	Pembuatan minuman ringan	2.6	2.6	2.9	3.8	2.8	2.6	2.1	2.8	2.1	2.6
	11041 Pembuatan minuman ringan	0.9	2.9	1.7	2.7	0.9	0.9	1.3	2.1	2.1	2.9
	11042 Pengeluaran air mineral semulajadi dan minuman lain yang dibotolkan Industri lain	4.8	3.0	4.9	4.8	5.5	4.8	1.2	1.6	1.7	3.0
		8.1	0.2	5.2	8.2	8.7	8.1	9.3	9.3	3.2	0.2
120/12000	Pembuatan produk tembakau	2.2	1.5	2.4	7.1	6.1	2.2	-8.0	-0.2	0.3	1.5
131	Pemintalan, penenunan dan penyiapan tekstil	1.2	4.1	0.5	2.8	2.6	1.2	1.5	4.0	3.4	4.1
	13110 Penyediaan dan pemintalan gentian tekstil &	3.2	1.9	1.2	4.2	6.6	3.2	3.7	6.4	-0.1	1.9
	13120 Penenunan tekstil										
	13132 Pewarnaan, pelunturan, percetakan dan penyiapan akhir benang dan fabrik Industri lain	-4.5	9.4	-1.6	-0.8	-7.2	-4.5	-3.3	-1.7	12.9	9.4
		8.6	8.7	3.7	6.9	7.5	8.6	-4.5	0.8	0.4	8.7
139	Pembuatan tekstil lain	1.9	-1.7	3.2	2.4	2.5	1.9	0.1	-1.7	-1.7	-1.7
	13910 Pembuatan fabrik dikait dan dikrusye Industri lain	-4.5	-1.2	-4.8	-5.1	-6.1	-4.5	-3.8	-1.9	-2.0	-1.2
		6.0	-1.9	8.8	7.4	8.2	6.0	2.4	-1.6	-1.5	-1.9
141	Pembuatan pakaian, kecuali pakaian berbulu	2.6	-1.4	1.8	3.1	3.0	2.6	3.5	2.3	2.5	-1.4
	14102 Pembuatan pakaian Industri lain	2.6	-1.4	3.2	2.8	2.3	2.6	4.3	3.6	3.6	-1.4
		2.6	-1.4	-1.9	4.0	4.9	2.6	1.3	-1.0	-0.2	-1.4
142 & 143	Pembuatan artikel daripada kulit bulu dan pakaian yang dikait dan dikrusye	8.5	-3.9	6.7	5.4	10.3	8.5	0.9	0.8	-0.7	-3.9
151 (15110 & 15120)	Penyamakan dan pembersihan kulit, pembuatan bagasi, beg tangan, pelana dan abah-abah pembersihan dan pewarnaan bulu	-0.6	-1.0	-0.3	0.8	1.2	-0.6	-5.8	-2.9	-0.8	-1.0
152	Pembuatan kasut	5.3	4.9	9.9	7.6	5.7	5.3	3.3	2.9	3.9	4.9
	15201 Pembuatan kasut kulit &	-0.8	0.6	7.4	1.4	-0.02	-0.8	-0.8	1.7	0.6	0.6
	15203 Pembuatan kasut getah Industri lain	12.9	9.6	13.0	15.2	12.8	12.9	8.1	4.3	7.5	9.6
161/16100	Pengilangan dan pengetaman kayu	-2.6	0.6	-1.7	-2.4	-3.6	-2.6	-3.8	-1.8	-0.9	0.6

2024												2025												Group Description/Period
Jan.	Feb.	Mar.	Apr.	Mei	Jun	Jul.	Ogo.	Sep.	Okt.	Nov.	Dis.	Jan.	Feb.	Mar.	Apr.	Mei	Jun	Jul.	Ogo.	Sep.	Okt.	Nov.	Dis.	
5.9	6.9	8.1	4.0	4.1	1.7	3.9	3.5	2.9	2.2	2.1	4.1	3.8	<b>Processing and preserving of meat</b>											
4.5	1.5	1.3	3.2	3.0	1.9	0.4	0.4	-0.03	-1.2	-0.3	0.3	-1.0	<b>Processing and preserving of fish, crustaceans and molluscs</b>											
3.2	-0.4	-0.5	1.7	1.6	0.9	-2.1	-2.0	-2.1	-3.2	-2.3	-1.4	-2.3	Canning of fish, crustaceans and molluscs											
11.5	11.6	11.3	11.4	11.0	7.3	14.6	12.4	10.6	9.2	10.0	9.0	5.3	Processing, curing and preserving of fish, crustacean and molluscs											
1.8	1.5	2.4	1.4	-3.5	-4.0	-5.2	-1.8	-7.2	-8.0	-7.4	-5.9	-7.2	<b>Processing and preserving of fruits and vegetable</b>											
-3.3	5.9	2.7	3.8	-1.0	1.2	-2.2	-1.7	-3.9	-5.5	-4.5	-5.2	-5.5	Pineapple canning											
2.1	1.2	2.4	1.3	-3.7	-4.3	-5.4	-1.8	-7.4	-8.1	-7.6	-6.0	-7.3	Manufacture of jams, marmalades and table jellies											
5.8	4.4	4.5	5.3	5.5	5.6	5.4	4.6	1.9	1.4	2.1	2.6	2.7	<b>Manufacture of vegetable and animal oils and fats</b>											
8.2	12.0	11.6	14.4	13.7	12.7	12.1	8.4	6.9	7.1	6.9	6.8	11.0	Manufacture of crude and refined vegetable oil											
4.7	4.9	4.4	4.5	4.5	4.2	5.1	3.4	1.1	1.2	1.2	0.8	1.7	Manufacture of compound cooking fats											
5.7	4.0	4.1	4.9	5.1	5.3	5.1	4.4	1.7	1.0	1.9	2.4	2.3	Manufacture of coconut oil											
4.8	4.3	5.8	5.4	7.6	5.4	5.0	5.0	3.3	2.8	2.3	1.9	0.4	<b>Manufacture of dairy products</b>											
3.6	2.9	5.4	3.6	7.3	4.3	3.6	3.6	2.1	1.8	1.6	1.1	-1.7	Manufacture of condensed, powdered and evaporated milk											
7.9	8.1	7.0	10.4	8.6	8.5	8.5	8.8	6.1	5.2	4.0	3.9	5.7	Other industry											
3.2	-0.6	-0.1	0.2	-0.5	-0.5	-1.3	2.1	2.7	2.3	1.5	0.5	1.3	<b>Manufacture of grain mill products, starches and starch products</b>											
2.5	1.1	0.3	1.4	0.6	0.1	0.1	5.2	6.0	5.0	2.4	2.3	3.2	Rice milling											
6.1	-1.9	-0.4	-0.3	-1.0	-0.8	-2.3	-0.2	0.8	1.1	2.3	0.2	1.0	Flour milling											
-7.7	-3.6	-1.6	-3.3	-4.6	-2.6	-3.6	-3.2	-6.2	-7.2	-8.8	-9.2	-8.6	Other industry											
8.3	7.2	7.0	6.8	6.8	6.1	6.4	5.5	4.4	3.8	3.6	3.0	2.6	<b>Manufacture of other food products</b>											
0.8	-1.8	-2.2	-1.8	-0.5	-0.1	2.6	3.0	3.1	2.9	2.2	1.1	-0.5	Manufacture of biscuits and cookies											
7.8	7.6	5.6	7.4	7.9	6.8	5.8	7.7	6.3	4.6	4.5	3.9	3.6	Manufacture of bread, cakes and other bakery products											
10.4	8.2	8.2	7.6	7.3	7.9	9.9	6.9	7.6	7.3	5.6	2.3	0.5	Manufacture of snack products											
5.3	5.5	3.9	3.1	2.3	2.5	2.1	-2.5	-3.6	-4.4	-1.8	-0.4	-0.6	Manufacture of sugar											
3.4	2.1	1.8	0.4	-6.7	-8.1	-8.6	-8.7	-9.7	-10.1	-9.6	-9.1	-5.9	Manufacture of cocoa products											
7.9	9.4	9.5	7.8	8.3	7.6	7.0	0.5	1.2	1.2	0.1	1.0	0.4	Manufacture of chocolate and chocolate products											
16.8	16.4	16.8	16.5	16.0	12.8	15.2	19.1	17.8	18.0	11.9	12.3	12.5	Manufacture of sugar confectionery											
19.1	20.2	20.2	14.5	13.1	13.2	12.9	3.6	2.5	0.2	4.9	3.6	3.0	Manufacture of sauces and condiments											
4.5	2.0	3.1	3.5	3.7	3.2	3.1	3.0	1.2	1.6	1.4	1.1	0.8	Manufacture of other food products n.e.c.											
-10.9	-11.2	-10.6	-7.7	-7.6	-9.2	-8.5	-4.2	-4.3	-2.5	-3.2	1.8	2.9	<b>Manufacture of prepared animal feeds</b>											
2.8	2.0	2.1	2.6	2.5	2.8	1.9	2.3	2.1	2.4	2.5	2.6	2.5	<b>Manufacture of beverages</b>											
1.8	0.7	1.3	1.7	1.6	2.1	1.3	1.8	2.1	2.5	2.4	2.9	2.2	Manufacture of soft drinks											
2.8	2.8	1.2	1.5	1.7	1.6	0.9	1.8	1.7	1.6	2.7	3.0	3.2	Production of natural mineral waters and other bottled waters											
8.1	7.4	9.3	10.3	9.1	9.3	7.8	6.3	3.2	3.4	2.9	0.2	2.9	Other industry											
-1.8	-8.5	-8.0	-1.4	-1.6	-0.2	1.5	1.1	0.3	0.2	0.1	1.5	1.2	<b>Manufacture of tobacco products</b>											
-0.3	0.2	1.5	2.8	3.9	4.0	6.1	3.4	3.4	2.7	3.4	4.1	4.3	<b>Spinning, weaving and finishing of textiles</b>											
1.4	2.1	3.7	5.7	7.1	6.4	4.6	0.9	-0.1	-0.01	0.6	1.9	2.4	Preparation and spinning of textile fibres											
-4.4	-3.9	-3.3	-4.1	-3.5	-1.7	11.0	10.7	12.9	9.9	9.9	9.4	9.1	Weaving of textiles											
-1.2	-5.0	-4.5	0.8	1.0	0.8	-0.9	-1.9	0.4	0.4	9.6	8.7	5.8	Dyeing, bleaching, printing and finishing of yarns and fabrics											
2.8	0.8	0.1	-1.0	-1.2	-1.7	-2.6	-1.8	-1.7	-1.4	-1.8	-1.7	-2.4	<b>Manufacture of other textiles</b>											
-3.1	-6.4	-3.8	-4.8	-1.8	-1.9	-2.0	-1.4	-2.0	-2.1	-2.0	-1.2	-2.4	Manufacture of knitted and crocheted fabrics											
6.5	5.4	2.4	1.3	-0.8	-1.6	-2.9	-2.0	-1.5	-1.1	-1.6	-1.9	-2.5	Other industry											
2.9	3.3	3.5	2.8	2.8	2.3	2.7	2.1	2.5	2.0	-1.6	-1.4	0.7	<b>Manufacture of wearing apparel, except fur</b>											
2.8	4.0	4.3	3.9	4.0	3.6	4.4	3.2	3.6	2.3	-1.5	-1.4	1.1	Manufacture of clothings											
3.4	1.4	1.3	0.1	-0.3	-1.0	-1.6	-0.7	-0.2	1.0	-1.8	-1.4	-0.4	Other industry											
6.5	2.8	0.9	3.5	2.6	0.8	1.0	-2.7	-0.7	0.8	-4.2	-3.9	-4.0	<b>Manufacture of articles of fur, knitted and crocheted apparel</b>											
-2.8	-4.5	-5.8	-3.3	-3.9	-2.9	-1.0	-1.0	-0.8	-1.4	-1.2	-1.0	-0.4	Tanning and dressing of leather; manufacture of luggage, handbags, saddlery and harness; dressing and dyeing of fur											
3.7	2.5	3.3	3.3	3.6	2.9	2.5	3.8	3.9	3.3	4.6	4.9	3.2	<b>Manufacture of footwear</b>											
-1.8	-1.0	-0.8	-0.1	1.8	1.7	0.6	1.1	0.6	0.1	0.9	0.6	-2.4	Manufacture of leather footwear											
10.8	6.7	8.1	7.1	5.5	4.3	4.7	6.8	7.5	6.7	8.7	9.6	9.6	Manufacture of rubber footwear											
-5.9	-7.0	-3.8	-1.8	-1.7	-1.8	-2.0	-0.6	-0.9	-1.1	-1.2	0.6	1.2	<b>Sawmilling and planning of wood</b>											

Jadual Table **1.5b** : Bilangan Pekerja Bergaji Sektor Pembuatan Mengikut Kumpulan: Perubahan Peratusan Tahunan  
 : Number of Paid Employees of Manufacturing Sector by Group: Annual Percentage Change

Kod Kumpulan Group code	Keterangan Kumpulan/Tempoh			2023				2024			
		2023	2024	Q1	Q2	Q3	Q4	Q1	Q2	Q3	Q4
<b>162</b>	<b>Pembuatan produk daripada kayu, gabus, jerami dan bahan jalinan lain</b>	<b>1.2</b>	<b>0.4</b>	<b>3.0</b>	<b>1.4</b>	<b>1.5</b>	<b>1.2</b>	<b>0.05</b>	<b>2.5</b>	<b>1.0</b>	<b>0.4</b>
16211	Pembuatan kepingan venier dan papan lapis	3.1	2.7	2.6	1.3	2.3	3.1	1.0	4.3	3.6	2.7
16212	Pembuatan papan partikel dan papan gentian	8.4	3.1	-7.7	-4.3	6.6	8.4	10.4	11.5	1.7	3.1
16221	Pertukangan kayu untuk jurubina	-10.9	-11.8	6.5	4.1	-4.0	-10.9	-9.5	-11.3	-9.0	-11.8
	Industri lain	2.3	0.9	7.1	2.6	0.5	2.3	0.0	4.1	0.5	0.9
<b>170</b>	<b>Pembuatan kertas dan produk kertas</b>	<b>1.0</b>	<b>0.6</b>	<b>4.1</b>	<b>1.8</b>	<b>1.7</b>	<b>1.0</b>	<b>0.9</b>	<b>0.7</b>	<b>0.5</b>	<b>0.6</b>
17010	Pembuatan pulpa, kertas dan kertas tebal	-2.4	5.9	7.1	-3.2	-3.0	-2.4	-0.4	3.3	5.6	5.9
17020	Pembuatan kertas gelugur dan kertas tebal dan bekas daripada kertas dan kertas tebal	-1.4	-1.9	5.4	3.6	0.5	-1.4	-2.0	-2.6	-1.6	-1.9
17091	Pembuatan sampul surat dan kad surat	4.1	-2.6	4.4	1.7	0.1	4.1	-4.1	-5.3	-5.6	-2.6
17092	Pembuatan kertas kegunaan rumah dan pembersih peribadi	5.1	-2.3	-1.7	-1.6	4.5	5.1	6.0	3.5	-2.4	-2.3
17093	Pembuatan kertas bergam atau pelekat yang berjalur atau bergulung dan label dan kertas dinding	0.0	1.0	4.3	4.4	2.0	0.0	0.2	0.8	1.0	1.0
	Industri lain	9.8	8.2	5.0	5.5	8.2	9.8	8.1	7.2	7.9	8.2
<b>181 &amp; 182</b>	<b>Percetakan, aktiviti perkhidmatan berkaitan percetakan dan penerbitan semula media rakaman</b>	<b>1.7</b>	<b>0.8</b>	<b>3.9</b>	<b>4.6</b>	<b>5.3</b>	<b>1.7</b>	<b>-2.8</b>	<b>-1.3</b>	<b>0.1</b>	<b>0.8</b>
18110	Percetakan	2.3	0.6	4.5	5.5	6.3	2.3	-2.5	-2.4	-0.1	0.6
18120 &	Aktiviti perkhidmatan berkaitan percetakan	-1.2	1.7	1.4	0.7	1.0	-1.2	-3.7	3.5	1.4	1.7
18200	Penerbitan semula media rakaman										
<b>192 (19201 &amp; 19202)</b>	<b>Pembuatan produk petroleum bertapis</b>	<b>3.7</b>	<b>0.4</b>	<b>4.3</b>	<b>5.1</b>	<b>3.1</b>	<b>3.7</b>	<b>1.8</b>	<b>1.0</b>	<b>0.5</b>	<b>0.4</b>
<b>201</b>	<b>Pembuatan kimia asas, baja dan sebatian nitrogen, plastik dan getah sintetik dalam bentuk primer</b>	<b>0.3</b>	<b>5.3</b>	<b>3.5</b>	<b>3.1</b>	<b>0.1</b>	<b>0.3</b>	<b>-0.7</b>	<b>0.9</b>	<b>4.4</b>	<b>5.3</b>
20111	Pembuatan gas perindustrian atau perubatan bukan organik dalam bentuk cecair atau mampat	9.1	14.9	13.2	9.0	10.0	9.1	8.0	12.7	13.8	14.9
20112 &	Pembuatan kimia organik asas	-1.9	4.9	9.4	7.6	2.5	-1.9	-2.4	-0.9	3.7	4.9
20113	Pembuatan sebatian bukan organik										
20121 &	Pembuatan baja	-5.9	-1.6	-12.5	-8.6	-16.7	-5.9	-11.4	-8.2	-1.3	-1.6
20129	Pembuatan produk campuran nitrogen										
20131	Pembuatan plastik dalam bentuk primer	2.1	4.0	0.2	1.0	2.4	2.1	3.8	3.0	3.5	4.0
	Industri lain	6.6	9.2	14.1	5.7	6.9	6.6	4.7	4.8	6.8	9.2
<b>202 &amp; 203</b>	<b>Pembuatan produk kimia lain dan serat buatan manusia</b>	<b>-2.6</b>	<b>-3.0</b>	<b>1.2</b>	<b>0.1</b>	<b>0.2</b>	<b>-2.6</b>	<b>-3.0</b>	<b>-0.2</b>	<b>-3.0</b>	<b>-3.0</b>
20210	Pembuatan racun perosak dan produk agrokimia lain	13.8	11.0	7.5	6.2	14.9	13.8	9.0	13.0	13.2	11.0
20221	Pembuatan cat, varnis dan penyadur dan mastik	1.4	-0.2	-11.2	4.0	2.7	1.4	1.7	0.6	0.1	-0.2
20222	Pembuatan dakwat cetak	4.7	-4.1	3.6	6.0	4.0	4.7	1.7	1.9	-3.1	-4.1
20231 &	Pembuatan sabun dan bahan pencuci, penyediaan membersihkan dan mengilat	-7.7	-4.3	4.4	-5.0	-5.3	-7.7	-6.7	1.0	-3.2	-4.3
20232	Pembuatan pewangi dan penyediaan dandanan diri										
20291 &	Pembuatan plat fotografi, filem, sensitized paper dan other sensitized unexposed materials	-4.0	-6.5	3.4	1.0	2.0	-4.0	-5.0	-5.5	-9.0	-6.5
20292 &	Pembuatan dakwat menulis dan melukis										
20299	Pembuatan produk kimia lain t.t.t.l.										
	Industri lain	-32.2	-11.9	-4.0	-6.1	-36.1	-32.2	-36.1	-36.9	-18.4	-11.9
<b>210</b>	<b>Pembuatan produk farmaseutikal, kimia perubatan dan botani</b>	<b>2.3</b>	<b>3.0</b>	<b>8.5</b>	<b>-0.3</b>	<b>1.6</b>	<b>2.3</b>	<b>1.6</b>	<b>0.5</b>	<b>0.3</b>	<b>3.0</b>
21001	Pembuatan bahan aktif ubat-ubatan untuk digunakan oleh bidang farmakologi dalam pembuatan ubat-ubatan	1.1	4.0	6.1	0.1	1.5	1.1	-0.03	-1.4	0.2	4.0
	Industri lain	5.4	0.6	14.4	-1.2	2.0	5.4	5.4	5.0	0.4	0.6
<b>221</b>	<b>Pembuatan produk getah</b>	<b>-4.0</b>	<b>-2.4</b>	<b>-2.7</b>	<b>-9.2</b>	<b>-6.0</b>	<b>-4.0</b>	<b>-5.0</b>	<b>-3.5</b>	<b>-2.5</b>	<b>-2.4</b>
22111	Pembuatan tayar getah untuk kenderaan	2.6	-3.7	-6.3	-6.3	3.0	2.6	0.3	-4.5	-2.2	-3.7
22112	Pembuatan bunga tayar yang boleh ditukar ganti dan tayar celup	12.0	-3.7	12.2	14.2	14.0	12.0	9.7	9.2	2.2	-3.7
22191 &	Pembuatan produk lain daripada getah asli atau sintetik, tidak divulkan, divulkan atau dikeraskan	4.4	-5.3	12.5	13.2	7.0	4.4	1.2	0.1	-4.4	-5.3
22193	Pengilangan semula getah dan prosesan susu getah										
22192	Pembuatan sarung tangan getah	-9.0	-2.4	-8.5	-18.7	-14.0	-9.0	-8.5	-5.9	-2.7	-2.4
22199	Pembuatan produk getah lain yang t.t.t.l.	-1.5	-0.4	0.9	-3.2	0.1	-1.5	-4.3	-2.1	-1.7	-0.4
<b>222</b>	<b>Pembuatan produk plastik</b>	<b>3.3</b>	<b>2.2</b>	<b>2.5</b>	<b>2.6</b>	<b>2.9</b>	<b>3.3</b>	<b>2.6</b>	<b>3.1</b>	<b>2.6</b>	<b>2.2</b>
22201 &	Pembuatan produk plastik separa siap	1.6	1.5	3.8	2.4	2.7	1.6	1.2	0.3	1.4	1.5
22202	Pembuatan produk plastik siap										
22203	Pembuatan artikel plastik untuk pembungkusan barangan	5.8	2.0	4.3	4.7	6.5	5.8	4.7	4.0	2.3	2.0
22204	Pembuatan barangan plastik jurubina	0.3	5.4	2.6	3.7	3.1	0.3	0.01	1.7	2.1	5.4
22205	Pembuatan pinggan mangkuk, peralatan dapur dan barangan tandas daripada plastik	0.7	0.9	-1.4	-5.4	-6.2	0.7	-0.2	0.7	-1.6	0.9
22209	Pembuatan pelbagai produk plastik t.t.t.l.	3.0	3.0	1.0	3.1	2.2	3.0	2.4	5.0	4.9	3.0
<b>231 (23101 &amp; 23102 &amp; 23109)</b>	<b>Pembuatan kaca dan produk kaca</b>	<b>-1.0</b>	<b>5.1</b>	<b>11.3</b>	<b>5.5</b>	<b>2.6</b>	<b>-1.0</b>	<b>0.3</b>	<b>5.9</b>	<b>6.8</b>	<b>5.1</b>

2024												2025												Group Description/Period
Jan.	Feb.	Mar.	Apr.	Mei	Jun	Jul.	Ogo.	Sep.	Okt.	Nov.	Dis.	Jan.	Feb.	Mar.	Apr.	Mei	Jun	Jul.	Ogo.	Sep.	Okt.	Nov.	Dis.	
0.6	-0.3	0.05	1.5	1.1	2.5	2.9	0.8	1.0	0.8	1.0	0.4	-0.1	<b>Manufacture of products of wood, cork, straw and plaiting materials</b>											
2.3	1.5	1.0	2.6	1.7	4.3	4.0	3.8	3.6	3.0	3.5	2.7	2.6	Manufacture of veneer sheets and plywood											
10.3	10.8	10.4	12.0	11.6	11.5	10.5	-3.3	1.7	2.6	2.6	3.1	3.0	Manufacture of particle board and fibreboard											
-11.2	-13.0	-9.5	-10.9	-11.0	-11.3	-9.5	-10.3	-9.0	-10.1	-10.1	-11.8	-11.2	Manufacture of builders' carpentry											
0.8	-0.1	0.0	3.6	4.1	4.1	5.8	2.7	0.5	1.1	0.6	0.9	-1.2	Other industry											
1.0	0.8	0.9	0.8	0.5	0.7	1.2	0.8	0.5	0.6	0.7	0.6	0.3	<b>Manufacture of paper and paper products</b>											
0.7	-0.5	-0.4	-0.8	3.5	3.3	3.9	4.9	5.6	6.5	6.2	5.9	6.3	Manufacture of pulp, paper and paperboard											
-1.8	-2.1	-2.0	-2.2	-2.6	-2.6	-2.6	-1.3	-1.6	-1.5	-1.7	-1.9	-1.5	Manufacture of corrugated paper and paperboard and of containers of paper and paperboard											
1.3	-1.6	-4.1	-4.2	-5.4	-5.3	-5.2	-4.5	-5.6	-5.4	-3.7	-2.6	-2.6	Manufacture of envelopes and letter-card											
4.5	5.5	6.0	6.2	2.0	3.5	3.4	-2.9	-2.4	-2.4	-2.5	-2.3	-3.4	Manufacture of household and personal hygiene paper											
0.1	0.1	0.2	0.3	0.6	0.8	1.8	1.2	1.0	-0.1	-0.4	1.0	0.3	Manufacture of gummed or adhesive paper in strips or rolls and labels and wall paper											
7.9	7.7	8.1	7.7	8.1	7.2	9.8	11.4	7.9	8.7	11.1	8.2	6.1	Other industry											
-2.4	-1.9	-2.8	-2.4	-3.3	-1.3	-1.2	0.2	0.1	1.0	1.3	0.8	0.6	<b>Printing, service activities related to printing and reproduction of recorded media</b>											
-2.2	-1.5	-2.5	-3.1	-4.5	-2.4	-2.3	-0.2	-0.1	1.1	1.4	0.6	0.7	Printing											
-3.5	-3.4	-3.7	0.7	2.2	3.5	3.8	1.9	1.4	0.7	1.3	1.7	0.05	Service activities related to printing											
													Reproduction of recorded media											
2.6	2.9	1.8	1.6	0.7	1.0	1.1	0.6	0.5	0.7	0.9	0.4	2.0	<b>Manufacture of refined petroleum products</b>											
-0.2	-0.6	-0.7	3.3	1.8	0.9	4.7	4.6	4.4	4.2	4.9	5.3	4.5	<b>Manufacture of basic chemicals, fertilizer and nitrogen compounds, plastics and synthetic rubber in primary forms</b>											
9.3	9.0	8.0	14.7	11.8	12.7	13.5	13.6	13.8	12.1	14.9	14.9	11.2	Manufacture of liquefied or compressed inorganic industrial or medical gases											
													Manufacture of basic organic chemicals											
-2.3	-2.4	-2.4	2.0	0.6	-0.9	4.0	4.1	3.7	3.8	4.5	4.9	4.5	Manufacture of inorganic compounds											
													Manufacture of fertilizers											
-7.0	-10.7	-11.4	-4.6	-8.0	-8.2	-0.9	-1.1	-1.3	-1.6	-1.6	-1.6	-2.7	Manufacture of associated nitrogen products											
1.5	3.4	3.8	4.4	4.4	3.0	3.4	3.2	3.5	3.3	3.5	4.0	4.8	Manufacture of plastics in primary forms											
6.1	3.9	4.7	6.1	4.3	4.8	10.2	8.3	6.8	7.3	7.6	9.2	6.6	Other industry											
-2.8	-2.1	-3.0	-1.9	-0.8	-0.2	-2.6	-2.3	-3.0	-3.4	-3.9	-3.0	-2.9	<b>Manufacture of other chemical products and man-made fibres</b>											
13.1	10.5	9.0	10.9	11.1	13.0	12.7	12.9	13.2	10.6	10.7	11.0	8.6	Manufacture of pesticides and other agrochemical products											
0.1	5.1	1.7	1.0	0.4	0.6	0.03	0.03	0.1	-1.1	-0.9	-0.2	-4.1	Manufacture of paints, varnishes and similar coatings ink and mastics											
4.0	3.9	1.7	2.3	1.8	1.9	-6.1	-4.8	-3.1	-3.7	-4.0	-4.1	-4.1	Manufacture of printing ink											
													Manufacture of soap and detergents, cleaning and polishing preparations											
-7.5	-7.1	-6.7	-3.8	0.1	1.0	-2.0	-1.8	-3.2	-3.8	-4.2	-4.3	-0.9	Manufacture of perfumes and toilet preparations											
													Manufacture of photographic plates, films, sensitized paper and other sensitized unexposed materials											
-4.2	-4.2	-5.0	-5.1	-5.7	-5.5	-6.7	-7.2	-9.0	-8.1	-9.2	-6.5	-7.7	Manufacture of writing and drawing ink											
													Manufacture of other chemical products n.e.c.											
-31.0	-35.6	-36.1	-36.9	-37.1	-36.9	-37.1	-20.9	-18.4	-11.4	-12.8	-11.9	-11.4	Other industry											
1.9	1.4	1.6	0.6	0.3	0.5	0.4	0.9	0.3	0.4	2.6	3.0	2.9	<b>Manufacture of pharmaceuticals, medicinal chemical and botanical products</b>											
1.0	0.6	-0.03	-2.5	-2.3	-1.4	-0.8	0.3	0.2	0.1	3.8	4.0	3.7	Manufacture of medicinal active substances to be used for their pharmacological properties in the manufacture of medicaments											
3.8	3.5	5.4	8.6	6.6	5.0	3.1	2.2	0.4	1.1	-0.3	0.6	1.3	Other industry											
-3.6	-4.1	-5.0	-5.2	-4.1	-3.5	-3.4	-2.9	-2.5	-2.4	-2.5	-2.4	-2.5	<b>Manufacture of rubber products</b>											
2.8	1.1	0.3	-5.1	-5.4	-4.5	-11.6	-2.2	-2.2	-2.2	-3.2	-3.7	-4.8	Manufacture of rubber tyres for vehicles											
12.0	9.5	9.7	9.6	10.4	9.2	9.3	4.6	2.2	2.1	-7.3	-3.7	-2.8	Manufacture of interchangeable tyre treads and retreading rubber tyres											
													Manufacture of other products of natural or synthetic rubber, unvulcanized, vulcanized or hardened											
3.8	1.4	1.2	0.2	-0.5	0.1	-3.9	-4.7	-4.4	-4.4	-4.6	-5.3	-7.5	Rubber remilling and latex processing											
-7.6	-6.9	-8.5	-8.7	-7.4	-5.9	-4.0	-3.4	-2.7	-2.8	-2.3	-2.4	-1.8	Manufacture of rubber gloves											
-2.7	-4.1	-4.3	-3.2	-1.2	-2.1	-1.0	-1.8	-1.7	-1.1	-1.0	-0.4	-0.2	Manufacture of other rubber products n.e.c.											
3.3	2.5	2.6	3.1	3.4	3.1	3.1	2.7	2.6	2.8	2.9	2.2	2.0	<b>Manufacture of plastics products</b>											
													Manufacture of semi-manufactures of plastic products											
1.5	1.6	1.2	0.5	1.0	0.3	0.7	1.2	1.4	1.2	2.1	1.5	2.0	Manufacture of finished plastic products											
6.1	4.6	4.7	4.8	4.7	4.0	1.9	2.2	2.3	3.0	2.8	2.0	1.2	Manufacture of plastic articles for the packing of goods											
0.7	-0.4	0.01	1.7	1.6	1.7	1.1	1.4	2.1	2.3	4.9	5.4	2.2	Manufacture of builders' plastics ware											
1.3	-0.2	-0.2	0.8	0.1	0.7	4.9	-1.5	-1.6	0.6	1.0	0.9	-2.3	Manufacture of plastic tableware, kitchenware and toilet articles											
2.6	2.2	2.4	4.0	4.8	5.0	5.5	5.5	4.9	4.4	4.0	3.0	3.9	Manufacture of diverse plastic products n.e.c.											
-1.0	-0.6	0.3	1.2	4.4	5.9	7.4	7.0	6.8	6.6	5.5	5.1	3.8	<b>Manufacture of glass and glass products</b>											

Jadual **1.5b** : Bilangan Pekerja Bergaji Sektor Pembuatan Mengikut Kumpulan: Perubahan Peratusan Tahunan  
 Table : Number of Paid Employees of Manufacturing Sector by Group: Annual Percentage Change

Kod Kumpulan Group code	Keterangan Kumpulan/Tempoh	2023		2024							
		2023	2024	Q1	Q2	Q3	Q4	Q1	Q2	Q3	Q4
<b>239</b>	<b>Pembuatan pengeluaran galian bukan logam t.t.t.l.</b>	<b>2.5</b>	<b>-1.0</b>	<b>-2.0</b>	<b>0.04</b>	<b>2.1</b>	<b>2.5</b>	<b>0.1</b>	<b>-1.4</b>	<b>-1.3</b>	<b>-1.0</b>
23911	Pembuatan mortar refraktori dan konkrit &										
23921	Pembuatan seramik bukan refraktori	-8.1	-6.1	-6.4	-5.2	-4.0	-8.1	-9.3	-11.9	-11.4	-6.1
23930	Pembuatan produk porselin dan seramik lain	-14.9	-7.3	-12.6	-11.8	-14.2	-14.9	-1.5	-5.0	-4.2	-7.3
23941	Pembuatan simen hidraulik	1.0	1.1	-6.6	-9.9	0.7	1.0	0.02	-0.1	4.4	1.1
23951	Pembuatan konkrit dan mortar siap bancuh dan banchuan kering	1.5	0.7	1.7	-0.8	1.8	1.5	2.2	3.3	0.1	0.7
23952	Pembuatan konkrit pratuangan, simen atau artikel batu buatan yang digunakan dalam pembinaan;										
23953	& Pembuatan komponen struktur pasang siap untuk bangunan atau kejuruteraan awam dari simen, batu atau konkrit buatan	4.1	-4.8	0.7	6.2	5.1	4.1	-4.8	-6.6	-6.1	-4.8
23959	& Pembuatan artikel konkrit, simen dan plaster lain t.t.t.l.										
23990	Pembuatan produk mineral bukan logam lain t.t.t.l.	12.4	9.9	-5.1	0.3	6.6	12.4	13.6	9.3	13.8	9.9
	Industri lain	14.8	4.1	1.8	2.5	6.7	14.8	13.3	11.8	5.2	4.1
<b>241</b> <b>( 24101 &amp; 24102 &amp; 24103 &amp; 24104 &amp; 24109 )</b>	<b>Pembuatan besi dan keluli asas</b>	<b>5.3</b>	<b>3.4</b>	<b>1.7</b>	<b>1.6</b>	<b>4.9</b>	<b>5.3</b>	<b>7.0</b>	<b>5.9</b>	<b>5.1</b>	<b>3.4</b>
<b>242</b> <b>( 24201 &amp; 24202 &amp; 24209 )</b>	<b>Pembuatan logam asas berharga dan logam bukan ferus lain</b>	<b>-5.9</b>	<b>-3.3</b>	<b>-0.4</b>	<b>-0.3</b>	<b>-4.8</b>	<b>-5.9</b>	<b>-7.1</b>	<b>-5.0</b>	<b>-4.1</b>	<b>-3.3</b>
<b>243</b>	<b>Pengacuan logam</b>	<b>1.6</b>	<b>2.6</b>	<b>-2.4</b>	<b>0.1</b>	<b>1.8</b>	<b>1.6</b>	<b>-0.7</b>	<b>-0.6</b>	<b>0.2</b>	<b>2.6</b>
<b>251 &amp; 252</b>	<b>Pembuatan produk struktur logam, tangki, takungan, penjana wap, senjata dan peluru</b>	<b>1.4</b>	<b>2.4</b>	<b>1.1</b>	<b>1.3</b>	<b>2.2</b>	<b>1.4</b>	<b>1.7</b>	<b>4.4</b>	<b>3.7</b>	<b>2.4</b>
25113	Pembuatan pintu, tingkap dan bingkai, penutup tingkap dan pintu pagar daripada logam &	4.6	5.1	-0.9	0.2	6.0	4.6	5.2	8.6	5.9	5.1
25119	Pembuatan produk struktur logam lain										
25120	Pembuatan tangki, takungan dan kontena daripada logam & Industri lain	-8.3	-5.1	6.2	3.4	-8.7	-8.3	-7.5	-4.4	-3.0	-5.1
		-0.7	-2.0	4.3	3.6	-0.5	-0.7	-2.2	-3.2	1.7	-2.0
<b>259</b>	<b>Pembuatan lain-lain produk yang direka daripada logam; aktiviti perkhidmatan kerja logam</b>	<b>5.4</b>	<b>2.2</b>	<b>2.1</b>	<b>2.2</b>	<b>5.2</b>	<b>5.4</b>	<b>4.6</b>	<b>5.0</b>	<b>3.1</b>	<b>2.2</b>
25910	Tempaan, tekanan, hentakan dan bentuk gelekkan logam; serbuk metalurgi	-0.3	3.5	-1.1	-5.8	-2.0	-0.3	-0.8	2.0	2.6	3.5
25920	Rawatan dan penyalutan logam; menggunakan mesin	-9.7	-14.1	4.8	6.8	-6.9	-9.7	-11.4	-13.4	-14.0	-14.1
25991	Pembuatan tin untuk produk makanan dan minuman, tiub dan kotak boleh dilipat	6.1	13.2	0.5	-1.6	7.5	6.1	8.2	11.1	11.0	13.2
25992	Pembuatan kabel, plaited bands (jalur/pita berpintal) dan artikel seumpamanya daripada logam &	8.3	-0.03	1.8	3.2	6.6	8.3	9.7	8.2	4.9	-0.03
25993	Pembuatan bolt, skru, nat dan produk uliran seumpamanya										
25994	Pembuatan barangan rumah daripada logam	14.1	2.9	1.8	5.2	11.8	14.1	5.5	-1.3	-1.1	2.9
25999	Pembuatan produk lain yang direka daripada logam t.t.t.l. & Industri lain	7.9	6.1	3.5	5.2	10.1	7.9	7.3	8.0	7.2	6.1
		21.8	3.6	3.8	7.1	18.7	21.8	17.8	17.4	4.9	3.6
<b>261</b>	<b>Pembuatan komponen dan papan elektronik</b>	<b>1.9</b>	<b>-2.2</b>	<b>6.5</b>	<b>7.1</b>	<b>4.8</b>	<b>1.9</b>	<b>-2.5</b>	<b>-2.9</b>	<b>-3.3</b>	<b>-2.2</b>
26101	Pembuatan diod, transistor dan alatan semikonduktor yang seumpamanya &	0.9	-1.9	5.1	4.1	2.2	0.9	-2.2	-2.4	-3.1	-1.9
26102	Pembuatan litar elektronik bersepadu dengan pemasangan mikro										
26103	Pembuatan kapasitor dan perintang elektrik &										
26104	Pembuatan papan litar bercetak &	3.0	-2.5	9.5	12.1	8.4	3.0	-3.7	-3.7	-3.6	-2.5
26105	Pembuatan komponen paparan										
26109	Pembuatan komponen lain untuk aplikasi elektronik	3.0	-3.0	0.2	2.8	4.7	3.0	2.7	-2.1	-3.4	-3.0
<b>262</b> <b>( 26201 &amp; 26202 )</b>	<b>Pembuatan komputer dan kelengkapan peranti</b>	<b>-3.2</b>	<b>6.9</b>	<b>0.3</b>	<b>-1.1</b>	<b>-2.4</b>	<b>-3.2</b>	<b>1.7</b>	<b>3.5</b>	<b>5.6</b>	<b>6.9</b>
<b>263/ 26300</b>	<b>Pembuatan peralatan komunikasi</b>	<b>0.3</b>	<b>4.3</b>	<b>6.6</b>	<b>4.7</b>	<b>-0.6</b>	<b>0.3</b>	<b>0.6</b>	<b>0.4</b>	<b>5.0</b>	<b>4.3</b>
<b>264/ 26400</b>	<b>Pembuatan peralatan elektronik pengguna</b>	<b>3.4</b>	<b>4.7</b>	<b>0.9</b>	<b>-2.8</b>	<b>5.7</b>	<b>3.4</b>	<b>4.4</b>	<b>4.6</b>	<b>-0.1</b>	<b>4.7</b>
<b>265</b>	<b>Pembuatan kelengkapan mengukur, menguji, memandu arah dan kawalan; jam tangan dan jam</b>	<b>-0.1</b>	<b>4.7</b>	<b>8.5</b>	<b>7.5</b>	<b>2.0</b>	<b>-0.1</b>	<b>-0.4</b>	<b>3.7</b>	<b>4.3</b>	<b>4.7</b>
26511	Pembuatan kelengkapan mengukur, menguji, memandu arah & kawalan	0.2	4.9	10.0	10.8	3.1	0.2	-0.4	3.0	3.9	4.9
26512	Pembuatan kelengkapan kawalan proses perindustrian										
26520	Pembuatan jam tangan dan jam dan bahagiannya	-1.1	4.2	3.4	-3.1	-1.5	-1.1	-0.5	6.1	6.0	4.2
<b>266/ 26600</b>	<b>Pembuatan peralatan penyinaran, perubahan elektro dan elektroterapeutik</b>	<b>-3.1</b>	<b>0.6</b>	<b>1.8</b>	<b>1.4</b>	<b>-2.1</b>	<b>-3.1</b>	<b>-6.3</b>	<b>-6.5</b>	<b>-1.7</b>	<b>0.6</b>

2024												2025		Group Description/Period
Jan.	Feb.	Mar.	Apr.	Mei	Jun	Jul.	Ogo.	Sep.	Okt.	Nov.	Dis.	Jan.	Feb.	
-0.5	0.2	0.1	0.3	-0.8	-1.4	-1.3	-1.1	-1.3	-0.6	-1.1	-1.0	1.9	1.9	<b>Manufacture of non-metallic mineral products</b>
														<i>Manufacture of refractory mortars and concretes</i>
-8.6	-8.8	-9.3	-9.4	-11.2	-11.9	-10.5	-13.1	-11.4	-6.4	-6.1	-6.1	-1.8	-1.8	<i>Manufacture of non-refractory ceramic</i>
-16.5	-3.0	-1.5	-1.7	-5.3	-5.0	-4.2	-3.8	-4.2	-4.8	-7.1	-7.3	-6.2	-6.2	<i>Manufacture of other porcelain and ceramic products</i>
0.4	0.1	0.02	0.4	-0.02	-0.1	1.0	6.3	4.4	5.3	0.7	1.1	1.4	1.4	<i>Manufacture of hydraulic cement</i>
0.7	0.3	2.2	2.3	2.2	3.3	2.1	1.9	0.1	1.7	-0.4	0.7	2.6	2.6	<i>Manufacture of ready-mix and dry-mix concrete and mortars</i>
														<i>Manufacture of precast concrete, cement or artificial stone articles for use in construction</i>
-3.9	-3.8	-4.8	-4.1	-6.0	-6.6	-6.9	-6.6	-6.1	-5.6	-5.0	-4.8	1.9	1.9	<i>Manufacture of prefabricated structural components for building or civil engineering of cement, concrete or artificial stone</i>
														<i>Manufacture of other articles of concrete, cement and plaster n.e.c.</i>
15.0	14.0	13.6	12.1	12.9	9.3	9.5	15.0	13.8	9.9	10.0	9.9	8.8	8.8	<i>Manufacture of other non-metallic mineral products n.e.c.</i>
13.3	13.4	13.3	13.7	13.3	11.8	12.0	5.4	5.2	5.6	6.0	4.1	0.9	0.9	<i>Other industry</i>
5.4	7.5	7.0	6.8	5.9	5.9	5.8	5.0	5.1	3.8	3.4	3.4	2.9	2.9	<b>Manufacture of basic iron and steel</b>
-5.3	-8.1	-7.1	-6.9	-6.9	-5.0	-6.2	-4.3	-4.1	-4.8	-3.5	-3.3	-3.8	-3.8	<b>Manufacture of basic precious and other non-ferrous metals</b>
0.7	-0.7	-0.7	1.7	2.4	-0.6	3.6	-0.4	0.2	0.5	2.7	2.6	3.0	3.0	<b>Casting of metals</b>
2.0	1.2	1.7	3.1	1.5	4.4	4.5	4.1	3.7	4.0	2.4	2.4	3.1	3.1	<b>Manufacture of structural metal products, tanks, reservoirs, steam generators, weapons and ammunition</b>
														<i>Manufacture of metal doors, windows and their frames, shutters and gates</i>
5.0	4.2	5.2	6.7	4.4	8.6	7.7	6.0	5.9	7.1	5.4	5.1	6.1	6.1	<i>Manufacture of other structural metal products</i>
-6.5	-6.9	-7.5	-4.7	-5.0	-4.4	-3.4	-3.5	-3.0	-3.7	-5.7	-5.1	-5.7	-5.7	<i>Manufacture of tanks, reservoirs and containers of metal</i>
-0.9	-1.9	-2.2	-3.7	-3.6	-3.2	-0.2	3.7	1.7	-1.2	-1.9	-2.0	-0.9	-0.9	<i>Other industry</i>
5.4	4.3	4.6	5.3	5.4	5.0	4.6	4.9	3.1	2.3	2.4	2.2	1.1	1.1	<b>Manufacture of other fabricated metal products; metal working service activities</b>
														<i>Forging, pressing, stamping and roll-forming of metal; powder metallurgy</i>
-1.1	-1.7	-0.8	1.9	2.1	2.0	2.1	2.4	2.6	1.8	1.7	3.5	4.9	4.9	<i>Treatment and coating of metals; machining</i>
-9.0	-11.8	-11.4	-11.4	-12.2	-13.4	-13.7	-13.8	-14.0	-16.0	-15.2	-14.1	-16.0	-16.0	<i>Manufacture of tins and cans for food products, collapsible tubes and boxes</i>
7.5	5.5	8.2	12.1	12.4	11.1	11.4	12.0	11.0	12.2	12.8	13.2	9.0	9.0	<i>Manufacture of metal cable, plaited bands and similar articles</i>
9.4	8.4	9.7	8.7	8.6	8.2	4.4	8.5	4.9	3.9	4.4	-0.03	-2.2	-2.2	<i>Manufacture of bolts, screws, nuts and similar threaded products</i>
11.6	11.8	5.5	3.1	3.7	-1.3	-1.8	-1.3	-1.1	-1.1	2.8	2.9	2.6	2.6	<i>Manufacture of metal household articles</i>
7.8	5.9	7.3	7.8	8.1	8.0	8.7	8.9	7.2	5.8	5.9	6.1	4.6	4.6	<i>Manufacture of any other fabricated metal products n.e.c.</i>
20.9	21.6	17.8	16.0	16.1	17.4	18.8	10.1	4.9	5.4	3.3	3.6	3.2	3.2	<i>Other industry</i>
1.2	-1.6	-2.5	-3.1	-3.1	-2.9	-3.7	-5.4	-3.3	-2.6	-2.2	-2.2	-2.7	-2.7	<b>Manufacture of electronic components and boards</b>
														<i>Manufacture of diodes, transistors and similar semiconductor devices</i>
1.1	-1.5	-2.2	-4.3	-2.9	-2.4	-4.2	-7.2	-3.1	-2.6	-2.5	-1.9	-2.9	-2.9	<i>Manufacture of electronic integrated circuits micro assemblies</i>
														<i>Manufacture of electrical capacitors and resistors</i>
1.1	-2.5	-3.7	-2.3	-3.5	-3.7	-3.6	-3.4	-3.6	-2.4	-1.6	-2.5	-2.5	-2.5	<i>Manufacture of printed circuit boards</i>
														<i>Manufacture of display components</i>
3.4	3.5	2.7	2.4	-2.1	-2.1	-1.1	-2.1	-3.4	-3.1	-2.7	-3.0	-2.1	-2.1	<i>Manufacture of other components for electronic applications</i>
1.2	1.3	1.7	1.9	2.2	3.5	3.6	7.5	5.6	6.7	6.5	6.9	6.4	6.4	<b>Manufacture of computers and peripheral equipment</b>
0.2	0.3	0.6	0.8	1.0	0.4	5.8	5.8	5.0	4.3	4.9	4.3	5.7	5.7	<b>Manufacture of communication equipment</b>
3.6	4.0	4.4	4.5	5.0	4.6	6.2	-0.4	-0.1	1.1	7.8	4.7	5.0	5.0	<b>Manufacture of consumer electronics</b>
0.2	-0.7	-0.4	-0.1	0.8	3.7	2.6	3.6	4.3	5.7	5.2	4.7	3.2	3.2	<b>Manufacture of measuring, testing, navigating and control equipment; watches and clocks</b>
														<i>Manufacture of measuring, testing, navigating and control equipment</i>
0.3	-0.6	-0.4	-0.02	0.3	3.0	1.6	2.8	3.9	5.8	5.3	4.9	3.7	3.7	<i>Manufacture of industrial process control equipment</i>
-0.04	-0.8	-0.5	-0.5	2.7	6.1	6.4	6.4	6.0	5.2	4.6	4.2	1.6	1.6	<i>Manufacture of watches and clocks and parts</i>
-6.6	-5.9	-6.3	-6.2	-6.6	-6.5	-2.3	-1.8	-1.7	-0.4	0.2	0.6	1.9	1.9	<b>Manufacture of irradiation, electromedical and electrotherapeutic equipment</b>

Jadual Table **1.5b** : Bilangan Pekerja Bergaji Sektor Pembuatan Mengikut Kumpulan: Perubahan Peratusan Tahunan  
: Number of Paid Employees of Manufacturing Sector by Group: Annual Percentage Change

Kod Kumpulan Group code	Keterangan Kumpulan/Tempoh			2023				2024			
		2023	2024	Q1	Q2	Q3	Q4	Q1	Q2	Q3	Q4
267 ( 26701 & 26702 ) & 268 (26800)	Pembuatan peralatan optikal, kelengkapan fotografi, media magnetik dan optikal	1.7	-7.1	6.0	-1.4	3.9	1.7	-2.1	-1.9	-10.7	-7.1
271	Pembuatan motor elektrik, penjana, transformer dan perkakasan pengagihan dan pengawalan elektrik	-1.6	1.3	3.2	2.4	0.8	-1.6	-3.5	-1.3	-0.2	1.3
	27101 Pembuatan motor elektrik, penjana dan transformer	0.7	1.0	-1.0	-2.1	1.3	0.7	-0.5	3.9	2.7	1.0
	27102 Pembuatan perkakasan pengagihan dan pengawalan elektrik	-3.2	1.6	6.6	5.9	0.5	-3.2	-5.7	-5.0	-2.4	1.6
272/ 27200	Pembuatan bateri dan akumulator	-0.2	-4.0	1.6	3.3	1.0	-0.2	1.8	1.2	-5.2	-4.0
273	Pembuatan pendawaian dan peranti pendawaian	-2.3	4.2	1.6	-3.2	-1.1	-2.3	-1.3	0.8	0.2	4.2
	27310 Pembuatan kabel gantian optikal	4.6	6.2	1.3	1.0	-6.2	4.6	2.0	5.0	3.9	6.2
	27320 Pembuatan wayar dan kabel elektronik dan elektrik lain	-3.9	4.4	3.2	-2.5	-0.2	-3.9	-2.1	0.2	-0.1	4.4
	27330 Pembuatan alatan pendawaian pembawa dan bukan pembawa arus untuk litar elektrik (tanpa mengira jenis bahan)	19.5	0.6	-17.8	-14.5	-9.5	19.5	7.7	6.7	2.6	0.6
274/ 27400	Pembuatan kelengkapan pencahayaan elektrik	7.6	4.6	-0.5	-6.2	-3.4	7.6	10.6	12.9	4.4	4.6
275/ 27500	Pembuatan perkakasan domestik	-0.5	-7.0	-1.2	1.2	0.4	-0.5	-0.8	-3.6	-7.5	-7.0
279/ 27900	Pembuatan kelengkapan elektrik lain	-1.4	2.7	1.9	-1.1	1.3	-1.4	-3.1	-1.8	-0.4	2.7
281 & 282	Pembuatan jentera kegunaan umum dan kegunaan khas	-2.4	1.4	3.8	2.3	-0.1	-2.4	-2.2	-2.3	0.2	1.4
	28120 Pembuatan alat-alat kuasa bendalir &	-15.9	-14.8	2.1	5.5	-2.2	-15.9	-24.7	-26.4	-20.6	-14.8
	28130 Pembuatan pam, pemampat, kepala paip dan injap lain										
	28180 Pembuatan alatan tangan yang menggunakan kuasa dilengkapkan dengan motor elektrik atau bukan motor elektrik atau pneumatik &	3.0	1.1	0.7	2.3	1.7	3.0	0.2	1.6	0.3	1.1
	28220 Pembuatan jentera pembentukan logam dan alatan mesin										
	28192 Pembuatan mesin penyaman udara, termasuk untuk kenderaan bermotor	-12.5	-1.8	9.4	6.7	-6.3	-12.5	-12.7	-12.4	-4.7	-1.8
	28290 Pembuatan lain-lain mesin bertujuan khas t.t.t.l. Industri lain	-9.4	3.4	-3.9	-1.2	-9.0	-9.4	-10.4	-12.0	1.7	3.4
		0.8	3.9	6.1	1.7	2.5	0.8	4.5	3.9	4.0	3.9
291 ( 29101 & 29102 )	Pembuatan kenderaan bermotor	1.3	-1.7	0.4	0.6	2.2	1.3	0.8	-0.7	-2.0	-1.7
292/ 29200	Pembuatan kerangka (coachwork) untuk kenderaan bermotor; pembuatan treler dan semi treler	18.8	4.6	13.5	10.2	21.7	18.8	10.8	7.4	6.4	4.6
293/ 29300	Pembuatan alat ganti dan aksesori untuk kenderaan bermotor	-1.7	0.4	1.9	0.8	-1.5	-1.7	-5.6	-0.5	0.3	0.4
301 ( 30110 & 30120 )	Pembinaan kapal dan bot	9.5	-1.4	7.2	8.4	10.0	9.5	6.7	3.7	-1.8	-1.4
302, 303, 304 & 309	Pembuatan lokomotif keretapi, rolling stock, kapal angkasa dan udara, jentera berkaitan, kenderaan tempur ketenteraan, dan kelengkapan pengangkutan t.t.t.l.	-1.5	3.1	-0.1	-1.1	-3.4	-1.5	-2.0	1.0	4.0	3.1
	30910 Pembuatan motosikal	10.0	7.3	4.6	3.3	9.2	10.0	5.4	9.6	6.5	7.3
	30920 Pembuatan basikal dan invalid carriages Industri lain	-54.4	8.1	-5.5	-14.2	-51.0	-54.4	-54.2	-47.0	-4.3	8.1
		1.9	-1.3	-2.6	-1.4	-2.0	1.9	3.3	4.1	2.7	-1.3
310	Pembuatan perabot	6.1	1.8	0.5	1.0	3.0	6.1	5.1	3.4	2.3	1.8
	31001 Pembuatan perabot kayu dan rotan Industri lain	6.2	2.3	-0.3	0.1	3.2	6.2	4.9	3.0	1.6	2.3
		5.7	0.2	3.1	3.9	2.6	5.7	6.0	4.9	4.6	0.2
321 ( 32110 & 32120 )	Pembuatan barang kemas, bijouterie dan artikel berkaitan	1.6	-15.0	14.5	10.2	4.1	1.6	-6.2	-6.1	-7.8	-15.0
322, 325 & 329	Pembuatan instrumen muzik, peralatan dan bekalan perubatan dan pergigian dan pembuatan lain t.t.t.l.	3.5	3.8	2.1	0.9	4.4	3.5	4.0	3.9	2.8	3.8
	32901 Pembuatan alat tulis Industri lain	-1.5	1.4	-1.2	-2.9	-0.2	-1.5	-1.0	-1.8	-0.7	1.4
		5.0	4.4	3.1	2.0	5.7	5.0	5.5	5.5	3.8	4.4
323/ 32300	Pembuatan barangan sukan	-22.6	-8.4	-1.1	-0.9	-18.6	-22.6	-9.1	-7.8	-7.9	-8.4
324/ 32400	Pembuatan permainan dan mainan	-4.8	-0.02	2.3	-0.8	-7.6	-4.8	-1.7	-0.5	-2.1	-0.02
331 & 332	Pembaikan pemasangan produk logam, jentera, kelengkapan dan pemasangan jentera perindustrian dan kelengkapan	3.6	0.2	1.7	1.3	4.2	3.6	1.9	0.4	0.2	0.2
	33150 Pembaikan dan penyelenggaraan kelengkapan pengangkutan kecuali motosikal dan basikal Industri lain	5.3	-0.4	9.2	8.9	10.6	5.3	3.8	1.9	0.1	-0.4
		3.3	0.3	0.3	-0.1	3.0	3.3	1.6	0.1	0.2	0.3
<b>Jumlah Pembuatan</b>		<b>1.7</b>	<b>1.0</b>	<b>2.8</b>	<b>2.1</b>	<b>2.4</b>	<b>1.7</b>	<b>0.5</b>	<b>1.0</b>	<b>0.8</b>	<b>1.0</b>

2024												2025		Group Description/Period
Jan.	Feb.	Mar.	Apr.	Mei	Jun	Jul.	Ogo.	Sep.	Okt.	Nov.	Dis.	Jan.	Feb.	
-5.7	-4.0	-2.1	0.7	-2.1	-1.9	-3.4	-10.4	-10.7	-10.7	-7.2	-7.1	-3.3		<b>Manufacture of optical instruments, photographic equipment, magnetic and optical media</b>
-2.0	-3.1	-3.5	-1.6	-0.2	-1.3	1.1	0.1	-0.2	2.3	0.8	1.3	1.0		<b>Manufacture of electric motors, generators, transformers and electricity distribution and control apparatus</b>
-1.6	-1.1	-0.5	2.8	3.8	3.9	3.6	3.6	2.7	2.6	1.1	1.0	1.3		Manufacture of electric motors, generators and transformers
-2.2	-4.6	-5.7	-4.7	-3.1	-5.0	-0.7	-2.6	-2.4	2.1	0.5	1.6	0.7		Manufacture of electricity distribution and control apparatus
-0.1	1.9	1.8	2.6	2.4	1.2	0.5	-0.6	-5.2	-6.0	-2.7	-4.0	-1.0		<b>Manufacture of batteries and accumulators</b>
0.1	-2.0	-1.3	-1.8	1.8	0.8	0.7	0.7	0.2	2.9	3.3	4.2	3.7		<b>Manufacture of wiring and wiring devices</b>
3.6	2.6	2.0	2.9	3.0	5.0	4.7	4.5	3.9	3.5	3.6	6.2	6.1		Manufacture of fibre optic cables
-0.8	-3.1	-2.1	-2.5	1.5	0.2	0.1	0.1	-0.1	2.9	3.6	4.4	3.8		Manufacture of other electronic and electric wires and cables
11.7	11.3	7.7	5.4	5.7	6.7	6.6	6.9	2.6	2.3	-0.7	0.6	-0.3		Manufacture of current-carrying and non current-carrying wiring devices for electrical circuits regardless of material
10.4	10.0	10.6	10.6	12.5	12.9	11.2	5.6	4.4	4.9	5.7	4.6	0.7		<b>Manufacture of electric lighting equipment</b>
-0.3	-1.6	-0.8	0.1	-3.3	-3.6	-3.8	-7.1	-7.5	-7.4	-7.7	-7.0	-6.1		<b>Manufacture of domestic appliances</b>
-2.2	-2.8	-3.1	-2.2	-1.6	-1.8	-3.3	-2.8	-0.4	0.6	2.7	2.7	2.7		<b>Manufacture of other electrical equipment</b>
-2.3	-2.1	-2.2	-2.4	-2.5	-2.3	0.4	0.1	0.2	0.6	0.8	1.4	1.0		<b>Manufacture of general-purpose and special-purpose machinery</b>
-24.1	-24.9	-24.7	-24.1	-23.7	-26.4	-25.1	-19.8	-20.6	-20.2	-20.4	-14.8	-10.1		Manufacture of fluid power equipment
														Manufacture of other pumps, compressors, taps and valves
														Manufacture of power-driven hand tools with self-contained electric or non-electric motor or pneumatic drives
4.4	5.7	0.2	0.3	0.5	1.6	2.4	2.1	0.3	1.2	2.2	1.1	1.0		Manufacture of metal-forming machinery and machine tools
-13.0	-14.0	-12.7	-10.0	-12.8	-12.4	-4.4	-4.9	-4.7	-3.5	-2.7	-1.8	-4.3		Manufacture of air-conditioning machines, including for motor vehicles
-10.1	-10.9	-10.4	-12.0	-11.9	-12.0	-12.1	-2.5	1.7	2.7	3.3	3.4	5.2		Manufacture of other special-purpose machinery
2.1	2.3	4.5	3.6	3.9	3.9	7.3	3.6	4.0	3.9	3.5	3.9	2.7		Other industry
1.8	3.8	0.8	1.0	-1.2	-0.7	-1.1	-0.7	-2.0	-0.3	-0.5	-1.7	-2.0		<b>Manufacture of motor vehicles</b>
16.2	10.3	10.8	10.1	10.2	7.4	7.1	7.1	6.4	3.5	4.6	4.6	6.1		<b>Manufacture of bodies (coachwork) for motor vehicles; manufacture of trailers and semi-trailers</b>
-1.1	-2.8	-5.6	0.9	-0.4	-0.5	-0.01	0.5	0.3	1.1	0.3	0.4	-0.7		<b>Manufacture of parts and accessories for motor vehicles</b>
7.3	6.9	6.7	6.6	4.6	3.7	0.8	-0.6	-1.8	-1.9	-3.7	-1.4	-1.1		<b>Building of ships and boats</b>
-2.0	-2.4	-2.0	-0.6	0.6	1.0	2.8	2.2	4.0	2.3	3.8	3.1	2.4		<b>Manufacture of railway locomotives, rolling stock, air and spacecraft, related machinery, military fighting vehicles and transport equipment n.e.c</b>
6.5	5.1	5.4	8.6	10.7	9.6	10.1	6.0	6.5	3.5	6.4	7.3	7.1		Manufacture of motorcycles
-53.9	-53.9	-54.2	-54.0	-50.4	-47.0	-37.5	-15.3	-4.3	3.6	8.0	8.1	7.6		Manufacture of bicycles and invalid carriages
2.8	3.0	3.3	3.5	3.3	4.1	3.6	1.4	2.7	1.0	1.0	-1.3	-2.2		Other industry
4.6	5.0	5.1	5.7	5.1	3.4	2.8	2.9	2.3	1.9	1.6	1.8	1.2		<b>Manufacture of furniture</b>
4.2	4.8	4.9	5.3	5.0	3.0	1.9	1.8	1.6	1.7	1.7	2.3	2.2		Manufacture of wooden and cane furniture
5.8	5.7	6.0	6.9	5.4	4.9	5.8	6.9	4.6	2.7	1.5	0.2	-1.9		Other industry
-4.8	-9.3	-6.2	-6.6	-5.9	-6.1	-6.4	-4.7	-7.8	-7.0	-7.8	-15.0	-15.8		<b>Manufacture of jewellery, bijouterie and related articles</b>
3.3	4.4	4.0	4.4	3.7	3.9	2.6	2.5	2.8	2.8	3.0	3.8	4.6		<b>Manufacture of musical instruments, medical and dental instruments and supplies and other manufacturing n.e.c.</b>
-3.8	-1.1	-1.0	-0.4	-3.9	-1.8	-1.5	-0.8	-0.7	-1.5	0.9	1.4	3.5		Manufacture of stationery
5.4	6.0	5.5	5.7	5.9	5.5	3.7	3.4	3.8	4.0	3.6	4.4	4.9		Other industry
-18.5	-15.1	-9.1	-6.7	-6.2	-7.8	-7.2	-7.9	-7.9	-8.0	-10.6	-8.4	-9.4		<b>Manufacture of sports goods</b>
-3.8	-3.1	-1.7	-1.8	-1.6	-0.5	9.8	-0.4	-2.1	-1.5	0.1	-0.02	0.7		<b>Manufacture of games and toys</b>
2.3	1.8	1.9	1.1	0.3	0.4	0.2	1.1	0.2	0.4	0.2	0.2	0.7		<b>Repair of fabricated metal products, machinery and equipment and installation of industrial machinery and equipment</b>
0.7	1.4	3.8	2.1	2.0	1.9	3.6	2.0	0.1	0.1	-0.3	-0.4	-0.8		Repair and maintenance of transport equipment except motorcycles and bicycles
2.6	1.9	1.6	0.9	0.0	0.1	-0.4	0.9	0.2	0.4	0.3	0.3	1.0		Other industry
1.3	0.6	0.5	1.0	0.9	1.0	1.3	1.0	0.8	0.9	1.0	1.0	0.9		<b>Total Manufacturing</b>

Kod Kumpulan Group code	Keterangan Kumpulan/Tempoh	2023				2024				2024	
		Q1	Q2	Q3	Q4	Q1	Q2	Q3	Q4	Jan.	Feb.
101	Pemprosesan dan pengawetan daging	1.8	3.3	3.9	-1.3	2.1	-2.8	5.1	-0.1	1.1	0.6
102	Pemprosesan dan pengawetan ikan, krustasea dan moluska	3.8	-0.3	0.5	-0.4	1.6	0.2	-1.4	-0.1	2.7	-0.4
	10201 Pengetinan ikan, krustasea dan moluska &	3.8	-1.0	-0.1	-0.5	1.1	0.3	-3.0	0.2	2.7	-0.9
	10202 Pemprosesan dan pengawetan ikan, krustasea dan moluska Industri lain	3.5	3.5	3.6	-0.2	4.1	-0.2	6.7	-1.6	2.7	2.1
103	Pemprosesan dan pengawetan buah-buahan dan sayur - sayuran	5.8	2.8	-3.3	-3.3	6.5	-3.6	-6.6	-2.0	3.7	2.0
	10303 Pengetinan nanas &	-8.3	-1.5	1.8	-0.02	2.4	-2.9	-3.4	-1.4	-4.1	10.0
	10304 Pembuatan jem, marmalad dan sajian jeli Industri lain	6.7	3.1	-3.6	-3.5	6.8	-3.6	-6.7	-2.0	4.2	1.6
104	Pembuatan minyak dan lemak daripada sayuran dan haiwan	1.4	0.3	4.4	0.4	-0.7	1.4	0.8	1.1	-0.1	-0.4
	10404 Pembuatan minyak sayuran mentah dan bertapis &	1.8	0.4	7.8	0.3	2.8	1.4	2.3	0.2	-1.2	3.7
	10406 Pembuatan sebatian lemak masakan	0.6	0.0	3.0	-0.1	1.4	-0.2	-0.1	-0.3	1.4	0.1
	10405 Pembuatan minyak kelapa Industri lain	1.4	0.3	4.3	0.5	-0.9	1.4	0.7	1.2	-0.1	-0.7
105	Pembuatan produk tenusu	0.3	-0.6	3.6	0.8	1.9	-1.0	1.5	-0.5	1.1	-0.6
	10502 Pembuatan susu pekat, tepung dan sejat Industri lain	0.04	-1.21	2.82	0.3	3.4	-2.2	0.7	-0.8	2.1	-0.9
		1.1	0.8	5.6	2.3	-1.7	2.2	3.3	0.1	-1.4	0.05
106	Pembuatan produk bijian, kanji dan produk berkanji	1.3	-0.7	2.2	0.3	-1.8	-1.1	5.5	-1.9	0.7	-2.3
	10611 Pengilangan beras	2.1	-2.2	1.7	0.2	0.7	-2.4	7.7	-3.4	1.7	0.5
	10613 Pengilangan tepung Industri lain	1.8	0.7	3.1	0.4	-4.4	0.3	4.8	-0.1	0.05	-5.5
		-6.1	0.2	0.5	-0.2	-2.2	-0.8	-3.2	-3.3	-2.0	-0.4
107	Pembuatan produk makanan lain	2.0	0.8	4.9	1.0	0.2	-0.1	3.2	-0.3	1.1	-0.4
	10711 Pembuatan biskut dan cookies	1.8	-1.0	1.6	0.4	-3.1	1.0	4.9	-1.6	0.4	-1.1
	10712 Pembuatan roti, kek dan produk bakeri lain	1.7	1.3	3.8	1.1	-0.6	2.4	3.2	-1.1	0.6	0.1
	10713 Pembuatan produk snek	0.1	1.2	2.7	4.5	-0.4	0.9	2.4	-0.6	1.7	-1.6
	10721 Pembuatan gula	0.9	1.3	5.3	-2.2	-0.4	0.0	-1.0	1.0	0.2	0.2
	10731 Pembuatan produk koko	-1.6	3.6	0.9	0.3	-2.8	-6.5	-1.0	1.0	0.3	-0.2
	10732 Pembuatan coklat dan produk coklat &	0.8	0.4	7.7	0.8	0.6	-1.4	1.2	0.6	1.5	-0.6
	10733 Pembuatan konfeksi gula	2.9	0.2	6.6	5.8	3.2	-3.1	11.3	0.9	2.4	-0.2
	10793 Pembuatan sos dan bahan perasa	2.3	4.4	14.7	-2.1	2.4	-1.6	3.8	-1.0	2.5	0.3
	10799 Pembuatan produk makanan lain t.t.t.l. Industri lain	2.9	-0.5	2.5	0.6	0.4	-0.3	0.5	0.5	0.7	-0.7
108/ 10800	Pembuatan makanan haiwan tersedia	0.2	-2.7	-6.1	-4.2	2.1	-1.1	-1.0	1.9	1.7	0.1
110	Pembuatan minuman ringan	2.4	0.6	-1.6	1.2	1.9	1.2	-2.2	1.7	1.4	0.02
	11041 Pembuatan minuman ringan	1.2	1.0	-2.2	1.0	1.6	1.8	-2.3	1.8	0.8	-0.2
	11042 Pengeluaran air mineral semulajadi dan minuman lain yang dibotolkan Industri lain	7.0	-0.6	-1.6	0.2	3.3	-0.2	-1.5	1.4	3.6	0.1
		0.03	0.9	2.4	4.6	1.1	1.0	-3.3	1.5	-0.1	1.1
120/ 12000	Pembuatan produk tembakau	17.5	-13.4	1.4	-0.9	5.7	-6.0	1.8	0.3	1.0	3.7
131	Pemintalan, penenunan dan penyiapan tekstil	1.7	-0.5	1.6	-1.6	2.0	1.9	1.1	-0.9	-0.4	-0.2
	13110 Penyediaan dan pemintalan gentian tekstil &	2.4	-0.7	3.2	-1.6	2.9	1.9	-3.1	0.3	-0.6	-0.2
	13120 Penenunan tekstil										
	13132 Pewarnaan, pelunturan, percetakan dan penyiapan akhir benang dan fabrik Industri lain	-1.9	0.3	-2.5	-0.5	-0.7	2.0	12.0	-3.6	-0.1	-0.3
		19.4	-3.5	4.0	-9.3	4.9	1.8	3.7	-1.9	1.3	0.0
139	Pembuatan tekstil lain	0.2	2.2	0.03	-0.5	-1.6	0.4	0.04	-0.5	1.4	-2.9
	13910 Pembuatan fabrik dikait dan dikrusye Industri lain	-3.0	0.7	-1.1	-1.1	-2.2	2.7	-1.2	-0.3	1.1	-3.6
		2.2	3.2	0.7	-0.2	-1.2	-0.9	0.8	-0.6	1.6	-2.4
141	Pembuatan pakaian, kecuali pakaian berbulu	0.7	0.2	-2.0	3.7	1.6	-0.9	-1.8	-0.3	0.9	0.2
	14102 Pembuatan pakaian Industri lain	0.6	-0.3	-2.3	4.7	2.2	-0.9	-2.4	-0.3	1.3	0.3
		1.0	1.6	-1.0	0.9	-0.2	-0.7	-0.1	-0.3	0.1	-0.03
142 & 143	Pembuatan artikel daripada kulit bulu dan pakaian yang dikait dan dikrusye	8.1	-0.2	2.5	-1.9	0.6	-0.3	1.0	-5.1	0.7	-0.2
151 (15110 & 15120)	Penyamakan dan pembersihan kulit, pembuatan bagasi, beg tangan, pelana dan abah-abah pembersihan dan pewarnaan bulu	3.2	-4.7	2.7	-1.6	-2.2	-1.8	5.0	-1.8	-0.6	-0.4
152	Pembuatan kasut	3.9	1.3	-0.9	0.8	2.0	1.0	0.1	1.8	1.6	1.2
	15201 Pembuatan kasut kulit &	0.3	-2.5	-0.2	1.6	0.3	-0.1	-1.2	1.6	2.9	-0.6
	15203 Pembuatan kasut getah Industri lain	8.4	5.8	-1.5	-0.03	3.8	2.1	1.5	2.0	0.1	3.4
161/ 16100	Pengilangan dan pengetaman kayu	0.5	-2.4	0.04	-0.8	-0.7	-0.4	1.0	0.8	-1.0	-1.2

2025											Group Description/Period
Mac	Apr.	Mei	Jun	Jul.	Ogo.	Sep.	Okt.	Nov.	Dis.	Jan.	
0.3	-0.5	0.3	-2.6	0.6	0.01	4.5	-0.2	-0.2	0.3	0.8	<b>Processing and preserving of meat</b>
-0.7	1.3	0.1	-1.2	-1.0	-1.6	1.2	-1.6	0.1	1.4	1.3	<b>Processing and preserving of fish, crustaceans and molluscs</b>
-0.7	1.4	0.2	-1.2	-1.4	-3.1	1.6	-1.0	-0.6	1.9	1.8	Canning of fish, crustaceans and molluscs
-0.7	0.8	-0.3	-0.8	1.2	5.6	-0.3	-4.1	3.5	-0.8	-0.8	Processing, curing and preserving of fish, crustacean and molluscs
0.7	-0.5	-2.3	-0.9	-2.2	-1.3	-3.2	-0.8	-1.0	-0.2	2.4	<b>Processing and preserving of fruits and vegetable</b>
-2.9	0.7	-4.1	0.6	-0.2	-2.0	-1.2	-1.3	0.2	-0.2	-4.4	Pineapple canning
0.9	-0.5	-2.2	-1.0	-2.3	-1.2	-3.3	-0.8	-1.1	-0.2	2.8	Manufacture of jams, marmalades and table jellies
-0.1	0.3	0.5	0.6	1.0	-0.1	-0.1	-0.05	0.7	0.5	-0.02	<b>Manufacture of vegetable and animal oils and fats</b>
0.3	1.9	-0.2	-0.4	0.04	2.7	-0.5	0.5	-0.3	0.02	2.7	Manufacture of crude and refined vegetable oil
-0.1	0.0	0.1	-0.3	0.3	-0.1	-0.2	0.1	-0.5	0.0	2.4	Manufacture of compound cooking fats
-0.1	0.2	0.5	0.7	1.1	-0.3	-0.1	-0.1	0.8	0.5	-0.3	Manufacture of coconut oil
1.5	0.1	0.8	-1.8	0.2	1.3	-0.1	-0.4	0.1	-0.3	-0.4	<b>Manufacture of dairy products</b>
2.3	-0.1	0.9	-3.0	0.2	1.0	-0.5	-0.7	0.1	-0.2	-0.8	Manufacture of condensed, powdered and evaporated milk
-0.4	0.8	0.4	1.0	0.3	2.0	1.1	0.4	0.1	-0.4	0.4	Other industry
-0.2	-0.6	-0.3	-0.2	-1.0	1.5	5.0	-0.4	-0.5	-1.0	1.5	<b>Manufacture of grain mill products, starches and starch products</b>
-1.4	-0.8	-0.3	-1.3	-0.5	2.1	6.0	-0.9	-1.7	-0.8	2.6	Rice milling
1.1	-0.3	-0.2	0.8	-1.8	1.6	4.9	0.4	0.9	-1.4	0.8	Flour milling
0.2	-1.5	-0.8	1.4	0.4	-2.9	-0.8	-2.5	-0.8	-0.1	-1.4	Other industry
-0.5	0.7	0.1	-0.9	1.3	1.2	0.7	0.3	-0.2	-0.4	0.7	<b>Manufacture of other food products</b>
-2.4	-0.1	1.2	0.02	3.0	0.9	0.9	-0.5	-0.3	-0.8	-1.2	Manufacture of biscuits and cookies
-1.4	3.2	0.1	-0.8	2.4	0.6	0.2	-0.4	-0.2	-0.5	0.4	Manufacture of bread, cakes and other bakery products
-0.5	-0.1	0.5	0.5	0.7	-0.2	2.0	0.4	0.3	-1.3	-0.1	Manufacture of snack products
-0.8	-0.2	0.3	-0.1	-0.3	-0.3	-0.3	-0.5	0.2	1.4	0.0	Manufacture of sugar
-2.9	-1.5	-4.4	-0.7	-0.4	-0.7	0.2	0.4	0.3	0.4	3.8	Manufacture of cocoa products
-0.3	-0.8	0.3	-0.9	1.1	-1.1	1.3	0.9	-0.3	-0.1	0.9	Manufacture of chocolate and chocolate products
1.1	0.2	-1.0	-2.3	1.3	9.5	0.3	1.0	0.03	-0.2	2.6	Manufacture of sugar confectionery
-0.4	-0.3	0.1	-1.5	1.9	-0.2	2.1	-0.2	-0.5	-0.3	1.9	Manufacture of sauces and condiments
0.4	0.2	0.4	-1.0	-0.2	0.7	0.1	1.2	-0.5	-0.2	0.4	Manufacture of other food products n.e.c.
0.2	0.1	0.1	-1.4	-0.2	0.8	-1.6	1.0	0.4	0.6	2.8	<b>Manufacture of prepared animal feeds</b>
0.5	0.9	0.1	0.3	-0.4	-2.0	0.2	0.8	-0.3	1.1	1.3	<b>Manufacture of beverages</b>
0.9	1.0	0.1	0.7	-0.3	-2.6	0.6	0.8	-0.2	1.3	0.2	Manufacture of soft drinks
-0.3	0.3	0.5	-1.0	-0.2	-1.4	0.2	0.8	-0.05	0.6	3.8	Production of natural mineral waters and other bottled waters
0.1	1.4	-0.9	0.4	-0.8	-0.4	-2.1	0.8	-0.9	1.7	2.5	Other industry
0.9	-5.7	-0.8	0.5	-0.5	-5.3	8.1	0.1	-0.8	1.0	0.8	<b>Manufacture of tobacco products</b>
2.7	0.9	2.1	-1.0	0.7	0.1	0.3	-1.1	0.2	-0.1	-0.2	<b>Spinning, weaving and finishing of textiles</b>
3.7	1.7	1.6	-1.4	-1.2	-1.1	-0.9	-0.4	0.5	0.2	-0.1	Preparation and spinning of textile fibres
-0.2	-1.2	2.9	0.3	6.4	2.4	2.8	-2.4	-0.4	-0.8	-0.4	Weaving of textiles
3.6	0.0	5.4	-3.3	-3.4	3.4	3.8	-1.9	0.0	0.0	-1.4	Dyeing, bleaching, printing and finishing of yarns and fabrics
-0.1	0.1	1.1	-0.8	-1.3	1.2	0.1	0.1	-0.5	-0.1	0.6	<b>Manufacture of other textiles</b>
0.3	0.3	3.2	-0.8	-1.1	1.2	-1.3	-0.3	-0.04	-0.02	-0.1	Manufacture of knitted and crocheted fabrics
-0.3	-0.03	-0.1	-0.7	-1.4	1.2	1.0	0.3	-0.7	-0.1	1.0	Other industry
0.4	-0.4	0.4	-0.9	-0.9	-2.2	1.3	-1.5	0.6	0.7	3.1	<b>Manufacture of wearing apparel, except fur</b>
0.7	-0.6	0.7	-1.0	-0.7	-3.1	1.4	-1.8	0.8	0.8	3.9	Manufacture of clothings
-0.3	0.2	-0.4	-0.5	-1.4	0.2	1.1	-0.7	-0.01	0.5	1.1	Other industry
0.1	2.5	-0.5	-2.2	-0.4	-1.3	2.7	-5.1	0.5	-0.5	0.5	<b>Manufacture of articles of fur, knitted and crocheted apparel</b>
-1.2	-0.3	-0.3	-1.2	0.6	1.3	2.9	-0.1	-0.5	-1.2	-0.03	<b>Tanning and dressing of leather; manufacture of luggage, handbags, saddlery and harness; dressing and dyeing of fur</b>
-0.8	-0.3	1.5	-0.1	-1.0	-0.5	1.5	1.2	0.8	-0.1	-0.1	<b>Manufacture of footwear</b>
-1.9	-1.2	1.2	-0.04	-1.7	0.5	-0.03	1.2	1.1	-0.7	-0.2	Manufacture of leather footwear
0.3	0.6	1.8	-0.3	-0.2	-1.5	3.2	1.1	0.4	0.4	0.1	Manufacture of rubber footwear
1.5	0.2	1.6	-2.1	-1.1	3.1	-0.9	0.4	0.4	-0.1	-0.4	Other industry
											<b>Sawmilling and planning of wood</b>

Jadual Table **1.5c** : Bilangan Pekerja Bergaji Sektor Pembuatan Mengikut Kumpulan: Perubahan Peratusan Bulanan/Suku Tahunan  
 : Number of Paid Employees of Manufacturing Sector by Group: Monthly/Quarterly Percentage Change

Kod Kumpulan Group code	Keterangan Kumpulan/Tempoh	2023				2024				2024	
		Q1	Q2	Q3	Q4	Q1	Q2	Q3	Q4	Jan.	Feb.
<b>162</b>	<b>Pembuatan produk daripada kayu, gabus, jerami dan bahan jalinan lain</b>	<b>-1.8</b>	<b>0.5</b>	<b>0.9</b>	<b>1.7</b>	<b>-2.9</b>	<b>2.9</b>	<b>-0.6</b>	<b>1.0</b>	<b>-0.8</b>	<b>0.1</b>
16211	Pembuatan kepingan venier dan papan lapis	-2.6	0.5	2.9	2.3	-4.5	3.8	2.2	1.4	-1.8	0.2
16212	Pembuatan papan partikel dan papan gentian	-1.2	3.4	8.4	-2.2	0.7	4.4	-1.1	-0.8	-0.6	2.3
16221	Pertukangan kayu untuk jurubina	-1.7	0.03	-9.3	-0.01	-0.2	-1.9	-7.0	-3.1	0.9	-0.5
	Industri lain	0.2	-0.9	-0.3	3.2	-2.0	3.2	-3.7	3.7	0.8	-0.9
<b>170</b>	<b>Pembuatan kertas dan produk kertas</b>	<b>1.1</b>	<b>-2.8</b>	<b>1.7</b>	<b>1.2</b>	<b>1.0</b>	<b>-3.0</b>	<b>1.4</b>	<b>1.3</b>	<b>0.3</b>	<b>0.8</b>
17010	Pembuatan pulpa, kertas dan kertas tebal	0.8	-9.2	1.3	5.3	2.8	-5.8	3.5	5.7	3.2	0.3
17020	Pembuatan kertas gelugur dan kertas tebal dan bekas daripada kertas dan kertas tebal	0.1	-2.2	0.3	0.4	-0.4	-2.8	1.3	0.1	-0.8	0.4
17091	Pembuatan sampul surat dan kad surat	5.7	-1.1	0.5	-0.8	-2.7	-2.3	0.2	2.3	0.3	0.0
17092	Pembuatan kertas kegunaan rumah dan pembersih peribadi	-0.9	-1.9	8.1	0.02	-0.1	-4.2	2.0	0.1	0.2	0.2
17093	Pembuatan kertas bergam atau pelekat yang berjalur atau bergulung dan label dan kertas dinding	4.8	-0.6	-4.2	0.2	5.0	-0.02	-4.0	0.2	0.4	4.3
	Industri lain	3.4	-0.4	4.5	2.1	1.8	-1.3	5.1	2.4	0.5	-0.1
<b>181 &amp; 182</b>	<b>Percetakan, aktiviti perkhidmatan berkaitan percetakan dan penerbitan semula media rakaman</b>	<b>0.3</b>	<b>-1.9</b>	<b>-0.04</b>	<b>3.4</b>	<b>-4.1</b>	<b>-0.5</b>	<b>1.5</b>	<b>4.1</b>	<b>-3.8</b>	<b>-0.02</b>
18110	Percetakan	0.3	-1.2	0.03	3.2	-4.4	-1.1	2.3	3.9	-4.2	-0.1
18120	Aktiviti perkhidmatan berkaitan percetakan &	0.1	-5.1	-0.4	4.4	-2.4	2.0	-2.4	4.8	-2.0	0.3
18200	Penerbitan semula media rakaman										
<b>192 (19201 &amp; 19202)</b>	<b>Pembuatan produk petroleum bertapis</b>	<b>3.8</b>	<b>-1.8</b>	<b>0.3</b>	<b>1.5</b>	<b>1.9</b>	<b>-2.6</b>	<b>-0.2</b>	<b>1.5</b>	<b>-1.2</b>	<b>1.5</b>
<b>201</b>	<b>Pembuatan kimia asas, baja dan sebatian nitrogen, plastik dan getah sintetik dalam bentuk primer</b>	<b>4.0</b>	<b>-2.0</b>	<b>-2.9</b>	<b>1.3</b>	<b>3.0</b>	<b>-0.3</b>	<b>0.4</b>	<b>2.1</b>	<b>1.1</b>	<b>0.7</b>
20111	Pembuatan gas perindustrian atau perubatan bukan organik dalam bentuk cecair atau mampat	8.8	-2.5	0.6	2.2	7.7	1.8	1.5	3.2	3.2	-0.2
20112 & 20113	Pembuatan kimia organik asas & Pembuatan sebatian bukan organik	2.7	-2.3	-3.3	1.1	2.2	-0.8	1.2	2.2	-0.05	1.1
20121 & 20129	Pembuatan baja & Pembuatan produk campuran nitrogen	9.2	-4.4	-9.5	-0.4	2.7	-0.9	-2.7	-0.6	2.3	-0.04
20131	Pembuatan plastik dalam bentuk primer	0.1	0.2	-0.4	2.1	1.9	-0.6	0.2	2.5	0.8	1.0
	Industri lain	5.3	-0.1	-0.2	1.5	3.5	0.0	1.6	3.9	2.2	0.4
<b>202 &amp; 203</b>	<b>Pembuatan produk kimia lain dan serat buatan manusia</b>	<b>1.3</b>	<b>-4.0</b>	<b>-0.8</b>	<b>0.9</b>	<b>0.9</b>	<b>-1.2</b>	<b>-3.6</b>	<b>1.0</b>	<b>-0.2</b>	<b>0.3</b>
20210	Pembuatan racun perosak dan produk agrokimia lain	5.8	-2.6	6.5	3.8	1.2	1.0	6.7	1.8	1.5	-0.6
20221	Pembuatan cat, varnis dan penyadur dan mastik	5.5	-3.2	-2.4	1.9	5.7	-4.2	-2.9	1.5	2.8	0.2
20222	Pembuatan dakwat cetak	5.4	0.3	-1.7	0.7	2.4	0.4	-6.4	-0.4	0.7	-0.2
20231 & 20232	Pembuatan sabun dan bahan pencuci, penyediaan membersihkan dan mengilap & Pembuatan pewangi dan penyediaan dandanan diri	-1.8	-8.2	1.0	1.4	-0.8	-0.6	-3.2	0.3	-2.8	1.4
20291 & 20292	Pembuatan plat fotografi, filem, sensitized paper dan other sensitized unexposed materials & Pembuatan dakwat menulis dan melukis	0.3	-0.8	-2.6	-1.0	-0.7	-1.3	-6.3	1.8	0.5	-0.6
20299	Pembuatan produk kimia lain t.t.t.l.										
	Industri lain	12.0	-3.9	-31.9	-7.5	5.5	-5.1	-12.0	0.0	0.0	2.5
<b>210</b>	<b>Pembuatan produk farmaseutikal, kimia perubatan dan botani</b>	<b>-1.6</b>	<b>3.8</b>	<b>4.9</b>	<b>-4.5</b>	<b>-2.3</b>	<b>2.7</b>	<b>4.7</b>	<b>-2.0</b>	<b>-2.4</b>	<b>-0.01</b>
21001	Pembuatan bahan aktif ubat-ubatan untuk digunakan oleh bidang farmakologi dalam pembuatan ubat-ubatan	-2.8	4.8	4.4	-4.9	-3.9	3.4	6.1	-1.4	-3.4	-0.1
	Industri lain	1.5	1.4	6.2	-3.6	1.5	1.0	1.6	-3.4	-0.02	0.3
<b>221</b>	<b>Pembuatan produk getah</b>	<b>-0.6</b>	<b>-5.4</b>	<b>2.9</b>	<b>-0.8</b>	<b>-1.7</b>	<b>-3.8</b>	<b>3.9</b>	<b>-0.6</b>	<b>-1.0</b>	<b>-0.2</b>
22111	Pembuatan tayar getah untuk kenderaan	1.8	4.6	-4.6	0.9	-0.4	-0.4	-2.2	-0.7	0.6	-0.7
22112	Pembuatan bunga tayar yang boleh ditukar ganti dan tayar celup	2.2	-2.6	6.5	5.6	0.1	-3.0	-0.4	-0.5	0.3	0.4
22191 & 22193	Pembuatan produk lain daripada getah asli atau sintetik, tidak divulkan, divulkan atau dikeraskan & Pengilangan semula getah dan prosesan susu getah	5.7	2.2	-3.0	-0.4	2.4	1.1	-7.3	-1.3	1.6	0.6
22192	Pembuatan sarung tangan getah	-3.9	-8.1	4.1	-1.0	-3.4	-5.4	7.6	-0.7	-3.0	0.1
22199	Pembuatan produk getah lain yang t.t.t.l.	1.5	-7.0	5.8	-1.4	-1.4	-4.8	6.3	-0.1	0.5	-1.2
<b>222</b>	<b>Pembuatan produk plastik</b>	<b>0.4</b>	<b>0.9</b>	<b>1.3</b>	<b>0.7</b>	<b>-0.3</b>	<b>1.4</b>	<b>0.8</b>	<b>0.3</b>	<b>0.3</b>	<b>-0.4</b>
22201 & 22202	Pembuatan produk plastik separa siap & Pembuatan produk plastik siap	-1.0	3.4	-0.1	-0.7	-1.3	2.4	0.9	-0.5	-0.2	0.3
22203	Pembuatan artikel plastik untuk pembungkusan barangan	0.8	0.8	3.8	0.3	-0.2	0.1	2.1	-0.01	0.5	-0.3
22204	Pembuatan barangan plastik jurubina	1.2	-0.2	0.5	-1.1	0.9	1.4	0.9	2.1	1.7	-0.8
22205	Pembuatan pinggan mangkuk, peralatan dapur dan barangan tandas daripada plastik	4.3	-1.0	-0.02	-2.5	3.4	-0.05	-2.4	0.1	2.7	-0.1
22209	Pembuatan pelbagai produk plastik t.t.t.l.	-0.2	-0.3	0.3	3.1	-0.7	2.3	0.2	1.2	-0.1	-1.1
<b>231 (23101 &amp; 23102 &amp; 23109)</b>	<b>Pembuatan kaca dan produk kaca</b>	<b>0.4</b>	<b>0.5</b>	<b>-0.1</b>	<b>-1.7</b>	<b>1.6</b>	<b>6.2</b>	<b>0.7</b>	<b>-3.3</b>	<b>0.3</b>	<b>0.7</b>

2025											Group Description/Period
Mac	Apr.	Mei	Jun	Jul.	Ogo.	Sep.	Okt.	Nov.	Dis.	Jan.	
-2.3	1.2	1.7	-0.01	0.5	-2.1	1.0	0.7	1.5	-1.1	-1.2	<b>Manufacture of products of wood, cork, straw and plaiting materials</b>
-3.0	0.6	2.3	0.8	1.3	-1.1	2.0	0.3	2.4	-1.3	-1.8	Manufacture of veneer sheets and plywood
-1.0	0.1	4.3	0.03	-1.0	-0.5	0.3	0.6	-1.2	-0.1	-0.6	Manufacture of particle board and fibreboard
-0.7	-0.3	-0.3	-1.3	-0.1	-6.7	-0.2	-0.6	0.01	-2.5	1.6	Manufacture of builders' carpentry
-1.9	4.7	0.1	-1.5	-0.8	-2.3	-0.7	2.5	1.1	0.05	-1.3	Other industry
<b>-0.1</b>	<b>-1.3</b>	<b>-1.7</b>	<b>-0.1</b>	<b>-0.4</b>	<b>0.5</b>	<b>1.3</b>	<b>1.5</b>	<b>-0.3</b>	<b>0.1</b>	<b>0.04</b>	<b>Manufacture of paper and paper products</b>
-0.6	-0.2	-5.4	-0.2	0.4	3.1	-0.05	2.3	-0.4	3.8	3.6	Manufacture of pulp, paper and paperboard
-0.01	-2.7	-0.2	0.04	-1.4	0.6	2.1	1.3	-0.3	-0.8	-0.5	Manufacture of corrugated paper and paperboard and of containers of paper and paperboard
-3.0	-1.7	0.2	-0.8	0.5	0.2	-0.5	0.6	1.7	0.0	0.3	Manufacture of envelopes and letter-card
-0.5	-0.3	-4.0	-0.02	-1.6	-0.2	3.9	1.4	-0.9	-0.4	-0.9	Manufacture of household and personal hygiene paper
0.3	0.2	-0.4	0.1	0.5	-3.6	-0.9	0.1	-1.0	1.2	-0.3	Manufacture of gummed or adhesive paper in strips or rolls and labels and wall paper
1.4	-1.3	0.7	-0.7	2.6	3.1	-0.6	2.8	1.6	-1.9	-1.5	Other industry
<b>-0.3</b>	<b>-0.7</b>	<b>0.2</b>	<b>0.02</b>	<b>0.05</b>	<b>1.9</b>	<b>-0.5</b>	<b>2.7</b>	<b>1.4</b>	<b>-0.1</b>	<b>-4.0</b>	<b>Printing, service activities related to printing and reproduction of recorded media</b>
-0.2	-1.0	-0.03	-0.1	-0.1	2.5	-0.1	2.5	1.7	-0.3	-4.1	Printing
-0.7	0.4	1.1	0.5	0.6	-0.8	-2.2	3.5	0.1	1.1	-3.6	Service activities related to printing
											Reproduction of recorded media
<b>1.7</b>	<b>-1.5</b>	<b>-1.1</b>	<b>-0.1</b>	<b>0.4</b>	<b>0.3</b>	<b>-0.9</b>	<b>1.4</b>	<b>0.4</b>	<b>-0.3</b>	<b>0.3</b>	<b>Manufacture of refined petroleum products</b>
<b>1.2</b>	<b>0.8</b>	<b>-0.8</b>	<b>-0.4</b>	<b>-0.1</b>	<b>1.1</b>	<b>-0.5</b>	<b>1.5</b>	<b>0.6</b>	<b>-0.01</b>	<b>0.3</b>	<b>Manufacture of basic chemicals, fertilizer and nitrogen compounds, plastics and synthetic rubber in primary forms</b>
4.6	0.2	1.4	0.2	0.4	0.2	0.9	0.5	2.8	-0.1	-0.1	Manufacture of liquefied or compressed inorganic industrial or medical gases
1.2	0.8	-1.0	-0.5	0.3	1.3	-0.4	2.0	-0.2	0.3	-0.5	Manufacture of basic organic chemicals
											Manufacture of inorganic compounds
											Manufacture of fertilizers
0.5	2.3	-3.1	-0.1	-0.2	0.3	-2.8	0.6	0.8	-2.1	1.1	Manufacture of associated nitrogen products
0.1	0.3	-0.2	-0.7	-1.4	1.8	-0.3	1.3	0.9	0.3	1.6	Manufacture of plastics in primary forms
0.8	0.3	-0.3	-0.1	0.4	1.4	-0.2	2.9	-0.4	1.3	-0.2	Other industry
<b>0.8</b>	<b>-1.0</b>	<b>0.2</b>	<b>-0.4</b>	<b>-1.5</b>	<b>-0.1</b>	<b>-2.0</b>	<b>0.6</b>	<b>0.1</b>	<b>0.2</b>	<b>-0.2</b>	<b>Manufacture of other chemical products and man-made fibres</b>
0.3	0.6	0.6	-0.2	-0.2	4.1	2.6	1.9	0.005	-0.1	-0.7	Manufacture of pesticides and other agrochemical products
2.6	-3.8	-0.4	-0.1	-1.1	-0.4	-1.5	0.02	0.5	1.0	-1.2	Manufacture of paints, varnishes and similar coatings ink and mastics
1.9	0.7	-0.4	0.2	-7.2	0.4	0.4	-0.1	-0.1	-0.2	0.8	Manufacture of printing ink
0.6	-0.6	0.8	-0.8	-0.7	0.6	-3.2	0.4	0.1	-0.2	0.7	Manufacture of soap and detergents, cleaning and polishing preparations
											Manufacture of perfumes and toilet preparations
											Manufacture of photographic plates, films, sensitized paper and other sensitized unexposed materials
-0.6	-0.8	-0.2	-0.4	-0.9	-2.2	-3.3	1.3	-0.1	0.5	-0.8	Manufacture of writing and drawing ink
											Manufacture of other chemical products n.e.c.
3.0	-2.1	-0.5	-2.5	-1.0	-5.6	-5.8	0.5	-1.3	0.8	0.5	Other industry
<b>0.1</b>	<b>4.3</b>	<b>-1.4</b>	<b>-0.2</b>	<b>1.8</b>	<b>3.0</b>	<b>-0.1</b>	<b>0.5</b>	<b>-2.5</b>	<b>0.01</b>	<b>-2.4</b>	<b>Manufacture of pharmaceuticals, medicinal chemical and botanical products</b>
-0.4	5.9	-2.5	0.1	1.8	4.3	-0.03	0.2	-1.6	0.0	-3.7	Manufacture of medicinal active substances to be used for their pharmacological properties in the manufacture of medicaments
1.2	0.9	0.9	-0.8	1.8	0.1	-0.3	1.2	-4.6	0.02	0.7	Other industry
<b>-0.4</b>	<b>-1.0</b>	<b>-0.4</b>	<b>-2.5</b>	<b>0.3</b>	<b>2.7</b>	<b>0.8</b>	<b>-0.1</b>	<b>-0.4</b>	<b>-0.1</b>	<b>-1.1</b>	<b>Manufacture of rubber products</b>
-0.4	1.5	-0.5	-1.3	-1.7	-0.7	0.1	-0.4	0.6	-0.9	-0.5	Manufacture of rubber tyres for vehicles
-0.6	-0.5	-0.2	-2.3	1.0	-1.9	0.4	1.8	-2.1	-0.2	1.2	Manufacture of interchangeable tyre treads and retreading rubber tyres
0.2	1.2	-0.4	0.4	-0.3	-5.7	-1.4	-0.6	-0.5	-0.2	-0.8	Manufacture of other products of natural or synthetic rubber, unvulcanized, vulcanized or hardened
											Rubber remilling and latex processing
-0.5	-2.8	-0.6	-2.1	0.3	5.9	1.4	-0.5	-0.1	-0.01	-2.4	Manufacture of rubber gloves
-0.6	0.4	0.05	-5.2	1.1	3.8	1.3	1.0	-0.9	-0.2	0.7	Manufacture of other rubber products n.e.c.
<b>-0.2</b>	<b>1.6</b>	<b>0.5</b>	<b>-0.7</b>	<b>2.2</b>	<b>-1.4</b>	<b>0.1</b>	<b>0.2</b>	<b>0.9</b>	<b>-0.8</b>	<b>0.1</b>	<b>Manufacture of plastics products</b>
											Manufacture of semi-manufactures of plastic products
-1.3	3.4	1.0	-1.9	0.1	0.6	0.3	-0.4	0.4	-0.6	0.3	Manufacture of finished plastic products
-0.3	1.0	-0.1	-0.8	0.1	0.4	1.6	0.8	-0.3	-0.5	-0.3	Manufacture of plastic articles for the packing of goods
0.0	1.2	0.5	-0.2	-1.0	0.1	1.8	0.8	1.1	0.2	-1.4	Manufacture of builders' plastics ware
0.8	-0.2	-0.1	0.2	0.3	-0.2	-2.5	0.3	-0.1	-0.1	-0.6	Manufacture of plastic tableware, kitchenware and toilet articles
0.5	1.4	0.8	0.1	6.2	-4.7	-0.9	0.02	2.7	-1.5	0.7	Manufacture of diverse plastic products n.e.c.
<b>0.7</b>	<b>1.0</b>	<b>4.3</b>	<b>0.8</b>	<b>-2.9</b>	<b>3.5</b>	<b>0.2</b>	<b>-1.5</b>	<b>-1.2</b>	<b>-0.7</b>	<b>-0.9</b>	<b>Manufacture of glass and glass products</b>

Kod Kumpulan Group code	Keterangan Kumpulan/Tempoh	2023				2024				2024	
		Q1	Q2	Q3	Q4	Q1	Q2	Q3	Q4	Jan.	Feb.
<b>239</b>	<b>Pembuatan pengeluaran galian bukan logam t.t.t.l.</b>	<b>-2.0</b>	<b>2.0</b>	<b>2.5</b>	<b>0.03</b>	<b>-4.3</b>	<b>0.5</b>	<b>2.6</b>	<b>0.3</b>	<b>-2.4</b>	<b>-1.7</b>
23911	Pembuatan mortar refraktori dan konkrit &	-6.9	0.1	-0.5	-0.9	-8.1	-2.8	0.1	5.0	-5.5	-1.9
23921	Pembuatan seramik bukan refraktori										
23930	Pembuatan produk porselin dan seramik lain	-15.6	2.0	0.3	-1.4	-2.3	-1.7	1.1	-4.6	-1.7	-1.7
23941	Pembuatan simen hidrolik	-2.1	-0.5	-0.5	4.1	-3.0	-0.6	4.1	0.8	0.9	-0.3
23951	Pembuatan konkrit dan mortar siap bancuh dan banchuan kering	-6.1	0.8	6.6	0.6	-5.4	1.9	3.3	1.1	0.2	-6.0
23952	Pembuatan konkrit pratuangan, simen atau artikel batu buatan yang digunakan dalam pembinaan;										
23953	& Pembuatan komponen struktur pasang siap untuk bangunan atau kejuruteraan awam dari simen, batu atau konkrit buatan	2.6	3.0	0.3	-1.9	-6.2	1.2	0.9	-0.6	-6.3	-0.4
23959	Pembuatan artikel konkrit, simen dan plaster lain t.t.t.l.										
23990	Pembuatan produk mineral bukan logam lain t.t.t.l. Industri lain	-1.5	3.2	6.9	3.4	-0.5	-0.7	11.4	-0.1	1.1	-0.2
		3.8	3.5	6.0	0.8	2.5	2.0	-0.2	-0.2	2.7	-0.03
<b>241</b> ( <b>24101 &amp; 24102 &amp; 24103 &amp; 24104 &amp; 24109</b> )	<b>Pembuatan besi dan keluli asas</b>	<b>-0.9</b>	<b>1.0</b>	<b>3.4</b>	<b>1.8</b>	<b>0.6</b>	<b>0.0</b>	<b>2.5</b>	<b>0.2</b>	<b>0.9</b>	<b>-1.3</b>
<b>242</b> ( <b>24201 &amp; 24202 &amp; 24209</b> )	<b>Pembuatan logam asas berharga dan logam bukan ferus lain</b>	<b>1.5</b>	<b>-3.0</b>	<b>-3.3</b>	<b>-1.1</b>	<b>0.2</b>	<b>-0.8</b>	<b>-2.4</b>	<b>-0.2</b>	<b>1.2</b>	<b>-0.7</b>
<b>243</b>	<b>Pengacuan logam</b>	<b>6.3</b>	<b>-4.4</b>	<b>2.1</b>	<b>-2.1</b>	<b>4.0</b>	<b>-4.3</b>	<b>2.9</b>	<b>0.2</b>	<b>2.6</b>	<b>2.0</b>
<b>251 &amp; 252</b>	<b>Pembuatan produk struktur logam, tangki, takungan, penjana wap, senjata dan peluru</b>	<b>0.7</b>	<b>-2.3</b>	<b>1.2</b>	<b>1.8</b>	<b>1.0</b>	<b>0.3</b>	<b>0.6</b>	<b>0.4</b>	<b>0.2</b>	<b>-0.4</b>
25113	Pembuatan pintu, tingkap dan bingkai, penutup tingkap dan pintu pagar daripada logam &	0.1	-2.8	4.9	2.5	0.7	0.3	2.2	1.7	-0.4	-0.4
25119	Pembuatan produk struktur logam lain										
25120	Pembuatan tangki, takungan dan kontena daripada logam Industri lain	0.8	-2.1	-6.5	-0.7	1.7	1.2	-5.1	-2.9	1.8	0.2
		3.3	0.04	-5.1	1.2	1.7	-0.9	-0.4	-2.4	1.2	-1.2
<b>259</b>	<b>Pembuatan lain-lain produk yang direka daripada logam; aktiviti perkhidmatan kerja logam</b>	<b>2.1</b>	<b>-2.1</b>	<b>4.2</b>	<b>1.2</b>	<b>1.4</b>	<b>-1.8</b>	<b>2.3</b>	<b>0.4</b>	<b>1.1</b>	<b>-0.1</b>
25910	Tempaan, tekanan, hentakan dan bentuk gelekkan logam; serbuk metalurgi	-2.1	-4.4	7.5	-0.9	-2.6	-1.6	8.1	-0.01	-0.1	-2.9
25920	Rawatan dan penyalutan logam; menggunakan mesin	7.4	-5.8	-10.8	0.1	5.4	-8.0	-11.4	-0.02	1.8	0.1
25991	Pembuatan tin untuk produk makanan dan minuman, tiub dan kotak boleh dilipat	1.9	-3.2	9.0	-1.3	3.9	-0.6	8.9	0.7	4.9	-1.8
25992	Pembuatan kabel, plaited bands (jalur/pita berpintal) dan artikel seumpamanya daripada logam &	0.7	0.01	4.1	3.3	1.9	-1.3	0.9	-1.5	2.3	0.1
25993	Pembuatan bolt, skru, nat dan produk uliran seumpamanya										
25994	Pembuatan barangan rumah daripada logam	6.5	-0.6	0.9	6.9	-1.5	-7.0	1.1	11.1	-0.4	0.1
25999	Pembuatan produk lain yang direka daripada logam t.t.t.l. Industri lain	1.5	-1.1	4.8	2.5	0.9	-0.4	4.0	1.4	0.4	0.3
		7.4	1.2	11.7	0.3	3.8	0.9	-0.2	-1.0	0.2	4.4
<b>261</b>	<b>Pembuatan komponen dan papan elektronik</b>	<b>0.7</b>	<b>2.8</b>	<b>-0.1</b>	<b>-1.4</b>	<b>-3.7</b>	<b>2.4</b>	<b>-0.6</b>	<b>-0.2</b>	<b>-1.4</b>	<b>-1.7</b>
26101	Pembuatan diod, transistor dan alatan semikonduktor yang seumpamanya &	-0.1	1.9	0.3	-1.1	-3.2	1.6	-0.4	0.2	-1.5	-1.4
26102	Pembuatan litar elektronik bersepadu dengan pemasangan mikro										
26103	Pembuatan kapasitor dan perintang elektrik &										
26104	Pembuatan papan litar bercetak &	1.9	3.7	-0.7	-1.8	-4.8	3.7	-0.6	-0.6	-1.6	-2.3
26105	Pembuatan komponen paparan										
26109	Pembuatan komponen lain untuk aplikasi elektronik	-0.1	5.3	-0.5	-1.5	-0.5	0.4	-1.9	-1.1	0.4	0.1
<b>262</b> ( <b>26201 &amp; 26202</b> )	<b>Pembuatan komputer dan kelengkapan peranti</b>	<b>-4.1</b>	<b>0.2</b>	<b>-0.3</b>	<b>1.1</b>	<b>0.7</b>	<b>2.0</b>	<b>1.8</b>	<b>2.3</b>	<b>-0.4</b>	<b>0.3</b>
<b>263/ 26300</b>	<b>Pembuatan peralatan komunikasi</b>	<b>-1.1</b>	<b>2.2</b>	<b>-1.7</b>	<b>1.0</b>	<b>-0.9</b>	<b>2.1</b>	<b>2.8</b>	<b>0.3</b>	<b>-0.8</b>	<b>-0.5</b>
<b>264/ 26400</b>	<b>Pembuatan peralatan elektronik pengguna</b>	<b>-2.8</b>	<b>0.6</b>	<b>9.8</b>	<b>-3.8</b>	<b>-1.8</b>	<b>0.7</b>	<b>4.9</b>	<b>0.8</b>	<b>-1.8</b>	<b>-0.3</b>
<b>265</b>	<b>Pembuatan kelengkapan mengukur, menguji, memandu arah dan kawalan; jam tangan dan jam</b>	<b>1.3</b>	<b>-0.01</b>	<b>-1.8</b>	<b>0.4</b>	<b>1.0</b>	<b>4.1</b>	<b>-1.1</b>	<b>0.8</b>	<b>0.4</b>	<b>0.4</b>
26511	Pembuatan kelengkapan mengukur, menguji, memandu arah & kawalan	1.2	1.6	-3.0	0.4	0.7	5.1	-2.2	1.4	0.5	0.4
26512	Pembuatan kelengkapan kawalan proses perindustrian										
26520	Pembuatan jam tangan dan jam dan bahagiannya	1.5	-5.6	2.9	0.3	2.1	0.8	2.8	-1.5	0.1	0.2
<b>266/ 26600</b>	<b>Pembuatan peralatan penyinaran, perubahan elektro dan elektroterapeutik</b>	<b>-0.5</b>	<b>0.5</b>	<b>-1.9</b>	<b>-1.2</b>	<b>-3.7</b>	<b>0.2</b>	<b>3.1</b>	<b>1.1</b>	<b>-3.4</b>	<b>-0.3</b>

2025											Group Description/Period
Mac	Apr.	Mei	Jun	Jul.	Ogo.	Sep.	Okt.	Nov.	Dis.	Jan.	
-0.2	0.7	-0.4	0.1	1.6	0.3	0.7	0.4	0.2	-0.3	0.4	<b>Manufacture of non-metallic mineral products</b>
											<i>Manufacture of refractory mortars and concretes</i>
-0.8	-0.6	-2.5	0.3	-0.8	-0.2	1.1	4.1	1.0	-0.2	-1.2	<i>Manufacture of non-refractory ceramic</i>
1.1	-1.3	-0.3	-0.1	2.4	2.6	-3.7	-1.7	-1.4	-1.5	-0.5	<i>Manufacture of other porcelain and ceramic products</i>
-3.6	0.03	-0.2	-0.5	4.9	-0.1	-0.6	0.7	-0.2	0.3	1.2	<i>Manufacture of hydraulic cement</i>
0.5	-0.04	1.1	0.8	1.9	0.0	1.4	0.8	0.2	0.1	2.1	<i>Manufacture of ready-mix and dry-mix concrete and mortars</i>
											<i>Manufacture of precast concrete, cement or artificial stone articles for use in construction</i>
0.6	1.9	-1.4	0.7	-0.1	0.1	0.9	0.01	-0.2	-0.4	0.3	<i>Manufacture of prefabricated structural components for building or civil engineering of cement, concrete or artificial stone</i>
-1.4	-0.3	2.4	-2.7	6.0	3.2	1.8	-0.9	0.8	-0.04	0.04	<i>Manufacture of other articles of concrete, cement and plaster n.e.c.</i>
-0.1	1.7	-0.6	0.9	1.4	-1.9	0.2	-0.2	1.4	-1.4	-0.5	<i>Manufacture of other non-metallic mineral products n.e.c.</i>
											<i>Other industry</i>
1.0	-0.2	-0.02	0.2	-0.4	0.8	2.2	-0.1	0.03	0.3	0.5	<b>Manufacture of basic iron and steel</b>
-0.3	-0.3	-0.2	-0.3	-0.9	-1.2	-0.4	-0.4	-0.2	0.4	0.6	<b>Manufacture of basic precious and other non-ferrous metals</b>
-0.6	-0.2	-0.7	-3.4	4.1	-1.8	0.6	1.3	-0.6	-0.4	3.0	<b>Casting of metals</b>
1.2	-0.2	-0.5	1.0	-0.02	1.1	-0.5	-0.3	-1.6	2.3	0.9	<b>Manufacture of structural metal products, tanks, reservoirs , steam generators , weapons and ammunition</b>
											<i>Manufacture of metal doors, windows and their frames, shutters and gates</i>
1.5	-0.02	-1.1	1.5	-0.1	3.9	-1.4	0.4	-2.1	3.5	0.5	<i>Manufacture of other structural metal products</i>
-0.4	0.2	1.0	-0.04	0.3	-9.7	4.8	-1.9	-0.3	-0.7	1.3	<i>Manufacture of tanks, reservoirs and containers of metal</i>
1.7	-1.6	0.9	-0.2	0.2	0.9	-1.5	-1.9	-0.4	-0.1	2.3	<i>Other industry</i>
0.4	-0.7	0.2	-1.3	0.5	2.2	-0.4	-0.5	-0.2	1.1	0.02	<b>Manufacture of other fabricated metal products; metal working service activities</b>
											<i>Forging, pressing, stamping and roll-forming of metal; powder metallurgy</i>
0.4	-0.2	0.2	-1.7	3.2	3.7	1.0	-0.7	-1.0	1.8	1.2	<i>Treatment and coating of metals; machining</i>
3.4	-4.5	-1.3	-2.4	-1.3	-9.5	-0.8	-1.4	0.1	1.2	-0.4	<i>Manufacture of tins and cans for food products, collapsible tubes and boxes</i>
0.9	-0.8	0.5	-0.3	1.4	9.1	-1.6	1.6	-1.1	0.3	1.0	<i>Manufacture of metal cable, plaited bands and similar articles</i>
-0.4	-0.3	0.1	-1.1	-1.8	3.7	-1.0	-1.1	0.05	-0.4	0.1	<i>Manufacture of bolts, screws, nuts and similar threaded products</i>
-1.2	-1.0	0.0	-6.1	-0.5	-0.3	1.9	1.5	9.5	-0.03	-0.7	<i>Manufacture of metal household articles</i>
0.3	0.5	0.6	-1.5	0.1	4.1	-0.2	-0.9	-0.5	2.9	-1.0	<i>Manufacture of any other fabricated metal products n.e.c.</i>
-0.7	-1.2	1.1	1.0	1.7	-0.3	-1.6	-0.1	-0.8	-0.1	-0.2	<i>Other industry</i>
-0.6	1.2	0.7	0.4	-3.3	-0.4	3.2	0.5	-0.2	-0.4	-1.9	<b>Manufacture of electronic components and boards</b>
-0.3	1.6	0.1	-0.1	-3.6	-1.3	4.6	0.4	-0.3	0.2	-2.5	<i>Manufacture of diodes, transistors and similar semiconductor devices</i>
											<i>Manufacture of electronic integrated circuits micro assemblies</i>
											<i>Manufacture of electrical capacitors and resistors</i>
-1.0	1.0	1.8	0.9	-3.4	1.0	1.9	0.7	-0.1	-1.2	-1.6	<i>Manufacture of printed circuit boards</i>
											<i>Manufacture of display components</i>
-0.9	-0.6	0.2	0.8	0.2	-1.5	-0.7	-0.2	-0.3	-0.6	1.2	<i>Manufacture of other components for electronic applications</i>
0.7	-0.3	1.3	1.0	-0.5	1.9	0.4	0.8	1.3	0.2	-0.9	<b>Manufacture of computers and peripheral equipment</b>
0.4	1.1	1.1	-0.1	-1.5	4.2	0.1	0.7	0.4	-0.7	0.6	<b>Manufacture of communication equipment</b>
0.3	-1.6	2.5	-0.1	0.4	-0.6	5.2	-0.7	5.2	-3.5	-1.5	<b>Manufacture of consumer electronics</b>
0.2	0.1	1.7	2.3	-2.6	-1.6	3.2	1.0	0.02	-0.3	-1.0	<b>Manufacture of measuring, testing, navigating and control equipment; watches and clocks</b>
											<i>Manufacture of measuring, testing, navigating and control equipment</i>
-0.2	0.5	1.9	2.6	-3.3	-1.8	3.0	1.6	0.02	-0.2	-0.6	<i>Manufacture of industrial process control equipment</i>
1.7	-1.2	0.9	1.0	-0.02	-1.0	3.9	-1.0	-0.01	-0.5	-2.3	<i>Manufacture of watches and clocks and parts</i>
0.02	-0.3	0.3	0.3	-4.5	4.4	3.4	0.6	0.2	0.2	-2.2	<b>Manufacture of irradiation, electromedical and electrotherapeutic equipment</b>

Kod Kumpulan Group code	Keterangan Kumpulan/Tempoh	2023				2024				2024	
		Q1	Q2	Q3	Q4	Q1	Q2	Q3	Q4	Jan.	Feb.
267 ( 26701 & 26702 ) & 268 (26800)	Pembuatan peralatan optikal, kelengkapan fotografi, media magnetik dan optikal	2.8	-2.1	6.5	-5.1	-1.0	-2.0	-3.0	-1.3	-4.0	0.7
271	Pembuatan motor elektrik, penjana, transformer dan perkakasan pengagihan dan pengawalan elektrik	0.3	-2.7	3.2	-2.2	-1.7	-0.5	4.3	-0.7	0.05	-1.7
	27101 Pembuatan motor elektrik, penjana dan transformer	1.7	-3.8	4.9	-1.9	0.5	0.6	3.6	-3.5	-0.1	-0.1
	27102 Pembuatan perkakasan pengagihan dan pengawalan elektrik	-0.8	-2.0	2.0	-2.4	-3.3	-1.3	4.8	1.5	0.1	-2.8
272/ 27200	Pembuatan bateri dan akumulator	-0.7	-0.4	4.1	-3.0	1.2	-0.9	-2.5	-1.8	0.1	1.3
273	Pembuatan pendawaian dan peranti pendawaian	0.9	-3.1	2.0	-2.0	1.9	-1.1	1.4	1.9	1.9	-0.2
	27310 Pembuatan kabel gentian optikal	2.5	2.8	-1.4	0.7	-0.04	5.8	-2.4	2.9	0.1	-0.5
	27320 Pembuatan wayar dan kabel elektronik dan elektrik lain	0.3	-3.7	1.8	-2.2	2.2	-1.6	1.5	2.2	2.1	-0.2
	27330 Pembuatan alatan pendawaian pembawa dan bukan pembawa arus untuk litar elektrik (tanpa mengira jenis bahan)	10.3	2.6	5.9	-0.3	-0.6	1.6	1.8	-2.2	0.8	-0.4
274/ 27400	Pembuatan kelengkapan pencahayaan elektrik	-0.9	-1.9	9.9	0.7	1.9	0.2	1.6	0.9	1.1	-2.6
275/ 27500	Pembuatan perkakasan domestik	5.1	0.9	-4.5	-1.7	4.7	-1.9	-8.5	-1.1	0.6	-1.1
279/ 27900	Pembuatan kelengkapan elektrik lain	0.7	-1.9	0.8	-1.0	-1.0	-0.6	2.2	2.1	0.3	-1.0
281 & 282	Pembuatan jentera kegunaan umum dan kegunaan khas	0.8	1.4	-3.0	-1.6	1.0	1.3	-0.5	-0.5	0.8	1.3
	28120 Pembuatan alat-alat kuasa bendalir &	4.9	0.8	-8.3	-13.2	-6.1	-1.4	-1.1	-6.9	-5.5	-0.1
	28130 Pembuatan pam, pemampat, kepala paip dan injap lain										
	28180 Pembuatan alatan tangan yang menggunakan kuasa dilengkapkan dengan motor elektrik atau bukan motor elektrik atau pneumatik &	3.6	2.1	-2.7	0.1	0.7	3.6	-4.0	0.9	1.9	3.0
	28220 Pembuatan jentera pembentukan logam dan alatan mesin										
	28192 Pembuatan mesin penyaman udara, termasuk untuk kenderaan bermotor	2.1	-3.9	-8.7	-2.4	1.9	-3.5	-0.7	0.6	2.2	0.1
	28290 Pembuatan lain-lain mesin bertujuan khas t.t.t.l. Industri lain	2.3	2.4	-13.3	-0.2	1.2	0.5	0.2	1.4	0.3	0.5
		-1.6	2.2	1.0	-0.7	2.0	1.6	1.2	-0.9	0.9	1.0
291 ( 29101 & 29102 )	Pembuatan kenderaan bermotor	-3.2	0.8	4.2	-0.4	-3.6	-0.6	2.8	-0.2	0.1	-0.3
292/ 29200	Pembuatan kerangka (coachwork) untuk kenderaan bermotor; pembuatan treler dan semi treler	3.2	0.5	13.2	1.2	-3.7	-2.6	12.2	-0.6	-1.9	-0.9
293/ 29300	Pembuatan alat ganti dan aksesori untuk kenderaan bermotor	1.4	-0.3	-2.8	0.1	-2.6	5.1	-2.1	0.3	1.0	-1.0
301 ( 30110 & 30120 )	Pembinaan kapal dan bot	1.9	1.3	4.7	1.3	-0.7	-1.5	-0.9	1.8	0.9	-0.1
302, 303, 304 & 309	Pembuatan lokomotif keretapi, rolling stock, kapal angkasa dan udara, jentera berkaitan, kenderaan tempur ketenteraan, dan kelengkapan pengangkutan t.t.t.l.	1.9	-2.3	-1.3	0.2	1.4	0.8	1.6	-0.7	1.0	-0.4
	30910 Pembuatan motosikal	6.2	-4.4	7.9	0.4	1.8	-0.6	4.9	1.1	-0.4	-0.4
	30920 Pembuatan basikal dan invalid carriages Industri lain	-6.5	-5.9	-42.6	-9.7	-5.9	8.9	3.5	2.0	-2.3	-2.0
		0.4	0.5	-0.2	1.2	1.8	1.2	-1.5	-2.7	2.5	-0.3
310	Pembuatan perabot	2.6	1.6	1.0	0.7	1.7	-0.1	-0.1	0.2	0.8	0.5
	31001 Pembuatan perabot kayu dan rotan Industri lain	2.4	2.0	1.7	0.0	1.1	0.2	0.3	0.7	0.0	0.4
		3.6	0.2	-1.2	3.0	3.9	-0.8	-1.5	-1.3	3.4	0.6
321 ( 32110 & 32120 )	Pembuatan barang kemas, bijouterie dan artikel berkaitan	9.5	-4.7	-3.8	1.2	1.1	-4.6	-5.5	-6.7	0.5	-2.6
322, 325 & 329	Pembuatan instrumen muzik, peralatan dan bekalan perubatan dan pergigian dan pembuatan lain t.t.t.l.	-0.2	-0.4	4.9	-0.8	0.3	-0.5	3.8	0.1	-0.5	0.9
	32901 Pembuatan alat tulis Industri lain	-2.1	-1.5	5.0	-2.7	-1.6	-2.3	6.2	-0.7	-1.9	0.6
		0.4	-0.04	4.9	-0.2	0.8	0.01	3.2	0.4	-0.1	1.0
323/ 32300	Pembuatan barangan sukan	-5.1	-0.1	-16.8	-1.9	11.5	1.3	-16.9	-2.4	2.3	0.3
324/ 32400	Pembuatan permainan dan mainan	-3.8	-1.0	0.5	-0.5	-0.7	0.2	-1.1	1.6	-1.3	0.7
331 & 332	Pembaikan pemasangan produk logam, jentera, kelengkapan dan pemasangan jentera perindustrian dan kelengkapan	3.0	0.02	0.1	0.5	1.3	-1.5	-0.1	0.5	1.4	-0.5
	33150 Pembaikan dan penyelenggaraan kelengkapan pengangkutan kecuali motosikal dan basikal Industri lain	5.7	0.8	-0.2	-0.9	4.2	-1.1	-2.0	-1.4	3.0	0.5
		2.5	-0.1	0.1	0.8	0.8	-1.6	0.3	0.9	1.1	-0.7
<b>Jumlah Pembuatan</b>		<b>0.7</b>	<b>-0.2</b>	<b>1.2</b>	<b>0.1</b>	<b>-0.5</b>	<b>0.3</b>	<b>0.9</b>	<b>0.3</b>	<b>-0.1</b>	<b>-0.3</b>

2025											Group Description/Period
Mac	Apr.	Mei	Jun	Jul.	Ogo.	Sep.	Okt.	Nov.	Dis.	Jan.	
2.4	1.3	-2.3	-0.9	-2.4	-1.4	0.9	-0.8	-0.2	-0.3	-0.1	<b>Manufacture of optical instruments, photographic equipment, magnetic and optical media</b>
-0.1	-0.3	0.7	-0.8	3.9	0.7	-0.3	1.9	-2.4	-0.2	-0.3	<b>Manufacture of electric motors, generators, transformers and electricity distribution and control apparatus</b>
0.7	0.3	0.8	-0.5	0.8	2.9	-0.2	-0.7	-2.5	-0.4	0.3	Manufacture of electric motors, generators and transformers
-0.7	-0.7	0.5	-1.1	6.4	-1.0	-0.5	4.0	-2.3	0.0	-0.7	Manufacture of electricity distribution and control apparatus
-0.2	-0.2	0.4	-1.1	-1.3	0.5	-1.7	-0.2	-0.4	-1.2	3.2	<b>Manufacture of batteries and accumulators</b>
0.2	0.02	0.0	-1.1	-0.9	2.0	0.3	2.2	-0.1	-0.2	1.4	<b>Manufacture of wiring and wiring devices</b>
0.4	2.1	1.4	2.1	-1.9	-0.8	0.2	2.3	0.5	0.1	0.01	Manufacture of fibre optic cables
0.3	-0.1	-0.1	-1.4	-0.6	1.8	0.4	2.4	0.1	-0.3	1.6	Manufacture of other electronic and electric wires and cables
-1.1	0.7	0.0	0.9	-4.2	6.7	-0.4	0.0	-3.7	1.5	0.0	Manufacture of current-carrying and non current-carrying wiring devices for electrical circuits regardless of material
3.5	-2.6	1.0	1.9	2.1	-0.6	0.1	1.0	0.1	-0.2	-2.7	<b>Manufacture of electric lighting equipment</b>
5.2	-0.6	-0.1	-1.2	-2.1	-1.8	-4.7	-0.3	-0.8	-0.03	1.6	<b>Manufacture of domestic appliances</b>
-0.4	-0.3	0.1	-0.4	-0.6	2.6	0.2	0.4	1.2	0.5	0.3	<b>Manufacture of other electrical equipment</b>
-1.0	0.1	-0.7	1.9	0.2	-0.2	-0.4	0.2	0.3	-1.0	0.4	<b>Manufacture of general-purpose and special-purpose machinery</b>
-0.6	0.3	0.4	-2.0	0.6	0.1	-1.8	1.3	-0.9	-7.3	-0.3	Manufacture of fluid power equipment
-4.0	0.4	-0.5	3.8	-1.0	-1.6	-1.5	0.8	1.2	-1.1	1.8	Manufacture of other pumps, compressors, taps and valves
-0.3	2.4	-5.7	-0.1	-1.3	-1.0	1.6	0.3	-0.1	0.3	-0.3	Manufacture of power-driven hand tools with self-contained electric or non-electric motor or pneumatic drives
0.5	-0.6	0.7	0.4	0.4	-1.7	1.6	1.0	0.3	0.1	2.1	Manufacture of metal-forming machinery and machine tools
-0.03	-0.4	-0.1	2.1	0.9	0.7	-0.5	-0.4	0.1	-0.5	-0.3	Manufacture of air-conditioning machines, including for motor vehicles
-3.5	0.1	-0.9	0.2	1.9	1.9	-1.0	2.2	-0.2	-2.2	-0.2	Manufacture of other special-purpose machinery
-1.0	-0.4	0.1	-2.4	1.3	11.1	-0.2	-2.2	0.5	1.1	-0.5	Other industry
-2.6	6.7	-0.9	-0.6	0.6	-2.4	-0.3	0.9	-1.1	0.5	-0.1	<b>Manufacture of motor vehicles</b>
-1.5	-1.2	-0.3	-0.01	-0.6	-0.5	0.2	-0.8	-0.3	2.9	1.3	<b>Manufacture of bodies (coachwork) for motor vehicles; manufacture of trailers and semi-trailers</b>
0.8	0.1	0.8	-0.2	2.8	-2.8	1.7	-1.3	1.1	-0.5	0.3	<b>Manufacture of parts and accessories for motor vehicles</b>
2.6	0.2	-0.6	-0.1	7.1	-5.7	3.8	-1.5	2.4	0.2	-0.6	<b>Building of ships and boats</b>
-1.7	0.1	5.0	3.6	1.8	1.4	0.3	1.2	1.1	-0.3	-2.7	<b>Manufacture of railway locomotives, rolling stock, air and spacecraft, related machinery, military fighting vehicles and transport equipment n.e.c</b>
-0.4	0.1	1.7	-0.7	-0.8	-0.6	-0.01	-1.4	-0.1	-1.2	1.6	Manufacture of motorcycles
0.4	2.0	-0.2	-1.8	-1.0	0.9	-0.02	1.0	-1.0	0.3	0.2	Manufacture of bicycles and invalid carriages
0.6	2.4	-0.1	-2.2	-1.3	1.8	-0.1	1.2	-1.0	0.5	-0.1	Other industry
-0.1	0.5	-0.8	-0.4	0.2	-1.8	0.2	0.5	-1.1	-0.7	1.2	<b>Manufacture of furniture</b>
3.2	-1.9	1.2	-3.9	-4.6	0.3	-1.2	1.2	0.0	-7.9	-0.4	Manufacture of wooden and cane furniture
-0.1	-0.8	0.01	0.3	3.4	0.03	0.4	0.2	0.1	-0.2	0.3	Other industry
-0.3	0.5	-3.2	0.4	1.5	4.1	0.6	-1.0	0.1	0.2	0.1	<b>Manufacture of musical instruments, medical and dental instruments and supplies and other manufacturing n.e.c.</b>
-0.01	-1.2	0.9	0.3	3.9	-1.0	0.3	0.6	0.1	-0.3	0.3	Manufacture of stationery
8.7	2.2	0.7	-1.6	0.5	-16.5	-1.1	-1.3	-0.6	-0.6	1.2	Other industry
-0.1	-0.6	0.6	0.2	0.4	-0.2	-1.4	2.0	0.2	-0.6	-0.6	<b>Manufacture of sports goods</b>
0.4	-0.6	0.1	-0.9	1.1	0.8	-1.9	0.7	-0.7	0.6	1.9	<b>Manufacture of games and toys</b>
0.6	0.4	-2.0	0.6	0.7	0.2	-2.9	-2.0	0.4	0.1	2.6	<b>Repair of fabricated metal products, machinery and equipment and installation of industrial machinery and equipment</b>
0.4	-0.8	0.5	-1.3	1.2	0.9	-1.8	1.2	-0.9	0.6	1.8	Repair and maintenance of transport equipment except motorcycles and bicycles
-0.1	0.4	0.2	-0.3	-0.01	0.4	0.5	0.4	0.1	-0.1	-0.2	Other industry
											<b>Total Manufacturing</b>

Jadual **1.6a** : Gaji dan Upah yang Dibayar Sektor Pembuatan Mengikut Kumpulan  
 Table : *Salaries and Wages Paid of Manufacturing Sector by Group*

Kod Kumpulan Group code	Keterangan Kumpulan/Tempoh	2023				2024					
		2023	2024	Q1	Q2	Q3	Q4	Q1	Q2	Q3	Q4
101	Pemprosesan dan pengawetan daging	426	427	103	106	106	111	103	104	108	113
102	Pemprosesan dan pengawetan ikan, krustasea dan moluska	476	478	118	117	120	120	118	116	122	122
	10201 Pengetinan ikan, krustasea dan moluska										
	& 10202 Pemprosesan dan pengawetan ikan, krustasea dan moluska	385	376	96	96	97	96	93	92	96	96
	Industri lain	91	102	22	22	23	24	25	24	27	26
103	Pemprosesan dan pengawetan buah-buahan dan sayur - sayuran	224	215	55	59	56	55	56	55	53	50
	10303 Pengetinan nanas										
	& 10304 Pembuatan jem, marmalad dan sajian jeli	15	15	4	4	4	4	4	4	4	4
	Industri lain	208	201	51	55	52	51	53	52	50	47
104	Pembuatan minyak dan lemak daripada sayuran dan haiwan	3,192	3,413	782	784	793	832	827	852	850	884
	10404 Pembuatan minyak sayuran mentah dan bertapis										
	& 10406 Pembuatan sebatian lemak masakan	218	224	55	56	53	54	54	54	57	59
	10405 Pembuatan minyak kelapa	115	121	26	27	31	30	30	30	31	30
	Industri lain	2,859	3,067	701	701	710	748	742	768	762	795
105	Pembuatan produk tenusu	922	1,003	225	232	225	240	247	247	247	262
	10502 Pembuatan susu pekat, tepung dan sejat	814	891	199	206	197	212	220	218	220	233
	Industri lain	107	112	25	26	27	28	27	29	28	28
106	Pembuatan produk bijian, kanji dan produk berkanji	384	350	96	98	96	94	90	86	86	88
	10611 Pengilangan beras	186	172	48	47	46	44	45	43	43	42
	10613 Pengilangan tepung	173	153	41	45	43	44	39	36	38	40
	Industri lain	25	24	7	6	6	6	6	6	6	6
107	Pembuatan produk makanan lain	4,498	4,620	1,094	1,082	1,132	1,189	1,155	1,124	1,149	1,192
	10711 Pembuatan biskut dan cookies	429	454	101	103	111	114	107	109	118	120
	10712 Pembuatan roti, kek dan produk bakeri lain	995	1,029	239	243	253	259	249	253	260	268
	10713 Pembuatan produk snek	250	285	62	59	62	67	69	70	71	73
	10721 Pembuatan gula	71	78	17	17	18	19	19	19	18	22
	10731 Pembuatan produk koko	97	96	23	24	25	25	23	25	25	24
	10732 Pembuatan coklat dan produk coklat										
	& 10733 Pembuatan konfeksi gula	405	395	101	92	100	112	104	94	93	104
	10793 Pembuatan sos dan bahan perasa	429	518	100	102	107	119	130	121	129	139
	10799 Pembuatan produk makanan lain t.t.t.l.	564	534	135	134	143	152	139	130	128	137
	Industri lain	1,258	1,230	316	307	312	323	315	304	307	305
108/ 10800	Pembuatan makanan haiwan tersedia	1,141	1,137	281	277	282	301	279	271	285	303
110	Pembuatan minuman ringan	573	615	141	139	139	154	151	149	149	166
	11041 Pembuatan minuman ringan	408	436	101	100	98	109	105	105	105	121
	11042 Pengeluaran air mineral semulajadi dan minuman lain yang dibotolkan	128	132	32	31	32	34	34	32	33	33
	Industri lain	36	47	9	8	9	11	12	12	11	12
120/ 12000	Pembuatan produk tembakau	66	66	18	16	15	18	17	15	16	18
131	Pemintalan, penenunan dan penyiapan tekstil	345	355	84	85	88	89	85	89	90	92
	13110 Penyediaan dan pemintalan gentian tekstil										
	& 13120 Penenunan tekstil	238	248	56	58	62	62	59	62	63	64
	13132 Pewarnaan, pelunturan, percetakan dan penyiapan akhir benang dan fabrik	98	98	25	24	24	25	24	24	24	26
	Industri lain	9	8	2	2	2	2	2	2	2	2
139	Pembuatan tekstil lain	361	365	88	91	90	92	91	91	91	92
	13910 Pembuatan fabrik dikait dan dikrusye	100	96	24	26	25	26	24	25	24	23
	Industri lain	261	268	65	65	65	66	67	66	67	68
141	Pembuatan pakaian, kecuali pakaian berbulu	939	948	238	230	225	246	245	233	227	243
	14102 Pembuatan pakaian	636	670	162	154	151	169	174	163	159	175
	Industri lain	303	278	76	76	74	77	71	71	68	69
142 & 143	Pembuatan artikel daripada kulit bulu dan pakaian yang dikait dan dikrusye	25	26	6	6	6	6	6	6	6	6
151 (15110 & 15120)	Penyamakan dan pembersihan kulit, pembuatan bagasi, beg tangan, pelana dan abah-abah pembersihan dan pewarnaan bulu	129	136	32	32	32	33	32	34	34	36
152	Pembuatan kasut	214	218	54	53	52	55	56	53	53	57
	15201 Pembuatan kasut kulit										
	& 15203 Pembuatan kasut getah	149	141	39	37	36	37	36	35	34	36
	Industri lain	65	77	15	15	16	18	20	18	19	21
161/ 16100	Pengilangan dan pengetaman kayu	526	562	134	127	131	134	136	136	143	148

2024												2025												Group Description/Period
Jan.	Feb.	Mac	Apr.	Mei	Jun	Jul.	Ogo.	Sep.	Okt.	Nov.	Dis.	Jan.	Feb.	Mac	Apr.	Mei	Jun	Jul.	Ogo.	Sep.	Okt.	Nov.	Dis.	
36	34	34	34	35	35	35	35	37	37	37	38	40	<b>Processing and preserving of meat</b>											
40	39	39	38	39	39	40	41	42	41	40	41	41	<b>Processing and preserving of fish, crustaceans and molluscs</b>											
31	31	30	30	31	31	31	32	33	32	32	32	32	Canning of fish, crustaceans and molluscs											
8	8	8	8	8	8	9	9	9	9	9	9	9	Processing, curing and preserving of fish, crustacean and molluscs											
19	18	19	19	18	18	19	17	17	17	17	17	17	<b>Processing and preserving of fruits and vegetable</b>											
1	1	1	1	1	1	1	1	1	1	1	1	1	Pineapple canning											
18	17	18	18	17	17	18	16	16	16	16	15	16	Manufacture of jams, marmalades and table jellies											
278	279	270	283	287	282	289	278	283	285	283	316	296	<b>Manufacture of vegetable and animal oils and fats</b>											
18	18	18	18	18	18	19	19	19	20	19	20	22	Manufacture of crude and refined vegetable oil											
10	10	10	10	10	10	10	10	10	10	10	10	11	Manufacture of compound cooking fats											
250	251	241	254	259	254	261	248	254	255	253	287	263	Manufacture of coconut oil											
90	76	81	84	83	80	86	80	82	83	84	95	98	<b>Manufacture of dairy products</b>											
81	67	72	75	73	71	77	70	73	73	75	85	87	Manufacture of condensed, powdered and evaporated milk											
9	9	9	9	10	10	9	10	9	9	9	10	11	Other industry											
33	28	29	29	29	28	29	28	29	28	28	32	32	<b>Manufacture of grain mill products, starches and starch products</b>											
15	15	15	14	14	14	14	14	14	14	14	14	15	Rice milling											
15	12	12	12	12	12	12	12	13	12	12	16	16	Flour milling											
2	2	2	2	2	2	2	2	2	2	2	2	2	Other industry											
394	382	379	375	375	374	373	382	394	388	394	409	393	<b>Manufacture of other food products</b>											
37	35	35	36	37	36	39	39	40	40	40	40	38	Manufacture of biscuits and cookies											
84	85	80	85	84	84	82	87	90	85	91	92	87	Manufacture of bread, cakes and other bakery products											
23	23	23	23	23	24	24	24	24	24	24	25	25	Manufacture of snack products											
6	7	6	6	6	6	6	6	6	7	7	8	6	Manufacture of sugar											
8	7	7	9	8	8	8	8	9	8	8	8	9	Manufacture of cocoa products											
36	34	34	32	31	31	31	30	32	33	34	37	35	Manufacture of chocolate and chocolate products											
41	42	47	42	40	40	40	43	46	44	45	50	43	Manufacture of sugar confectionery											
51	43	44	43	43	43	41	42	45	44	46	47	46	Manufacture of sauces and condiments											
108	105	102	100	102	101	102	102	102	102	100	103	104	Manufacture of other food products n.e.c.											
100	91	88	89	90	92	91	98	96	98	97	107	96	<b>Manufacture of prepared animal feeds</b>											
51	50	50	51	49	49	49	49	51	52	55	59	56	<b>Manufacture of beverages</b>											
36	35	35	36	34	35	35	34	37	37	40	44	39	Manufacture of soft drinks											
12	11	11	11	10	10	10	11	11	11	11	11	12	Production of natural mineral waters and other bottled waters											
4	4	4	4	4	4	4	4	4	4	4	4	4	Other industry											
6	6	6	5	5	5	5	5	5	6	5	7	6	<b>Manufacture of tobacco products</b>											
30	28	28	29	30	30	30	30	30	30	30	31	31	<b>Spinning, weaving and finishing of textiles</b>											
21	19	19	20	21	21	21	21	21	21	21	22	22	Preparation and spinning of textile fibres											
8	8	8	8	8	8	8	8	8	8	9	9	8	Weaving of textiles											
1	1	1	1	1	1	1	1	1	1	1	1	1	Dyeing, bleaching, printing and finishing of yarns and fabrics											
31	30	31	30	31	30	30	30	31	30	31	31	31	Other industry											
8	8	8	8	8	8	8	8	8	8	8	8	7	<b>Manufacture of other textiles</b>											
23	22	23	22	22	22	22	22	23	23	23	23	23	Manufacture of knitted and crocheted fabrics											
85	80	80	80	79	75	76	74	77	76	80	87	84	Other industry											
61	56	57	56	55	52	53	52	54	53	57	64	63	<b>Manufacture of wearing apparel, except fur apparel</b>											
25	23	23	24	24	23	22	22	23	23	23	23	21	Manufacture of clothings											
2	2	2	2	2	2	2	2	2	2	2	2	2	Other industry											
2	2	2	2	2	2	2	2	2	2	2	2	2	<b>Manufacture of articles of fur, knitted and crocheted apparel</b>											
11	10	11	11	11	11	11	11	12	12	12	12	12	<b>Tanning and dressing of leather; manufacture of luggage, handbags, saddlery and harness; dressing and dyeing of fur</b>											
19	19	18	18	18	17	17	17	18	19	19	19	19	<b>Manufacture of footwear</b>											
12	12	12	12	12	12	11	11	12	12	12	12	12	Manufacture of leather footwear											
7	6	6	6	6	6	6	6	7	7	7	7	7	Manufacture of rubber footwear											
44	46	46	46	45	45	48	47	48	49	49	49	47	Other industry											
44	46	46	46	45	45	48	47	48	49	49	49	47	<b>Sawmilling and planing of wood</b>											

Jadual **1.6a** : Gaji dan Upah yang Dibayar Sektor Pembuatan Mengikut Kumpulan  
 Table : *Salaries and Wages Paid of Manufacturing Sector by Group*

Kod Kumpulan Group code	Keterangan Kumpulan/Tempoh			2023				2024			
		2023	2024	Q1	Q2	Q3	Q4	Q1	Q2	Q3	Q4
<b>162</b>	<b>Pembuatan produk daripada kayu, gabus, jerami dan bahan jalinan lain</b>	<b>2,184</b>	<b>2,233</b>	<b>544</b>	<b>535</b>	<b>546</b>	<b>559</b>	<b>558</b>	<b>553</b>	<b>559</b>	<b>563</b>
16211	Pembuatan kepingan venier dan papan lapis	1,042	1,086	255	251	265	271	265	268	279	273
16212	Pembuatan papan partikel dan papan gentian	323	309	82	77	80	84	87	76	71	75
16221	Pertukangan kayu untuk jurubina	478	476	122	122	119	115	114	117	121	124
	Industri lain	341	362	85	84	82	90	92	92	87	90
<b>170</b>	<b>Pembuatan kertas dan produk kertas</b>	<b>2,148</b>	<b>2,162</b>	<b>548</b>	<b>523</b>	<b>527</b>	<b>550</b>	<b>554</b>	<b>526</b>	<b>529</b>	<b>553</b>
17010	Pembuatan pulpa, kertas dan kertas tebal	241	235	67	55	57	62	64	58	54	59
17020	Pembuatan kertas gelugur dan kertas tebal dan bekas daripada kertas dan kertas tebal	916	922	226	225	231	235	236	226	228	232
17091	Pembuatan sampul surat dan kad surat	53	57	13	13	13	14	14	13	15	15
17092	Pembuatan kertas kegunaan rumah dan pembersih peribadi	396	415	108	97	92	100	109	99	100	106
17093	Pembuatan kertas bergam atau pelekat yang berjalur atau bergulung dan label dan kertas dinding	248	231	63	62	61	61	57	55	58	60
	Industri lain	293	302	70	71	73	78	75	74	73	80
<b>181 &amp; 182</b>	<b>Percetakan, aktiviti perkhidmatan berkaitan percetakan dan penerbitan semula media rakaman</b>	<b>2,382</b>	<b>2,497</b>	<b>594</b>	<b>600</b>	<b>584</b>	<b>605</b>	<b>623</b>	<b>636</b>	<b>613</b>	<b>626</b>
18110	Percetakan	2,015	2,097	498	509	493	514	524	538	512	523
18120 &	Aktiviti perkhidmatan berkaitan percetakan										
18200	Penerbitan semula media rakaman	368	400	96	91	91	91	98	98	101	102
<b>192 (19201 &amp; 19202)</b>	<b>Pembuatan produk petroleum bertapis</b>	<b>2,502</b>	<b>2,526</b>	<b>677</b>	<b>570</b>	<b>592</b>	<b>664</b>	<b>682</b>	<b>571</b>	<b>597</b>	<b>675</b>
<b>201</b>	<b>Pembuatan kimia asas, baja dan sebatian nitrogen, plastik dan getah sintetik dalam bentuk primer</b>	<b>3,220</b>	<b>3,031</b>	<b>863</b>	<b>801</b>	<b>772</b>	<b>784</b>	<b>770</b>	<b>726</b>	<b>750</b>	<b>784</b>
20111	Pembuatan gas perindustrian atau perubatan bukan organik dalam bentuk cecair atau mampat	359	331	90	82	92	96	84	75	87	85
20112 &	Pembuatan kimia organik asas										
20113	Pembuatan sebatian bukan organik	1,628	1,335	451	408	381	388	344	326	315	349
20121 &	Pembuatan baja										
20129	Pembuatan produk campuran nitrogen	287	264	76	74	70	66	68	64	69	63
20131	Pembuatan plastik dalam bentuk primer	840	1,002	216	210	206	209	247	236	255	264
	Industri lain	107	100	31	26	25	25	27	26	24	23
<b>202 &amp; 203</b>	<b>Pembuatan produk kimia lain dan serat buatan manusia</b>	<b>2,710</b>	<b>2,812</b>	<b>688</b>	<b>657</b>	<b>676</b>	<b>689</b>	<b>730</b>	<b>686</b>	<b>690</b>	<b>706</b>
20210	Pembuatan racun perosak dan produk agrokimia lain	303	358	71	81	73	77	83	90	89	96
20221	Pembuatan cat, varnis dan penyadur dan mastik	419	449	106	101	106	107	119	114	110	106
20222	Pembuatan dakwat cetak	211	171	54	53	53	51	46	44	40	41
20231 &	Pembuatan sabun dan bahan pencuci, penyediaan membersihkan dan mengilat										
20232	Pembuatan pewangi dan penyediaan dandanan diri	896	881	236	219	223	218	230	214	217	219
20291 &	Pembuatan plat fotografi, filem, sensitized paper dan other sensitized unexposed materials										
20292 &	Pembuatan dakwat menulis dan melukis										
20299	Pembuatan produk kimia lain t.t.t.l.	848	927	210	194	213	230	245	218	227	238
	Industri lain	32	26	9	9	8	6	6	6	7	6
<b>210</b>	<b>Pembuatan produk farmaseutikal, kimia perubatan dan botani</b>	<b>804</b>	<b>811</b>	<b>188</b>	<b>197</b>	<b>204</b>	<b>215</b>	<b>191</b>	<b>198</b>	<b>204</b>	<b>218</b>
21001	Pembuatan bahan aktif ubat-ubatan untuk digunakan oleh bidang farmakologi dalam pembuatan ubat-ubatan	624	618	149	154	155	166	146	152	154	165
	Industri lain	180	193	39	43	49	49	45	46	50	53
<b>221</b>	<b>Pembuatan produk getah</b>	<b>4,036</b>	<b>4,014</b>	<b>943</b>	<b>1,003</b>	<b>1,076</b>	<b>1,014</b>	<b>961</b>	<b>987</b>	<b>1,048</b>	<b>1,017</b>
22111	Pembuatan tayar getah untuk kenderaan	480	360	115	120	126	119	103	87	87	83
22112	Pembuatan bunga tayar yang boleh ditukar ganti dan tayar celup	131	160	29	32	35	35	36	40	42	41
22191 &	Pembuatan produk lain daripada getah asli atau sintetik, tidak divulkan, divulkan atau dikeraskan										
22193	Pengilangan semula getah dan prosesan susu getah	769	826	182	192	197	198	193	203	210	220
22192	Pembuatan sarung tangan getah	1,974	2,050	444	491	543	496	470	503	553	524
22199	Pembuatan produk getah lain yang t.t.t.l.	683	618	173	168	176	165	159	154	156	149
<b>222</b>	<b>Pembuatan produk plastik</b>	<b>8,102</b>	<b>8,291</b>	<b>1,996</b>	<b>2,059</b>	<b>2,006</b>	<b>2,041</b>	<b>2,010</b>	<b>2,093</b>	<b>2,079</b>	<b>2,110</b>
22201 &	Pembuatan produk plastik separa siap										
22202	Pembuatan produk plastik siap	2,748	2,511	712	702	662	672	643	634	599	635
22203	Pembuatan artikel plastik untuk pembungkusan barangan	2,207	2,294	550	600	545	512	528	578	593	596
22204	Pembuatan barangan plastik jurubina	119	119	29	32	29	29	31	30	28	30
22205	Pembuatan pinggan mangkuk, peralatan dapur dan barangan tandas daripada plastik	584	639	145	148	147	144	148	156	163	171
22209	Pembuatan pelbagai produk plastik t.t.t.l.	2,444	2,728	560	576	623	684	660	696	695	677
<b>231 (23101 &amp; 23102 &amp; 23109)</b>	<b>Pembuatan kaca dan produk kaca</b>	<b>921</b>	<b>945</b>	<b>230</b>	<b>228</b>	<b>231</b>	<b>232</b>	<b>230</b>	<b>243</b>	<b>239</b>	<b>232</b>

2024												2025												Group Description/Period
Jan.	Feb.	Mac	Apr.	Mei	Jun	Jul.	Ogo.	Sep.	Okt.	Nov.	Dis.	Jan.	Feb.	Mac	Apr.	Mei	Jun	Jul.	Ogo.	Sep.	Okt.	Nov.	Dis.	
189	185	183	185	186	182	188	186	186	185	187	191	192	<b>Manufacture of products of wood, cork, straw and plaiting materials</b>											
91	88	86	89	91	89	93	93	93	90	92	91	92	Manufacture of veneer sheets and plywood											
29	29	29	26	26	24	24	23	24	24	25	25	25	Manufacture of particle board and fibreboard											
38	38	38	39	39	39	41	40	39	41	39	44	45	Manufacture of builders' carpentry											
31	30	31	31	30	30	29	29	29	29	30	31	30	Other industry											
184	186	183	176	174	175	174	175	179	183	181	188	185	<b>Manufacture of paper and paper products</b>											
21	22	22	21	19	18	18	18	19	20	19	20	19	Manufacture of pulp, paper and paperboard											
80	78	78	75	74	77	74	76	78	78	77	77	82	Manufacture of corrugated paper and paperboard and of containers of paper and paperboard											
5	4	5	5	4	4	5	5	5	5	5	5	5	Manufacture of envelopes and letter-card											
35	38	36	33	34	33	35	32	34	34	33	38	34	Manufacture of household and personal hygiene paper											
19	19	19	18	18	19	19	19	20	20	20	20	20	Manufacture of gummed or adhesive paper in strips or rolls and labels and wall paper											
25	25	25	24	25	25	24	25	24	26	26	28	25	Other industry											
204	210	209	209	214	213	210	206	197	200	207	219	209	<b>Printing, service activities related to printing and reproduction of recorded media</b>											
170	178	177	178	180	180	176	172	164	166	173	184	171	Printing											
34	33	32	31	34	33	33	35	33	34	34	35	38	Service activities related to printing											
													Reproduction of recorded media											
216	216	250	188	185	198	194	195	208	219	212	244	219	<b>Manufacture of refined petroleum products</b>											
260	250	260	252	234	241	246	255	250	252	258	274	259	<b>Manufacture of basic chemicals, fertilizer and nitrogen compounds, plastics and synthetic rubber in primary forms</b>											
28	28	28	25	25	25	28	27	31	28	28	29	32	Manufacture of liquefied or compressed inorganic industrial or medical gases											
116	113	116	119	101	107	104	108	103	110	115	124	110	Manufacture of basic organic chemicals											
													Manufacture of inorganic compounds											
													Manufacture of fertilizers											
23	21	24	22	21	21	22	25	22	22	21	20	21	Manufacture of associated nitrogen products											
84	79	84	77	79	80	84	86	85	85	86	93	87	Manufacture of plastics in primary forms											
10	9	8	10	8	8	8	8	8	7	8	8	9	Other industry											
233	248	250	239	222	226	229	232	229	230	226	249	238	<b>Manufacture of other chemical products and man-made fibres</b>											
26	27	30	30	30	31	29	30	29	32	31	32	36	Manufacture of pesticides and other agrochemical products											
37	44	38	39	37	38	38	37	35	34	35	38	38	Manufacture of paints, varnishes and similar coatings ink and mastics											
15	16	15	16	14	14	14	13	13	13	13	15	14	Manufacture of printing ink											
70	79	82	72	71	72	72	74	71	71	68	80	70	Manufacture of soap and detergents, cleaning and polishing preparations											
													Manufacture of perfumes and toilet preparations											
82	81	83	80	68	69	74	76	78	78	77	83	77	Manufacture of photographic plates, films, sensitized paper and other sensitized unexposed materials											
													Manufacture of writing and drawing ink											
2	2	2	2	2	2	2	2	2	2	2	2	2	Manufacture of other chemical products n.e.c.											
													Other industry											
66	62	63	68	65	65	67	69	68	70	68	79	67	<b>Manufacture of pharmaceuticals, medicinal chemical and botanical products</b>											
51	47	48	53	49	50	51	52	51	53	51	60	49	Manufacture of medicinal active substances to be used for their pharmacological properties in the manufacture of medicaments											
15	15	15	16	15	15	16	17	17	17	17	19	18	Other industry											
325	318	318	315	326	347	340	353	355	346	342	330	337	<b>Manufacture of rubber products</b>											
40	33	30	28	28	30	29	30	28	27	28	28	32	Manufacture of rubber tyres for vehicles											
12	11	14	13	14	14	14	14	14	14	14	14	15	Manufacture of interchangeable tyre treads and retreading rubber tyres											
66	60	67	66	68	69	70	69	72	73	72	75	81	Manufacture of other products of natural or synthetic rubber, unvulcanized, vulcanized or hardened											
													Rubber remilling and latex processing											
155	160	155	156	163	184	174	188	190	183	178	163	163	Manufacture of rubber gloves											
53	54	52	52	52	50	53	53	51	49	50	50	46	Manufacture of other rubber products n.e.c.											
678	663	668	702	707	683	696	696	687	693	702	714	686	<b>Manufacture of plastics products</b>											
220	221	202	214	216	204	193	203	203	208	211	216	217	Manufacture of semi-manufactures of plastic products											
													Manufacture of finished plastic products											
178	166	184	195	197	186	200	198	195	198	198	200	206	Manufacture of plastic articles for the packing of goods											
10	10	11	10	10	10	10	9	10	10	10	10	10	Manufacture of builders' plastics ware											
48	49	51	51	52	53	52	56	55	56	57	59	45	Manufacture of plastic tableware, kitchenware and toilet articles											
222	217	221	232	232	231	241	230	224	221	226	229	208	Manufacture of diverse plastic products n.e.c.											
77	75	79	81	82	81	80	80	80	77	77	78	74	<b>Manufacture of glass and glass products</b>											

Jadual Table **1.6a** : Gaji dan Upah yang Dibayar Sektor Pembuatan Mengikut Kumpulan  
 : *Salaries and Wages Paid of Manufacturing Sector by Group*

Kod Kumpulan Group code	Keterangan Kumpulan/Tempoh			2023				2024			
		2023	2024	Q1	Q2	Q3	Q4	Q1	Q2	Q3	Q4
<b>239</b>	<b>Pembuatan pengeluaran galian bukan logam t.t.t.l.</b>	<b>3,799</b>	<b>3,936</b>	<b>914</b>	<b>932</b>	<b>952</b>	<b>1,001</b>	<b>971</b>	<b>968</b>	<b>973</b>	<b>1,024</b>
23911 &	Pembuatan mortar refraktori dan konkrit	320	347	75	80	81	84	88	86	84	89
23921	Pembuatan seramik bukan refraktori										
23930	Pembuatan produk porselin dan seramik lain	146	151	37	35	37	37	34	36	41	41
23941	Pembuatan simen hidraulik	293	245	73	75	73	73	67	61	59	57
23951	Pembuatan konkrit dan mortar siap bancuh dan banchuan kering	709	769	175	173	177	185	189	188	189	204
23952 &	Pembuatan konkrit pratuangan, simen atau artikel batu buatan yang digunakan dalam pembinaan;										
23953 &	Pembuatan komponen struktur pasang siap untuk bangunan atau kejuruteraan awam dari simen, batu atau konkrit buatan	1,344	1,374	319	330	341	355	337	338	344	355
23959	Pembuatan artikel konkrit, simen dan plaster lain t.t.t.l.										
23990	Pembuatan produk mineral bukan logam lain t.t.t.l.	592	639	141	141	146	164	157	154	156	172
	Industri lain	394	412	95	99	97	104	101	105	100	106
<b>241</b> ( <b>24101 &amp;</b> <b>24102 &amp;</b> <b>24103 &amp;</b> <b>24104 &amp;</b> <b>24109</b> )	<b>Pembuatan besi dan keluli asas</b>	<b>2,396</b>	<b>2,395</b>	<b>631</b>	<b>596</b>	<b>569</b>	<b>600</b>	<b>630</b>	<b>591</b>	<b>571</b>	<b>603</b>
<b>242</b> ( <b>24201 &amp;</b> <b>24202 &amp;</b> <b>24209</b> )	<b>Pembuatan logam asas berharga dan logam bukan ferus lain</b>	<b>1,467</b>	<b>1,590</b>	<b>394</b>	<b>363</b>	<b>347</b>	<b>364</b>	<b>410</b>	<b>401</b>	<b>386</b>	<b>393</b>
<b>243</b>	<b>Pengacuan logam</b>	<b>398</b>	<b>396</b>	<b>103</b>	<b>99</b>	<b>96</b>	<b>100</b>	<b>104</b>	<b>98</b>	<b>97</b>	<b>97</b>
<b>251 &amp;</b> <b>252</b>	<b>Pembuatan produk struktur logam, tangki, takungan, penjana wap, senjata dan peluru</b>	<b>1,722</b>	<b>1,795</b>	<b>431</b>	<b>427</b>	<b>428</b>	<b>435</b>	<b>460</b>	<b>438</b>	<b>449</b>	<b>448</b>
25113 &	Pembuatan pintu, tingkap dan bingkai, penutup tingkap dan pintu pagar daripada logam	890	863	226	224	222	218	220	212	215	216
25119	Pembuatan produk struktur logam lain										
25120	Pembuatan tangki, takungan dan kontena daripada logam	631	734	154	153	157	167	188	177	185	185
	Industri lain	201	197	51	50	50	51	52	49	49	47
<b>259</b>	<b>Pembuatan lain-lain produk yang direka daripada logam; aktiviti perkhidmatan kerja logam</b>	<b>4,211</b>	<b>4,548</b>	<b>1,063</b>	<b>1,018</b>	<b>1,029</b>	<b>1,101</b>	<b>1,142</b>	<b>1,134</b>	<b>1,120</b>	<b>1,152</b>
25910	Tempaan, tekanan, hentakan dan bentuk gelekkan logam; serbuk metalurgi	744	791	185	178	184	197	192	190	197	213
25920	Rawatan dan penyalutan logam; menggunakan mesin	485	496	128	124	115	118	130	129	114	123
25991	Pembuatan tin untuk produk makanan dan minuman, tiub dan kotak boleh dilipat	555	631	134	128	138	156	156	154	156	165
25992 &	Pembuatan kabel, plaited bands (jalur/pita berpintal) dan artikel seumpamanya daripada logam	1,124	1,256	277	273	277	297	325	319	312	300
25993	Pembuatan bolt, skru, nat dan produk uliran seumpamanya										
25994	Pembuatan barangan rumah daripada logam	65	70	16	16	17	17	17	17	17	17
25999	Pembuatan produk lain yang direka daripada logam t.t.t.l.	1,028	1,095	272	249	247	259	271	278	270	277
	Industri lain	210	210	50	50	52	57	51	48	53	57
<b>261</b>	<b>Pembuatan komponen dan papan elektronik</b>	<b>12,315</b>	<b>11,398</b>	<b>3,230</b>	<b>3,122</b>	<b>2,887</b>	<b>3,076</b>	<b>2,989</b>	<b>2,853</b>	<b>2,695</b>	<b>2,861</b>
26101 &	Pembuatan diod, transistor dan alatan semikonduktor yang seumpamanya	7,930	7,583	2,051	1,995	1,908	1,976	1,948	1,849	1,844	1,942
26102	Pembuatan litar elektronik bersepadu dengan pemasangan mikro										
26103 &	Pembuatan kapasitor dan perintang elektrik										
26104 &	Pembuatan papan litar bercetak	3,912	3,342	1,056	1,004	870	983	915	882	738	807
26105	Pembuatan komponen paparan										
26109	Pembuatan komponen lain untuk aplikasi elektronik	473	473	123	123	109	117	126	123	112	112
<b>262</b> ( <b>26201 &amp;</b> <b>26202</b> )	<b>Pembuatan komputer dan kelengkapan peranti</b>	<b>3,095</b>	<b>3,480</b>	<b>748</b>	<b>746</b>	<b>768</b>	<b>834</b>	<b>786</b>	<b>789</b>	<b>907</b>	<b>998</b>
<b>263/</b> <b>26300</b>	<b>Pembuatan peralatan komunikasi</b>	<b>783</b>	<b>798</b>	<b>211</b>	<b>198</b>	<b>178</b>	<b>197</b>	<b>198</b>	<b>202</b>	<b>190</b>	<b>208</b>
<b>264/</b> <b>26400</b>	<b>Pembuatan peralatan elektronik pengguna</b>	<b>1,338</b>	<b>1,008</b>	<b>329</b>	<b>311</b>	<b>339</b>	<b>360</b>	<b>311</b>	<b>248</b>	<b>200</b>	<b>249</b>
<b>265</b>	<b>Pembuatan kelengkapan mengukur, menguji, memandu arah dan kawalan; jam tangan dan jam</b>	<b>2,973</b>	<b>3,592</b>	<b>629</b>	<b>755</b>	<b>785</b>	<b>804</b>	<b>796</b>	<b>955</b>	<b>899</b>	<b>941</b>
26511 &	Pembuatan kelengkapan mengukur, menguji, memandu arah dan kawalan	2,786	3,405	582	711	736	756	748	909	852	897
26512	Pembuatan kelengkapan kawalan proses perindustrian										
26520	Pembuatan jam tangan dan jam dan bahagiannya	187	186	47	44	49	47	48	47	47	45
<b>266/</b> <b>26600</b>	<b>Pembuatan peralatan penyinaran, perubatan elektro dan elektroterapeutik</b>	<b>728</b>	<b>783</b>	<b>192</b>	<b>194</b>	<b>169</b>	<b>173</b>	<b>197</b>	<b>191</b>	<b>197</b>	<b>198</b>

2024												2025												Group Description/Period
Jan.	Feb.	Mac	Apr.	Mei	Jun	Jul.	Ogo.	Sep.	Okt.	Nov.	Dis.	Jan.	Feb.	Mac	Apr.	Mei	Jun	Jul.	Ogo.	Sep.	Okt.	Nov.	Dis.	
330	318	323	322	324	322	323	323	327	335	340	349	341	<b>Manufacture of non-metallic mineral products n.e.c.</b>											
29	29	30	29	29	28	28	28	29	28	28	32	28	Manufacture of refractory mortars and concretes											
11	11	11	11	12	12	13	14	14	13	13	14	13	Manufacture of non-refractory ceramic											
26	21	21	20	21	20	22	18	19	19	19	20	21	Manufacture of other porcelain and ceramic products											
63	62	64	63	62	63	62	62	65	66	67	71	74	Manufacture of hydraulic cement											
													Manufacture of ready-mix and dry-mix concrete and mortars											
													Manufacture of precast concrete, cement or artificial stone articles for use in construction											
115	109	112	111	114	113	115	115	114	119	121	115	116	Manufacture of prefabricated structural components for building or civil engineering of cement, concrete or artificial stone											
53	54	51	50	52	52	49	53	53	56	57	60	54	Manufacture of other articles of concrete, cement and plaster n.e.c.											
33	33	34	37	34	33	34	32	34	34	35	37	35	Manufacture of other non-metallic mineral products n.e.c.											
													Other industry											
220	202	207	202	197	193	187	189	195	191	194	218	212	<b>Manufacture of basic iron and steel</b>											
135	140	135	135	135	131	131	126	129	126	126	141	147	<b>Manufacture of basic precious and other non-ferrous metals</b>											
36	35	33	34	32	32	32	32	33	33	32	33	35	<b>Casting of metals</b>											
158	152	150	143	148	146	150	151	148	148	146	153	162	<b>Manufacture of structural metal products, tanks, reservoirs, steam generators, weapons and ammunition</b>											
78	70	72	69	72	71	71	73	70	72	71	73	79	Manufacture of metal doors, windows and their frames, shutters and gates											
63	63	61	58	60	59	62	61	62	61	60	65	65	Manufacture of other structural metal products											
17	18	17	16	16	16	16	17	16	16	16	16	17	Manufacture of tanks, reservoirs and containers of metal											
													Other industry											
382	381	379	377	382	376	368	373	378	376	374	402	401	<b>Manufacture of other fabricated metal products; metal working service activities</b>											
65	63	64	64	65	61	63	66	67	68	68	76	72	Forging, pressing, stamping and roll-forming of metal; powder metallurgy											
43	44	43	44	44	41	41	37	37	41	38	45	42	Treatment and coating of metals; machining											
53	53	50	50	52	51	53	52	52	53	55	57	57	Manufacture of tins and cans for food products, collapsible tubes and boxes											
106	109	110	105	106	108	103	104	105	99	97	104	107	Manufacture of metal cable, plaited bands and similar articles											
6	6	6	6	6	6	6	6	6	6	6	6	6	Manufacture of bolts, screws, nuts and similar threaded products											
91	90	90	92	94	92	86	90	93	91	91	95	98	Manufacture of metal household articles											
19	16	16	16	16	16	16	18	19	19	19	20	18	Manufacture of any other fabricated metal products n.e.c.											
													Other industry											
1,005	1,008	976	936	960	957	879	894	921	914	919	1,028	935	<b>Manufacture of electronic components and boards</b>											
646	655	647	617	606	626	600	620	624	622	620	700	639	Manufacture of diodes, transistors and similar semiconductor devices											
													Manufacture of electronic integrated circuits micro assemblies											
													Manufacture of electrical capacitors and resistors											
316	312	288	278	313	291	237	239	262	256	263	288	260	Manufacture of printed circuit boards											
													Manufacture of display components											
43	41	42	41	41	41	42	36	35	36	36	40	36	Manufacture of other components for electronic applications											
268	267	251	255	264	271	290	296	321	318	312	369	319	<b>Manufacture of computers and peripheral equipment</b>											
65	67	66	64	68	69	64	63	64	63	76	70	75	<b>Manufacture of communication equipment</b>											
119	101	91	83	86	80	62	67	72	82	81	85	85	<b>Manufacture of consumer electronics</b>											
246	266	285	290	311	354	335	282	281	306	305	331	297	<b>Manufacture of measuring, testing, navigating and control equipment; watches and clocks</b>											
230	250	269	275	295	339	319	267	266	291	289	316	282	Manufacture of measuring, testing, navigating and control equipment											
													Manufacture of industrial process control equipment											
16	16	16	15	16	16	16	15	15	15	15	14	15	Manufacture of watches and clocks and parts											
64	66	67	64	67	60	67	64	67	66	65	66	60	<b>Manufacture of irradiation, electromedical and electrotherapeutic equipment</b>											

Jadual Table **1.6a** : Gaji dan Upah yang Dibayar Sektor Pembuatan Mengikut Kumpulan  
 : *Salaries and Wages Paid of Manufacturing Sector by Group*

Kod Kumpulan Group code	Keterangan Kumpulan/Tempoh	2023	2024	2023				2024			
				Q1	Q2	Q3	Q4	Q1	Q2	Q3	Q4
267 ( 26701 & 26702 ) & 268 (26800)	Pembuatan peralatan optikal, kelengkapan fotografi, media magnetik dan optikal	499	527	124	122	123	131	138	129	126	134
271	Pembuatan motor elektrik, penjana, transformer dan perkakasan pengagihan dan pengawalan elektrik	1,241	1,279	322	300	309	309	316	322	327	314
27101	Pembuatan motor elektrik, penjana dan transformer	489	525	116	118	126	130	128	125	137	134
27102	Pembuatan perkakasan pengagihan dan pengawalan elektrik	751	754	207	181	183	180	188	196	190	180
272/ 27200	Pembuatan bateri dan akumulator	550	595	135	132	141	143	142	157	154	141
273	Pembuatan pendawaian dan peranti pendawaian	1,069	922	278	269	274	248	235	223	234	230
27310	Pembuatan kabel gentian optikal	92	96	21	23	24	24	21	24	25	25
27320	Pembuatan wayar dan kabel elektronik dan elektrik lain	946	791	250	238	241	216	205	189	200	197
27330	Pembuatan alatan pendawaian pembawa dan bukan pembawa arus untuk litar elektrik (tanpa mengira jenis bahan)	31	35	8	8	8	8	9	9	9	8
274/ 27400	Pembuatan kelengkapan pencahayaan elektrik	249	289	61	54	66	68	70	66	76	76
275/ 27500	Pembuatan perkakasan domestik	395	349	94	98	106	97	96	82	85	86
279/ 27900	Pembuatan kelengkapan elektrik lain	444	512	116	104	107	117	117	125	129	141
281 & 282	Pembuatan jentera kegunaan umum dan kegunaan khas	4,451	4,418	1,148	1,080	1,084	1,139	1,130	1,053	1,077	1,158
28120 & 28130	Pembuatan alat-alat kuasa bendalir & Pembuatan pam, pemampat, kepala paip dan injap lain	361	254	85	89	91	96	59	58	62	75
28180 & 28220	Pembuatan alatan tangan yang menggunakan kuasa dilengkapkan dengan motor elektrik atau bukan motor elektrik atau pneumatik & Pembuatan jentera pembentukan logam dan alatan mesin	899	894	221	220	224	234	217	205	222	250
28192	Pembuatan mesin penyaman udara, termasuk untuk kenderaan bermotor	637	649	185	151	147	154	181	154	150	164
28290	Pembuatan lain-lain mesin bertujuan khas t.t.t.l. Industri lain	513 2,042	492 2,129	142 515	134 486	118 505	119 536	125 548	120 516	120 523	128 542
291 ( 29101 & 29102 )	Pembuatan kenderaan bermotor	1,110	1,015	270	274	279	287	261	243	248	264
292/ 29200	Pembuatan kerangka (coachwork) untuk kenderaan bermotor; pembuatan treler dan semi treler	401	419	97	92	102	110	106	102	105	107
293/ 29300	Pembuatan alat ganti dan aksesori untuk kenderaan bermotor	2,115	2,249	511	547	518	538	525	587	563	575
301 ( 30110 & 30120 )	Pembinaan kapal dan bot	312	364	77	75	76	83	90	89	90	95
302, 303, 304 & 309	Pembuatan lokomotif keretapi, rolling stock, kapal angkasa dan udara, jentera berkaitan, kenderaan tempur ketenteraan, dan kelengkapan pengangkutan t.t.t.l.	859	868	220	218	209	212	218	220	212	218
30910	Pembuatan motosikal	534	551	133	135	132	135	136	138	134	142
30920	Pembuatan basikal dan invalid carriages Industri lain	106 219	86 230	31 56	30 54	24 53	22 55	22 60	22 60	23 55	21 55
310	Pembuatan perabot	2,687	2,716	683	655	660	689	694	664	665	693
31001	Pembuatan perabot kayu dan rotan Industri lain	2,192 494	2,212 503	553 130	537 118	540 120	562 126	569 125	542 122	538 127	563 129
321 ( 32110 & 32120 )	Pembuatan barang kemas, bijouterie dan artikel berkaitan	257	264	67	60	61	68	67	66	64	66
322, 325 & 329	Pembuatan instrumen muzik, peralatan dan bekalan perubatan dan pergigian dan pembuatan lain t.t.t.l.	738	792	179	180	185	194	191	190	198	213
32901	Pembuatan alat tulis Industri lain	148 590	153 639	37 142	36 144	39 146	37 157	37 155	36 154	40 157	40 173
323/ 32300	Pembuatan barangan sukan	68	57	19	18	16	16	16	14	13	13
324/ 32400	Pembuatan permainan dan mainan	263	242	63	66	66	67	55	62	63	62
331 & 332	Pembaikan pemasangan produk logam, jentera, kelengkapan dan pemasangan jentera perindustrian dan kelengkapan	1,407	1,420	359	355	338	355	362	359	342	357
33150	Pembaikan dan penyelenggaraan kelengkapan pengangkutan kecuali motosikal dan basikal Industri lain	312 1,095	305 1,115	80 279	76 279	69 269	87 268	86 276	84 274	66 276	69 288
<b>Jumlah Pembuatan</b>		<b>97,789</b>	<b>99,268</b>	<b>24,517</b>	<b>24,165</b>	<b>24,068</b>	<b>25,039</b>	<b>24,823</b>	<b>24,500</b>	<b>24,474</b>	<b>25,470</b>

2024												2025		Group Description/Period
Jan.	Feb.	Mar.	Apr.	Mei	Jun	Jul.	Ogo.	Sep.	Okt.	Nov.	Dis.	Jan.	Feb.	
44	45	49	44	42	44	42	41	43	43	43	48	41	41	Manufacture of optical instruments, photographic equipment, magnetic and optical media
109	104	103	101	110	111	112	108	108	104	98	112	112	112	Manufacture of electric motors, generators, transformers and electricity distribution and control apparatus
46	41	41	38	43	44	45	45	47	45	44	45	47	47	Manufacture of electric motors, generators and transformers
63	64	61	63	67	67	66	63	61	58	54	67	64	64	Manufacture of electricity distribution and control apparatus
44	50	48	50	54	53	52	51	52	50	47	44	44	44	Manufacture of batteries and accumulators
80	78	77	68	78	77	81	78	75	79	72	79	75	75	Manufacture of wiring and wiring devices
7	7	7	8	8	9	9	8	8	8	8	9	8	8	Manufacture of fibre optic cables
70	67	67	57	67	65	69	67	64	68	61	68	65	65	Manufacture of other electronic and electric wires and cables
3	3	3	3	3	3	3	3	3	3	3	3	3	3	Manufacture of current-carrying and non current-carrying wiring devices for electrical circuits regardless of material
24	23	23	20	23	23	26	26	25	24	24	28	26	26	Manufacture of electric lighting equipment
32	32	32	25	29	29	28	30	27	27	29	30	27	27	Manufacture of domestic appliances
42	37	38	40	41	44	41	43	45	45	47	50	49	49	Manufacture of other electrical equipment
386	380	365	356	349	347	355	356	366	375	375	408	389	389	Manufacture of general-purpose and special-purpose machinery
20	20	19	19	20	20	20	21	21	24	23	27	17	17	Manufacture of fluid power equipment
74	75	68	67	69	69	72	72	79	80	79	90	86	86	Manufacture of other pumps, compressors, taps and valves
58	63	61	51	51	51	51	49	50	51	54	59	61	61	Manufacture of power-driven hand tools with self-contained electric or non-electric motor or pneumatic drives
44	41	40	41	39	40	39	40	41	42	42	43	38	38	Manufacture of metal-forming machinery and machine tools
190	181	177	178	170	168	173	175	175	177	177	188	188	188	Manufacture of air-conditioning machines, including for motor vehicles
90	90	81	80	82	81	80	84	84	83	82	99	78	78	Manufacture of other special-purpose machinery n.e.c.
36	36	33	34	34	34	35	35	35	35	35	37	36	36	Other industry
172	176	176	195	197	195	188	188	187	191	187	198	186	186	Manufacture of motor vehicles
29	28	32	29	30	30	30	30	31	31	32	33	33	33	Manufacture of bodies (coachwork) for motor vehicles; manufacture of trailers and semi-trailers
71	73	74	74	75	72	72	69	71	72	72	73	73	73	Manufacture of parts and accessories for motor vehicles
45	45	47	46	47	45	44	44	46	47	47	48	48	48	Building of ships and boats
7	7	7	7	7	7	9	7	7	7	7	7	7	7	Manufacture of railway locomotives, rolling stock, air and spacecraft, related machinery, military fighting vehicles and transport equipment n.e.c
19	21	21	20	20	19	19	18	18	18	18	18	19	19	Manufacture of motorcycles
237	229	228	221	226	217	217	220	227	227	227	239	238	238	Manufacture of bicycles and invalid carriages
194	188	187	180	185	177	175	178	184	183	184	196	194	194	Other industry
43	42	41	41	41	40	42	42	43	44	43	43	44	44	Manufacture of furniture
22	23	23	22	22	22	22	21	21	22	21	23	24	24	Manufacture of wooden and cane furniture
64	64	64	63	64	63	65	66	66	68	70	75	71	71	Manufacture of jewellery, bijouterie and related articles
12	12	12	12	12	12	13	14	14	13	13	14	14	14	Manufacture of musical instruments, medical and dental instruments and supplies and other manufacturing n.e.c.
51	52	52	52	52	51	53	52	53	55	57	61	57	57	Manufacture of stationery
5	5	5	5	5	5	5	4	4	4	4	5	4	4	Other industry
18	18	20	21	21	21	20	21	21	20	20	22	15	15	Manufacture of sports goods
120	121	121	123	120	116	114	114	114	115	119	124	120	120	Manufacture of games and toys
27	30	29	30	28	27	22	22	22	21	23	25	22	22	Repair of fabricated metal products, machinery and equipment and installation of industrial machinery and equipment
93	91	92	93	92	89	92	92	91	94	96	99	98	98	Repair and maintenance of transport equipment except motorcycles and bicycles
														Other industry
8,350	8,243	8,230	8,112	8,191	8,198	8,124	8,119	8,231	8,282	8,298	8,890	8,479	8,479	Total Manufacturing

Jadual **1.6b** : Gaji dan Upah yang Dibayar Sektor Pembuatan Mengikut Kumpulan: Perubahan Peratusan Tahunan  
 Table : *Salaries and Wages Paid of Manufacturing Sector by Group: Annual Percentage Change*

Kod Kumpulan Group code	Keterangan Kumpulan/Tempoh	2023		2024							
		2023	2024	Q1	Q2	Q3	Q4	Q1	Q2	Q3	Q4
101	Pemprosesan dan pengawetan daging	17.9	0.2	17.2	22.0	21.7	11.6	0.01	-2.0	1.2	1.6
102	Pemprosesan dan pengawetan ikan, krustasea dan moluska	6.0	0.5	6.0	6.6	7.8	3.6	0.03	-1.2	1.9	1.3
	10201 Pengetinan ikan, krustasea dan moluska &	7.4	-2.3	8.3	8.7	10.7	2.2	-3.3	-4.2	-1.4	-0.4
	10202 Pemprosesan dan pengawetan ikan, krustasea dan moluska Industri lain	0.3	12.4	-3.0	-1.7	-3.1	9.2	15.0	11.7	15.9	7.7
103	Pemprosesan dan pengawetan buah-buahan dan sayur - sayuran	17.9	-3.8	18.5	23.8	16.8	12.6	2.8	-5.5	-4.7	-7.7
	10303 Pengetinan nanas &	39.3	-4.0	56.6	54.8	29.4	20.9	-4.0	-8.1	-4.1	0.9
	10304 Pembuatan jem, marmalad dan sajian jeli Industri lain	16.6	-3.8	16.4	22.0	15.9	12.0	3.3	-5.3	-4.7	-8.4
104	Pembuatan minyak dan lemak daripada sayuran dan haiwan	7.9	6.9	8.5	7.8	7.8	7.5	5.7	8.7	7.1	6.2
	10404 Pembuatan minyak sayuran mentah dan bertapis &	-0.1	2.8	5.5	1.9	-6.1	-1.2	-1.8	-3.0	7.9	8.7
	10406 Pembuatan sebatian lemak masakan	22.9	5.8	11.5	11.2	34.0	36.3	14.9	11.0	-0.3	-0.8
	10405 Pembuatan minyak kelapa Industri lain	8.1	7.3	8.7	8.2	8.1	7.3	5.9	9.5	7.4	6.3
105	Pembuatan produk tenusu	5.3	8.8	1.8	2.3	3.6	13.9	9.8	6.5	10.2	8.8
	10502 Pembuatan susu pekat, tepung dan sejat Industri lain	5.1	9.4	2.3	2.8	1.9	13.6	10.2	6.1	11.5	10.0
		7.4	3.9	-1.6	-1.7	18.4	16.3	6.0	9.6	0.7	-0.1
106	Pembuatan produk bijian, kanji dan produk berkanji	3.9	-8.9	2.7	6.1	3.4	3.3	-6.1	-12.5	-9.9	-6.9
	10611 Pengilangan beras	3.9	-7.1	6.0	5.5	4.2	0.03	-6.20	-7.8	-8.4	-5.9
	10613 Pengilangan tepung Industri lain	4.4	-11.4	-0.7	7.1	3.2	8.0	-5.8	-18.9	-12.4	-7.9
		-0.1	-5.1	1.7	3.2	-0.8	-4.3	-7.5	-2.8	-3.5	-6.6
107	Pembuatan produk makanan lain	7.9	2.7	8.2	5.3	8.5	9.3	5.6	3.9	1.5	0.2
	10711 Pembuatan biskut dan cookies	14.3	5.9	12.6	10.9	16.8	16.8	6.2	5.5	6.2	5.7
	10712 Pembuatan roti, kek dan produk bakeri lain	6.7	3.5	9.1	6.5	6.5	5.1	4.4	4.0	2.5	3.3
	10713 Pembuatan produk snek	7.9	13.9	12.3	3.0	6.0	10.3	12.8	18.7	14.2	10.3
	10721 Pembuatan gula	-11.9	9.2	-22.0	-17.3	-10.9	5.6	10.3	10.2	3.6	12.5
	10731 Pembuatan produk koko	4.9	-1.1	-4.8	3.9	12.2	8.9	0.6	1.2	-1.7	-4.4
	10732 Pembuatan coklat dan produk coklat &	1.0	-2.3	2.4	-7.1	1.1	7.4	2.4	2.5	-6.7	-6.7
	10733 Pembuatan konfeksi gula	16.3	20.8	9.1	12.3	18.8	24.8	29.2	18.2	20.0	16.7
	10793 Pembuatan sos dan bahan perasa	17.2	-5.3	18.9	15.8	19.0	15.2	2.7	-3.0	-10.3	-9.7
	10799 Pembuatan produk makanan lain t.t.t.l. Industri lain	4.3	-2.2	6.4	2.7	4.3	3.8	-0.3	-1.2	-1.6	-5.6
108/10800	Pembuatan makanan haiwan tersedia	7.6	-0.3	7.2	6.4	8.1	8.4	-0.7	-2.2	0.9	0.5
110	Pembuatan minuman ringan	7.7	7.3	6.9	8.3	8.5	7.2	6.7	7.2	7.4	7.9
	11041 Pembuatan minuman ringan	9.4	6.9	11.9	12.6	8.8	5.1	4.2	5.0	7.7	10.4
	11042 Pengeluaran air mineral semulajadi dan minuman lain yang dibotolkan Industri lain	1.4	2.9	-5.5	-2.1	5.2	8.4	7.2	3.9	2.5	-1.8
		12.9	28.0	3.3	1.8	18.0	28.2	33.8	48.6	21.7	13.3
120/12000	Pembuatan produk tembakau	4.8	-0.6	4.5	8.5	5.2	1.7	-3.5	-1.4	2.2	0.7
131	Pemintalan, penenunan dan penyiapan tekstil	-2.5	2.9	-4.4	-2.1	-0.3	-3.0	1.5	4.7	2.4	3.1
	13110 Penyediaan dan pemintalan gantian tekstil &	0.3	4.1	-4.9	1.5	4.7	0.1	4.8	6.1	2.6	3.0
	13120 Penenunan tekstil										
	13132 Pewarnaan, pelunturan, percetakan dan penyiapan akhir benang dan fabrik Industri lain	-8.9	0.8	-3.6	-9.8	-12.0	-10.1	-5.8	1.6	3.2	4.7
		1.4	-6.0	-1.0	-3.8	10.8	0.03	-0.82	2.6	-10.5	-15.0
139	Pembuatan tekstil lain	13.1	1.0	12.3	16.9	12.8	10.8	3.0	0.2	0.8	-0.1
	13910 Pembuatan fabrik dikait dan dikrusye Industri lain	3.3	-3.8	-5.4	10.6	6.3	2.3	0.9	-2.3	-2.8	-10.6
		17.5	2.8	20.5	19.6	15.5	14.5	3.8	1.2	2.2	4.1
141	Pembuatan pakaian, kecuali pakaian berbulu	5.8	1.0	6.0	8.5	5.6	3.4	2.7	1.5	0.9	-1.2
	14102 Pembuatan pakaian Industri lain	6.3	5.3	7.7	9.2	5.2	3.4	7.1	5.5	5.5	3.1
		4.8	-8.1	2.7	7.0	6.4	3.4	-6.5	-6.7	-8.5	-10.8
142 & 143	Pembuatan artikel daripada kulit bulu dan pakaian yang dikait dan dikrusye	-1.6	3.4	-5.5	-7.2	1.5	5.5	6.4	4.5	0.9	2.1
151 (15110 & 15120)	Penyamakan dan pembersihan kulit, pembuatan bagasi, beg tangan, pelana dan abah-abah pembersihan dan pewarnaan bulu	5.2	5.3	4.3	8.4	5.1	3.1	-0.2	4.6	8.6	7.9
152	Pembuatan kasut	6.5	2.0	6.0	6.1	6.9	7.1	2.7	0.6	1.7	3.1
	15201 Pembuatan kasut kulit &	2.8	-5.3	5.8	4.6	2.0	-1.1	-6.6	-7.2	-4.9	-2.2
	15203 Pembuatan kasut getah Industri lain	16.2	18.8	6.6	9.9	19.9	29.0	26.1	19.7	16.7	13.8
161/16100	Pengilangan dan pengetaman kayu	1.1	6.9	-2.2	-1.6	3.7	4.7	2.0	6.5	8.7	10.4

2024												2025												Group Description/Period
Jan.	Feb.	Mar.	Apr.	Mei	Jun	Jul.	Ogo.	Sep.	Okt.	Nov.	Dis.	Jan.	Feb.	Mar.	Apr.	Mei	Jun	Jul.	Ogo.	Sep.	Okt.	Nov.	Dis.	
-1.8	0.2	1.7	-1.9	-1.3	-2.9	3.0	0.2	0.4	0.9	1.1	2.8	11.3	<b>Processing and preserving of meat</b>											
0.9	0.1	-1.0	-1.0	-1.2	-1.6	-1.0	3.4	3.1	1.6	1.8	0.5	2.3	<b>Processing and preserving of fish, crustaceans and molluscs</b>											
													Canning of fish, crustaceans and molluscs											
-2.3	-2.9	-4.9	-3.9	-4.3	-4.4	-4.8	0.2	0.3	-1.0	0.2	-0.2	1.2	Processing, curing and preserving of fish, crustacean and molluscs											
													Other industry											
15.0	13.3	16.7	12.1	12.6	10.4	16.1	16.9	14.6	12.0	8.0	3.2	6.5	<b>Processing and preserving of fruits and vegetable</b>											
6.4	-0.6	2.8	-3.2	-6.4	-6.8	-2.3	-4.5	-7.4	-7.4	-8.0	-7.8	-9.3	Pineapple canning											
													Manufacture of jams, marmalades and table jellies											
7.2	-8.7	-9.0	-7.4	-8.5	-8.5	-6.0	-6.4	0.3	4.1	-0.3	-0.9	-4.7	Other industry											
6.4	-0.02	3.8	-2.9	-6.3	-6.7	-2.0	-4.4	-8.0	-8.2	-8.6	-8.2	-9.7	<b>Manufacture of vegetable and animal oils and fats</b>											
5.3	7.0	4.7	8.1	9.5	8.5	8.4	7.7	5.3	4.9	6.6	7.0	6.5	Manufacture of crude and refined vegetable oil											
													Manufacture of compound cooking fats											
-2.4	-2.2	-1.0	-2.2	-3.0	-3.9	8.9	9.5	5.5	7.9	8.9	9.3	23.6	Manufacture of coconut oil											
12.0	12.9	19.7	9.7	12.2	11.0	2.1	-0.6	-2.3	-2.7	0.1	0.3	10.1	Other industry											
5.6	7.5	4.6	8.8	10.4	9.4	8.6	8.0	5.6	5.0	6.7	7.1	5.1	<b>Manufacture of dairy products</b>											
22.9	-1.0	8.0	8.7	8.0	2.9	20.6	5.7	4.9	9.3	9.1	8.1	9.5	Manufacture of condensed, powdered and evaporated milk											
25.9	-2.4	8.3	8.4	8.0	2.0	23.0	6.0	6.2	10.8	11.2	8.3	8.3	Other industry											
1.4	10.7	6.4	11.0	7.8	10.0	3.2	4.0	-4.9	-1.3	-5.6	7.0	20.6	<b>Manufacture of grain mill products, starches and starch products</b>											
2.7	-11.0	-10.0	-12.1	-10.0	-15.3	-11.8	-11.0	-6.9	-10.2	-9.1	-1.5	-2.2	Rice milling											
-1.4	-8.9	-8.0	-8.9	-7.1	-7.3	-10.5	-6.8	-7.8	-7.5	-6.7	-3.5	-4.3	Flour milling											
9.8	-14.2	-13.6	-16.9	-14.4	-24.7	-14.2	-16.5	-6.5	-13.7	-12.3	1.4	0.5	Other industry											
-12.8	-6.3	-2.3	-2.8	-2.8	-3.0	-4.7	-3.0	-2.7	-6.1	-4.9	-8.6	-7.0	<b>Manufacture of other food products</b>											
6.0	5.7	5.1	5.1	3.4	3.1	1.4	1.7	1.4	-0.1	1.0	-0.2	-0.1	Manufacture of biscuits and cookies											
7.5	5.6	5.3	6.2	6.0	4.4	5.2	6.5	6.8	6.7	5.5	5.0	3.9	Manufacture of bread, cakes and other bakery products											
2.4	7.6	3.1	5.4	2.4	4.2	-2.0	4.4	5.0	0.3	4.9	4.6	3.2	Manufacture of snack products											
13.9	11.1	13.5	16.0	19.6	20.6	17.6	13.5	11.6	12.6	11.4	7.3	7.7	Manufacture of sugar											
3.5	9.2	18.8	12.7	7.1	11.1	9.9	5.1	-3.7	14.0	11.0	12.5	1.0	Manufacture of cocoa products											
12.7	-8.3	-2.3	-1.1	-1.2	6.3	-4.0	-4.1	3.0	-3.2	-3.7	-6.1	9.8	Manufacture of chocolate and chocolate products											
													Manufacture of sugar confectionery											
5.4	0.8	1.0	4.2	2.0	1.5	-1.8	-9.7	-8.3	-8.8	-8.0	-3.6	-3.2	Manufacture of sauces and condiments											
27.1	35.3	25.9	19.7	19.8	15.0	19.4	19.5	21.0	16.9	19.9	13.7	6.7	Manufacture of other food products n.e.c.											
6.2	-0.7	2.3	1.9	-4.3	-6.2	-10.5	-10.5	-9.9	-10.6	-8.4	-9.9	-10.6	Other industry											
0.3	-0.6	-0.5	-1.0	-1.0	-1.5	0.04	-1.3	-3.5	-4.0	-5.5	-7.3	-3.3	<b>Manufacture of prepared animal feeds</b>											
10.6	-6.8	-5.3	-1.4	-4.6	-0.4	-4.4	5.2	1.9	2.9	-2.0	0.8	-4.0	<b>Manufacture of beverages</b>											
6.6	6.4	7.1	7.3	6.1	8.3	8.1	8.3	6.0	6.3	8.4	9.0	8.6	Manufacture of soft drinks											
4.1	3.8	4.7	5.2	3.3	6.6	7.2	7.9	8.0	8.6	10.4	12.0	10.2	Production of natural mineral waters and other bottled waters											
8.5	8.6	4.4	3.7	4.1	4.0	4.6	5.8	-2.6	-3.2	-1.4	-0.9	3.6	Other industry											
28.9	27.5	46.6	49.7	49.3	46.8	32.9	20.0	14.5	14.5	18.7	7.5	9.0	<b>Manufacture of tobacco products</b>											
-0.9	-5.8	-3.8	-2.6	-2.9	1.4	2.9	2.6	1.1	0.7	0.5	0.9	0.7	<b>Spinning, weaving and finishing of textiles</b>											
1.8	1.8	0.8	4.7	4.8	4.5	4.9	1.2	1.1	3.2	2.2	3.7	3.9	Preparation and spinning of textile fibres											
													Weaving of textiles											
5.5	6.4	2.6	7.5	5.3	5.5	4.2	1.0	2.5	3.8	1.6	3.6	3.8	Dyeing, bleaching, printing and finishing of yarns and fabrics											
-6.6	-7.5	-3.3	-2.0	3.5	3.3	7.7	2.9	-0.8	3.3	5.5	5.3	5.6	Other industry											
-0.9	-0.5	-1.1	8.1	8.2	-7.3	-4.4	-11.6	-15.8	-16.5	-16.8	-11.7	-11.8	<b>Manufacture of other textiles</b>											
3.4	2.0	3.6	-0.02	0.4	0.3	0.5	0.6	1.4	-1.1	0.2	0.7	0.5	Manufacture of knitted and crocheted fabrics											
1.6	-4.5	5.8	-2.3	-2.4	-2.0	-2.7	-2.5	-3.3	-10.7	-11.2	-9.9	-8.5	Other industry											
4.1	4.5	2.8	0.9	1.5	1.2	1.7	1.8	3.1	2.7	4.7	4.8	3.7	<b>Manufacture of wearing apparel, except fur</b>											
2.2	2.8	3.2	1.9	1.5	1.1	1.4	0.6	0.6	0.2	-2.2	-1.5	-1.1	Manufacture of clothings											
5.3	7.3	8.7	5.9	5.4	5.3	5.8	5.3	5.3	4.6	2.1	2.9	3.8	Other industry											
-4.7	-6.6	-8.1	-6.6	-6.5	-7.0	-7.6	-8.9	-8.9	-8.6	-11.4	-12.2	-12.9	<b>Manufacture of articles of fur, knitted and crocheted apparel</b>											
0.4	9.7	9.6	7.4	3.0	3.1	2.2	-1.7	2.0	3.8	1.6	0.8	2.4	Tanning and dressing of leather; manufacture of luggage, handbags, saddlery and harness; dressing and dyeing of fur											
-0.7	-0.8	1.0	2.4	3.0	8.5	7.5	8.2	9.9	6.6	9.5	7.7	10.0	<b>Manufacture of footwear</b>											
4.0	3.2	0.9	2.1	1.3	-1.8	2.1	2.0	1.2	2.0	2.9	4.3	2.3	Manufacture of leather footwear											
													Manufacture of rubber footwear											
-5.7	-5.3	-8.8	-7.3	-7.5	-6.8	-4.6	-5.0	-5.2	-4.4	-2.1	0.1	-0.1	Other industry											
28.9	24.6	24.8	25.5	22.7	10.8	17.8	17.3	15.2	16.0	12.9	12.5	6.8	<b>Sawmilling and planning of wood</b>											
0.4	0.5	5.3	6.4	6.2	7.1	8.2	8.1	9.7	10.3	10.9	10.1	6.7												

Jadual Table **1.6b** : Gaji dan Upah yang Dibayar Sektor Pembuatan Mengikut Kumpulan: Perubahan Peratusan Tahunan  
 : *Salaries and Wages Paid of Manufacturing Sector by Group: Annual Percentage Change*

Kod Kumpulan Group code	Keterangan Kumpulan/Tempoh			2023				2024			
		2023	2024	Q1	Q2	Q3	Q4	Q1	Q2	Q3	Q4
<b>162</b>	<b>Pembuatan produk daripada kayu, gabus, jerami dan bahan jalinan lain</b>	<b>5.8</b>	<b>2.2</b>	<b>5.9</b>	<b>6.1</b>	<b>5.9</b>	<b>5.4</b>	<b>2.6</b>	<b>3.4</b>	<b>2.3</b>	<b>0.7</b>
16211	Pembuatan kepingan venier dan papan lapis	3.4	4.2	3.0	5.0	3.9	2.1	3.9	6.8	5.2	1.1
16212	Pembuatan papan partikel dan papan gentian	8.0	-4.3	8.2	2.0	8.3	13.8	6.3	-1.6	-11.0	-10.8
16221	Pertukangan kayu untuk jurubina	11.6	-0.5	14.3	14.8	12.2	5.4	-6.8	-4.6	1.8	8.2
	Industri lain	3.6	6.1	1.9	1.5	2.1	8.8	8.6	9.1	6.5	0.6
<b>170</b>	<b>Pembuatan kertas dan produk kertas</b>	<b>2.3</b>	<b>0.6</b>	<b>4.7</b>	<b>1.4</b>	<b>1.3</b>	<b>1.6</b>	<b>1.1</b>	<b>0.4</b>	<b>0.5</b>	<b>0.5</b>
17010	Pembuatan pulpa, kertas dan kertas tebal	-20.6	-2.5	-9.5	-26.6	-26.4	-19.8	-5.1	4.0	-3.8	-4.1
17020	Pembuatan kertas gelugur dan kertas tebal dan bekas daripada kertas dan kertas tebal	9.5	0.7	12.9	9.7	9.0	6.7	4.4	0.6	-1.1	-1.0
17091	Pembuatan sampul surat dan kad surat	-1.6	7.7	-1.7	-0.2	-5.1	0.8	2.9	2.5	14.5	10.9
17092	Pembuatan kertas kegunaan rumah dan pembersih peribadi	6.0	4.6	10.9	4.2	1.9	6.5	1.1	2.8	9.3	6.0
17093	Pembuatan kertas bergam atau pelekat yang berjalur atau bergulung dan label dan kertas dinding	-8.1	-7.0	-13.5	-4.7	-3.5	-9.6	-10.2	-10.7	-5.1	-1.7
	Industri lain	11.7	2.8	8.0	10.6	14.3	13.9	6.6	3.3	-0.1	1.8
<b>181 &amp; 182</b>	<b>Percetakan, aktiviti perkhidmatan berkaitan percetakan dan penerbitan semula media rakaman</b>	<b>6.3</b>	<b>4.8</b>	<b>4.8</b>	<b>7.3</b>	<b>7.8</b>	<b>5.2</b>	<b>4.9</b>	<b>5.9</b>	<b>5.0</b>	<b>3.5</b>
18110	Percetakan	6.4	4.1	5.1	7.3	7.7	5.7	5.3	5.6	3.8	1.8
18120 &	Aktiviti perkhidmatan berkaitan percetakan	5.2	8.6	2.8	7.8	8.1	2.5	2.8	7.7	11.5	12.8
18200	Penerbitan semula media rakaman										
<b>192 (19201 &amp; 19202)</b>	<b>Pembuatan produk petroleum bertapis</b>	<b>5.9</b>	<b>0.9</b>	<b>7.7</b>	<b>7.1</b>	<b>2.6</b>	<b>6.1</b>	<b>0.8</b>	<b>0.2</b>	<b>0.9</b>	<b>1.8</b>
<b>201</b>	<b>Pembuatan kimia asas, baja dan sebatian nitrogen, plastik dan getah sintetik dalam bentuk primer</b>	<b>0.5</b>	<b>-5.9</b>	<b>8.0</b>	<b>1.8</b>	<b>-4.3</b>	<b>-3.4</b>	<b>-10.7</b>	<b>-9.3</b>	<b>-2.9</b>	<b>0.0</b>
20111	Pembuatan gas perindustrian atau perubatan bukan organik dalam bentuk cecair atau mampat	21.3	-7.9	23.0	12.5	20.1	29.4	-6.2	-8.8	-5.4	-11.1
20112 &	Pembuatan kimia organik asas	-2.5	-18.0	9.0	1.2	-10.7	-9.0	-23.6	-20.0	-17.4	-10.0
20113	Pembuatan sebatian bukan organik										
20121 &	Pembuatan baja	-7.6	-8.0	-6.8	-1.8	-7.7	-14.1	-10.7	-13.6	-1.0	-5.8
20129	Pembuatan produk campuran nitrogen										
20131	Pembuatan plastik dalam bentuk primer	3.5	19.3	6.4	2.1	3.3	2.4	14.6	12.2	24.2	26.5
	Industri lain	-9.0	-7.0	9.0	-10.0	-18.0	-15.8	-13.5	-3.3	-1.3	-8.5
<b>202 &amp; 203</b>	<b>Pembuatan produk kimia lain dan serat buatan manusia</b>	<b>3.2</b>	<b>3.8</b>	<b>0.3</b>	<b>3.5</b>	<b>5.9</b>	<b>3.3</b>	<b>6.2</b>	<b>4.3</b>	<b>2.1</b>	<b>2.4</b>
20210	Pembuatan racun perosak dan produk agrokimia lain	17.4	18.1	6.8	22.6	20.1	20.6	16.8	11.2	20.6	24.2
20221	Pembuatan cat, varnis dan penyadur dan mastik	16.1	7.0	7.7	18.8	24.7	14.9	12.4	12.8	3.5	-0.3
20222	Pembuatan dakwat cetak	-10.3	-18.9	-13.1	-8.3	-7.2	-12.5	-14.9	-18.0	-23.5	-19.5
20231 &	Pembuatan sabun dan bahan pencuci, penyediaan membersihkan dan mengilap	6.2	-1.7	2.9	10.7	10.7	1.5	-2.5	-2.1	-2.6	0.4
20232	Pembuatan pewangi dan penyediaan dandanan diri										
20291 &	Pembuatan plat fotografi, filem, sensitized paper dan other sensitized unexposed materials										
20292 &	Pembuatan dakwat menulis dan melukis	-4.8	9.3	-4.0	-11.3	-5.1	0.7	16.3	12.1	6.6	3.1
20299	Pembuatan produk kimia lain t.t.t.l.										
	Industri lain	-12.7	-19.0	2.6	-4.7	-18.7	-30.3	-31.7	-30.4	-9.7	5.2
<b>210</b>	<b>Pembuatan produk farmaseutikal, kimia perubatan dan botani</b>	<b>1.9</b>	<b>0.9</b>	<b>4.6</b>	<b>0.7</b>	<b>0.9</b>	<b>1.9</b>	<b>1.4</b>	<b>0.6</b>	<b>0.3</b>	<b>1.3</b>
21001	Pembuatan bahan aktif ubat-ubatan untuk digunakan oleh bidang farmakologi dalam pembuatan ubat-ubatan	-0.9	-1.0	3.9	-1.2	-2.8	-2.9	-1.7	-1.1	-0.5	-0.6
	Industri lain	13.1	7.4	7.1	7.9	14.7	21.9	13.1	6.6	3.1	7.8
<b>221</b>	<b>Pembuatan produk getah</b>	<b>-1.4</b>	<b>-0.6</b>	<b>0.5</b>	<b>-5.7</b>	<b>-1.2</b>	<b>1.1</b>	<b>1.9</b>	<b>-1.6</b>	<b>-2.6</b>	<b>0.3</b>
22111	Pembuatan tayar getah untuk kenderaan	25.7	-24.9	41.6	23.4	20.8	20.0	-10.2	-27.7	-30.7	-30.1
22112	Pembuatan bunga tayar yang boleh ditukar ganti dan tayar celup	27.3	22.0	25.3	23.6	29.3	30.6	26.6	25.1	20.9	16.4
22191 &	Pembuatan produk lain daripada getah asli atau sintetik, tidak divulkan, divulkan atau dikeraskan	4.4	7.4	6.3	3.4	0.4	7.7	5.8	5.7	6.8	10.9
22193	Pengilangan semula getah dan prosesan susu getah										
22192	Pembuatan sarung tangan getah	-8.6	3.9	-8.2	-14.8	-7.0	-3.9	5.8	2.6	1.8	5.6
22199	Pembuatan produk getah lain yang t.t.t.l.	-4.0	-9.5	-3.1	-5.4	-1.2	-6.4	-8.3	-8.5	-11.4	-9.7
<b>222</b>	<b>Pembuatan produk plastik</b>	<b>2.7</b>	<b>2.3</b>	<b>8.0</b>	<b>2.3</b>	<b>-0.3</b>	<b>1.1</b>	<b>0.7</b>	<b>1.6</b>	<b>3.6</b>	<b>3.3</b>
22201 &	Pembuatan produk plastik separa siap	0.9	-8.6	14.0	1.7	-3.8	-6.7	-9.6	-9.8	-9.5	-5.4
22202	Pembuatan produk plastik siap										
22203	Pembuatan artikel plastik untuk pembungkusan barangan	19.5	3.9	36.8	27.4	15.6	1.9	-4.1	-3.7	8.8	16.3
22204	Pembuatan barangan plastik jurubina	17.5	-0.2	16.9	25.8	15.9	11.4	6.7	-7.9	-2.2	3.6
22205	Pembuatan pinggan mangkuk, peralatan dapur dan barangan tandas daripada plastik	-2.3	9.4	-1.7	-1.9	-4.1	-1.5	2.2	5.3	11.1	19.1
22209	Pembuatan pelbagai produk plastik t.t.t.l.	-6.8	11.6	-13.7	-14.6	-7.6	9.6	17.8	20.7	11.5	-1.1
<b>231 (23101 &amp; 23102 &amp; 23109)</b>	<b>Pembuatan kaca dan produk kaca</b>	<b>3.6</b>	<b>2.5</b>	<b>9.5</b>	<b>6.4</b>	<b>3.1</b>	<b>-3.8</b>	<b>0.1</b>	<b>6.5</b>	<b>3.6</b>	<b>0.0</b>

2024												2025		Group Description/Period
Jan.	Feb.	Mar.	Apr.	Mei	Jun	Jul.	Ogo.	Sep.	Okt.	Nov.	Dis.	Jan.	Feb.	
4.3	1.7	1.8	3.4	3.3	3.4	4.0	1.6	1.3	0.4	0.3	1.2	1.3		<b>Manufacture of products of wood, cork, straw and plaiting materials</b>
7.9	2.5	1.2	6.4	6.6	7.5	6.5	4.6	4.5	1.6	1.1	0.5	0.7		Manufacture of veneer sheets and plywood
5.2	5.4	8.4	-2.6	-1.1	-0.9	-8.5	-14.3	-10.0	-9.5	-10.5	-12.4	-13.4		Manufacture of particle board and fibreboard
-7.4	-7.1	-5.8	-4.8	-4.4	-4.6	4.0	1.4	-0.1	3.6	3.6	17.6	17.9		Manufacture of builders' carpentry
9.7	8.5	7.6	12.4	8.4	6.5	8.0	7.6	4.1	1.8	4.1	-3.7	-3.6		Other industry
2.3	0.3	0.8	0.4	0.3	0.6	1.0	0.4	0.1	0.5	0.7	0.4	0.3		<b>Manufacture of paper and paper products</b>
-3.4	-9.0	-2.6	1.4	8.1	2.8	-2.8	-5.0	-3.6	-3.8	-4.5	-3.9	-7.1		Manufacture of pulp, paper and paperboard
4.6	4.3	4.2	1.4	-1.5	1.9	-2.8	0.3	-0.8	-1.0	-1.2	-0.9	3.1		Manufacture of corrugated paper and paperboard and of containers of paper and paperboard
3.2	1.0	4.3	2.7	2.0	2.8	6.7	22.7	14.2	13.0	9.4	10.3	8.2		Manufacture of envelopes and letter-card
6.3	-0.9	-1.7	1.4	4.6	2.3	19.2	4.5	4.9	6.0	5.9	6.1	-3.8		Manufacture of household and personal hygiene paper
-11.5	-9.3	-9.8	-10.3	-10.6	-11.2	-6.5	-6.9	-1.8	-2.7	-0.9	-1.5	4.0		Manufacture of gummed or adhesive paper in strips or rolls and labels and wall paper
6.7	7.4	5.6	3.8	4.0	2.2	-0.6	2.1	-1.7	1.8	3.9	-0.04	-1.1		Other industry
0.1	8.9	5.8	6.3	5.2	6.3	7.1	4.8	2.9	3.6	4.4	2.5	2.4		<b>Printing, service activities related to printing and reproduction of recorded media</b>
-0.02	9.7	6.3	6.0	4.7	6.2	6.6	3.5	1.3	2.0	2.6	0.9	0.5		Printing
0.7	4.9	3.1	8.0	8.1	7.0	10.3	12.2	11.9	12.4	14.2	11.9	12.1		Service activities related to printing
														Reproduction of recorded media
0.1	1.8	0.6	0.4	-1.1	1.2	1.9	0.5	0.2	1.1	2.6	1.7	1.8		<b>Manufacture of refined petroleum products</b>
-7.7	-10.6	-13.8	-10.1	-8.2	-9.5	-7.1	-0.6	-0.9	-1.5	0.6	0.7	-0.5		<b>Manufacture of basic chemicals, fertilizer and nitrogen compounds, plastics and synthetic rubber in primary forms</b>
9.9	-10.5	-14.9	-9.1	-8.7	-8.4	-6.9	-9.7	0.2	-13.6	-12.1	-7.7	14.7		Manufacture of liquefied or compressed inorganic industrial or medical gases
														Manufacture of basic organic chemicals
-23.0	-22.6	-25.1	-19.1	-19.1	-21.9	-22.0	-14.4	-15.4	-11.5	-8.9	-9.7	-5.3		Manufacture of inorganic compounds
														Manufacture of fertilizers
-13.4	-10.9	-7.8	-13.2	-13.5	-14.1	-7.6	6.6	-1.9	-3.8	-4.5	-9.2	-7.6		Manufacture of associated nitrogen products
22.1	15.5	7.2	7.8	13.1	15.8	20.0	26.9	25.8	25.0	26.3	28.1	3.2		Manufacture of plastics in primary forms
-12.5	-13.5	-14.5	-2.4	-4.3	-3.4	3.8	-1.8	-5.5	-14.9	-3.2	-7.2	-3.8		Other industry
2.7	6.6	9.3	7.3	2.1	3.6	2.0	2.2	2.0	2.5	2.2	2.6	2.5		<b>Manufacture of other chemical products and man-made fibres</b>
20.1	20.7	11.0	11.0	11.3	11.4	11.0	31.3	21.0	25.2	24.4	23.1	38.5		Manufacture of pesticides and other agrochemical products
9.5	13.7	13.9	13.4	10.5	14.4	14.2	0.3	-3.3	-4.3	1.8	1.7	2.7		Manufacture of paints, varnishes and similar coatings ink and mastics
-15.7	-11.0	-17.9	-10.1	-23.9	-20.0	-22.9	-25.1	-22.4	-23.4	-22.9	-12.2	-6.4		Manufacture of printing ink
														Manufacture of soap and detergents, cleaning and polishing preparations
-5.8	-5.1	3.3	-3.9	-1.4	-0.8	-3.1	-3.4	-1.2	2.0	-1.1	0.3	0.8		Manufacture of perfumes and toilet preparations
														Manufacture of photographic plates, films, sensitized paper and other sensitized unexposed materials
8.7	18.8	22.5	21.7	6.8	7.5	6.0	6.8	7.1	4.0	3.6	1.8	-6.1		Manufacture of writing and drawing ink
														Manufacture of other chemical products n.e.c.
-32.4	-33.2	-29.1	-29.9	-31.3	-29.9	-28.2	-1.5	8.5	8.2	4.4	3.0	5.8		Other industry
1.4	0.8	1.9	0.7	0.3	0.9	0.3	0.5	0.2	0.5	1.6	1.9	1.4		<b>Manufacture of pharmaceuticals, medicinal chemical and botanical products</b>
-1.1	-2.1	-2.0	-2.1	-1.0	0.1	-0.4	-0.3	-0.9	0.5	0.1	-2.1	-4.8		Manufacture of medicinal active substances to be used for their pharmacological properties in the manufacture of medicaments
11.2	11.6	16.6	11.4	5.0	3.5	2.2	3.2	3.8	0.5	6.4	17.0	22.8		Other industry
5.2	0.9	-0.3	-2.0	-1.8	-1.0	-4.4	-3.8	0.4	0.7	0.1	0.2	3.8		<b>Manufacture of rubber products</b>
-1.5	-13.7	-16.2	-31.4	-29.1	-22.6	-30.8	-30.3	-31.1	-31.5	-29.4	-29.4	-18.3		Manufacture of rubber tyres for vehicles
32.1	23.9	24.4	26.9	24.4	24.2	25.1	19.9	17.9	17.2	15.1	16.8	30.1		Manufacture of interchangeable tyre treads and retreading rubber tyres
														Manufacture of other products of natural or synthetic rubber, unvulcanized, vulcanized or hardened
12.1	0.5	4.9	1.5	6.7	9.2	6.5	5.7	8.2	10.3	10.1	12.3	23.3		Rubber remilling and latex processing
7.9	5.0	4.7	5.0	1.1	2.0	-2.1	-0.3	8.1	8.0	5.5	3.2	5.2		Manufacture of rubber gloves
-7.7	-3.5	-13.4	-8.8	-5.3	-11.5	-10.7	-10.8	-12.8	-13.2	-10.1	-5.5	-14.0		Manufacture of other rubber products n.e.c.
0.9	1.6	-0.4	0.8	2.1	2.0	4.5	3.9	2.5	3.1	3.7	3.2	1.1		<b>Manufacture of plastics products</b>
														Manufacture of semi-manufactures of plastic products
-9.9	-10.1	-8.8	-10.6	-9.0	-9.7	-9.8	-9.6	-9.1	-6.3	-6.2	-3.8	-1.5		Manufacture of finished plastic products
-0.7	0.2	-10.5	-3.5	-3.4	-4.3	0.6	13.4	13.7	17.6	17.7	13.8	15.5		Manufacture of plastic articles for the packing of goods
12.5	3.4	4.5	-0.8	-13.9	-8.5	-4.7	-5.0	3.3	4.8	5.9	0.4	-0.05		Manufacture of builders' plastics ware
1.3	1.7	3.5	3.7	5.9	6.4	10.0	11.7	11.5	12.7	22.4	22.5	-7.7		Manufacture of plastic tableware, kitchenware and toilet articles
15.6	18.4	19.5	18.8	21.7	21.8	23.4	8.8	3.5	-0.6	-0.8	-1.8	-6.1		Manufacture of diverse plastic products n.e.c.
-5.5	0.05	6.3	8.3	5.4	5.8	5.1	4.5	1.3	0.4	1.8	-2.2	-3.2		<b>Manufacture of glass and glass products</b>

Jadual Table **1.6b** : Gaji dan Upah yang Dibayar Sektor Pembuatan Mengikut Kumpulan: Perubahan Peratusan Tahunan  
 : *Salaries and Wages Paid of Manufacturing Sector by Group: Annual Percentage Change*

Kod Kumpulan Group code	Keterangan Kumpulan/Tempoh			2023				2024			
		2023	2024	Q1	Q2	Q3	Q4	Q1	Q2	Q3	Q4
<b>239</b>	<b>Pembuatan pengeluaran galian bukan logam t.t.t.l.</b>	<b>2.2</b>	<b>3.6</b>	<b>0.1</b>	<b>0.1</b>	<b>2.7</b>	<b>5.8</b>	<b>6.3</b>	<b>3.9</b>	<b>2.2</b>	<b>2.3</b>
23911	Pembuatan mortar refraktori dan konkrit &										
23921	Pembuatan seramik bukan refraktori	2.9	8.4	1.1	2.9	3.3	4.2	17.7	7.8	3.4	5.8
23930	Pembuatan produk porselin dan seramik lain	-14.1	3.2	-15.2	-18.1	-12.5	-10.3	-9.0	1.9	10.0	9.7
23941	Pembuatan simen hidraulik	5.6	-16.5	5.1	7.1	6.9	3.2	-8.0	-18.4	-18.7	-21.0
23951	Pembuatan konkrit dan mortar siap bancuh dan banchuan kering	-3.8	8.4	-3.4	-6.7	-5.2	-0.01	7.8	9.0	6.6	10.3
23952	Pembuatan konkrit pratuangan, simen atau artikel batu buatan yang digunakan dalam pembinaan;										
23953	& Pembuatan komponen struktur pasang siap untuk bangunan atau kejuruteraan awam dari simen, batu atau konkrit buatan	5.1	2.2	0.9	3.3	6.5	9.7	5.6	2.6	1.0	-0.2
23959	& Pembuatan artikel konkrit, simen dan plaster lain t.t.t.l.										
23990	Pembuatan produk mineral bukan logam lain t.t.t.l. Industri lain	9.8	8.0	6.1	6.5	11.2	15.0	11.2	9.1	6.8	5.2
		-1.9	4.4	-1.0	-4.7	-2.9	0.9	6.2	5.8	3.1	2.6
<b>241</b> ( <b>24101 &amp; 24102 &amp; 24103 &amp; 24104 &amp; 24109</b> )	<b>Pembuatan besi dan keluli asas</b>	<b>1.2</b>	<b>-0.04</b>	<b>1.5</b>	<b>0.7</b>	<b>1.9</b>	<b>0.5</b>	<b>-0.1</b>	<b>-0.8</b>	<b>0.3</b>	<b>0.5</b>
<b>242</b> ( <b>24201 &amp; 24202 &amp; 24209</b> )	<b>Pembuatan logam asas berharga dan logam bukan ferus lain</b>	<b>5.1</b>	<b>8.4</b>	<b>7.9</b>	<b>7.9</b>	<b>3.1</b>	<b>1.6</b>	<b>4.2</b>	<b>10.4</b>	<b>11.4</b>	<b>7.9</b>
<b>243</b>	<b>Pengacuan logam</b>	<b>-4.3</b>	<b>-0.6</b>	<b>-3.7</b>	<b>-2.0</b>	<b>-6.8</b>	<b>-4.9</b>	<b>0.7</b>	<b>-1.4</b>	<b>1.5</b>	<b>-3.1</b>
<b>251 &amp; 252</b>	<b>Pembuatan produk struktur logam, tangki, takungan, penjana wap, senjata dan peluru</b>	<b>4.8</b>	<b>4.2</b>	<b>4.1</b>	<b>6.0</b>	<b>6.2</b>	<b>2.9</b>	<b>6.7</b>	<b>2.5</b>	<b>4.8</b>	<b>2.8</b>
25113	Pembuatan pintu, tingkap dan bingkai, penutup tingkap dan pintu pagar daripada logam &	5.9	-3.0	5.7	9.2	9.3	-0.3	-2.6	-5.3	-3.2	-1.0
25119	Pembuatan produk struktur logam lain										
25120	Pembuatan tangki, takungan dan kontena daripada logam Industri lain	3.5	16.4	1.3	2.5	2.4	7.8	22.1	15.3	17.7	10.9
		4.0	-2.0	6.0	3.5	5.2	1.6	1.8	-1.6	-0.2	-7.7
<b>259</b>	<b>Pembuatan lain-lain produk yang direka daripada logam; aktiviti perkhidmatan kerja logam</b>	<b>5.8</b>	<b>8.0</b>	<b>4.1</b>	<b>4.4</b>	<b>6.2</b>	<b>8.4</b>	<b>7.5</b>	<b>11.4</b>	<b>8.8</b>	<b>4.6</b>
25910	Tempaan, tekanan, hentakan dan bentuk gelekkan logam; serbuk metalurgi	-1.4	6.4	-5.0	-5.3	0.8	4.2	3.9	6.2	7.0	8.2
25920	Rawatan dan penyalutan logam; menggunakan mesin	-4.8	2.3	-2.9	-4.7	-5.0	-6.6	1.1	3.8	-0.6	4.7
25991	Pembuatan tin untuk produk makanan dan minuman, tiub dan kotak boleh dilipat	16.8	13.5	19.8	16.7	16.5	14.7	16.2	20.5	13.2	5.9
25992	Pembuatan kabel, plaited bands (jalur/pita berpintal) dan artikel seumpamanya daripada logam &	10.2	11.7	5.1	12.6	10.4	13.0	17.3	16.7	12.9	0.7
25993	Pembuatan bolt, skru, nat dan produk uliran seumpamanya										
25994	Pembuatan barangan rumah daripada logam	0.3	7.1	1.2	-5.3	-1.0	6.6	9.9	10.4	4.5	3.9
25999	Pembuatan produk lain yang direka daripada logam t.t.t.l. Industri lain	5.7	6.5	10.3	2.3	3.2	6.9	-0.6	11.6	9.2	6.6
		13.4	-0.01	-10.2	11.7	27.2	32.5	2.4	-4.1	1.8	-0.1
<b>261</b>	<b>Pembuatan komponen dan papan elektronik</b>	<b>0.4</b>	<b>-7.4</b>	<b>1.5</b>	<b>3.2</b>	<b>-1.2</b>	<b>-1.7</b>	<b>-7.5</b>	<b>-8.6</b>	<b>-6.7</b>	<b>-7.0</b>
26101	Pembuatan diod, transistor dan alatan semikonduktor yang seumpamanya &	0.6	-4.4	1.2	1.1	0.9	-0.8	-5.0	-7.3	-3.4	-1.7
26102	Pembuatan litar elektronik bersepadu dengan pemasangan mikro										
26103	Pembuatan kapasitor dan perintang elektrik &										
26104	Pembuatan papan litar bercetak &	0.3	-14.6	2.3	7.9	-5.2	-3.6	-13.3	-12.1	-15.2	-17.9
26105	Pembuatan komponen paparan										
26109	Pembuatan komponen lain untuk aplikasi elektronik	-0.9	0.04	-0.7	0.9	-4.3	0.3	2.0	-0.4	3.0	-4.4
<b>262</b> ( <b>26201 &amp; 26202</b> )	<b>Pembuatan komputer dan kelengkapan peranti</b>	<b>3.1</b>	<b>12.4</b>	<b>0.9</b>	<b>0.9</b>	<b>4.7</b>	<b>5.9</b>	<b>5.1</b>	<b>5.8</b>	<b>18.1</b>	<b>19.7</b>
<b>263/26300</b>	<b>Pembuatan peralatan komunikasi</b>	<b>-0.7</b>	<b>1.9</b>	<b>8.7</b>	<b>0.8</b>	<b>-4.8</b>	<b>-7.1</b>	<b>-6.1</b>	<b>1.9</b>	<b>6.9</b>	<b>5.8</b>
<b>264/26400</b>	<b>Pembuatan peralatan elektronik pengguna</b>	<b>-0.2</b>	<b>-24.7</b>	<b>-0.1</b>	<b>-4.9</b>	<b>-1.2</b>	<b>5.1</b>	<b>-5.5</b>	<b>-20.1</b>	<b>-40.8</b>	<b>-30.9</b>
<b>265</b>	<b>Pembuatan kelengkapan mengukur, menguji, memandu arah dan kawalan; jam tangan dan jam</b>	<b>21.3</b>	<b>20.8</b>	<b>20.8</b>	<b>29.5</b>	<b>23.7</b>	<b>12.9</b>	<b>26.5</b>	<b>26.5</b>	<b>14.5</b>	<b>17.2</b>
26511	Pembuatan kelengkapan mengukur, menguji, memandu arah dan kawalan &	22.4	22.2	22.2	31.3	24.6	13.5	28.5	27.7	15.8	18.6
26512	Pembuatan kelengkapan kawalan proses perindustrian										
26520	Pembuatan jam tangan dan jam dan bahagiannya	6.8	-0.4	6.6	6.1	11.3	3.1	2.4	6.2	-4.4	-5.2
<b>266/26600</b>	<b>Pembuatan peralatan penyinaran, perubahan elektro dan elektroterapeutik</b>	<b>-1.2</b>	<b>7.6</b>	<b>7.2</b>	<b>4.3</b>	<b>-8.0</b>	<b>-7.8</b>	<b>2.5</b>	<b>-1.8</b>	<b>16.8</b>	<b>14.7</b>

2024												2025		Group Description/Period
Jan.	Feb.	Mar.	Apr.	Mei	Jun	Jul.	Ogo.	Sep.	Okt.	Nov.	Dis.	Jan.	Feb.	
5.9	6.9	6.1	6.1	3.0	2.6	3.2	2.8	0.7	2.7	2.1	2.0	3.3		<b>Manufacture of non-metallic mineral products</b>
														Manufacture of refractory mortars and concretes
15.0	19.8	18.2	13.5	7.1	3.1	3.0	3.3	3.8	2.8	6.5	8.0	-0.9		Manufacture of non-refractory ceramic
-24.3	0.7	1.5	0.5	2.4	2.9	7.1	11.0	11.8	11.1	7.9	10.2	17.9		Manufacture of other porcelain and ceramic products
1.7	-13.3	-13.2	-16.7	-19.1	-19.2	-10.9	-21.5	-23.8	-19.6	-20.8	-22.5	-19.9		Manufacture of hydraulic cement
6.2	6.1	11.1	11.1	7.9	8.1	7.7	6.6	5.5	9.2	9.4	12.3	16.6		Manufacture of ready-mix and dry-mix concrete and mortars
														Manufacture of precast concrete, cement or artificial stone articles for use in construction
5.9	6.5	4.5	3.7	2.1	2.2	0.9	2.7	-0.6	2.5	-1.2	-1.8	0.2		Manufacture of prefabricated structural components for building or civil engineering of cement, concrete or artificial stone
														Manufacture of other articles of concrete, cement and plaster n.e.c.
13.5	13.3	7.0	13.6	6.2	8.0	7.9	8.4	4.3	4.7	7.2	3.8	2.7		Manufacture of other non-metallic mineral products n.e.c.
4.3	7.3	7.0	7.7	7.4	2.2	6.2	1.6	1.7	0.7	3.6	3.6	7.1		Other industry
2.2	-2.3	-0.4	0.1	-2.0	-0.5	-0.3	0.1	1.1	0.0	1.1	0.4	-3.9		<b>Manufacture of basic iron and steel</b>
3.3	4.1	5.3	11.2	10.1	10.0	11.6	11.1	11.4	7.5	6.9	9.4	9.0		<b>Manufacture of basic precious and other non-ferrous metals</b>
-1.1	5.3	-2.0	2.8	-3.0	-4.2	2.4	2.2	-0.1	-1.1	-2.6	-5.4	-1.6		<b>Casting of metals</b>
9.8	6.2	4.2	1.6	2.8	3.2	4.5	6.0	4.0	5.0	3.3	0.2	2.2		<b>Manufacture of structural metal products, tanks, reservoirs , steam generators , weapons and ammunition</b>
3.7	-5.8	-5.7	-6.4	-5.3	-4.2	-4.6	-1.1	-3.7	0.2	-1.0	-2.0	1.3		Manufacture of metal doors, windows and their frames, shutters and gates
														Manufacture of other structural metal products
22.6	22.7	20.9	14.3	16.0	15.6	18.8	17.2	17.2	16.1	12.8	4.9	3.3		Manufacture of tanks, reservoirs and containers of metal
-2.2	8.7	-1.0	-1.7	-1.6	-1.7	0.4	2.9	-4.1	-8.1	-7.9	-7.1	2.6		Other industry
8.0	6.3	8.0	11.9	11.0	11.3	9.7	9.1	7.6	5.3	4.4	4.1	5.1		<b>Manufacture of other fabricated metal products; metal working service activities</b>
2.8	2.9	6.0	6.3	6.4	6.0	6.0	7.4	7.6	8.4	8.9	7.3	11.6		Forging, pressing, stamping and roll-forming of metal; powder metallurgy
-0.6	-0.1	4.1	5.6	6.0	-0.1	-0.3	-0.7	-0.9	11.7	4.5	-0.9	-0.7		Treatment and coating of metals; machining
16.0	17.2	15.4	20.1	20.8	20.7	23.8	11.5	5.6	5.9	3.1	8.6	8.6		Manufacture of tins and cans for food products, collapsible tubes and boxes
														Manufacture of metal cable, plaited bands and similar articles
18.1	16.0	17.9	19.4	13.4	17.4	12.7	14.4	11.5	1.7	0.5	0.1	0.8		Manufacture of bolts, screws, nuts and similar threaded products
8.5	12.4	8.8	8.4	12.7	10.2	4.9	4.1	4.3	5.9	4.6	1.2	7.6		Manufacture of metal household articles
-1.2	-1.1	0.4	11.3	11.9	11.6	8.6	9.5	9.6	4.9	7.7	7.3	7.3		Manufacture of any other fabricated metal products n.e.c.
27.8	-8.2	-8.1	-7.9	-3.8	-0.4	1.7	1.7	1.8	1.5	-0.8	-1.0	-1.6		Other industry
-4.7	-8.6	-9.0	-10.5	-8.3	-7.0	-6.6	-6.6	-6.8	-7.2	-6.2	-7.6	-7.0		<b>Manufacture of electronic components and boards</b>
-3.2	-4.8	-7.0	-9.0	-7.6	-5.3	-4.1	-2.9	-3.1	-2.9	-0.6	-1.7	-1.2		Manufacture of diodes, transistors and similar semiconductor devices
														Manufacture of electronic integrated circuits micro assemblies
														Manufacture of electrical capacitors and resistors
-8.8	-16.7	-14.3	-14.8	-10.4	-11.3	-14.4	-16.4	-14.7	-16.4	-17.4	-19.7	-17.7		Manufacture of printed circuit boards
														Manufacture of display components
5.5	-0.1	0.7	0.4	-0.1	-1.6	7.7	6.9	-5.4	-5.2	-3.6	-4.2	-15.2		Manufacture of other components for electronic applications
6.6	2.9	5.8	2.5	0.8	14.8	15.6	18.2	20.5	21.0	18.7	19.5	18.8		<b>Manufacture of computers and peripheral equipment</b>
-9.5	-3.0	-5.6	-3.6	6.7	2.9	14.1	0.7	6.4	6.2	5.6	5.9	15.1		<b>Manufacture of communication equipment</b>
5.7	-2.9	-19.0	-18.3	-17.2	-24.8	-40.8	-40.6	-41.0	-32.2	-32.3	-28.1	-28.4		<b>Manufacture of consumer electronics</b>
22.9	27.8	28.6	25.2	23.2	30.6	28.5	8.7	6.5	16.8	16.4	18.1	21.0		<b>Manufacture of measuring, testing, navigating and control equipment; watches and clocks</b>
														Manufacture of measuring, testing, navigating and control equipment
25.0	29.7	30.4	26.8	24.1	31.8	30.7	9.6	7.3	18.3	17.6	19.6	22.9		Manufacture of industrial process control equipment
-0.4	3.8	4.0	1.6	8.8	8.3	-3.9	-4.6	-4.6	-6.1	-2.4	-7.2	-6.6		Manufacture of watches and clocks and parts
1.7	1.2	4.8	-4.8	3.7	-4.2	16.0	14.5	20.0	19.6	19.9	5.9	-6.1		<b>Manufacture of irradiation, electromedical and electrotherapeutic equipment</b>

Jadual Table **1.6b** : Gaji dan Upah yang Dibayar Sektor Pembuatan Mengikut Kumpulan: Perubahan Peratusan Tahunan  
 : *Salaries and Wages Paid of Manufacturing Sector by Group: Annual Percentage Change*

Kod Kumpulan Group code	Keterangan Kumpulan/Tempoh	2023		2024		2023		2024			
		2023	2024	Q1	Q2	Q3	Q4	Q1	Q2	Q3	Q4
267 ( 26701 & 26702 ) & 268 (26800)	Pembuatan peralatan optikal, kelengkapan fotografi, media magnetik dan optikal	-0.1	5.6	3.1	-6.8	-1.8	5.5	10.7	6.2	3.1	2.6
271	Pembuatan motor elektrik, penjana, transformer dan perkakasan pengagihan dan pengawalan elektrik	-0.4	3.1	-1.7	3.9	-1.2	-2.3	-1.9	7.4	5.9	1.5
	27101 Pembuatan motor elektrik, penjana dan transformer	3.2	7.3	2.5	0.6	2.0	7.8	10.8	5.9	9.2	3.7
	27102 Pembuatan perkakasan pengagihan dan pengawalan elektrik	-2.7	0.4	-3.9	6.1	-3.3	-8.5	-9.1	8.4	3.6	-0.1
272/ 27200	Pembuatan bateri dan akumulator	14.2	8.3	14.8	15.6	16.0	10.8	5.7	19.6	9.7	-1.2
273	Pembuatan pendawaian dan peranti pendawaian	-5.6	-13.8	2.0	-1.6	-6.3	-15.9	-15.8	-17.2	-14.4	-7.0
	27310 Pembuatan kabel gantian optikal	10.4	4.5	11.8	26.8	9.4	-2.2	3.8	4.4	3.4	6.4
	27320 Pembuatan wayar dan kabel elektronik dan elektrik lain	-6.4	-16.4	2.5	-2.9	-7.2	-17.3	-18.2	-20.4	-17.1	-9.0
	27330 Pembuatan alatan pendawaian pembawa dan bukan pembawa arus untuk litar elektrik (tanpa mengira jenis bahan)	-20.1	12.0	-26.6	-21.1	-18.6	-13.0	10.8	15.9	11.5	9.7
274/ 27400	Pembuatan kelengkapan pencahayaan elektrik	0.6	15.9	-1.3	-2.3	2.2	3.1	14.3	22.7	16.2	11.7
275/ 27500	Pembuatan perkakasan domestik	-9.3	-11.7	-24.1	-17.3	1.1	9.7	1.9	-16.5	-19.7	-11.5
279/ 27900	Pembuatan kelengkapan elektrik lain	12.4	15.4	30.3	14.1	7.6	1.4	0.3	20.4	20.8	20.9
281 & 282	Pembuatan jentera kegunaan umum dan kegunaan khas	0.6	-0.7	2.3	0.9	0.2	-0.9	-1.5	-2.5	-0.7	1.6
	28120 Pembuatan alat-alat kuasa bendalir &	3.7	-29.7	1.5	6.7	4.8	2.1	-31.0	-34.1	-31.6	-22.7
	28130 Pembuatan pam, pemampat, kepala paip dan injap lain										
	28180 Pembuatan alatan tangan yang menggunakan kuasa dilengkapkan dengan motor elektrik atau bukan motor elektrik atau pneumatik &	-2.2	-0.5	-3.2	-0.1	-2.0	-3.3	-1.8	-6.9	-0.7	6.8
	28220 Pembuatan jentera pembentukan logam dan alatan mesin										
	28192 Pembuatan mesin penyaman udara, termasuk untuk kenderaan bermotor	-14.3	1.9	2.6	-12.2	-22.2	-23.9	-2.0	1.7	2.0	6.6
	28290 Pembuatan lain-lain mesin bertujuan khas t.t.t.l. Industri lain	-2.3	-4.1	-4.5	4.5	0.4	-9.0	-12.0	-10.8	1.5	7.6
		8.1	4.3	7.0	4.3	9.5	11.6	6.4	6.3	3.6	1.0
291 ( 29101 & 29102 )	Pembuatan kenderaan bermotor	-3.7	-8.5	-5.4	-5.8	-0.9	-2.7	-3.5	-11.3	-11.1	-8.2
292/ 29200	Pembuatan kerangka (coachwork) untuk kenderaan bermotor; pembuatan treler dan semi treler	16.6	4.6	25.5	6.5	15.0	20.0	9.3	10.9	2.5	-2.9
293/ 29300	Pembuatan alat ganti dan aksesori untuk kenderaan bermotor	4.2	6.3	0.4	7.0	5.3	4.0	2.6	7.2	8.7	6.9
301 ( 30110 & 30120 )	Pembinaan kapal dan bot	11.0	16.8	2.8	7.4	13.4	21.3	17.2	17.3	18.2	14.7
302, 303, 304 & 309	Pembuatan lokomotif keretapi, rolling stock, kapal angkasa dan udara, jentera berkaitan, kenderaan tempur ketenteraan, dan kelengkapan pengangkutan t.t.t.l.	-0.3	1.0	2.3	-0.2	-2.4	-0.7	-1.0	1.0	1.6	2.7
	30910 Pembuatan motosikal	0.04	3.21	-0.4	-2.9	-1.4	5.3	2.3	2.8	1.9	5.8
	30920 Pembuatan basikal dan invalid carriages Industri lain	-12.5	-18.6	3.4	0.2	-21.2	-31.0	-30.9	-25.8	-4.5	-6.7
		6.2	5.3	8.8	7.0	6.0	3.1	7.7	11.1	3.7	-1.1
310	Pembuatan perabot	5.1	1.1	3.8	4.2	6.1	6.4	1.7	1.4	0.7	0.6
	31001 Pembuatan perabot kayu dan rotan Industri lain	8.2	0.9	6.9	8.9	8.8	8.3	2.9	0.9	-0.4	0.2
		-6.8	1.8	-7.8	-12.8	-4.5	-1.4	-3.8	3.3	5.8	2.3
321 ( 32110 & 32120 )	Pembuatan barang kemas, bijouterie dan artikel berkaitan	-1.7	2.7	-0.9	-3.3	-0.8	-1.7	-0.2	9.0	4.6	-2.0
322, 325 & 329	Pembuatan instrumen muzik, peralatan dan bekalan perubatan dan pergigian dan pembuatan lain t.t.t.l.	0.7	7.4	-3.4	-0.3	0.5	6.0	6.9	5.8	6.9	9.7
	32901 Pembuatan alat tulis Industri lain	-3.6	3.6	-6.7	-8.4	0.8	0.3	0.1	0.6	4.3	9.2
		1.8	8.3	-2.6	2.0	0.5	7.5	8.7	7.1	7.6	9.8
323/ 32300	Pembuatan barangan sukan	-4.6	-16.6	5.2	1.9	-8.9	-16.2	-17.1	-18.1	-14.8	-15.9
324/ 32400	Pembuatan permainan dan mainan	11.5	-8.0	17.4	21.7	5.0	4.3	-13.6	-5.7	-5.0	-7.9
331 & 332	Pembaikan pemasangan produk logam, jentera, kelengkapan dan pemasangan jentera perindustrian dan kelengkapan	6.7	0.9	7.5	7.4	8.5	3.6	0.9	0.9	1.1	0.8
	33150 Pembaikan dan penyelenggaraan kelengkapan pengangkutan kecuali motosikal dan basikal Industri lain	13.3	-2.1	16.1	12.2	9.7	14.8	7.2	10.8	-4.9	-20.0
		4.9	1.8	5.2	6.2	8.2	0.4	-0.9	-1.8	2.7	7.5
<b>Jumlah Pembuatan</b>		<b>3.5</b>	<b>1.5</b>	<b>4.3</b>	<b>3.6</b>	<b>3.0</b>	<b>2.9</b>	<b>1.2</b>	<b>1.4</b>	<b>1.7</b>	<b>1.7</b>

2024												2025		Group Description/Period
Jan.	Feb.	Mar.	Apr.	Mei	Jun	Jul.	Ogo.	Sep.	Okt.	Nov.	Dis.	Jan.	Feb.	
7.4	13.9	10.9	8.5	5.5	4.5	5.9	1.9	1.6	1.9	0.5	5.3	-6.4	2.3	<b>Manufacture of optical instruments, photographic equipment, magnetic and optical media</b>
-2.2	0.1	-3.7	4.4	8.1	9.5	7.2	4.9	5.5	3.8	0.9	-0.1	2.3	2.7	<b>Manufacture of electric motors, generators, transformers and electricity distribution and control apparatus</b>
8.9	9.8	14.0	1.8	8.3	7.4	13.0	7.3	7.6	3.9	3.7	3.6	2.7	2.0	Manufacture of electric motors, generators and transformers
-8.9	-5.3	-12.9	6.2	8.0	10.9	3.6	3.3	4.0	3.7	-1.3	-2.3	2.0	0.3	Manufacture of electricity distribution and control apparatus
1.7	8.0	7.1	18.0	16.5	24.7	12.8	8.7	7.8	4.1	-1.2	-6.5	0.3	0.3	<b>Manufacture of batteries and accumulators</b>
-15.9	-17.7	-13.6	-19.2	-13.0	-19.5	-10.9	-15.3	-17.1	-9.0	-11.9	0.3	-5.5	9.3	<b>Manufacture of wiring and wiring devices</b>
4.1	3.1	4.2	7.2	-0.03	6.5	6.3	2.3	1.8	-2.2	13.2	8.9	9.3	9.3	Manufacture of fibre optic cables
-18.3	-20.4	-15.8	-23.1	-15.1	-23.0	-13.5	-17.8	-19.9	-10.4	-15.2	-1.1	-7.1	-7.1	Manufacture of other electronic and electric wires and cables
8.7	15.5	8.1	28.6	9.4	11.5	16.5	8.6	9.7	9.6	8.6	11.0	-2.5	-2.5	Manufacture of current-carrying and non current-carrying wiring devices for electrical circuits regardless of material
8.3	8.5	28.5	20.7	25.3	22.0	23.1	14.2	11.6	11.4	15.5	9.0	10.3	10.3	<b>Manufacture of electric lighting equipment</b>
3.8	-0.7	2.7	-2.1	-21.6	-21.3	-22.1	-17.3	-19.9	-16.0	-11.0	-7.5	-15.5	-15.5	<b>Manufacture of domestic appliances</b>
3.9	-5.8	2.8	20.5	19.7	20.8	16.9	22.1	23.2	16.2	28.9	18.3	17.5	17.5	<b>Manufacture of other electrical equipment</b>
-1.7	-1.3	-1.6	-1.7	-3.0	-2.7	0.2	-1.9	-0.3	1.2	1.8	1.9	0.8	0.8	<b>Manufacture of general-purpose and special-purpose machinery</b>
-29.6	-30.2	-33.1	-35.7	-33.3	-33.4	-32.6	-32.4	-29.7	-20.9	-21.0	-25.6	-14.3	-14.3	Manufacture of fluid power equipment
-0.9	4.7	-8.8	-6.7	-6.1	-7.9	-2.1	-4.3	4.3	7.3	2.8	10.2	15.4	15.4	Manufacture of other pumps, compressors, taps and valves
-4.5	-0.7	-0.8	1.0	1.2	2.9	2.3	1.8	2.0	2.4	8.6	8.5	4.9	4.9	Manufacture of power-driven hand tools with self-contained electric or non-electric motor or pneumatic drives
-9.4	-17.1	-9.2	-9.2	-12.9	-10.4	-10.4	8.6	8.5	8.8	10.6	3.8	-14.6	-14.6	Manufacture of metal-forming machinery and machine tools
5.3	5.2	9.0	7.5	5.3	6.0	9.7	1.2	0.4	0.4	1.4	1.3	-0.9	-0.9	Manufacture of air-conditioning machines, including for motor vehicles
-2.0	-3.2	-5.5	-10.7	-10.8	-12.2	-12.5	-11.1	-9.7	-10.9	-10.6	-3.5	-13.5	-13.5	Manufacture of other special-purpose machinery
8.5	9.1	10.5	12.1	9.6	11.1	12.5	0.5	-4.0	-3.4	-1.5	-3.8	-1.4	-1.4	Other industry
3.6	2.7	1.4	8.0	7.2	6.3	7.5	9.8	8.8	9.8	7.3	3.7	7.9	7.9	<b>Manufacture of motor vehicles</b>
23.8	16.9	12.0	18.3	16.1	17.5	18.3	18.4	18.0	18.6	11.4	14.3	13.4	13.4	<b>Manufacture of bodies (coachwork) for motor vehicles; manufacture of trailers and semi-trailers</b>
-1.9	-1.5	0.3	0.1	1.1	1.8	2.1	1.1	1.5	0.7	4.2	3.2	3.9	3.9	<b>Manufacture of parts and accessories for motor vehicles</b>
4.0	-0.6	3.5	1.1	3.2	4.3	3.9	1.0	0.9	1.0	8.3	8.5	7.2	7.2	<b>Building of ships and boats</b>
-29.9	-30.2	-32.5	-29.4	-25.4	-22.3	-8.2	-2.6	-1.6	1.4	-7.9	-12.9	-7.8	-7.8	<b>Manufacture of railway locomotives, rolling stock, air and spacecraft, related machinery, military fighting vehicles and transport equipment n.e.c</b>
-0.2	12.4	11.0	14.2	10.2	8.8	3.4	3.0	4.6	-0.05	-0.4	-3.0	0.4	0.4	Manufacture of motorcycles
1.5	1.7	1.9	2.0	1.2	0.8	0.3	1.0	0.7	0.6	0.3	0.9	0.8	0.8	Manufacture of bicycles and invalid carriages
2.4	2.9	3.5	3.5	-0.1	-0.6	-1.1	-0.2	-0.1	-0.3	-0.1	1.0	0.1	0.1	Other industry
-2.4	-3.8	-5.2	-4.3	7.6	7.7	6.6	6.4	4.6	4.8	2.1	0.1	4.0	4.0	Manufacture of furniture
-5.8	3.6	1.8	1.4	10.0	17.1	6.6	6.2	1.2	3.5	-7.9	-1.1	12.7	12.7	Manufacture of wooden and cane furniture
4.5	6.6	9.7	9.8	3.0	5.0	8.4	6.4	6.1	8.1	11.1	9.8	11.4	11.4	Other industry
4.0	-1.5	-2.1	1.6	-1.8	2.2	1.7	3.0	8.2	8.0	10.5	9.2	9.1	9.1	<b>Manufacture of jewellery, bijouterie and related articles</b>
4.6	8.8	12.8	11.9	4.2	5.7	10.1	7.3	5.5	8.1	11.2	10.0	11.9	11.9	<b>Manufacture of musical instruments, medical and dental instruments and supplies and other manufacturing n.e.c.</b>
-12.9	-19.9	-18.4	-19.1	-18.4	-16.8	-16.6	-16.7	-10.4	-22.0	-15.3	-9.7	-15.9	-15.9	Manufacture of stationery
-15.3	-15.1	-10.8	1.8	-6.8	-11.4	-3.6	-5.6	-5.7	-8.4	-2.0	-12.3	-12.1	-12.1	Other industry
0.9	0.7	1.0	0.8	0.7	1.4	1.0	1.5	0.8	1.2	0.8	0.4	0.2	0.2	<b>Manufacture of sports goods</b>
4.9	8.1	8.4	13.5	9.4	9.5	-4.7	-5.2	-4.8	-13.1	-19.6	-25.2	-18.8	-18.8	<b>Manufacture of games and toys</b>
-0.2	-1.6	-1.0	-2.7	-1.7	-0.8	2.4	3.2	2.3	5.1	7.4	10.1	5.8	5.8	<b>Repair of fabricated metal products, machinery and equipment and installation of industrial machinery and equipment</b>
2.0	1.0	0.7	1.2	1.1	1.8	2.4	1.5	1.2	1.7	1.8	1.7	1.5	1.5	Repair and maintenance of transport equipment except motorcycles and bicycles
														Other industry
														<b>Total Manufacturing</b>

Jadual Table **1.6c** : Gaji dan Upah yang Dibayar Sektor Pembuatan Mengikut Kumpulan: Perubahan Peratusan Bulanan/Suku Tahunan  
*Salaries and Wages Paid of Manufacturing Sector by Group: Monthly/Quarterly Percentage Change*

Kod Kumpulan Group code	Keterangan Kumpulan/Tempoh	2023				2024				2024	
		Q1	Q2	Q3	Q4	Q1	Q2	Q3	Q4	Jan.	Feb.
101	Pemprosesan dan pengawetan daging	3.6	2.5	0.7	4.3	-7.1	0.4	4.0	4.7	-3.3	-6.2
102	Pemprosesan dan pengawetan ikan, krustasea dan moluska	1.3	-0.3	2.4	0.2	-2.2	-1.6	5.6	-0.4	-1.5	-1.9
	10201 Pengetinan ikan, krustasea dan moluska &	2.4	-0.5	1.7	-1.3	-3.2	-1.4	4.7	-0.3	-2.4	-1.7
	10202 Pemprosesan dan pengawetan ikan, krustasea dan moluska Industri lain	-3.2	0.6	5.3	6.6	1.9	-2.3	9.2	-1.0	2.1	-2.9
103	Pemprosesan dan pengawetan buah-buahan dan sayur - sayuran	12.7	7.3	-4.7	-2.4	3.0	-1.4	-3.9	-5.5	4.6	-3.3
	10303 Pengetinan nanas &	29.1	6.2	-7.4	-4.7	2.4	1.7	-3.3	0.3	1.9	-4.0
	10304 Pembuatan jem, marmalad dan sajian jeli Industri lain	11.7	7.4	-4.5	-2.2	3.0	-1.6	-3.9	-5.9	4.8	-3.3
104	Pembuatan minyak dan lemak daripada sayuran dan haiwan	1.1	0.2	1.2	4.9	-0.6	3.1	-0.3	4.0	-5.9	0.3
	10404 Pembuatan minyak sayuran mentah dan bertapis &	1.3	0.8	-5.5	2.3	0.7	-0.4	5.1	3.0	1.3	-1.2
	10406 Pembuatan sebatian lemak masakan	19.0	3.6	12.4	-1.7	0.3	0.1	1.0	-2.1	0.2	-0.6
	10405 Pembuatan minyak kelapa Industri lain	0.5	0.03	1.3	5.4	-0.8	3.4	-0.7	4.3	-6.6	0.4
105	Pembuatan produk tenusu	6.4	3.3	-3.2	7.1	2.5	0.2	0.1	5.8	2.1	-14.9
	10502 Pembuatan susu pekat, tepung dan sejat Industri lain	6.8	3.2	-4.2	7.6	3.6	-0.6	0.6	6.2	2.6	-16.3
		3.4	3.6	4.9	3.5	-5.7	7.0	-3.6	2.7	-2.5	-1.4
106	Pembuatan produk bijian, kanji dan produk berkanji	4.8	2.3	-2.4	-1.3	-4.8	-4.7	0.5	2.1	1.2	-13.6
	10611 Pengilangan beras	8.2	-2.6	-0.6	-4.5	1.5	-4.3	-1.2	-1.9	4.5	-3.6
	10613 Pengilangan tepung Industri lain	1.6	8.8	-4.1	1.8	-11.4	-6.2	3.5	7.0	-1.4	-24.3
		0.9	-3.1	-4.4	2.3	-2.4	1.8	-5.0	-1.0	-3.1	-8.3
107	Pembuatan produk makanan lain	0.5	-1.1	4.6	5.1	-2.9	-2.7	2.2	3.7	-3.9	-3.1
	10711 Pembuatan biskut dan cookies	3.7	2.1	8.1	2.0	-5.8	1.5	8.8	1.6	-4.5	-3.6
	10712 Pembuatan roti, kek dan produk bakeri lain	-3.3	2.0	4.0	2.4	-3.9	1.6	2.5	3.2	-4.1	1.4
	10713 Pembuatan produk snek	2.0	-3.6	5.3	6.5	4.3	1.5	1.2	2.9	0.2	-1.3
	10721 Pembuatan gula	-5.3	-0.5	3.5	8.3	-1.1	-0.5	-2.7	17.6	-9.8	7.1
	10731 Pembuatan produk koko	-0.7	6.3	2.4	0.9	-8.3	6.9	-0.6	-1.9	-1.3	-14.7
	10732 Pembuatan coklat dan produk coklat &	-2.5	-9.4	9.1	11.5	-7.0	-9.3	-0.8	11.5	-6.8	-6.0
	10733 Pembuatan konfeksi gula	5.0	2.1	4.7	11.1	8.8	-6.6	6.3	8.1	-7.0	3.7
	10793 Pembuatan sos dan bahan perasa	2.4	-1.0	7.0	6.2	-8.7	-6.5	-1.1	7.0	-2.4	-15.6
	10799 Pembuatan produk makanan lain t.t.t.l. Industri lain	1.6	-2.8	1.6	3.5	-2.4	-3.7	1.1	-0.7	-2.8	-2.3
108/10800	Pembuatan makanan haiwan tersedia	1.2	-1.5	2.1	6.6	-7.4	-2.9	5.3	6.2	-6.3	-9.1
110	Pembuatan minuman ringan	-1.4	-1.9	0.2	10.5	-1.9	-1.4	0.4	11.1	-5.2	-2.8
	11041 Pembuatan minuman ringan	-2.9	-0.6	-2.4	11.6	-3.8	0.2	0.1	14.4	-8.1	-3.2
	11042 Pengeluaran air mineral semulajadi dan minuman lain yang dibotolkan Industri lain	1.9	-3.8	4.6	5.8	0.7	-6.7	3.1	1.3	3.1	-3.2
		5.4	-10.2	17.1	15.7	10.0	-0.3	-4.1	7.7	0.7	1.6
120/12000	Pembuatan produk tembakau	0.9	-11.6	-2.6	17.1	-4.4	-9.6	0.9	15.4	-18.2	1.8
131	Pemintalan, penenunan dan penyiapan tekstil	-8.7	1.1	3.7	1.3	-4.5	4.3	1.4	2.0	-2.1	-6.6
	13110 Penyediaan dan pemintalan gentian tekstil &	-9.7	4.3	5.6	0.5	-5.4	5.5	2.2	0.9	-1.5	-9.8
	13120 Penenunan tekstil	-7.5	-5.6	-1.4	4.4	-3.1	1.9	0.1	6.0	-4.0	0.1
	13132 Pewarnaan, pelunturan, percetakan dan penyiapan akhir benang dan fabrik Industri lain	5.1	-4.0	7.6	-7.8	4.2	-0.6	-6.2	-12.5	0.6	13.3
139	Pembuatan tekstil lain	7.0	3.0	-0.9	1.5	-0.5	0.2	-0.3	0.6	0.2	-3.1
	13910 Pembuatan fabrik dikait dan dikrusye Industri lain	-5.9	8.7	-3.2	3.3	-7.1	5.2	-3.8	-4.9	-5.1	-5.9
		12.6	0.9	0.0	0.8	2.1	-1.6	1.0	2.6	2.2	-2.1
141	Pembuatan pakaian, kecuali pakaian berbulu	0.3	-3.7	-2.0	9.4	-0.4	-4.9	-2.7	7.1	-3.4	-6.6
	14102 Pembuatan pakaian Industri lain	-0.9	-5.0	-2.2	12.3	2.6	-6.3	-2.2	9.8	-3.1	-7.2
		2.8	-1.0	-1.8	3.4	-6.9	-1.3	-3.7	0.8	-4.0	-5.1
142 & 143	Pembuatan artikel daripada kulit bulu dan pakaian yang dikait dan dikrusye	1.4	1.0	2.2	0.8	2.3	-0.8	-1.4	2.0	2.3	-2.0
151 (15110 & 15120)	Penyamakan dan pembersihan kulit, pembuatan bagasi, beg tangan, pelana dan abah-abah pembersihan dan pewarnaan bulu	-1.0	-0.04	-1.2	5.5	-4.2	4.7	2.5	4.9	-6.7	-2.5
152	Pembuatan kasut	5.8	-3.4	-1.8	6.7	1.5	-5.4	-0.7	8.1	2.1	0.1
	15201 Pembuatan kasut kulit &	4.1	-3.9	-4.5	3.4	-1.6	-4.5	-2.1	6.4	0.3	1.0
	15203 Pembuatan kasut getah Industri lain	10.4	-2.0	4.6	14.0	7.9	-6.9	2.0	11.1	5.8	-1.4
161/16100	Pengilangan dan pengetaman kayu	4.7	-4.7	3.0	1.9	2.1	-0.5	5.0	3.5	0.1	2.6

2025											Group Description/Period
Mac	Apr.	Mei	Jun	Jul.	Ogo.	Sep.	Okt.	Nov.	Dis.	Jan.	
0.3	0.7	3.1	-1.1	2.4	-0.5	4.6	1.0	0.3	1.8	4.6	<b>Processing and preserving of meat</b>
-1.3	-2.0	3.0	-0.3	1.8	3.9	1.1	-2.1	-0.8	0.8	0.3	<b>Processing and preserving of fish, crustaceans and molluscs</b>
-2.0	-1.5	3.4	-0.5	1.1	3.5	1.2	-2.4	-0.7	2.1	-1.0	<i>Canning of fish, crustaceans and molluscs</i>
1.4	-3.5	1.8	0.3	4.4	5.3	0.7	-1.1	-1.1	-3.8	5.4	<i>Processing, curing and preserving of fish, crustacean and molluscs</i>
5.5	-2.0	-2.4	-0.4	2.7	-7.1	-2.2	-0.5	-1.2	-1.1	2.8	<b>Processing and preserving of fruits and vegetable</b>
4.4	0.3	1.4	-3.2	-0.8	-3.1	3.5	0.2	-2.2	1.0	-1.9	<i>Pineapple canning</i>
5.6	-2.2	-2.7	-0.2	2.9	-7.3	-2.6	-0.5	-1.2	-1.3	3.2	<i>Manufacture of jams, marmalades and table jellies</i>
-3.3	4.8	1.6	-1.6	2.5	-4.0	1.8	0.7	-0.8	11.9	-6.3	<b>Manufacture of vegetable and animal oils and fats</b>
1.4	0.1	-1.8	0.9	2.7	4.3	-1.2	2.9	-1.2	1.2	14.5	<i>Manufacture of crude and refined vegetable oil</i>
5.8	-4.9	2.9	-0.6	1.5	-1.3	-0.4	-1.9	1.1	-1.0	9.9	<i>Manufacture of compound cooking fats</i>
-4.0	5.5	1.8	-1.9	2.5	-4.7	2.1	0.7	-0.8	13.3	9.9	<i>Manufacture of coconut oil</i>
5.9	3.9	-1.4	-2.7	7.0	-7.4	2.2	1.3	2.0	12.6	3.4	<b>Manufacture of dairy products</b>
6.0	4.2	-1.9	-3.4	8.9	-8.7	3.3	0.9	2.4	13.6	2.6	<i>Manufacture of condensed, powdered and evaporated milk</i>
5.0	1.8	2.2	2.7	-6.4	3.8	-6.0	5.0	-1.4	5.0	9.9	<i>Other industry</i>
0.8	0.9	-1.0	-1.5	1.2	-1.0	4.3	-4.6	-0.8	14.9	0.4	<b>Manufacture of grain mill products, starches and starch products</b>
1.2	-3.6	0.4	-1.6	-0.7	1.0	-0.9	-0.9	-3.2	4.1	3.6	<i>Rice milling</i>
0.2	5.8	-2.1	-1.6	3.9	-3.2	11.3	-9.0	1.9	28.2	-2.3	<i>Flour milling</i>
2.1	6.0	-3.7	0.01	-2.0	-2.2	-1.0	-1.3	-0.3	5.6	-1.4	<i>Other industry</i>
-0.6	-1.1	0.01	-0.4	-0.1	2.3	3.0	-1.3	1.5	3.7	-3.9	<b>Manufacture of other food products</b>
-0.9	1.9	3.0	-1.6	6.9	1.7	2.1	-1.0	0.6	0.8	-5.6	<i>Manufacture of biscuits and cookies</i>
-6.6	6.2	-0.3	-0.3	-2.4	6.3	3.1	-5.3	6.5	1.0	-5.3	<i>Manufacture of bread, cakes and other bakery products</i>
2.7	-1.9	0.8	4.6	-2.3	-0.1	1.4	2.1	-1.3	2.4	0.6	<i>Manufacture of snack products</i>
-1.3	-4.1	3.3	0.3	-2.3	-0.2	-4.6	22.1	-6.2	11.6	-19.1	<i>Manufacture of sugar</i>
3.8	16.2	-10.3	5.7	-2.8	-0.7	8.2	-6.5	-0.2	-0.1	15.4	<i>Manufacture of cocoa products</i>
0.9	-6.6	-1.8	-0.8	-0.03	-2.8	6.8	2.6	2.7	9.4	-6.4	<i>Manufacture of chocolate and chocolate products</i>
11.0	-11.3	-4.0	-0.6	0.8	7.9	5.7	-3.2	2.6	9.7	-12.7	<i>Manufacture of sugar confectionery</i>
2.4	-1.9	-0.1	-1.1	-3.7	2.0	6.3	-0.8	2.4	3.9	-3.2	<i>Manufacture of sauces and condiments</i>
-2.8	-2.0	2.0	-1.0	1.3	-0.3	0.1	-0.2	-2.1	2.8	1.4	<i>Manufacture of other food products n.e.c.</i>
-3.1	1.1	0.8	2.5	-1.4	8.2	-2.0	2.3	-1.7	11.0	-10.7	<b>Manufacture of prepared animal feeds</b>
0.4	1.8	-4.4	1.3	-0.9	0.5	4.9	0.6	6.9	6.3	-5.5	<b>Manufacture of beverages</b>
0.4	2.9	-3.8	2.2	-0.8	-2.4	7.4	0.8	9.4	8.1	-9.6	<i>Manufacture of soft drinks</i>
0.4	-1.2	-7.1	-0.3	1.3	8.2	-2.3	0.1	-0.4	1.2	7.7	<i>Production of natural mineral waters and other bottled waters</i>
0.5	0.9	-2.0	-2.2	-7.2	6.0	4.5	-0.3	3.7	1.8	2.1	<i>Other industry</i>
-1.6	-9.4	-1.6	3.9	-0.7	-4.1	7.2	3.2	-0.9	27.2	-18.3	<b>Manufacture of tobacco products</b>
0.7	4.1	4.0	-1.4	1.8	-1.3	0.6	0.6	0.3	3.7	-2.0	<b>Spinning, weaving and finishing of textiles</b>
1.2	6.5	3.5	-1.2	3.0	-2.4	1.4	-0.5	-0.3	4.7	-1.3	<i>Preparation and spinning of textile fibres</i>
-0.5	-0.7	5.1	-1.4	-1.7	2.2	-1.0	3.9	2.1	1.5	-3.8	<i>Weaving of textiles</i>
-1.5	-4.9	6.5	-8.5	5.7	-8.9	-6.2	-3.1	-4.6	1.4	0.4	<i>Dyeing, bleaching, printing and finishing of yarns and fabrics</i>
3.6	-2.1	2.3	-1.5	-0.8	0.1	2.0	-1.6	0.9	0.9	-0.03	<b>Manufacture of other textiles</b>
8.4	0.4	2.1	0.1	-5.7	1.9	-0.1	-5.3	-0.3	0.03	-3.7	<i>Manufacture of knitted and crocheted fabrics</i>
1.9	-3.0	2.3	-2.1	1.1	-0.5	2.7	-0.3	1.3	1.3	1.2	<i>Other industry</i>
0.8	-0.8	-1.2	-4.7	0.9	-2.0	4.1	-1.1	4.8	8.7	-3.0	<b>Manufacture of wearing apparel, except fur</b>
1.1	-1.5	-1.7	-6.0	3.2	-2.9	4.0	-1.3	7.4	12.7	-2.3	<i>Manufacture of clothings</i>
0.2	0.8	0.1	-1.5	-4.2	0.2	4.2	-0.7	-1.3	-1.4	-4.8	<i>Other industry</i>
2.7	0.6	-3.3	-0.9	0.6	-2.5	4.3	0.4	0.1	-1.2	3.9	<b>Manufacture of articles of fur, knitted and crocheted apparel</b>
2.8	1.9	0.9	3.5	-2.3	0.2	6.4	-1.2	0.2	4.9	-4.7	<b>Tanning and dressing of leather; manufacture of luggage, handbags, saddlery and harness; dressing and dyeing of fur</b>
-3.8	-1.4	0.03	-4.8	-0.9	2.8	4.9	1.6	2.5	1.3	0.2	<b>Manufacture of footwear</b>
-5.8	-0.9	0.3	-0.8	-3.8	0.7	5.0	1.2	1.3	1.9	0.1	<i>Manufacture of leather footwear</i>
0.04	-2.3	-0.5	-12.2	5.2	6.8	4.6	2.2	4.7	0.3	0.4	<i>Manufacture of rubber footwear</i>
1.4	-0.8	-2.1	-0.1	6.0	-1.7	3.1	2.5	-0.3	-0.7	-3.0	<i>Other industry</i>
1.4	-0.8	-2.1	-0.1	6.0	-1.7	3.1	2.5	-0.3	-0.7	-3.0	<b>Sawmilling and planing of wood</b>

Jadual Table **1.6c** : Gaji dan Upah yang Dibayar Sektor Pembuatan Mengikut Kumpulan: Perubahan Peratusan Bulanan/Suku Tahunan  
 : Salaries and Wages Paid of Manufacturing Sector by Group: Monthly/Quarterly Percentage Change

Kod Kumpulan Group code	Keterangan Kumpulan/Tempoh	2023				2024				2024	
		Q1	Q2	Q3	Q4	Q1	Q2	Q3	Q4	Jan.	Feb.
<b>162</b>	<b>Pembuatan produk daripada kayu, gabus, jerami dan bahan jalinan lain</b>	<b>2.5</b>	<b>-1.6</b>	<b>2.1</b>	<b>2.4</b>	<b>-0.3</b>	<b>-0.9</b>	<b>1.0</b>	<b>0.8</b>	<b>0.2</b>	<b>-2.0</b>
16211	Pembuatan kepingan venier dan papan lapis	-3.7	-1.5	5.6	2.0	-2.1	1.3	4.0	-2.0	0.6	-2.8
16212	Pembuatan papan partikel dan papan gentian	10.8	-5.4	3.3	5.1	3.5	-12.4	-6.6	5.3	1.0	-0.6
16221	Pertukangan kayu untuk jurubina	11.9	0.2	-2.6	-3.4	-1.0	2.5	3.9	2.6	1.4	-0.9
	Industri lain	2.8	-0.9	-2.5	9.5	2.7	-0.4	-4.8	3.4	-3.1	-2.3
<b>170</b>	<b>Pembuatan kertas dan produk kertas</b>	<b>1.3</b>	<b>-4.5</b>	<b>0.6</b>	<b>4.4</b>	<b>0.8</b>	<b>-5.1</b>	<b>0.7</b>	<b>4.4</b>	<b>-1.7</b>	<b>1.0</b>
17010	Pembuatan pulpa, kertas dan kertas tebal	-12.3	-17.7	2.0	9.0	3.7	-9.8	-5.7	8.6	-0.2	6.2
17020	Pembuatan kertas gelugur dan kertas tebal dan bekas daripada kertas dan kertas tebal	2.6	-0.4	2.5	1.8	0.4	-4.0	0.8	1.9	2.2	-2.0
17091	Pembuatan sampul surat dan kad surat	-3.0	-0.7	-2.7	7.5	-1.0	-1.1	8.7	4.1	-1.8	-4.1
17092	Pembuatan kertas kegunaan rumah dan pembersih peribadi	15.5	-10.6	-4.9	8.5	9.6	-9.1	1.1	5.2	-1.6	7.6
17093	Pembuatan kertas bergam atau pelekat yang berjalur atau bergulung dan label dan kertas dinding	-6.8	-2.4	-0.9	0.2	-7.4	-2.9	5.4	3.8	-6.3	1.2
	Industri lain	1.8	1.6	3.0	6.8	-4.7	-1.5	-0.3	8.9	-10.2	-2.4
<b>181 &amp; 182</b>	<b>Percetakan, aktiviti perkhidmatan berkaitan percetakan dan penerbitan semula media rakaman</b>	<b>3.4</b>	<b>1.1</b>	<b>-2.8</b>	<b>3.6</b>	<b>3.0</b>	<b>2.1</b>	<b>-3.6</b>	<b>2.1</b>	<b>-4.3</b>	<b>3.1</b>
18110	Percetakan	2.5	2.2	-3.2	4.2	2.1	2.6	-4.9	2.2	-6.5	4.2
18120	Aktiviti perkhidmatan berkaitan percetakan &	8.0	-4.7	-0.5	0.1	8.4	-0.2	3.0	1.3	8.4	-2.8
18200	Penerbitan semula media rakaman										
<b>192 (19201 &amp; 19202)</b>	<b>Pembuatan produk petroleum bertapis</b>	<b>8.2</b>	<b>-15.8</b>	<b>4.0</b>	<b>12.0</b>	<b>2.8</b>	<b>-16.4</b>	<b>4.7</b>	<b>13.0</b>	<b>-10.1</b>	<b>0.2</b>
<b>201</b>	<b>Pembuatan kimia asas, baja dan sebatian nitrogen, plastik dan getah sintetik dalam bentuk primer</b>	<b>6.3</b>	<b>-7.2</b>	<b>-3.5</b>	<b>1.5</b>	<b>-1.8</b>	<b>-5.7</b>	<b>3.2</b>	<b>4.5</b>	<b>-4.4</b>	<b>-4.1</b>
20111	Pembuatan gas perindustrian atau perubatan bukan organik dalam bentuk cecair atau mampat	21.2	-8.7	12.0	4.3	-12.2	-11.1	16.1	-2.0	-10.9	-1.7
20112 & 20113	Pembuatan kimia organik asas & Pembuatan sebatian bukan organik	5.7	-9.5	-6.6	1.8	-11.2	-5.3	-3.5	10.9	-15.5	-2.5
20121 & 20129	Pembuatan baja & Pembuatan produk campuran nitrogen	-1.5	-2.3	-6.7	-4.4	2.4	-5.5	6.9	-9.0	3.0	-7.3
20131	Pembuatan plastik dalam bentuk primer	5.8	-2.7	-2.1	1.5	18.5	-4.7	8.3	3.4	15.9	-5.6
	Industri lain	1.9	-14.4	-6.8	3.5	4.7	-4.3	-4.8	-4.1	6.9	-8.9
<b>202 &amp; 203</b>	<b>Pembuatan produk kimia lain dan serat buatan manusia</b>	<b>3.1</b>	<b>-4.4</b>	<b>2.8</b>	<b>1.9</b>	<b>6.0</b>	<b>-6.1</b>	<b>0.6</b>	<b>2.3</b>	<b>-4.2</b>	<b>6.4</b>
20210	Pembuatan racun perosak dan produk agrokimia lain	11.8	14.0	-9.8	5.0	8.3	8.5	-2.2	8.1	0.6	1.2
20221	Pembuatan cat, varnis dan penyadur dan mastik	14.0	-4.8	5.6	0.2	11.6	-4.5	-3.1	-3.5	0.7	16.8
20222	Pembuatan dakwat cetak	-6.2	-2.2	-1.0	-3.7	-8.8	-5.8	-7.6	1.3	-8.9	2.9
20231 & 20232	Pembuatan sabun dan bahan pencuci, penyediaan membersih dan mengilap & Pembuatan pewangi dan penyediaan dandanan diri	10.1	-7.4	2.0	-2.3	5.7	-7.0	1.4	0.7	-11.9	12.6
20291 & 20292	Pembuatan plat fotografi, filem, sensitized paper dan other sensitized unexposed materials & Pembuatan dakwat menulis dan melukis	-8.0	-7.7	9.5	8.3	6.3	-11.1	4.2	4.7	0.4	-1.3
20299	Pembuatan produk kimia lain t.t.t.l.										
	Industri lain	4.0	-1.4	-15.8	-19.2	1.9	0.5	9.2	-6.0	0.9	5.3
<b>210</b>	<b>Pembuatan produk farmaseutikal, kimia perubatan dan botani</b>	<b>-10.7</b>	<b>4.6</b>	<b>3.5</b>	<b>5.4</b>	<b>-11.2</b>	<b>3.8</b>	<b>3.2</b>	<b>6.5</b>	<b>-15.1</b>	<b>-6.1</b>
21001	Pembuatan bahan aktif ubat-ubatan untuk digunakan oleh bidang farmakologi dalam pembuatan ubat-ubatan	-12.8	3.5	0.6	6.9	-11.7	4.2	1.1	6.9	-16.8	-7.9
	Industri lain	-2.1	8.8	13.7	0.7	-9.2	2.5	10.0	5.3	-8.5	0.2
<b>221</b>	<b>Pembuatan produk getah</b>	<b>-6.0</b>	<b>6.3</b>	<b>7.4</b>	<b>-5.8</b>	<b>-5.2</b>	<b>2.7</b>	<b>6.2</b>	<b>-2.9</b>	<b>-1.3</b>	<b>-2.1</b>
22111	Pembuatan tayar getah untuk kenderaan	15.4	4.3	4.8	-4.9	-13.7	-16.1	0.5	-4.0	0.3	-15.7
22112	Pembuatan bunga tayar yang boleh ditukar ganti dan tayar celup	6.8	12.3	6.9	1.9	3.5	11.0	3.2	-2.0	0.1	-5.8
22191 & 22193	Pembuatan produk lain daripada getah asli atau sintetik, tidak divulkan, divulkan atau dikeraskan & Pengilangan semula getah dan prosesan susu getah	-0.9	5.1	2.7	0.8	-2.7	5.1	3.7	4.6	-1.4	-9.4
22192	Pembuatan sarung tangan getah	-13.9	10.5	10.7	-8.7	-5.2	7.1	9.9	-5.3	-2.1	3.6
22199	Pembuatan produk getah lain yang t.t.t.l.	-1.9	-2.8	4.8	-6.3	-3.9	-3.0	1.4	-4.4	-0.3	1.2
<b>222</b>	<b>Pembuatan produk plastik</b>	<b>-1.2</b>	<b>3.2</b>	<b>-2.5</b>	<b>1.7</b>	<b>-1.5</b>	<b>4.1</b>	<b>-0.6</b>	<b>1.5</b>	<b>-1.9</b>	<b>-2.3</b>
22201 & 22202	Pembuatan produk plastik separa siap & Pembuatan produk plastik siap	-1.2	-1.3	-5.7	1.5	-4.3	-1.5	-5.4	6.0	-2.0	0.6
22203	Pembuatan artikel plastik untuk pembungkusan barangan	9.6	9.0	-9.1	-6.1	3.1	9.5	2.7	0.4	1.5	-6.7
22204	Pembuatan barangan plastik jurubina	9.2	13.0	-10.4	0.8	4.6	-2.6	-4.8	6.8	0.6	-9.2
22205	Pembuatan pinggan mangkuk, peralatan dapur dan barangan tandas daripada plastik	-0.7	2.1	-0.7	-2.0	3.0	5.2	4.7	5.1	0.8	1.5
22209	Pembuatan pelbagai produk plastik t.t.t.l.	-10.3	2.8	8.2	9.8	-3.5	5.3	-0.1	-2.6	-5.0	-2.1
<b>231 (23101 &amp; 23102 &amp; 23109)</b>	<b>Pembuatan kaca dan produk kaca</b>	<b>-4.7</b>	<b>-0.7</b>	<b>1.2</b>	<b>0.5</b>	<b>-0.9</b>	<b>5.7</b>	<b>-1.5</b>	<b>-3.1</b>	<b>-3.8</b>	<b>-2.3</b>

2025											Group Description/Period
Mac	Apr.	Mei	Jun	Jul.	Ogo.	Sep.	Okt.	Nov.	Dis.	Jan.	
-1.0	0.8	0.5	-2.1	3.0	-1.1	0.1	-0.1	0.7	2.4	0.3	<b>Manufacture of products of wood, cork, straw and plaiting materials</b>
-3.0	3.6	2.3	-2.2	5.2	-0.8	0.3	-2.7	1.9	-1.5	0.8	Manufacture of veneer sheets and plywood
0.8	-10.7	0.2	-7.0	-2.1	-1.4	3.2	1.6	3.3	-0.4	-0.1	Manufacture of particle board and fibreboard
-0.04	3.4	-1.1	0.7	6.4	-2.6	-2.4	4.1	-4.6	13.2	1.7	Manufacture of builders' carpentry
1.9	1.0	-2.2	-1.2	-3.8	0.6	0.2	0.9	2.0	2.6	-3.0	Other industry
<b>-1.6</b>	<b>-4.1</b>	<b>-0.8</b>	<b>0.6</b>	<b>-0.6</b>	<b>0.6</b>	<b>2.2</b>	<b>2.2</b>	<b>-1.2</b>	<b>4.0</b>	<b>-1.8</b>	<b>Manufacture of paper and paper products</b>
-0.7	-4.7	-8.2	-4.1	-1.4	0.3	3.6	7.0	-2.0	1.3	-3.5	Manufacture of pulp, paper and paperboard
-0.2	-3.7	-0.9	3.4	-3.9	3.5	1.7	0.6	-1.5	0.2	6.4	Manufacture of corrugated paper and paperboard and of containers of paper and paperboard
5.8	-2.9	-0.7	0.2	0.4	14.4	-3.2	1.9	-1.2	2.5	-3.7	Manufacture of envelopes and letter-card
-5.6	-8.6	2.3	-1.9	5.1	-6.8	4.1	2.6	-3.6	14.7	-10.7	Manufacture of household and personal hygiene paper
-2.7	-1.7	-0.3	1.1	5.0	-3.5	6.2	0.7	1.3	-1.9	-1.1	Manufacture of gummed or adhesive paper in strips or rolls and labels and wall paper
-1.1	-0.5	1.2	-0.7	-2.0	3.5	-1.6	4.4	2.0	8.6	-11.2	Other industry
<b>-0.8</b>	<b>0.1</b>	<b>2.4</b>	<b>-0.4</b>	<b>-1.7</b>	<b>-1.5</b>	<b>-4.7</b>	<b>1.5</b>	<b>3.7</b>	<b>5.4</b>	<b>-4.5</b>	<b>Printing, service activities related to printing and reproduction of recorded media</b>
-0.5	0.6	1.5	-0.2	-2.1	-2.5	-4.6	1.5	4.2	6.2	-6.9	Printing
-1.9	-2.3	7.6	-1.7	0.7	4.0	-5.0	1.9	1.4	1.7	8.6	Service activities related to printing
											Reproduction of recorded media
<b>15.8</b>	<b>-24.8</b>	<b>-1.9</b>	<b>7.0</b>	<b>-1.9</b>	<b>0.8</b>	<b>6.6</b>	<b>5.2</b>	<b>-3.0</b>	<b>14.9</b>	<b>-10.0</b>	<b>Manufacture of refined petroleum products</b>
<b>4.1</b>	<b>-3.2</b>	<b>-7.1</b>	<b>2.9</b>	<b>2.0</b>	<b>3.6</b>	<b>-1.9</b>	<b>0.8</b>	<b>2.5</b>	<b>6.3</b>	<b>-5.6</b>	<b>Manufacture of basic chemicals, fertilizer and nitrogen compounds, plastics and synthetic rubber in primary forms</b>
0.7	-11.4	-0.1	1.6	11.6	-2.1	13.4	-11.3	1.6	4.3	10.7	Manufacture of liquefied or compressed inorganic industrial or medical gases
2.6	2.4	-14.6	5.2	-2.8	4.4	-4.5	6.9	4.1	7.7	-11.4	Manufacture of basic organic chemicals
											Manufacture of inorganic compounds
											Manufacture of fertilizers
16.0	-11.4	-0.5	-1.2	3.8	11.2	-9.3	-2.7	-3.1	-4.6	4.8	Manufacture of associated nitrogen products
5.4	-7.7	1.6	1.6	5.0	3.2	-1.6	-0.4	1.9	7.6	-6.6	Manufacture of plastics in primary forms
-5.4	15.5	-17.7	2.3	2.3	-2.3	-1.0	-9.1	6.0	8.6	10.7	Other industry
<b>1.1</b>	<b>-4.6</b>	<b>-7.1</b>	<b>1.9</b>	<b>1.6</b>	<b>1.1</b>	<b>-1.3</b>	<b>0.6</b>	<b>-1.7</b>	<b>10.1</b>	<b>-4.3</b>	<b>Manufacture of other chemical products and man-made fibres</b>
13.7	-2.1	1.4	1.7	-5.0	3.1	-1.9	9.2	-2.5	3.0	13.2	Manufacture of pesticides and other agrochemical products
-12.4	1.4	-5.3	4.7	-0.1	-3.3	-6.0	-2.7	2.8	8.2	1.7	Manufacture of paints, varnishes and similar coatings ink and mastics
-4.4	5.4	-13.7	1.5	-1.4	-3.9	0.9	-2.6	0.4	13.6	-2.9	Manufacture of printing ink
4.0	-12.2	-1.8	1.9	0.7	1.6	-2.9	0.1	-5.0	17.2	-11.5	Manufacture of soap and detergents, cleaning and polishing preparations
											Manufacture of perfumes and toilet preparations
											Manufacture of photographic plates, films, sensitized paper and other sensitized unexposed materials
2.6	-2.8	-14.8	0.6	6.8	2.9	2.5	0.1	-0.8	7.4	-7.4	Manufacture of writing and drawing ink
											Manufacture of other chemical products n.e.c.
-6.9	3.1	1.5	-1.2	7.4	3.0	-0.04	-6.8	1.9	-4.0	3.6	Other industry
<b>1.7</b>	<b>8.4</b>	<b>-5.3</b>	<b>0.9</b>	<b>2.2</b>	<b>4.1</b>	<b>-1.6</b>	<b>2.7</b>	<b>-2.5</b>	<b>15.7</b>	<b>-15.5</b>	<b>Manufacture of pharmaceuticals, medicinal chemical and botanical products</b>
1.0	10.3	-6.2	1.9	0.3	3.8	-2.4	4.1	-4.1	18.2	-19.1	Manufacture of medicinal active substances to be used for their pharmacological properties in the manufacture of medicaments
3.8	2.3	-2.3	-2.4	8.6	5.2	0.8	-1.5	2.6	8.2	-3.9	Other industry
<b>0.1</b>	<b>-1.1</b>	<b>3.4</b>	<b>6.5</b>	<b>-2.0</b>	<b>4.0</b>	<b>0.5</b>	<b>-2.6</b>	<b>-1.3</b>	<b>-3.4</b>	<b>2.2</b>	<b>Manufacture of rubber products</b>
-9.8	-7.7	2.4	6.7	-5.1	3.3	-4.6	-4.0	3.8	-1.5	16.0	Manufacture of rubber tyres for vehicles
25.6	-3.6	2.1	-0.3	2.8	0.6	-1.4	-0.5	-1.1	0.01	11.5	Manufacture of interchangeable tyre treads and retreading rubber tyres
12.4	-1.6	3.0	0.6	1.8	-1.5	4.6	1.2	-1.0	4.4	8.2	Manufacture of other products of natural or synthetic rubber, unvulcanized, vulcanized or hardened
											Rubber remilling and latex processing
-3.2	0.6	4.6	12.8	-5.4	8.1	1.1	-4.0	-2.7	-8.5	-0.1	Manufacture of rubber gloves
-2.8	-1.1	1.4	-4.0	6.0	-1.2	-3.7	-2.4	0.7	1.2	-9.3	Manufacture of other rubber products n.e.c.
<b>0.8</b>	<b>5.0</b>	<b>0.8</b>	<b>-3.4</b>	<b>1.8</b>	<b>-0.1</b>	<b>-1.2</b>	<b>0.9</b>	<b>1.3</b>	<b>1.6</b>	<b>-4.0</b>	<b>Manufacture of plastics products</b>
											Manufacture of semi-manufactures of plastic products
-8.7	5.8	1.3	-5.9	-5.2	5.2	0.2	2.4	1.5	2.0	0.4	Manufacture of finished plastic products
10.5	6.3	0.8	-5.4	7.5	-0.8	-1.5	1.3	0.2	0.8	3.0	Manufacture of plastic articles for the packing of goods
11.1	-3.8	-3.6	0.2	2.2	-13.5	10.9	3.1	-0.4	5.8	0.2	Manufacture of builders' plastics ware
3.9	0.5	1.6	1.2	-0.4	6.8	-2.1	2.0	1.8	3.1	-24.1	Manufacture of plastic tableware, kitchenware and toilet articles
2.0	4.6	0.4	-0.4	4.0	-4.5	-2.3	-1.3	2.1	1.5	-9.2	Manufacture of diverse plastic products n.e.c.
<b>5.4</b>	<b>2.6</b>	<b>0.9</b>	<b>-0.9</b>	<b>-0.7</b>	<b>-0.8</b>	<b>0.2</b>	<b>-2.9</b>	<b>-0.7</b>	<b>1.3</b>	<b>-4.8</b>	<b>Manufacture of glass and glass products</b>

Jadual Table **1.6c** : Gaji dan Upah yang Dibayar Sektor Pembuatan Mengikut Kumpulan: Perubahan Peratusan Bulanan/Suku Tahunan  
 : Salaries and Wages Paid of Manufacturing Sector by Group: Monthly/Quarterly Percentage Change

Kod Kumpulan Group code	Keterangan Kumpulan/Tempoh	2023				2024				2024	
		Q1	Q2	Q3	Q4	Q1	Q2	Q3	Q4	Jan.	Feb.
<b>239</b>	<b>Pembuatan pengeluaran galian bukan logam t.t.t.l.</b>	<b>-3.4</b>	<b>2.0</b>	<b>2.1</b>	<b>5.2</b>	<b>-3.0</b>	<b>-0.3</b>	<b>0.5</b>	<b>5.3</b>	<b>-3.6</b>	<b>-3.5</b>
23911	Pembuatan mortar refraktori dan konkrit &	-7.5	7.1	1.9	3.2	4.5	-1.9	-2.2	5.6	-4.2	-0.1
23921	Pembuatan seramik bukan refraktori										
23930	Pembuatan produk porselin dan seramik lain	-10.0	-5.0	4.6	0.3	-8.6	6.4	12.8	0.1	-12.0	1.6
23941	Pembuatan simen hidraulik	3.6	2.3	-2.7	0.1	-7.7	-9.2	-3.1	-2.8	1.5	-20.6
23951	Pembuatan konkrit dan mortar siap bancuh dan banchuan kering	-5.2	-1.3	2.6	4.2	2.2	-0.2	0.3	7.8	0.2	-2.4
23952	Pembuatan konkrit pratuangan, simen atau artikel batu buatan yang digunakan dalam pembinaan;										
23953	& Pembuatan komponen struktur pasang siap untuk bangunan atau kejuruteraan awam dari simen, batu atau konkrit buatan	-1.6	3.5	3.3	4.3	-5.3	0.5	1.7	3.1	-1.6	-5.1
23959	& Pembuatan artikel konkrit, simen dan plaster lain t.t.t.l.										
23990	Pembuatan produk mineral bukan logam lain t.t.t.l. Industri lain	-1.0	0.1	3.6	12.0	-4.2	-1.8	1.4	10.3	-9.1	2.1
		-7.8	4.4	-1.9	6.9	-3.0	4.0	-4.4	6.4	-7.7	-0.1
<b>241</b> ( <b>24101 &amp; 24102 &amp; 24103 &amp; 24104 &amp; 24109</b> )	<b>Pembuatan besi dan keluli asas</b>	<b>5.7</b>	<b>-5.5</b>	<b>-4.5</b>	<b>5.4</b>	<b>5.0</b>	<b>-6.1</b>	<b>-3.5</b>	<b>5.6</b>	<b>1.3</b>	<b>-8.1</b>
<b>242</b> ( <b>24201 &amp; 24202 &amp; 24209</b> )	<b>Pembuatan logam asas berharga dan logam bukan ferus lain</b>	<b>9.9</b>	<b>-7.9</b>	<b>-4.4</b>	<b>5.0</b>	<b>12.6</b>	<b>-2.4</b>	<b>-3.6</b>	<b>1.8</b>	<b>5.0</b>	<b>3.7</b>
<b>243</b>	<b>Pengacuan logam</b>	<b>-2.3</b>	<b>-3.9</b>	<b>-3.6</b>	<b>5.2</b>	<b>3.4</b>	<b>-6.0</b>	<b>-0.7</b>	<b>0.5</b>	<b>3.8</b>	<b>-1.9</b>
<b>251 &amp; 252</b>	<b>Pembuatan produk struktur logam, tangki, takungan, penjana wap, senjata dan peluru</b>	<b>1.9</b>	<b>-0.9</b>	<b>0.4</b>	<b>1.6</b>	<b>5.6</b>	<b>-4.8</b>	<b>2.6</b>	<b>-0.3</b>	<b>3.6</b>	<b>-4.1</b>
25113	Pembuatan pintu, tingkap dan bingkai, penutup tingkap dan pintu pagar daripada logam	3.6	-1.0	-1.0	-1.9	1.2	-3.7	1.3	0.4	4.9	-9.5
25119	Pembuatan produk struktur logam lain										
25120	Pembuatan tangki, takungan dan kontena daripada logam Industri lain	-0.7	-0.3	2.5	6.3	12.4	-5.8	4.6	0.1	2.8	-0.4
		2.0	-2.7	-0.2	2.6	2.1	-5.9	1.2	-5.0	0.2	7.1
<b>259</b>	<b>Pembuatan lain-lain produk yang direka daripada logam; aktiviti perkhidmatan kerja logam</b>	<b>4.6</b>	<b>-4.2</b>	<b>1.1</b>	<b>7.0</b>	<b>3.7</b>	<b>-0.7</b>	<b>-1.3</b>	<b>2.9</b>	<b>-1.1</b>	<b>-0.3</b>
25910	Tempaan, tekanan, hentakan dan bentuk gelekkan logam; serbuk metalurgi	-2.2	-3.4	3.1	6.8	-2.4	-1.1	3.9	8.0	-8.6	-2.1
25920	Rawatan dan penyalutan logam; menggunakan mesin	1.9	-3.6	-7.4	2.7	10.3	-1.0	-11.3	8.1	-5.4	2.7
25991	Pembuatan tin untuk produk makanan dan minuman, tiub dan kotak boleh dilipat	-1.3	-4.8	8.2	12.8	0.0	-1.2	1.6	5.5	0.3	-0.3
25992	Pembuatan kabel, plaited bands (jalur/pita berpintal) dan artikel seumpamanya daripada logam	5.2	-1.4	1.2	7.6	9.3	-1.9	-2.1	-4.0	2.0	3.0
25993	Pembuatan bolt, skru, nat dan produk uliran seumpamanya										
25994	Pembuatan barangan rumah daripada logam	0.7	-1.3	6.4	0.9	3.8	-0.9	0.6	0.4	1.4	2.5
25999	Pembuatan produk lain yang direka daripada logam t.t.t.l. Industri lain	12.3	-8.5	-0.9	5.0	4.3	2.8	-3.0	2.5	3.7	-2.1
		15.9	-0.1	3.7	10.4	-10.5	-6.5	10.1	8.3	-6.8	-12.4
<b>261</b>	<b>Pembuatan komponen dan papan elektronik</b>	<b>3.2</b>	<b>-3.4</b>	<b>-7.5</b>	<b>6.6</b>	<b>-2.8</b>	<b>-4.5</b>	<b>-5.6</b>	<b>6.2</b>	<b>-9.6</b>	<b>0.3</b>
26101	Pembuatan diod, transistor dan alatan semikonduktor yang seumpamanya	2.9	-2.7	-4.3	3.6	-1.4	-5.1	-0.2	5.3	-9.2	1.4
26102	Pembuatan litar elektronik bersepadu dengan pemasangan mikro										
26103	Pembuatan kapasitor dan perintang elektrik										
26104	& Pembuatan papan litar bercetak	3.6	-5.0	-13.4	13.0	-6.9	-3.7	-16.3	9.4	-11.9	-1.2
26105	& Pembuatan komponen paparan										
26109	Pembuatan komponen lain untuk aplikasi elektronik	5.3	0.1	-11.5	7.4	7.1	-2.3	-8.4	-0.3	3.0	-5.2
<b>262</b> ( <b>26201 &amp; 26202</b> )	<b>Pembuatan komputer dan kelengkapan peranti</b>	<b>-5.1</b>	<b>-0.3</b>	<b>2.9</b>	<b>8.6</b>	<b>-5.8</b>	<b>0.4</b>	<b>14.9</b>	<b>10.1</b>	<b>-13.1</b>	<b>-0.5</b>
<b>263/26300</b>	<b>Pembuatan peralatan komunikasi</b>	<b>-0.2</b>	<b>-6.3</b>	<b>-9.9</b>	<b>10.3</b>	<b>0.8</b>	<b>1.7</b>	<b>-5.5</b>	<b>9.3</b>	<b>-1.5</b>	<b>3.9</b>
<b>264/26400</b>	<b>Pembuatan peralatan elektronik pengguna</b>	<b>-3.9</b>	<b>-5.5</b>	<b>8.9</b>	<b>6.3</b>	<b>-13.6</b>	<b>-20.2</b>	<b>-19.3</b>	<b>24.1</b>	<b>0.5</b>	<b>-14.8</b>
<b>265</b>	<b>Pembuatan kelengkapan mengukur, menguji, memandu arah dan kawalan; jam tangan dan jam</b>	<b>-11.6</b>	<b>20.0</b>	<b>3.9</b>	<b>2.4</b>	<b>-0.9</b>	<b>20.0</b>	<b>-5.9</b>	<b>4.8</b>	<b>-12.2</b>	<b>8.1</b>
26511	Pembuatan kelengkapan mengukur, menguji, memandu arah dan kawalan	-12.6	22.2	3.4	2.8	-1.1	21.5	-6.2	5.2	-13.1	8.7
26512	Pembuatan kelengkapan kawalan proses perindustrian										
26520	Pembuatan jam tangan dan jam dan bahagiannya	2.7	-6.6	10.8	-2.9	2.0	-3.1	-0.3	-3.8	4.6	-0.6
<b>266/26600</b>	<b>Pembuatan peralatan penyinaran, perubatan elektro dan elektroterapeutik</b>	<b>2.3</b>	<b>1.3</b>	<b>-13.0</b>	<b>2.2</b>	<b>13.8</b>	<b>-2.9</b>	<b>3.5</b>	<b>0.3</b>	<b>1.3</b>	<b>4.3</b>

2025											Group Description/Period
Mac	Apr.	Mei	Jun	Jul.	Ogo.	Sep.	Okt.	Nov.	Dis.	Jan.	
1.5	-0.2	0.5	-0.6	0.3	-0.04	1.5	2.3	1.4	2.7	-2.3	<b>Manufacture of non-metallic mineral products</b>
											<i>Manufacture of refractory mortars and concretes</i>
6.1	-4.6	-1.1	-1.0	-3.1	2.2	1.4	-1.1	0.6	14.0	-12.1	<i>Manufacture of non-refractory ceramic</i>
0.4	-1.3	10.8	-1.0	5.2	5.8	1.5	-3.0	-2.4	5.8	-5.8	<i>Manufacture of other porcelain and ceramic products</i>
-0.3	-2.7	3.6	-2.6	8.8	-16.0	1.1	1.0	-0.3	5.6	4.9	<i>Manufacture of hydraulic cement</i>
3.9	-0.9	-2.1	0.9	-0.5	-0.7	4.3	2.3	1.3	5.7	4.0	<i>Manufacture of ready-mix and dry-mix concrete and mortars</i>
											<i>Manufacture of precast concrete, cement or artificial stone articles for use in construction</i>
2.2	-0.5	2.3	-0.6	1.6	-0.3	-0.2	3.7	2.1	-5.0	0.4	<i>Manufacture of prefabricated structural components for building or civil engineering of cement, concrete or artificial stone</i>
											<i>Manufacture of other articles of concrete, cement and plaster n.e.c.</i>
-5.9	-0.4	2.9	0.3	-5.0	8.2	0.1	4.0	1.9	5.9	-10.0	<i>Manufacture of other non-metallic mineral products n.e.c.</i>
4.3	7.6	-7.4	-3.6	1.4	-3.5	4.9	1.2	1.4	6.3	-4.5	<i>Other industry</i>
2.5	-2.7	-2.4	-2.2	-2.8	1.1	2.9	-1.8	1.4	12.7	-3.1	<b>Manufacture of basic iron and steel</b>
-3.4	-0.3	-0.1	-2.8	-0.3	-3.3	2.6	-2.4	-0.1	11.4	4.7	<b>Manufacture of basic precious and other non-ferrous metals</b>
-6.4	4.4	-7.8	0.1	0.6	1.8	0.5	1.0	-3.6	2.8	7.9	<b>Casting of metals</b>
-0.8	-4.7	3.6	-1.5	2.4	1.1	-2.1	0.1	-1.2	4.4	5.6	<b>Manufacture of structural metal products, tanks, reservoirs , steam generators , weapons and ammunition</b>
											<i>Manufacture of metal doors, windows and their frames, shutters and gates</i>
2.6	-4.3	4.1	-1.1	0.4	2.5	-4.0	2.6	-1.6	2.4	8.5	<i>Manufacture of other structural metal products</i>
-2.8	-5.7	3.9	-1.9	5.2	-1.5	1.6	-2.2	-1.2	7.9	1.2	<i>Manufacture of tanks, reservoirs and containers of metal</i>
-7.2	-3.1	0.4	-1.3	1.0	5.2	-7.1	-2.3	0.5	0.3	10.7	<i>Other industry</i>
-0.4	-0.6	1.3	-1.6	-2.0	1.2	1.5	-0.6	-0.7	7.7	-0.2	<b>Manufacture of other fabricated metal products; metal working service activities</b>
											<i>Forging, pressing, stamping and roll-forming of metal; powder metallurgy</i>
0.6	-0.1	1.3	-4.9	3.2	4.7	1.5	1.6	-0.2	11.4	-5.0	<i>Treatment and coating of metals; machining</i>
-0.7	0.8	-0.5	-5.5	-1.1	-9.8	-0.5	11.7	-7.5	18.3	-5.2	<i>Manufacture of tins and cans for food products, collapsible tubes and boxes</i>
-4.4	-0.2	4.0	-1.3	2.7	-2.2	0.0	1.8	4.6	4.0	0.2	<i>Manufacture of metal cable, plaited bands and similar articles</i>
											<i>Manufacture of bolts, screws, nuts and similar threaded products</i>
0.9	-4.4	0.7	1.8	-4.6	1.5	0.6	-5.9	-1.8	7.1	2.7	
-3.4	-0.5	3.2	-2.9	2.3	-1.6	1.0	1.5	-1.8	-0.2	7.7	<i>Manufacture of metal household articles</i>
0.3	2.8	1.9	-2.1	-6.1	4.7	3.2	-2.7	0.4	3.8	3.6	<i>Manufacture of any other fabricated metal products n.e.c.</i>
-1.7	0.2	-2.9	2.5	1.7	7.7	6.5	-0.04	-1.5	7.6	-7.4	<i>Other industry</i>
-3.1	-4.1	2.5	-0.3	-8.1	1.7	3.0	-0.8	0.5	11.8	-9.0	<b>Manufacture of electronic components and boards</b>
											<i>Manufacture of diodes, transistors and similar semiconductor devices</i>
-1.3	-4.6	-1.8	3.3	-4.1	3.2	0.8	-0.4	-0.2	12.8	-8.8	<i>Manufacture of electronic integrated circuits micro assemblies</i>
											<i>Manufacture of electrical capacitors and resistors</i>
-7.7	-3.4	12.7	-7.3	-18.4	0.6	9.8	-2.2	2.6	9.5	-9.7	<i>Manufacture of printed circuit boards</i>
											<i>Manufacture of display components</i>
2.7	-1.4	-1.2	-0.5	2.6	-13.9	-2.7	4.0	-1.2	11.5	-8.8	<i>Manufacture of other components for electronic applications</i>
-6.1	1.6	3.6	2.7	7.1	2.1	8.5	-0.9	-2.0	18.3	-13.6	<b>Manufacture of computers and peripheral equipment</b>
-1.9	-2.4	5.8	1.2	-7.0	-2.3	1.4	-1.2	20.4	-7.9	7.1	<b>Manufacture of communication equipment</b>
-10.7	-8.8	3.9	-7.0	-22.2	7.5	7.3	14.4	-0.5	4.6	0.0	<b>Manufacture of consumer electronics</b>
											<b>Manufacture of measuring, testing, navigating and control equipment; watches and clocks</b>
7.2	1.7	7.5	13.8	-5.4	-15.8	-0.3	8.8	-0.4	8.5	-10.1	<i>Manufacture of measuring, testing, navigating and control equipment</i>
7.6	2.2	7.5	14.7	-5.8	-16.4	-0.3	9.3	-0.5	9.3	-10.7	<i>Manufacture of industrial process control equipment</i>
0.2	-6.2	6.4	-2.8	1.8	-3.5	0.4	-1.3	0.8	-6.5	5.3	<i>Manufacture of watches and clocks and parts</i>
0.4	-4.1	4.1	-9.3	10.7	-4.3	4.7	-0.7	-1.7	1.9	-10.2	<b>Manufacture of irradiation, electromedical and electrotherapeutic equipment</b>

Jadual Table **1.6c** : Gaji dan Upah yang Dibayar Sektor Pembuatan Mengikut Kumpulan: Perubahan Peratusan Bulanan/Suku Tahunan  
 : *Salaries and Wages Paid of Manufacturing Sector by Group: Monthly/Quarterly Percentage Change*

Kod Kumpulan Group code	Keterangan Kumpulan/Tempoh	2023				2024				2024	
		Q1	Q2	Q3	Q4	Q1	Q2	Q3	Q4	Jan.	Feb.
267 ( 26701 & 26702 ) & 268 (26800)	Pembuatan peralatan optikal, kelengkapan fotografi, media magnetik dan optikal	0.6	-2.3	0.7	6.5	5.6	-6.3	-2.2	6.1	-4.1	3.6
271	Pembuatan motor elektrik, penjana, transformer dan perkakasan pengagihan dan pengawalan elektrik	1.8	-7.0	3.1	0.1	2.1	1.9	1.7	-4.1	-2.8	-4.3
	27101 Pembuatan motor elektrik, penjana dan transformer	-3.9	2.5	6.1	3.1	-1.2	-2.0	9.4	-2.1	5.5	-11.4
	27102 Pembuatan perkakasan pengagihan dan pengawalan elektrik	5.2	-12.3	1.2	-2.0	4.5	4.5	-3.3	-5.5	-8.1	0.8
272/ 27200	Pembuatan bateri dan akumulator	4.6	-2.4	7.0	1.4	-0.2	10.5	-1.8	-8.7	-6.5	13.5
273	Pembuatan pendawaian dan peranti pendawaian	-5.4	-3.4	1.7	-9.5	-5.3	-5.1	5.2	-1.6	0.9	-2.8
	27310 Pembuatan kabel gentian optikal	-16.0	13.9	3.9	-1.6	-10.9	14.6	3.0	1.2	-13.5	0.3
	27320 Pembuatan wayar dan kabel elektronik dan elektrik lain	-4.3	-4.9	1.4	-10.4	-5.4	-7.4	5.7	-1.7	2.2	-3.4
	27330 Pembuatan alatan pendawaian pembawa dan bukan pembawa arus untuk litar elektrik (tanpa mengira jenis bahan)	-11.2	-1.4	4.1	-4.6	13.1	3.1	0.2	-6.1	13.7	6.0
274/ 27400	Pembuatan kelengkapan pencahayaan elektrik	-8.0	-11.2	21.4	4.1	1.9	-4.7	14.9	0.1	-8.8	-3.4
275/ 27500	Pembuatan perkakasan domestik	5.8	4.2	8.5	-8.2	-1.8	-14.6	4.2	1.2	-3.4	0.3
279/ 27900	Pembuatan kelengkapan elektrik lain	0.7	-10.9	3.3	9.3	-0.3	6.9	3.7	9.4	-0.8	-12.8
281 & 282	Pembuatan jentera kegunaan umum dan kegunaan khas	-0.1	-6.0	0.4	5.0	-0.8	-6.9	2.3	7.5	-3.5	-1.7
	28120 & 28130 Pembuatan alat-alat kuasa bendalir & pam, pemampat, kepala paip dan injap lain	-10.1	4.4	2.5	6.1	-39.2	-0.4	6.5	19.9	-45.6	-2.4
	28180 & 28220 Pembuatan alatan tangan yang menggunakan kuasa dilengkapkan dengan motor elektrik atau bukan motor elektrik atau pneumatik & pembuatan jentera pembentukan logam dan alatan mesin	-8.5	-0.5	1.8	4.4	-7.1	-5.8	8.7	12.3	-9.6	1.1
	28192 Pembuatan mesin penyaman udara, termasuk untuk kenderaan bermotor	-8.4	-18.4	-2.7	4.7	17.9	-15.4	-2.4	9.4	5.8	9.2
	28290 Pembuatan lain-lain mesin bertujuan khas t.t.t.l. Industri lain	8.9	-5.2	-12.3	0.5	5.3	-3.9	-0.3	6.6	5.9	-7.7
		7.2	-5.7	3.9	6.3	2.2	-5.8	1.3	3.6	2.6	-4.7
291 ( 29101 & 29102 )	Pembuatan kenderaan bermotor	-8.5	1.3	1.8	3.2	-9.3	-6.8	2.0	6.6	-12.0	-0.6
292/ 29200	Pembuatan kerangka (coachwork) untuk kenderaan bermotor; pembuatan treler dan semi treler	5.1	-4.5	10.8	7.9	-4.2	-3.1	2.4	2.2	-5.1	-0.2
293/ 29300	Pembuatan alat ganti dan aksesori untuk kenderaan bermotor	-1.2	7.0	-5.4	4.0	-2.5	11.8	-4.1	2.2	-9.9	2.3
301 ( 30110 & 30120 )	Pembinaan kapal dan bot	11.6	-1.3	1.3	8.7	7.9	-1.3	2.1	5.5	2.8	-3.9
302, 303, 304 & 309	Pembuatan lokomotif keretapi, rolling stock, kapal angkasa dan udara, jentera berkaitan, kenderaan tempur ketenteraan, dan kelengkapan pengangkutan t.t.t.l.	3.1	-0.8	-4.4	1.5	2.7	1.3	-3.8	2.6	-0.3	2.6
	30910 Pembuatan motosikal	4.1	1.1	-2.2	2.2	1.2	1.6	-3.1	6.2	0.9	-0.9
	30920 Pembuatan basikal dan invalid carriages Industri lain	-2.3	-5.2	-20.2	-6.7	-2.2	1.8	2.7	-8.8	-4.7	0.2
		3.8	-2.7	-1.2	3.4	8.4	0.4	-7.8	-1.4	-1.2	11.9
310	Pembuatan perabot	5.5	-4.0	0.7	4.4	0.8	-4.3	0.1	4.2	0.0	-3.1
	31001 Pembuatan perabot kayu dan rotan Industri lain	6.5	-2.8	0.6	4.1	1.2	-4.8	-0.8	4.8	-0.1	-3.3
		1.3	-9.0	1.5	5.4	-1.2	-2.3	3.9	1.9	0.2	-2.3
321 ( 32110 & 32120 )	Pembuatan barang kemas, bijouterie dan artikel berkaitan	-2.8	-9.8	1.6	10.3	-1.3	-1.4	-2.5	3.4	-9.1	4.4
322, 325 & 329	Pembuatan instrumen muzik, peralatan dan bekalan perubatan dan pergigian dan pembuatan lain t.t.t.l.	-2.1	0.4	2.8	5.0	-1.4	-0.6	3.8	7.7	-6.8	0.8
	32901 Pembuatan alat tulis Industri lain	0.4	-2.9	8.1	-4.8	0.1	-2.4	12.0	-0.3	-0.6	-0.01
		-2.8	1.3	1.4	7.6	-1.7	-0.1	1.9	9.8	-8.2	0.9
323/ 32300	Pembuatan barangan sukan	1.5	-7.2	-10.9	-0.1	0.3	-8.3	-7.2	-1.4	5.2	-3.0
324/ 32400	Pembuatan permainan dan mainan	-1.8	4.0	0.3	1.8	-18.7	13.5	1.1	-1.3	-30.4	-0.2
331 & 332	Pembaikan pemasangan produk logam, jentera, kelengkapan dan pemasangan jentera perindustrian dan kelengkapan	4.8	-0.9	-4.8	4.8	2.1	-0.9	-4.7	4.5	-2.8	0.6
	33150 Pembaikan dan penyelenggaraan kelengkapan pengangkutan kecuali motosikal dan basikal Industri lain	6.2	-5.0	-9.3	25.6	-0.9	-1.7	-22.2	5.6	-19.3	9.3
		4.4	0.2	-3.6	-0.5	3.0	-0.6	0.7	4.2	3.5	-1.9
<b>Jumlah Pembuatan</b>		<b>0.8</b>	<b>-1.4</b>	<b>-0.4</b>	<b>4.0</b>	<b>-0.9</b>	<b>-1.3</b>	<b>-0.1</b>	<b>4.1</b>	<b>-4.5</b>	<b>-1.3</b>

2025											Group Description/Period
Mac	Apr.	Mei	Jun	Jul.	Ogo.	Sep.	Okt.	Nov.	Dis.	Jan.	
8.4	-10.0	-5.6	4.7	-3.2	-1.8	3.5	0.8	-0.6	11.6	-14.7	<b>Manufacture of optical instruments, photographic equipment, magnetic and optical media</b>
-1.5	-1.6	8.5	1.5	0.4	-3.3	-0.5	-3.6	-5.1	14.1	-0.6	<b>Manufacture of electric motors, generators, transformers and electricity distribution and control apparatus</b>
2.1	-7.6	11.9	3.1	2.7	-0.3	3.0	-3.0	-2.5	2.1	4.6	Manufacture of electric motors, generators and transformers
-3.9	2.4	6.5	0.5	-1.1	-5.3	-3.1	-4.2	-7.2	23.9	-4.0	Manufacture of electricity distribution and control apparatus
-3.8	3.5	8.9	-2.1	-2.3	-2.0	1.3	-3.4	-5.5	-6.3	0.3	<b>Manufacture of batteries and accumulators</b>
-0.4	-12.1	14.8	-1.4	5.4	-3.3	-4.5	5.2	-8.1	9.6	-5.0	<b>Manufacture of wiring and wiring devices</b>
-1.3	6.3	9.1	7.0	-1.8	-4.2	1.1	-1.9	1.7	7.9	-13.2	Manufacture of fibre optic cables
0.1	-14.8	16.2	-2.5	6.6	-3.3	-5.3	6.6	-9.5	10.3	-4.1	Manufacture of other electronic and electric wires and cables
-8.7	6.9	0.1	1.5	0.3	-0.9	-1.4	-3.8	-2.1	0.7	-0.1	Manufacture of current-carrying and non current-carrying wiring devices for electrical circuits regardless of material
0.03	-11.0	10.6	3.5	10.8	-0.6	-4.3	-2.8	0.2	18.2	-7.7	<b>Manufacture of electric lighting equipment</b>
2.0	-23.9	15.8	0.2	-2.8	7.9	-8.3	-0.6	4.9	5.7	-11.7	<b>Manufacture of domestic appliances</b>
3.3	4.7	3.1	8.0	-8.1	6.6	4.9	-1.5	4.1	7.9	-1.5	<b>Manufacture of other electrical equipment</b>
-3.9	-2.2	-2.0	-0.6	2.2	0.4	2.7	2.4	0.1	8.7	-4.5	<b>Manufacture of general-purpose and special-purpose machinery</b>
-2.7	-1.8	6.5	-0.2	1.2	3.0	3.7	12.8	-5.2	19.6	-37.4	Manufacture of fluid power equipment
-9.2	-1.5	3.0	-0.8	4.7	-0.02	9.9	1.9	-1.8	14.5	-5.4	Manufacture of other pumps, compressors, taps and valves
-3.8	-15.2	-0.8	0.03	-1.0	-2.4	1.1	1.2	7.3	9.2	2.3	Manufacture of power-driven hand tools with self-contained electric or non-electric motor or pneumatic drives
-1.7	2.5	-5.3	3.2	-1.4	0.2	2.3	4.1	-0.1	2.5	-12.8	Manufacture of metal-forming machinery and machine tools
-2.5	0.8	-4.4	-1.5	3.0	1.2	0.2	1.3	-0.3	6.1	0.4	Manufacture of air-conditioning machines, including for motor vehicles
-10.2	-0.7	2.0	-0.7	-1.5	5.1	-0.04	-1.2	-1.0	20.6	-21.1	Manufacture of other special-purpose machinery
-7.6	2.1	0.2	-0.2	3.0	-0.8	0.2	0.1	1.6	3.4	-2.8	Other industry
0.2	10.5	1.0	-1.0	-3.6	0.2	-0.8	2.0	-2.1	6.2	-6.2	<b>Manufacture of motor vehicles</b>
14.2	-10.1	2.6	0.8	-1.4	2.0	2.1	1.4	1.1	3.5	2.0	<b>Manufacture of bodies (coachwork) for motor vehicles; manufacture of trailers and semi-trailers</b>
2.7	-1.0	1.5	-3.9	0.3	-4.7	3.6	1.7	-0.5	1.4	0.5	<b>Manufacture of parts and accessories for motor vehicles</b>
5.1	-1.3	1.8	-3.8	-2.2	-0.7	4.9	2.6	-0.6	2.9	-0.3	<b>Building of ships and boats</b>
-1.2	0.1	3.7	0.2	16.8	-20.7	2.0	0.0	-0.6	-5.5	0.9	Manufacture of railway locomotives, rolling stock, air and spacecraft, related machinery, military fighting vehicles and transport equipment n.e.c
-0.9	-0.8	0.2	-5.7	-0.1	-6.7	1.2	0.03	0.03	0.2	2.2	Manufacture of motorcycles
-0.5	-2.9	2.1	-4.2	0.2	1.5	3.2	-0.1	0.01	5.1	-0.1	Manufacture of bicycles and invalid carriages
-0.2	-3.7	2.4	-4.4	-0.9	1.8	3.5	-0.7	0.4	6.6	-1.0	Other industry
-2.0	0.5	0.6	-3.2	5.2	0.2	1.8	2.2	-1.6	-1.3	4.2	Manufacture of furniture
1.1	-2.4	-0.1	-3.1	1.1	-1.2	-2.0	3.4	-2.6	10.7	3.6	Manufacture of wooden and cane furniture
-0.4	-0.7	0.7	-0.6	3.0	1.0	0.8	2.5	2.5	7.3	-5.5	Other industry
-2.9	-2.5	2.0	2.7	3.6	8.9	-0.9	-3.3	0.1	2.4	-0.7	<b>Manufacture of jewellery, bijouterie and related articles</b>
0.2	-0.3	0.4	-1.3	2.9	-0.9	1.3	4.1	3.0	8.4	-6.5	Manufacture of musical instruments, medical and dental instruments and supplies and other manufacturing n.e.c
2.1	-9.6	5.4	-7.2	6.6	-16.0	1.9	0.2	2.9	4.3	-2.0	Manufacture of stationery
11.9	6.0	-0.3	-0.8	-1.0	3.9	0.7	-6.1	-0.8	11.6	-30.2	Other industry
0.1	1.5	-2.4	-3.0	-1.9	0.2	-0.5	0.9	3.5	4.6	-3.0	<b>Manufacture of sports goods</b>
-3.8	3.4	-6.7	-2.5	-20.0	1.0	1.7	-5.4	9.6	9.9	-12.4	<b>Manufacture of games and toys</b>
1.4	0.9	-1.1	-3.1	3.6	0.01	-1.0	2.4	2.1	3.3	-0.6	Repair of fabricated metal products, machinery and equipment and installation of industrial machinery and equipment
-0.2	-1.4	1.0	0.1	-0.9	-0.1	1.4	0.6	0.2	7.1	-4.6	Repair and maintenance of transport equipment except motorcycles and bicycles
											Other industry
											<b>Total Manufacturing</b>

**Jadual 2 : Pengeluaran Produk Utama dalam Industri Pembuatan yang Terpilih**  
**Table 2 : Production of Major Products in Selected Manufacturing Industries**

Keterangan Produk Product Description	Unit Kuantiti Quantity Unit	2023	2024	2024			
				Jan.	Feb.	Mac	Apr.
<b>Ikan tin</b> <i>Canned fish</i>	<b>Tan</b> <i>Tonne</i>	5,748	5,959	567	487	615	513
<b>Ikan segar sejuk beku</b> <i>Frozen fish</i>	<b>Tan</b> <i>Tonne</i>	19,660	20,260	1,631	1,412	1,518	1,417
<b>Bebola ikan</b> <i>Fish ball</i>	<b>Tan</b> <i>Tonne</i>	7,794	9,448	668	516	694	858
<b>Sotong sejuk beku</b> <i>Frozen cuttle fish/squid</i>	<b>Tan</b> <i>Tonne</i>	7,063	6,701	504	398	571	553
<b>Udang geragau/udang sejuk</b> <i>Frozen shrimps/prawns</i>	<b>Tan</b> <i>Tonne</i>	17,266	21,941	1,666	1,626	1,996	1,975
<b>Jem (semua jenis)</b> <i>Jams (all types)</i>	<b>Tan</b> <i>Tonne</i>	11,851	10,335	1,044	675	697	773
<b>Minyak kelapa mentah</b> <i>Coconut (copra) oil and its fraction crude oil</i>	<b>Tan</b> <i>Tonne</i>	18,795	21,762	1,769	1,800	1,980	1,900
<b>Minyak kelapa, ditapis</b> <i>Coconut oil, refined</i>	<b>Tan</b> <i>Tonne</i>	73,933	70,881	5,652	4,005	4,075	5,603
<b>Lemak doh/shortening</b> <i>Dough fats/shortening</i>	<b>Tan</b> <i>Tonne</i>	158,613	156,647	13,488	11,799	10,637	12,821
<b>Marjerin</b> <i>Margerine</i>	<b>Tan</b> <i>Tonne</i>	73,536	86,989	6,562	7,018	6,092	7,238
<b>Minyak masak campuran</b> <i>Blended/deodorised cooking oil</i>	<b>Tan</b> <i>Tonne</i>	481,565	462,606	46,502	38,326	36,909	39,659
<b>Susu pekat manis</b> <i>Sweetened condensed milk</i>	<b>Tan</b> <i>Tonne</i>	469,591	479,533	39,248	39,708	41,263	35,134
<b>Minuman susu</b> <i>Milk drinks</i>	<b>Liter ('000)</b> <i>Litres ('000)</i>	120,976	128,558	10,958	9,516	9,001	8,016
<b>Beras</b> <i>Whole rice</i>	<b>Tan</b> <i>Tonne</i>	683,766	659,091	47,524	53,086	54,190	58,709
<b>Beras hancur</b> <i>Broken rice</i>	<b>Tan</b> <i>Tonne</i>	102,686	118,292	7,803	7,577	8,487	9,915
<b>Tepung gandum</b> <i>Wheat flour</i>	<b>Tan</b> <i>Tonne</i>	1,003,698	866,005	88,728	90,120	63,457	64,667
<b>Roti dan kek</b> <i>Bread and cakes</i>	<b>Tan</b> <i>Tonne</i>	599,866	786,730	46,866	74,165	68,821	63,945
<b>Mee dan bihun</b> <i>Mee and bihun</i>	<b>Tan</b> <i>Tonne</i>	260,710	255,834	23,469	24,119	20,683	22,280
<b>Sos dan bahan perasa</b> <i>Sos and flavoring ingredients</i>	<b>Tan</b> <i>Tonne</i>	93,755	96,621	9,773	9,247	7,351	6,029
<b>Kelapa kering</b> <i>Desiccated coconuts</i>	<b>Tan</b> <i>Tonne</i>	4,646	3,738	281	285	345	417
<b>Makanan ayam itik campuran</b> <i>Mixed poultry feed</i>	<b>Tan</b> <i>Tonne</i>	2,386,374	2,326,091	216,342	175,096	192,375	199,476
<b>Hidangan ikan</b> <i>Fish meals</i>	<b>Tan</b> <i>Tonne</i>	106,406	76,757	6,922	6,888	8,175	8,995
<b>Biskut</b> <i>Biscuits</i>	<b>Tan</b> <i>Tonne</i>	124,962	140,238	11,728	12,730	12,957	12,534
<b>Gula bertapis</b> <i>Refined sugar</i>	<b>Tan</b> <i>Tonne</i>	1,981,898	1,962,043	167,446	155,467	176,536	173,478
<b>Minuman manis berkarbonat</b> <i>Sweet beverages (carbonated)</i>	<b>Liter ('000)</b> <i>Litres ('000)</i>	357,856	458,276	38,301	32,522	34,378	36,305
<b>Minuman manis tidak berkarbonat</b> <i>Sweet beverages (non-carbonated)</i>	<b>Liter ('000)</b> <i>Litres ('000)</i>	2,025,653	1,816,396	175,017	153,946	164,805	157,307

								2025
Mei	Jun	Jul.	Ogo.	Sept.	Okt.	Nov.	Dis.	Jan.
545	525	461	486	484	454	409	414	433
1,506	1,692	1,857	1,780	1,834	2,251	1,653	1,708	1,160
985	922	880	903	908	806	684	625	596
639	667	539	569	573	568	570	549	447
2,097	1,947	1,692	1,977	2,011	1,782	1,654	1,518	1,463
790	811	764	766	877	931	1,113	1,095	1,097
1,864	1,624	1,644	1,613	1,842	2,092	2,031	1,603	2,285
6,454	5,978	6,162	6,158	6,595	7,521	6,951	5,727	7,101
12,503	13,621	14,137	14,055	13,711	14,901	12,238	12,735	12,830
6,757	8,366	8,869	9,047	7,954	8,939	5,221	4,926	5,917
36,209	33,436	28,091	33,354	38,381	48,530	41,440	41,769	42,476
42,701	46,271	50,471	44,842	39,492	33,951	31,414	35,038	34,986
9,595	10,596	12,966	12,946	12,543	12,006	10,565	9,850	9,627
66,017	53,036	54,718	55,985	57,838	50,042	55,063	52,884	45,211
13,208	10,344	11,366	11,425	11,099	10,209	8,397	8,462	7,408
74,265	71,244	69,733	70,272	62,554	60,599	78,752	71,614	71,987
65,334	76,087	81,228	70,878	65,401	63,580	60,186	50,240	56,910
21,629	19,682	20,981	19,649	21,446	22,440	20,971	18,484	23,303
6,041	7,195	7,906	8,431	7,652	8,453	8,667	9,875	10,003
346	329	256	253	274	301	329	323	327
179,888	160,106	177,267	181,205	180,448	185,549	219,287	259,052	237,419
6,261	5,208	4,967	5,248	5,317	4,830	6,970	6,977	7,612
12,340	11,264	10,018	10,933	11,422	13,883	9,971	10,458	9,585
144,731	140,421	160,308	146,044	154,790	164,122	187,692	191,007	175,200
38,079	41,348	40,729	41,411	40,636	40,204	32,469	41,896	39,092
144,786	132,369	130,896	136,563	134,413	137,242	167,749	181,304	174,524

**Jadual 2 : Pengeluaran Produk Utama dalam Industri Pembuatan yang Terpilih**  
**Table 2 : Production of Major Products in Selected Manufacturing Industries**

Keterangan Produk Product Description	Unit Kuantiti Quantity Unit	2023	2024	2024			
				Jan.	Feb.	Mac	Apr.
<b>Air mineral dan minuman</b> Mineral and drinking water	<b>Liter ('000)</b> Litres ('000)	709,585	772,679	45,346	52,690	39,526	52,711
<b>Kain kapas</b> Cotton cloth	<b>Meter ('000)</b> Metres ('000)	41,668	63,561	4,101	5,339	4,819	5,399
<b>Seluar lelaki</b> Pants, males	<b>Bilangan ('000)</b> Number ('000)	2,433	741	100	95	131	122
<b>Kemeja lelaki</b> Shirts, males	<b>Bilangan ('000)</b> Number ('000)	15,444	16,061	1,442	1,269	1,255	1,332
<b>Blaus</b> Blouses	<b>Bilangan ('000)</b> Number ('000)	3,297	3,003	290	277	299	321
<b>Pakaian perempuan</b> Dresses	<b>Bilangan ('000)</b> Number ('000)	2,270	2,024	155	151	193	213
<b>Kasut getah (semua jenis)</b> Rubber footwear (all types)	<b>Pasang ('000)</b> Pairs ('000)	1,835	1,366	120	121	132	135
<b>Kiln kayu kering</b> Kiln dried timber	<b>Tan</b> Tonne	138,378	137,514	7,802	7,162	11,162	13,634
<b>Kayu gergaji</b> Rubberwood (sawn)	<b>Tan</b> Tonne	122,365	143,775	9,522	10,698	10,113	13,223
<b>Kepingan venir</b> Veneer sheets	<b>Meter Padu</b> Cubic metre	284,746	167,337	16,941	19,245	17,694	19,541
<b>Papan gentian berkepadatan sederhana</b> Medium density fibreboard	<b>Meter Padu</b> Cubic metre	2,622,634	2,813,977	242,756	287,791	250,672	200,194
<b>Papan lapis</b> Plywood	<b>Meter Padu</b> Cubic metre	4,365,151	5,093,667	414,852	461,286	476,305	437,668
<b>Ukiran kayu</b> Timber moulding	<b>Meter Padu</b> Cubic metre	46,997	45,823	3,118	3,343	4,054	4,903
<b>Kayu balak siap</b> Dressed timber	<b>Meter Padu</b> Cubic metre	6,343	6,400	808	723	699	847
<b>Rak dan beg kertas</b> Sacks and bags of paper	<b>Bilangan ('000)</b> Number ('000)	331,989	293,085	26,400	28,551	26,511	25,697
<b>Kertas tisu</b> Tissue paper	<b>Tan</b> Tonne	85,245	84,748	6,954	6,522	6,700	6,865
<b>Kertas napkin</b> Napkin paper	<b>Tan</b> Tonne	2,111	1,310	95	99	129	119
<b>Kertas tandas</b> Toilet paper	<b>Tan</b> Tonne	46,047	38,746	3,094	3,406	3,685	3,181
<b>Minyak tanah</b> Kerosene	<b>Tan</b> Tonne	3,275,428	3,619,726	253,995	190,453	311,056	292,481
<b>Gas petroleum cecair</b> Liquefied petroleum gas	<b>Tan</b> Tonne	2,524,079	2,385,651	136,970	222,607	212,854	223,760
<b>Minyak bahan api</b> Fuel oil	<b>Tan</b> Tonne	1,935,352	2,128,383	153,465	131,820	176,134	166,257
<b>Minyak diesel/gas</b> Diesel/ gas oil	<b>Tan</b> Tonne	16,187,264	16,993,319	1,312,278	1,419,683	1,607,736	723,593
<b>Gasolin (spirit motor)</b> Gasoline (motor spirit)	<b>Tan</b> Tonne	4,639,314	4,277,629	215,923	253,667	257,685	242,704
<b>Minyak pelincir campuran</b> Blended lubricating oil	<b>Tan</b> Tonne	186,354	239,731	16,928	15,949	17,035	17,188
<b>Nafta</b> Naptha	<b>Tan</b> Tonne	2,974,988	3,381,541	172,666	242,018	228,330	277,386

								2025
Mei	Jun	Jul.	Ogo.	Sept.	Okt.	Nov.	Dis.	Jan.
65,351	70,556	71,242	74,004	77,360	71,401	84,818	67,672	53,301
6,234	5,860	5,179	5,391	5,295	6,158	4,984	4,803	4,145
84	33	32	31	33	35	26	20	26
1,427	1,435	1,536	1,327	1,192	1,382	1,291	1,174	1,423
286	254	259	226	205	201	196	190	222
178	173	179	175	159	152	157	138	150
93	96	84	71	86	119	167	141	125
13,548	14,280	15,513	11,777	12,386	9,145	11,084	10,021	9,204
14,833	13,290	13,308	11,812	13,976	13,912	10,351	8,737	10,463
10,733	13,149	10,552	10,169	10,072	10,869	15,675	12,700	14,025
185,950	147,463	180,044	250,134	221,255	226,067	306,650	315,001	258,201
409,641	467,737	426,992	413,460	389,753	434,796	380,902	380,275	362,927
4,787	3,316	3,358	3,401	3,203	3,412	4,857	4,071	3,113
668	385	311	311	335	336	407	570	784
24,506	22,804	22,327	22,692	21,267	21,250	26,777	24,303	23,810
6,690	7,301	7,459	7,321	7,244	6,497	7,587	7,608	6,927
123	135	135	105	99	92	89	92	94
3,089	3,409	3,682	2,732	2,706	2,704	3,645	3,415	3,229
411,133	474,660	252,813	274,740	298,937	280,520	265,893	313,046	309,335
268,505	228,952	212,700	207,382	187,671	168,910	171,732	143,608	154,119
194,274	218,603	188,277	221,406	214,007	154,872	140,022	169,249	170,099
1,281,299	1,355,676	1,448,086	1,451,313	1,358,727	1,533,032	1,802,183	1,699,715	1,537,723
394,924	427,782	484,501	500,883	452,133	458,295	277,304	311,827	280,711
18,666	20,384	19,797	25,425	24,644	25,017	19,883	18,815	17,653
360,008	494,869	283,453	277,592	236,990	253,202	332,509	222,517	239,208

**Jadual 2 : Pengeluaran Produk Utama dalam Industri Pembuatan yang Terpilih**  
**Table 2 : Production of Major Products in Selected Manufacturing Industries**

Keterangan Produk Product Description	Unit Kuantiti Quantity Unit	2023	2024	2024			
				Jan.	Feb.	Mac	Apr.
<b>Gas asli cecair</b> <i>Liquefied natural gas</i>	<b>Tan</b> <i>Tonne</i>	31,279,579	31,016,985	2,930,110	2,830,335	3,293,275	2,296,557
<b>Nitrogen dan oksigen</b> <i>Nitrogen and oxygen</i>	<b>Meter padu ('000)</b> <i>Cubic metre ('000)</i>	526,966	455,285	45,944	42,849	43,087	42,132
<b>Methanol (methyl alcohol)</b> <i>Methanol (methyl alcohol)</i>	<b>Tan</b> <i>Tonne</i>	5,090,653	6,418,393	555,053	536,428	518,656	440,918
<b>Baja (termasuk urea)</b> <i>Fertilizers (includes urea)</i>	<b>Tonne</b> <i>Tonne</i>	5,906,343	5,369,283	434,307	471,171	473,629	428,788
<b>Sebatian P.V.C</b> <i>P.V.C. compound</i>	<b>Tan</b> <i>Tonne</i>	56,303	43,615	3,679	3,749	3,625	3,944
<b>Racun serangga aerosol</b> <i>Aerosol insecticides (liquid)</i>	<b>Liter</b> <i>Litres</i>	5,163,308	4,240,499	422,415	413,931	377,944	394,043
<b>Racun herba (cecair)</b> <i>Herbicides (liquid)</i>	<b>Liter ('000)</b> <i>Litres ('000)</i>	91,732	71,789	8,842	8,245	7,945	8,166
<b>Racun herba (bukan cecair)</b> <i>Herbicides (non-liquid)</i>	<b>Tonne</b> <i>Tonne</i>	57,643	27,890	2,965	2,962	3,004	3,073
<b>Cat emulsi</b> <i>Emulsion paints</i>	<b>Liter ('000)</b> <i>Litres ('000)</i>	69,896	53,918	6,195	6,202	5,309	4,222
<b>Cat lapis</b> <i>Under-coats</i>	<b>Liter ('000)</b> <i>Litres ('000)</i>	13,019	11,461	1,007	1,063	890	960
<b>Cat asas</b> <i>Primers</i>	<b>Liter ('000)</b> <i>Litres ('000)</i>	21,342	24,677	1,938	2,116	1,656	1,426
<b>Dakwat pencetak</b> <i>Printing ink</i>	<b>Tan</b> <i>Tonne</i>	21,012	25,485	2,556	1,950	2,075	1,974
<b>Pelembut fabrik</b> <i>Fabric softener</i>	<b>Liter ('000)</b> <i>Litres ('000)</i>	29,439	31,631	2,389	2,651	2,703	2,372
<b>Sabun mandi</b> <i>Toilet soap</i>	<b>Tan</b> <i>Tonne</i>	14,935	16,145	1,348	1,579	1,658	1,271
<b>Sabun serbuk (bahan pencuci)</b> <i>Soap powder (detergents)</i>	<b>Tan</b> <i>Tonne</i>	77,816	90,433	6,087	6,590	7,342	6,850
<b>Pelekat perindustrian</b> <i>Adhesive, industrial</i>	<b>Liter ('000)</b> <i>Litres ('000)</i>	166,252	168,412	13,705	13,425	11,673	13,720
<b>Tayar pneumatik (semua jenis)</b> <i>Pneumatic tyres (all types)</i>	<b>Bilangan ('000)</b> <i>Number ('000)</i>	4,753	4,655	498	495	459	384
<b>Tiub dalam (semua jenis)</b> <i>Inner tubes (all types)</i>	<b>Bilangan ('000)</b> <i>Number ('000)</i>	788	683	83	71	55	49
<b>Getah mutu malaysia (semua gred)</b> <i>S.M.R. (all grades)</i>	<b>Tan</b> <i>Tonne</i>	668,508	676,210	63,120	60,695	49,422	46,833
<b>Susu getah diproses</b> <i>Processed latex</i>	<b>Tan</b> <i>Tonne</i>	50,917	52,446	4,038	3,907	3,888	3,870
<b>Sarung tangan getah</b> <i>Rubber gloves</i>	<b>Pasang (Juta)</b> <i>Pairs (Million)</i>	66,998	74,126	6,083	6,454	7,515	7,423
<b>Kondom</b> <i>Condom</i>	<b>Gross ('000)</b> <i>Gross ('000)</i>	21,118	25,898	1,935	1,812	1,788	2,615
<b>Paip P.V.C.</b> <i>P.V.C. pipes</i>	<b>Tan</b> <i>Tonne</i>	123,126	130,202	10,551	10,997	12,930	11,565
<b>Bata tanah</b> <i>Earthen bricks</i>	<b>Bilangan ('000)</b> <i>Number ('000)</i>	201,043	192,614	15,569	16,178	13,476	17,896
<b>Jubin seramik</b> <i>Ceramic tiles</i>	<b>M. Persegi ('000)</b> <i>Sq. metres ('000)</i>	24,753	33,136	1,601	1,910	2,501	2,808

								2025
Mei	Jun	Jul.	Ogo.	Sept.	Okt.	Nov.	Dis.	Jan.
2,178,371	2,603,478	2,923,077	2,442,018	2,272,124	2,537,713	2,440,526	2,269,400	2,712,771
42,601	38,053	36,040	29,069	28,573	31,922	35,826	39,191	41,423
498,892	459,146	451,584	540,189	548,792	589,565	620,157	659,014	628,734
394,695	469,067	474,196	464,437	445,117	428,483	488,800	396,593	377,571
3,546	3,487	3,535	3,706	3,570	3,322	3,503	3,950	3,924
356,576	337,765	356,507	340,165	318,487	316,504	306,140	300,022	366,435
7,043	5,113	4,590	3,963	3,113	3,922	5,288	5,559	7,632
2,309	1,894	1,949	1,582	1,431	1,160	2,597	2,963	2,622
4,637	3,974	4,033	3,815	3,517	3,110	4,514	4,390	5,424
1,296	1,202	816	762	828	890	776	970	940
1,833	1,888	2,320	2,482	2,560	2,295	1,799	2,366	1,671
2,239	1,989	2,011	2,145	2,114	2,246	2,166	2,019	2,475
2,639	2,789	2,318	2,504	2,209	3,155	3,001	2,902	2,118
1,243	1,587	1,378	1,456	1,254	1,020	1,184	1,168	1,082
7,577	9,048	8,402	8,738	7,711	9,596	6,586	5,905	5,248
13,890	14,641	13,629	13,993	13,643	15,269	15,471	15,353	15,652
367	378	376	363	338	407	282	309	393
47	51	52	59	58	58	49	48	67
51,480	49,567	52,695	61,609	53,938	63,352	59,370	64,129	62,578
4,291	4,933	5,063	5,645	4,735	4,651	3,425	4,000	3,872
6,740	5,881	5,791	5,960	5,582	5,594	5,637	5,465	6,855
2,518	2,793	2,400	1,943	2,181	2,339	1,664	1,912	1,949
11,718	11,558	11,377	9,029	9,072	9,594	10,956	10,855	11,439
14,389	12,023	12,377	12,186	12,038	14,259	26,619	25,604	17,519
3,110	3,055	3,106	2,923	3,221	3,383	2,073	3,445	1,810

**Jadual 2 : Pengeluaran Produk Utama dalam Industri Pembuatan yang Terpilih**  
**Table 2 : Production of Major Products in Selected Manufacturing Industries**

Keterangan Produk Product Description	Unit Kuantiti Quantity Unit	2023	2024	2024			
				Jan.	Feb.	Mac	Apr.
<b>Simen (semua jenis)</b> <i>Cement (all types)</i>	<b>Tan ('000)</b> <i>Tonnes ('000)</i>	23,191	27,188	2,461	2,592	2,873	2,044
<b>Konkrit campuran siap</b> <i>Ready mixed concrete</i>	<b>Meter padu ('000)</b> <i>Cubic metre ('000)</i>	39,836	40,936	3,826	3,269	3,576	3,007
<b>Bumbung genting simen (semua jenis)</b> <i>Cement roofing tiles (all types)</i>	<b>Bilangan ('000)</b> <i>Number ('000)</i>	42,152	40,418	4,870	1,965	2,241	3,017
<b>Cerucuk, tiang konkrit</b> <i>Piles, poles, posts of concrete</i>	<b>Tan</b> <i>Tonne</i>	1,247,529	1,257,134	118,429	118,521	99,513	106,085
<b>Pasir silika (diproses)</b> <i>Silica sands (processed)</i>	<b>Tan ('000)</b> <i>Tonnes ('000)</i>	167,623	153,669	10,811	16,977	12,523	9,194
<b>Selak dan kekeras</b> <i>Bolts and nuts</i>	<b>Tan ('000)</b> <i>Tonnes ('000)</i>	1,090,486	1,064,506	95,113	99,878	88,426	83,536
<b>Bar dan batang besi dan keluli</b> <i>Iron and steel bars and rods</i>	<b>Tan</b> <i>Tonne</i>	1,158,514	1,284,905	112,228	117,663	99,267	101,810
<b>Kepingan besi yang disadur</b> <i>Galvanized iron sheets</i>	<b>Tan</b> <i>Tonne</i>	202,278	191,851	10,953	11,315	10,570	18,687
<b>Tin timah dan semua tin lain</b> <i>Tin cans and all other tins</i>	<b>Bilangan ('000)</b> <i>Number ('000)</i>	2,550,785	2,323,567	231,574	233,684	219,582	224,930
<b>Dram besi dan keluli</b> <i>Iron and steel drums</i>	<b>Bilangan ('000)</b> <i>Number ('000)</i>	3,474	4,115	274	278	282	273
<b>Dawai besi dan keluli</b> <i>Galvanized iron and steel wire</i>	<b>Tan</b> <i>Tonne</i>	165,843	163,085	12,232	16,162	13,915	12,800
<b>Dawai mata punai dan jaring</b> <i>Wire mesh and netting</i>	<b>M. Persegi ('000)</b> <i>Sq. metres ('000)</i>	15,079	16,196	1,305	1,444	1,199	1,431
<b>Transformer elektrik</b> <i>Electrical transformers</i>	<b>Bilangan ('000)</b> <i>Number ('000)</i>	252,794	275,660	27,216	27,607	27,270	22,197
<b>Dawai dan kabel yang terbebat</b> <i>Insulated wires and cables</i>	<b>Tan</b> <i>Tonne</i>	143,781	106,987	9,254	10,778	11,357	13,595
<b>Separa konduktor</b> <i>Semi-conductors</i>	<b>Bil. (Juta)</b> <i>Num. (Million)</i>	35,227	35,958	3,050	3,390	3,289	2,496
<b>Transistor elektronik</b> <i>Electronic transistors</i>	<b>Bil. (Juta)</b> <i>Num. (Million)</i>	46,515	44,288	3,794	3,950	3,837	3,239
<b>Litar bersepadu</b> <i>Integrated circuits</i>	<b>Bil. (Juta)</b> <i>Num. (Million)</i>	51,838	39,361	3,031	3,145	3,272	3,506
<b>Televisyen</b> <i>Television</i>	<b>Bilangan</b> <i>Number</i>	13,583,353	13,798,012	1,000,226	901,036	1,005,501	1,013,545
<b>Radio</b> <i>Radios</i>	<b>Bilangan ('000)</b> <i>Number ('000)</i>	8,255	9,325	806	817	699	708
<b>Penyaman udara</b> <i>Air-conditioners</i>	<b>Bilangan</b> <i>Number</i>	3,342,121	3,578,572	276,871	299,728	321,088	311,847
<b>Kereta penumpang</b> <i>Passenger cars</i>	<b>Bilangan</b> <i>Number</i>	724,891	739,477	71,666	61,935	63,778	53,857
<b>Kenderaan perdagangan</b> <i>Commercial vehicles</i>	<b>Bilangan</b> <i>Number</i>	134,721	102,027	9,098	8,831	6,239	10,303
<b>Wayar abah-abah, kenderaan bermotor</b> <i>Wire harness, motor vehicle</i>	<b>Bilangan ('000)</b> <i>Number ('000)</i>	10,181	9,452	848	847	745	714
<b>Motosikal dan skuter</b> <i>Motor cycles and scooters</i>	<b>Bilangan</b> <i>Number</i>	355,243	403,622	33,309	30,392	29,122	30,919

								2025
Mei	Jun	Jul.	Ogo.	Sept.	Okt.	Nov.	Dis.	Jan.
2,018	1,898	1,880	1,903	1,882	2,011	2,794	2,831	2,815
2,973	3,316	3,602	3,613	3,584	3,814	2,873	3,486	3,486
3,689	3,568	4,617	3,750	3,310	3,651	2,535	3,204	3,204
115,120	96,306	90,639	94,735	110,919	105,497	105,959	95,411	91,200
15,195	10,038	11,985	11,800	11,582	13,204	17,272	13,090	11,023
90,110	93,135	90,110	90,625	90,963	82,272	85,170	75,166	83,469
98,486	100,017	101,974	131,627	108,571	95,023	97,171	121,068	110,700
19,291	16,433	15,204	20,656	24,909	21,483	11,815	10,534	9,025
181,767	155,717	163,170	168,485	172,163	172,737	188,879	210,880	215,213
381	501	458	383	351	378	279	277	270
12,250	14,340	14,950	14,305	13,601	11,660	13,029	13,841	11,471
1,515	1,393	1,474	1,414	1,409	1,289	1,262	1,061	1,205
22,840	19,556	22,231	19,937	19,495	23,302	22,302	21,706	28,959
9,969	7,661	9,100	8,651	9,373	6,502	4,827	5,920	6,024
2,761	3,309	3,415	3,312	3,198	2,574	2,567	2,596	2,981
4,307	4,091	3,743	3,655	3,542	3,257	3,228	3,644	3,964
4,872	3,133	3,281	3,415	3,613	3,292	2,410	2,390	2,178
1,519,004	1,271,186	1,151,505	1,320,396	1,206,082	953,946	1,251,670	1,203,915	1,180,802
704	677	786	923	757	696	829	923	914
333,088	248,657	306,764	276,400	248,276	287,176	328,044	340,633	330,464
70,132	46,811	66,010	69,624	51,730	66,906	56,898	60,130	53,794
11,347	7,918	8,757	7,918	6,710	7,246	9,551	8,108	6,550
794	834	893	799	686	798	769	724	722
42,033	35,122	37,465	35,439	33,747	33,065	31,025	31,984	30,732

**NOTA**  
**TEKNIKAL**  
*Technical Notes*

Muka surat ini sengaja dibiarkan kosong  
*This page is deliberately left blank*

# NOTA TEKNIKAL

- 1. OBJEKTIF** Objektif utama penerbitan ini ialah untuk menyediakan statistik aliran terkini bagi indikator utama di sektor Pembuatan, iaitu statistik **nilai jualan, bilangan pekerja bergaji, gaji & upah** serta **pengeluaran produk utama** yang dipungut melalui Survei Pembuatan Bulanan. Statistik ini membantu pengguna dalam merangka dasar serta membuat keputusan.
- 2. PENANDA ARASAN** Selepas melaksanakan Banci Ekonomi 2016 (tahun rujukan 2015), Jabatan Perangkaan Malaysia (DOSM) telah mengkaji dan melaksanakan proses penanda arasan terhadap statistik pembuatan yang dipungut melalui Survei Pembuatan Bulanan. Proses penanda arasan ini membolehkan siri nilai anggaran tahunan yang dijana menerusi statistik jangka pendek konsisten dengan nilai tahunan daripada banci/survei tahunan sebagai tahun penanda aras. Penanda arasan yang dibuat berpandukan *Quarterly National Accounts Manual 2017 edition, International Monetary Fund* bagi mencapai objektif seperti berikut:
- Menganggarkan data bulanan supaya konsisten dengan data tahunan iaitu, untuk memastikan jumlah data bulanan adalah sama dengan penanda aras tahunan;
  - Memelihara sebanyak mungkin pertumbuhan indikator bulanan semasa proses penanda arasan tahunan dibuat; dan
  - Memastikan data siri ke hadapan, jumlah data bulanan bagi tahun semasa sedekat mungkin dengan data tahunan yang diperoleh semasa banci atau survei tahunan yang dijalankan.

Statistik penanda arasan disusun bagi nilai jualan, bilangan pekerja bergaji dan gaji & upah sektor Pembuatan dan diterbitkan mulai Januari 2020. Tahun asas (penanda aras) adalah menggunakan Banci Ekonomi 2016 (tahun rujukan 2015) sebagai tahun penanda aras dan kaedah *pro rata* (1) dan *extrapolation* (2) digunakan dalam pemprosesan penanda arasan ini.

**Kaedah *pro rata*:**

$$M^i V = \frac{M^i I}{\sum_{i=1}^{12} M^i V} \times ADT \quad (1)$$

di mana;

$M^i V$  = pemboleh ubah anggaran bulanan yang dinaik aras

$M^i I$  = siri indikator bulanan

$ADT$  = data tahunan tahun asas (penanda aras)

**Kaedah *extrapolation*:**

$$V_t = V_{t-1} * G_{t-1,t} \quad (2)$$

di mana;

$V_t$  = nilai pemboleh ubah

$G_{t-1,t}$  = pertumbuhan daripada t-1 kepada t

# NOTA TEKNIKAL

## 3. SKOP DAN LIPUTAN

Data yang dipungut dalam Survei Pembuatan Bulanan meliputi seluruh Malaysia. Mulai Januari 2020, penerbitan ini memaparkan statistik berwajaran yang menggambarkan populasi sampel bagi 251 industri dalam sektor Pembuatan.

Data bagi industri yang mempunyai perwakilan kurang daripada tiga pertubuhan telah digabungkan kepada industri terhampir bagi memelihara kerahsiaan responden seperti mana yang termaktub dalam Akta Perangkaan 1965 (Disemak - 1989).

## 4. SUMBER RANGKA

Sumber rangka ialah daripada *Malaysia Statistical Business Register (MSBR)* di mana maklumat utama diperoleh daripada banci dan survei yang dilaksanakan oleh Jabatan Perangkaan Malaysia (DOSM) serta data pentadbiran. Sumber utama data pentadbiran tersebut adalah daripada Suruhanjaya Syarikat Malaysia (SSM). Selain itu, DOSM juga turut bekerjasama mendapatkan maklumat daripada lebih 50 agensi lain seperti Kumpulan Wang Simpanan Pekerja (KWSP), Jabatan Kastam Diraja Malaysia (JKDM), Lembaga Hasil Dalam Negeri (LHDN), Pihak Berkuasa Tempatan (PBT) serta Badan-badan Profesional. Rangka dikemaskini secara berterusan dengan mengambil kira pertubuhan baru dan merekod sebarang perubahan dalam status pertubuhan seperti tutup, tidak beroperasi, perubahan jenis aktiviti dan lokasi atau alamat pos untuk memastikan maklumat yang terdapat dalam rangka adalah yang paling terkini.

## 5. JENIS AKTIVITI PERNIAGAAN

Jenis aktiviti perniagaan merujuk kepada aktiviti utama dan sekunder. Aktiviti utama merujuk kepada aktiviti yang mana pertubuhan menumpukan sebahagian besar sumbernya atau memberi sumbangan besar dari segi pendapatan. Aktiviti sekunder didefinisikan sebagai aktiviti sampingan kepada aktiviti utama. Klasifikasi bagi pertubuhan adalah berasaskan kepada aktiviti utama dan Piawaian Klasifikasi Industri Malaysia (MSIC 2008) Versi 1.0. yang diselaraskan dengan *International Standard Industrial Classification of All Economic Activities (ISIC), Rev. 4, United Nations* dengan pengubahsuaian mengikut keperluan tempatan.

## 6. KONSEP DAN DEFINISI

Konsep dan definisi yang digunakan selari dengan manual *International Recommendations for Industrial Statistics 2008, United Nations Statistics Division*. Takrif pembuatan yang digunakan dalam survei ini adalah selaras dengan Piawaian Klasifikasi Industri Malaysia (MSIC) 2008 Versi 1.0.

Pembuatan ditakrifkan sebagai perubahan fizikal atau kimia ke atas bahan atau komponen menjadi produk baru sama ada kerja itu dilakukan oleh jentera yang dijalankan oleh kuasa atau yang dijalankan dengan tangan, sama ada dijalankan dalam kilang atau di rumah pekerja, dan sama ada barang keluaran dijual secara borong atau runcit.

# NOTA TEKNIKAL

## 7. REKA BENTUK PENSAMPELAN

Reka bentuk pensampelan bagi survei ini adalah pensampelan rawak strata satu peringkat. Pertubuhan dikelaskan sebagai unit pensampelan manakala beberapa kategori strata telah dikenalpasti.

Setiap strata telah dibentuk kepada tiga substrata untuk memastikan sampel yang diagihkan mengambil kira ciri-ciri ekonomi strata tersebut. Substrata utama bersifat heterogen dan diliputi secara penuh. Manakala, substrata selainnya yang bersifat homogen disampelkan.

Substrata utama meliputi pertubuhan kategori besar dan yang mempunyai jumlah hasil yang signifikan dalam industri berkaitan manakala bagi substrata kedua dan ketiga berdasarkan kategori perusahaan kecil dan sederhana (PKS).

## 8. SAIZ SAMPEL

Statistik utama yang digunakan untuk penganggaran saiz sampel adalah nilai jualan. Formula yang digunakan dalam penganggaran saiz sampel bagi strata adalah seperti berikut:

$$n = \frac{(\sum N_i S_i)^2}{V + \sum N_i S_i^2} \quad (3)$$

di mana;

- $n$  = Saiz sampel
- $N_i$  = Saiz populasi bagi strata  $i$
- $S_i^2$  = Varian bagi strata  $i$
- $V$  = Varian sasaran

$$V = RSE^2 \cdot \left( \frac{\hat{Y}_i}{Z} \right)^2 \quad (4)$$

di mana;

- $\hat{Y}_i$  = Jumlah nilai jualan bagi strata
- $RSE$  = Ralat piawai relatif
- $Z$  = Nilai aras keyakinan

Sampel akan diagihkan kepada substrata dalam industri liputan dengan menggunakan kaedah *Neyman Allocation* seperti berikut:

$$n_{hi} = \left( \frac{N_h S_h}{\sum N_h S_h} \right) n_i \quad (5)$$

$$h = 2, 3 \text{ dan } 4$$

$$i = 1, 2, \dots k$$

# NOTA TEKNIKAL

di mana;

$n_{hi}$  = Saiz sampel bagi substrata  $h$  dalam strata  $i$

$N_h$  = Saiz populasi bagi substrata  $h$

$S_h$  = Sisihan piawai bagi substrata  $h$

$n_i$  = Saiz sampel bagi strata  $i$

$h$  = Substrata

$i$  = Strata

Pertubuhan kategori substrata utama diliputi sepenuhnya, manakala pertubuhan bagi substrata kedua dan ketiga dipilih secara rawak mengikut kaedah pensampelan bersistematik.

## 9. WAJARAN

Analisis berwajaran disediakan menggunakan wajaran sampel bagi memastikan sampel yang dipilih dapat menggambarkan populasi survei. Wajaran yang diperlukan adalah wajaran di peringkat reka bentuk pensampelan dan tiada respons.

Wajaran reka bentuk pensampelan pada substrata  $h$  adalah seperti berikut :

$$W_h = \frac{N_h}{n_h}, \quad h = 1, \dots, 4 \quad (6)$$

di mana;

$N_h$  = Bilangan populasi bagi substrata  $h$  ; dan

$n_h$  = Bilangan sampel bagi substrata  $h$

# NOTA TEKNIKAL

Wajaran tiada respons pada substrata adalah seperti berikut :

$$NRW_h = \frac{1}{\frac{n'_h}{n_h}}, \quad h = 1, \dots, 4 \quad (7)$$

di mana;

$$n'_h = \text{Bilangan sampel respons bagi substrata } h$$

$$n_h = \text{Bilangan sampel bagi substrata } h$$

Kaedah pengiraan wajaran reka bentuk pensampelan selepas survei (*adjusted weight*) pada substrata  $h$  seperti berikut:

$$W'_h = W_h \times NRW_h, \quad h = 1, \dots, 4 \quad (8)$$

di mana;

$$W_h = \text{Wajaran reka bentuk pensampelan pada substrata } h$$

$$NRW_h = \text{Wajaran tiada respons pada substrata } h$$

## 10. UNIT MELAPOR

Unit melapor bagi survei ini ialah **pertubuhan**. Sesebuah pertubuhan ditakrifkan sebagai "satu unit ekonomi yang bergiat di bawah satu hak milik atau penguasaan tunggal, iaitu di bawah satu entiti yang sah. Ia menjalankan satu jenis aktiviti ekonomi utama di satu tempat / lokasi fizikal". Setiap pertubuhan diberikan klasifikasi industri berdasarkan aktiviti utamanya. Bagi pertubuhan yang menjalankan pelbagai aktiviti, unit yang bergiat dalam aktiviti yang berasingan dalam satu lokasi yang sama adalah terdiri daripada entiti pertubuhan yang berbeza. Oleh itu, setiap cawangan daripada organisasi yang mempunyai pelbagai cawangan di lokasi yang berbeza dari segi konsep dianggap sebagai pertubuhan yang berlainan. Pertubuhan berkenaan diminta memberikan penyata yang berasingan bagi setiap kegiatannya dari segi nilai. Walau bagaimanapun, dari segi praktiknya akaun biasanya disediakan secara berpusat kerana kesukaran untuk memperoleh data yang berasingan bagi setiap unit atau cawangan. Entiti atau enterpris ini akan dianggap sebagai satu unit pelapor dan dibenarkan mengemukakan soal selidik yang menggabungkan semua unit atau cawangannya.

# NOTA TEKNIKAL

## 11. NILAI JUALAN

Nilai jualan yang dilaporkan merujuk kepada nilai jualan produk sendiri sahaja. Ini bermaksud jualan produk yang berlaku dalam bulan laporan, sama ada produk tersebut telah dibuat/dihasilkan oleh pertubuhan pada bulan tersebut atau bulan-bulan sebelumnya. Nilai jualan adalah berdasarkan kepada nilai bersih di kilang dan berkaitan dengan kuantiti yang dijual. Penilaian harga yang dikenakan kepada pelanggan adalah tidak termasuk:

- a. diskaun atau rebat;
- b. bayaran untuk pengangkutan keluar;
- c. komisen kepada wakil-wakil penjual;
- d. bayaran lain seperti cukai eksais yang dibayar atau cukai jualan yang dipungut oleh kilang bagi pihak kerajaan; dan
- e. bayaran pemasangan, pembaikan dan pembinaan

## 12. BILANGAN PEKERJA BERGAJI

Bilangan pekerja bergaji meliputi seperti berikut:

- a. Pekerja bergaji (sepenuh masa) - Merujuk kepada semua pekerja bergaji yang bekerja sekurang-kurangnya 6 jam sehari dan sekurang-kurangnya 20 hari sebulan; dan
- b. Pekerja bergaji (sambilan) - Merujuk kepada semua pekerja bergaji yang bekerja kurang daripada 6 jam sehari dan/atau kurang daripada 20 hari sebulan.

## 13. GAJI & UPAH DIBAYAR

Gaji & upah yang dibayar merujuk kepada semua bayaran tunai, termasuk bonus, komisen, bayaran lebih masa, elaun kos sara hidup dan elaun lain yang dibayar kepada semua pekerja bergaji dalam bulan rujukan. Caruman Kumpulan Wang Simpanan Pekerja (KWSP) serta Pertubuhan Keselamatan Sosial (PERKESO) turut dimasukkan tetapi caruman oleh majikan dikecualikan. Elaun kepada pemilik yang bekerja, rakan niaga yang bekerja dan pekerja keluarga tidak bergaji, bayaran pampasan dan saguhati kerana pemberhentian adalah juga dikecualikan.

## 14. KEPERLUAN KERAHSIAAN

Survei ini dijalankan di bawah peruntukan Akta Perangkaan 1965 (Disemak 1989). Akta ini mensyaratkan bahawa kandungan penyata individu adalah SULIT. Selaras dengan peruntukan dalam Akta tersebut, hanya angka agregat akan diterbitkan.

# NOTA TEKNIKAL

- 15. PINDAAN** Pindaan akan dibuat ke atas statistik yang telah diterbitkan berdasarkan data terkini yang diperolehi.
- 16. PEMBUNDARAN** Perjumlahan komponen mungkin berbeza dengan angka jumlah besar disebabkan pembundaran.
- 17. SIMBOL DAN SINGKATAN** Simbol-simbol berikut telah digunakan dalam keseluruhan penerbitan:-  
t.t.t.l. : tidak terkelas di tempat lain  
RM : Ringgit Malaysia
- 18. PELARASAN MUSIM** Data siri masa adalah amat berguna untuk ahli ekonomi, pembuat dasar & keputusan serta penganalisis siri masa untuk mengenal pasti ciri-ciri penting siri ekonomi seperti arah aliran, *turning point* dan konsistensi antara penunjuk ekonomi yang lain. Kadangkala ciri ini sukar untuk diperhatikan kerana pergerakan bermusim. Oleh itu, sekiranya kesan bermusim boleh disingkirkan, arah aliran data siri ini dapat dilihat dengan lebih baik. Anggaran dan penyingkiran kesan bermusim dipanggil pelarasan bermusim.
- Pelarasan bermusim adalah satu proses untuk mengenal pasti dan menyingkirkan bentuk pola bermusim yang biasa berlaku dalam tempoh satu tahun, yang mungkin juga merangkumi pengaruh dari kesan cuti yang bergerak dan hari bekerja/berdagang bagi suatu tempoh. Objektif utama proses ini adalah untuk menyerlahkan arah aliran dan pergerakan-pergerakan jangka pendek dalam siri ini.
- Di Malaysia, kebanyakan data siri masa dipengaruhi oleh kesan bermusim. Oleh itu, untuk menghapus dan melaras kesan bermusim data siri masa ekonomi Malaysia, pakej standard pelarasan bermusim, X-12 ARIMA telah digunakan oleh Jabatan Perangkaan, Malaysia. Data siri masa ekonomi Malaysia juga kerap dipengaruhi oleh perayaan agama utama seperti Aidil Fitri bagi umat Islam, Tahun Baru Cina untuk kaum Cina dan Deepavali untuk kaum India. Tarikh perayaan-perayaan ini tetap mengikut tahun lunar tetapi berbeza-beza mengikut kalendar Gregorian. Oleh itu, untuk menganggar dan menyingkirkan kesan cuti yang bergerak dari data siri masa, satu prosedur telah dibangunkan iaitu *Seasonal Adjustment For Malaysia (SEAM)*.

# TECHNICAL NOTES

## 1. OBJECTIVE

The main objective of this publication is to provide statistics on the latest trend of main indicators in the Manufacturing sector, ie. **sales value, number of employees, salaries & wages and the production of main products manufactured** which is collected through Monthly Manufacturing Survey. This statistics assists users in policy formulation and decision making.

## 2. BENCHMARKING

After conducting the Economic Census 2016 (reference year 2015), Department of Statistics Malaysia (DOSM) has reviewed and carried out the benchmarking process towards the manufacturing statistics collected from the Monthly Manufacturing Survey. The benchmarking process is done to enable the series of values of annual estimates derived from short term survey consistent and match with the annual value from census/annual survey of the benchmark year. The benchmark process adapted the guideline of the Quarterly National Accounts Manual 2017 edition, International Monetary Fund to meet the objectives as follows:

- a. to estimate monthly data that are temporally consistent with the annual data: that is, to ensure that the sum of the monthly data is equal to the annual benchmark;
- b. to preserve as much as possible the monthly movements in the indicator under the restrictions provided by the annual data; and
- c. to ensure, for forward series, that the sum of the monthly of the current year is as close as possible to the unknown future annual data.

The benchmarking statistics is compiled on sales value, number of employees and salaries & wages and being published starting from January 2020. The base (benchmark) year using the Economic Census 2016 (reference year 2015) and pro rata (1) and extrapolation method (2) is used in the benchmarking process.

### Pro rata Method:

$$M^i V = \frac{M^i I}{\sum_{i=1}^{12} M^i V} \times ADT \quad (1)$$

where;

$M^i V$  = new derived monthly variables estimates

$M^i I$  = monthly indicator series

$ADT$  = annual benchmark data

### Extrapolation Method:

$$V_t = V_{t-1} * G_{t-1,t} \quad (2)$$

Where;

$V_t$  = value of variable

$G_{t-1,t}$  = growth from t-1 to t

# TECHNICAL NOTES

## 3. SCOPE AND COVERAGE

Data collected in the Monthly Manufacturing Survey covered the whole of Malaysia. Since January 2020, this publication presents weighted statistics which represent the population sample of 251 industries in Manufacturing sector. Data for industries with less than three establishments was combined to the closest industry to ensure the confidentiality of the respondents as stipulated under the Statistics Act 1965 (Revised-1989).

## 4. SOURCE OF FRAME

The source of frame is from Malaysia Statistical Business Register (MSBR) where the main information is from census and survey conducted by the Department of Statistics Malaysia (DOSM) and administrative data. The main source of the administrative data is from the Companies Commission of Malaysia (CCM). In addition, DOSM also collaborates and yield information from over 50 other agencies such as the Employees Provident Fund (EPF), Royal Malaysian Customs Department (RMCD), Inland Revenue Board (IRB), Local Authorities and other Professional Bodies. The frame is updated continuously by taking into account of new establishments and to record any changes in the establishment status such as closed down, not in operation, change in types of activity and location or postal addresses to ensure that the information in the frame is at the most current status.

## 5. TYPE OF BUSINESS ACTIVITY

Type of business activity is divided into primary and secondary. The primary activity refers to the activities which focus on its main resources and income. Secondary activities are defined as those incidental or ancillary to the primary activity. The classification of the establishment's industry is based on the primary activity and the Malaysia Standard Industrial Classification (MSIC 2008) Version 1.0 according to the International Standard Industrial Classification of All Economic Activities (ISIC), Rev. 4, United Nations, with modifications to suit local conditions.

## 6. CONCEPT AND DEFINITION

Concepts and definitions used are in line with the manual of Recommendations for Industrial Statistics 2008, United Nations Statistics Division. The definition of manufacturing used in this survey is consistent with Malaysia Standard Industrial Classification (MSIC) 2008 Ver. 1.0.

Manufacturing is defined as the physical or chemical transformation of materials or components into new products, whether the work is performed by power-driven machines or by hand, whether it is done in a factory or in the worker's home, and whether the products are sold at wholesale or retail.

# TECHNICAL NOTES

## 7. SAMPLING DESIGN

Sampling design of the survey is a one-stage stratified random sampling. The establishment is classified as sampling unit while a few categories of stratum was identified.

Each stratum has been set up to three substrata to ensure the distributed sample takes into account the economic characteristics of the stratum. The main substratum is heterogeneous and was fully covered. Whereas, other substratum that are homogeneous were sampled.

Main substratum include large establishments which have a significant total revenue in the respective industry while for the second and third substratum are based on small and medium enterprise (SME) categories.

## 8. SAMPLE SIZE

The main statistics used to estimate the sample size is the sales value. The formula used in the estimation of the sample size for a stratum is as follows:

$$n = \frac{(\sum N_i S_i)^2}{V + \sum N_i S_i^2} \quad (3)$$

where;

- $n$  = Sample size
- $N_i$  = Population size for stratum  $i$
- $S_i^2$  = Variance for stratum  $i$
- $V$  = Desired variance

$$V = RSE^2 \cdot \left( \frac{\hat{Y}_i}{Z} \right)^2 \quad (4)$$

where;

- $\hat{Y}_i$  = Estimated sales value for stratum
- $RSE$  = Relative standard error
- $Z$  = Value of confidence level

Sample is distributed to substratum of the industry using Neyman Allocation method as follows:

$$n_{hi} = \left( \frac{N_h S_h}{\sum N_h S_h} \right) n_i' \quad (5)$$

$$h = 2, 3 \text{ and } 4$$

$$i = 1, 2, \dots k$$

where;

$n_{hi}$  = Sample size for substratum  $h$  of stratum  $i$

$N_h$  = Population size for substratum  $h$

$S_h$  = Standard deviation for substratum  $h$

$n_i$  = Sample size for stratum  $i$

$h$  = Substratum

$i$  = Stratum

Establishments of the main substratum were fully covered while establishments of the second and third substratum were randomly selected using systematic random sampling.

## 9. WEIGHTED

Weighted analysis is done using sampling weight to ensure that the selected sample can reflect population survey. The weights required are the sampling design and non response weights.

The sampling design weight for the establishment at substratum  $h$  is as follows:

$$W_h = \frac{N_h}{n_h}, \quad h = 1, \dots, 4 \quad (6)$$

where,

$N_h$  = Total population of substratum  $h$ ; and

$n_h$  = Total sample of substratum  $h$

Non response weight at substratum  $h$  as below:

$$NRW_h = \frac{1}{\frac{n_h}{n_h}}, \quad h = 1, \dots, 4$$

where,

$$n_h = \text{Number of response in sample size for substratum } h$$

$$n_h = \text{Number of sample size for substratum } h$$

The method of calculating the sampling design weight after the survey (adjusted weight) on substratum  $h$  as below:

$$W'_h = W_h \times NRW_h, \quad h = 1, \dots, 4 \quad (8)$$

where,

$$W_h = \text{Sampling design weight at substratum } h$$

$$NRW_h = \text{Non response weight at substratum } h$$

## 10. REPORTING UNIT

The reporting unit used in the survey was the **establishment**. An establishment is defined as “an economic unit engaged in one activity, under a single legal entity and operating in a single physical location”. Each establishment was assigned an industry classification based on its principal activity. In the case of a multi-activity entity, units engaged in separate activities in the same location constituted distinct establishments. Thus, each branch of a multi-branch organisation at a different location was conceptually treated as a different establishment. The establishment was requested to give separate returns for each activity in terms of value. However, in practice, the accounts were centrally kept such that it was not possible to obtain separate data for each individual unit or branch. The entity or enterprise was treated as a single reporting unit and allowed to submit a consolidated questionnaire covering all the units or branches.

# TECHNICAL NOTES

## 11. VALUE OF SALES

The reported sales value refers to the sales value of their own products. This relates to sales of goods made on the reporting month, whether the products were produced/ manufactured by the establishment during the month or in the other months previously. The sales value was net selling price (ex-factory) value relating to the quantity sold. The valuation price charged to customers were excluding:

- a. discounts or rebates;
- b. Charges for carriage outwards;
- c. commissions to selling agents;
- d. all other charges such as excise duties paid, sales tax collected by the factory on behalf of the government; and
- e. Installation, repairs and construction charges.

## 12. NUMBER OF PAID EMPLOYEES

Number of paid employees cover as follows:

- a. Paid employees (full-time) - Refers to those who work for at least 6 hours a day and 20 days a month; and
- b. Paid employees (part-time) - Refers to all paid workers who work for less than 6 hours a day and/or less than 20 days a month.

## 13. SALARIES & WAGES PAID

Salaries & wages paid refers to all cash payments, including bonuses, commissions, overtime wages, cost of living allowances and other allowances made to all employees during the reference month. The employees' contribution to Employees' Provident Fund (EPF) and Social Security Organisation (SOCSO) is included but the employer's contribution is excluded. Allowances to working proprietors, working partners and unpaid family workers and severance and termination pay are not included.

## 14. CONFIDENTIALITY REQUIRED

The survey is conducted under the provisions of the Statistics Act 1965 (Revised-1989). The Act stipulates that the contents of individual returns are CONFIDENTIAL. In conformity with the stipulations of this Act, only aggregated figures are published.

# TECHNICAL NOTES

- 15. REVISIONS** *Revisions will be made to the published figures based on the latest data available.*
- 16. ROUNDING** *The sum of the component figures may not tally with the sub-total or total figures due to rounding.*
- 17. SYMBOLS AND ABBREVIATIONS** *The following symbols have been used throughout the publication:-*  
*n.e.c. : not elsewhere classified*  
*RM : Malaysian Ringgit*
- 18. SEASONAL ADJUSTMENT** *Time-series data are very useful for economists, policy & decision makers and time-series analysts to identify the important features of economic series such as direction, turning point and consistency between other economic indicators. Sometimes this feature is difficult to observe because of seasonal movements. Thus, if the seasonal effect can be removed, the behaviour of the series would be better viewed. The estimation and removal of the seasonal effects is called seasonal adjustment.*
- Seasonal adjustment is a process to identify and to remove the regular within-a-year seasonal pattern, which may also include the influences of moving holidays and working/trading days effect in each period. The ultimate objective of the process is to highlight the underlying trends and short-term movements in the series.*
- In Malaysia, most of the time series data are affected by seasonal effects. Hence, to eliminate the seasonal effect as well as to seasonally adjust the Malaysian economic time series data, a standard seasonal adjustment package, X-12 ARIMA was used by Department of Statistics, Malaysia. Malaysian economic time series data also often affected by major religious festivals such as Eid-ul Fitr for Muslims, Chinese New Year to the Chinese and the Indian Deepavali. These festivals' dates are fixed according to the lunar year but vary according to the Gregorian calendar. Therefore, to estimate and remove moving holiday effect from time-series data, a procedure was developed, namely Seasonal Adjustment for Malaysia (SEAM).*