



KEMENTERIAN EKONOMI
JABATAN PERANGKAAN MALAYSIA

STATISTIK GUNA TENAGA EMPLOYMENT STATISTICS

SUKU TAHUN KEEMPAT 2025
FOURTH QUARTER 2025

Pemakluman

Jabatan Perangkaan Malaysia (DOSM) sedang melaksanakan **Banci Ekonomi 2026 (BE2026)** dengan tema "**Data Nadi Ekonomi Rakyat**". Pelaksanaan Banci Ekonomi kali keenam ini berlangsung **dari 5 Januari hingga 31 Oktober 2026**. BE2026 bertujuan untuk mengumpul data yang menyeluruh dan berstruktur daripada semua pertubuhan perniagaan berdaftar dan tidak berdaftar di Malaysia, bagi menilai prestasi, struktur serta ciri-ciri ekonomi negara secara komprehensif dan berasaskan bukti.

Malaysia buat julung kalinya telah menduduki **tangga pertama (1)** di peringkat global dalam laporan dwi-tahunan **Open Data Inventory (ODIN) 2024/25** yang dikeluarkan oleh Open Data Watch (ODW), mengatasi 197 negara lain. Pencapaian ini merupakan lonjakan ketara daripada kedudukan ke-67 dalam penilaian ODIN 2022/23.

OpenDOSM NextGen adalah medium yang menyediakan katalog data dan visualisasi bagi memudahkan pengguna menganalisis pelbagai data dan boleh diakses melalui portal <https://open.dosm.gov.my>.

Announcement

*The Department of Statistics Malaysia (DOSM) is conducting the **Economic Census 2026 (BE2026)**, with themed "**Data Nadi Ekonomi Rakyat**". The sixth Economic Census, will be carried out from **5th January to 31st October 2026**. BE2026 aims to collect comprehensive and structured data from all registered and unregistered business establishments in Malaysia to assess the nation's economic performance, structure and characteristics in an evidence-based manner.*

***Malaysia** has, for the first time, successfully secured the top position globally in the biennial **Open Data Inventory (ODIN) 2024/25** report released by Open Data Watch (ODW), surpassing 197 other countries. This achievement marks a significant leap from its 67th position in the ODIN 2022/23 assessment.*

***OpenDOSM NextGen** is a medium that provides data catalogue and visualisations to facilitate users' analysis and can be accessed through <https://open.dosm.gov.my>.*

JABATAN PERANGKAAN MALAYSIA
DEPARTMENT OF STATISTICS MALAYSIA

Diterbitkan dan dicetak oleh/*Published and printed by:*

Jabatan Perangkaan Malaysia
Department of Statistics Malaysia

Blok C6 & C7, Kompleks C,
Pusat Pentadbiran Kerajaan Persekutuan,
62514 Putrajaya,
MALAYSIA

Tel. : 03-8885 7000
Faks : 03-8888 9248
Portal : <https://www.dosm.gov.my>
Facebook/Twitter/Instagram : StatsMalaysia
E-mel/*Email* : info@dosm.gov.my (pertanyaan umum/*general enquiries*)
: data@dosm.gov.my (pertanyaan & permintaan data/*data request & enquiries*)

Harga/*Price* : RM20.00

Diterbitkan pada Februari 2026/*Published in February 2026*

Hak cipta terpelihara/*All rights reserved.*

Tiada bahagian daripada penerbitan ini boleh diterbitkan semula, disimpan untuk pengeluaran atau ditukar dalam apa-apa bentuk atau alat apa jua pun kecuali setelah mendapat kebenaran daripada Jabatan Perangkaan Malaysia. Pengguna yang mengeluarkan sebarang maklumat dari penerbitan ini sama ada yang asal atau diolah semula hendaklah meletakkan kenyataan berikut:

“Sumber: Jabatan Perangkaan Malaysia”

No part of this publication may be reproduced or distributed in any form or by any means or stored in database without the prior written permission from the Department of Statistics, Malaysia. Users reproducing content of this publication with or without adaptation should quote the following:

“Source: Department of Statistics Malaysia”

ISSN 2636-9362



Penerbitan ini membentangkan statistik guna tenaga pada suku tahun keempat 2025 dari perspektif permintaan buruh di Malaysia bagi keseluruhan sektor ekonomi. Statistik yang dibentangkan diperoleh daripada data Survei Guna Tenaga Suku Tahunan. Survei ini dilaksanakan ke atas pertubuhan formal dalam sektor swasta menggunakan pensampelan berkebarangkalian. Penyusunan statistik ini adalah berdasarkan rangka kerja dan garis panduan yang disyorkan oleh *International Labour Organization* dan amalan terbaik organisasi statistik negara lain.

Statistik yang dilapor dalam penerbitan ini adalah jawatan, jawatan diisi, kekosongan dan pewujudan jawatan. Penerbitan ini juga melaporkan statistik tahunan (2022 - 2025) dan suku tahunan (ST1 2022 - ST4 2025). Statistik ini dilaporkan mengikut lima sektor utama ekonomi iaitu Pertanian, Perlombongan & Pengkuarian, Pembuatan, Pembinaan dan Perkhidmatan, dengan pecahan subsektor bagi sektor Pembuatan dan Perkhidmatan, dibahagikan kepada subsektor mengikut Piawaian Klasifikasi Industri Malaysia 2008 Versi 1.0. Penerbitan ini turut memaparkan statistik guna tenaga mengikut kemahiran.

Statistik guna tenaga merupakan maklumat penting yang digunakan oleh kerajaan untuk tujuan menganalisis situasi pasaran buruh, menggubal dasar serta merancang, melaksana dan memantau program berkaitan pembangunan modal insan. Statistik ini juga dapat digunakan oleh ahli akademik, ahli ekonomi, penyelidik dan para pengguna lain dalam kajian berkaitan pasaran buruh.

Penerbitan ini dibahagikan kepada tiga bahagian. Bahagian pertama melaporkan penemuan utama survei manakala jadual statistik terperinci adalah di bahagian kedua. Aspek teknikal seperti skop dan liputan, konsep, definisi dan metodologi disediakan di bahagian ketiga bagi memudahkan pengguna memahami statistik yang diterbitkan.

Jabatan Perangkaan Malaysia merakamkan setinggi-tinggi penghargaan kepada responden dan semua pihak yang menyumbang kepada pelaksanaan survei dan penyediaan penerbitan ini. Pandangan dan cadangan ke arah penambahbaikan penerbitan ini pada masa hadapan amat dihargai.

DATO' SRI DR. MOHD UZIR MAHIDIN

Ketua Perangkawan Malaysia

Februari 2026



This publication presents the employment statistics for the fourth quarter of 2025 from the perspective of labour demand in Malaysia for the whole economic sectors. These statistics are based on the Quarterly Employment Survey which is conducted on formal private sector establishments using probability sampling. The statistics are compiled based on the framework and guidelines recommended by the International Labour Organization and best practices of other national statistical offices.

The statistics reported in this publications are jobs, filled jobs, vacancies and jobs created. This publication also reported annually (2022 - 2025) and quarterly statistics (Q1 2022 - Q4 2025). These statistics are reported by five main economic sectors namely Agriculture, Mining & Quarrying, Manufacturing, Construction and Services, with breakdown of sub-sectors for Manufacturing and Services sectors, classified according to Malaysia Standard Industrial Classification 2008 Version 1.0. This publication also consists of employment statistics by skill.

The employment statistics are important information used by the government for the purpose of analysing the labour market situation, policy formulation as well as planning, implementing and monitoring of programmes related to human capital development. These statistics can also be used by academicians, economists, researchers and other users for the studies related to the labour market.

This publication is divided into three sections. The first section presents the main findings of the survey while detailed statistical tables are in the second section. The technical aspects such as scope and coverage, concepts, definitions and methodology are provided in the third section to facilitate users' understanding of the published statistics.

The Department of Statistics Malaysia gratefully wishes the utmost appreciation towards the respondents and all parties involved in the survey and preparation of this publication. Feedbacks and suggestions towards the improvement of future publications are highly appreciated.

DATO' SRI DR. MOHD UZIR MAHIDIN

Chief Statistician Malaysia

February 2026





	Muka Surat <i>Page</i>
Kata Pengantar <i>Preface</i>	iii
Kandungan <i>Contents</i>	v
01 Ringkasan Penemuan <i>Summary of Findings</i>	1
02 Jadual <i>Tables</i>	25
1.1a Statistik Guna Tenaga Tahunan mengikut Aktiviti Ekonomi, 2022 - 2025 <i>Annual Employment Statistics by Economic Activity, 2022 - 2025</i>	27
1.1b Statistik Guna Tenaga Tahunan mengikut Kemahiran, 2022 - 2025 <i>Annual Employment Statistics by Skill, 2022 - 2025</i>	28
1.1c Kadar Jawatan Diisi dan Kadar Kekosongan, 2022 - 2025 <i>Rate of Filled Jobs and Rate of Vacancies, 2022 - 2025</i>	29
1.2a Statistik Guna Tenaga Suku Tahunan mengikut Aktiviti Ekonomi, ST1 2022 - ST4 2025 <i>Quarterly Employment Statistics by Economic Activity, Q1 2022 - Q4 2025</i>	30
1.2b Statistik Guna Tenaga Suku Tahunan mengikut Kemahiran, ST1 2022 - ST4 2025 <i>Quarterly Employment Statistics by Skill, Q1 2022 - Q4 2025</i>	32
1.2c Kadar Jawatan Diisi dan Kadar Kekosongan, ST1 2022 - ST4 2025 <i>Rate of Filled Jobs and Rate of Vacancies, Q1 2022 - Q4 2025</i>	34
2.1a Jawatan Tahunan mengikut Aktiviti Ekonomi, 2022 - 2025 <i>Annual Jobs by Economic Activity, 2022 - 2025</i>	36
2.1b Peratus Sumbangan Jawatan Tahunan mengikut Aktiviti Ekonomi, 2022 - 2025 <i>Annual Percentage Share of Jobs by Economic Activity, 2022 - 2025</i>	37
2.2a Jawatan Suku Tahunan mengikut Aktiviti Ekonomi, ST1 2022 - ST4 2025 <i>Quarterly Jobs by Economic Activity, Q1 2022 - Q4 2025</i>	38
2.2b Peratus Sumbangan Jawatan Suku Tahunan mengikut Aktiviti Ekonomi, ST1 2022 - ST4 2025 <i>Quarterly Percentage Share of Jobs by Economic Activity, Q1 2022 - Q4 2025</i>	40
2.3a Jawatan Tahunan mengikut Aktiviti Ekonomi dan Kemahiran, 2022 - 2025 <i>Annual Jobs by Economic Activity and Skill, 2022 - 2025</i>	42
2.3b Peratus Sumbangan Jawatan Tahunan mengikut Aktiviti Ekonomi dan Kemahiran, 2022 - 2025 <i>Annual Percentage Share of Jobs by Economic Activity and Skill, 2022 - 2025</i>	45



2.4a	Jawatan Suku Tahunan mengikut Aktiviti Ekonomi dan Kemahiran, ST1 2022 - ST4 2025	48
	<i>Quarterly Jobs by Economic Activity and Skill, Q1 2022 - Q4 2025</i>	
2.4b	Peratus Sumbangan Jawatan Suku Tahunan mengikut Aktiviti Ekonomi dan Kemahiran, ST1 2022 - ST4 2025	56
	<i>Quarterly Percentage Share of Jobs by Economic Activity and Skill, Q1 2022 - Q4 2025</i>	
3.1a	Jawatan Diisi Tahunan mengikut Aktiviti Ekonomi, 2022 - 2025	64
	<i>Annual Filled Jobs by Economic Activity, 2022 - 2025</i>	
3.1b	Peratus Sumbangan Jawatan Diisi Tahunan mengikut Aktiviti Ekonomi, 2022 - 2025	65
	<i>Annual Percentage Share of Filled Jobs by Economic Activity, 2022 - 2025</i>	
3.2a	Jawatan Diisi Suku Tahunan mengikut Aktiviti Ekonomi, ST1 2022 - ST4 2025	66
	<i>Quarterly Filled Jobs by Economic Activity, Q1 2022 - Q4 2025</i>	
3.2b	Peratus Sumbangan Jawatan Diisi Suku Tahunan mengikut Aktiviti Ekonomi, ST1 2022 - ST4 2025	68
	<i>Quarterly Percentage Share of Filled Jobs by Economic Activity, Q1 2022 - Q4 2025</i>	
3.3a	Jawatan Diisi Tahunan mengikut Aktiviti Ekonomi dan Kemahiran, 2022 - 2025	70
	<i>Annual Filled Jobs by Economic Activity and Skill, 2022 - 2025</i>	
3.3b	Peratus Sumbangan Jawatan Diisi Tahunan mengikut Aktiviti Ekonomi dan Kemahiran, 2022 - 2025	73
	<i>Annual Percentage Share of Filled Jobs by Economic Activity and Skill, 2022 - 2025</i>	
3.3c	Kadar Jawatan Diisi Tahunan mengikut Aktiviti Ekonomi dan Kemahiran, 2022 - 2025	76
	<i>Annual Rate of Filled Jobs by Economic Activity and Skill, 2022 - 2025</i>	
3.4a	Jawatan Diisi Suku Tahunan mengikut Aktiviti Ekonomi dan Kemahiran, ST1 2022 - ST4 2025	80
	<i>Quarterly Filled Jobs by Economic Activity and Skill, Q1 2022 - Q4 2025</i>	
3.4b	Peratus Sumbangan Jawatan Diisi Suku Tahunan mengikut Aktiviti Ekonomi dan Kemahiran, ST1 2022 - ST4 2025	88
	<i>Quarterly Percentage Share of Filled Jobs by Economic Activity and Skill, Q1 2022 - Q4 2025</i>	
3.4c	Kadar Jawatan Diisi Suku Tahunan mengikut Aktiviti Ekonomi dan Kemahiran, ST1 2022 - ST4 2025	96
	<i>Quarterly Rate of Filled Jobs by Economic Activity and Skill, Q1 2022 - Q4 2025</i>	
4.1a	Kekosongan Tahunan mengikut Aktiviti Ekonomi, 2022 - 2025	104
	<i>Annual Vacancies by Economic Activity, 2022 - 2025</i>	
4.1b	Peratus Sumbangan Kekosongan Tahunan mengikut Aktiviti Ekonomi, 2022 - 2025	105
	<i>Annual Percentage Share of Vacancies by Economic Activity, 2022 - 2025</i>	
4.2a	Kekosongan Suku Tahunan mengikut Aktiviti Ekonomi, ST1 2022 - ST4 2025	106
	<i>Quarterly Vacancies by Economic Activity, Q1 2022 - Q4 2025</i>	
4.2b	Peratus Sumbangan Kekosongan Suku Tahunan mengikut Aktiviti Ekonomi, ST1 2022 - ST4 2025	108
	<i>Quarterly Percentage Share of Vacancies by Economic Activity, Q1 2022 - Q4 2025</i>	



4.3a	Kekosongan Tahunan mengikut Aktiviti Ekonomi dan Kemahiran, 2022 - 2025 <i>Annual Vacancies by Economic Activity and Skill, 2022 - 2025</i>	110
4.3b	Peratus Sumbangan Kekosongan Tahunan mengikut Aktiviti Ekonomi dan Kemahiran, 2022 - 2025 <i>Annual Percentage Share of Vacancies by Economic Activity and Skill, 2022 - 2025</i>	113
4.3c	Kadar Kekosongan Tahunan mengikut Aktiviti Ekonomi dan Kemahiran, 2022 - 2025 <i>Annual Rate of Vacancies by Economic Activity and Skill, 2022 - 2025</i>	116
4.4a	Kekosongan Suku Tahunan mengikut Aktiviti Ekonomi dan Kemahiran, ST1 2022 - ST4 2025 <i>Quarterly Vacancies by Economic Activity and Skill, Q1 2022 - Q4 2025</i>	120
4.4b	Peratus Sumbangan Kekosongan Suku Tahunan mengikut Aktiviti Ekonomi dan Kemahiran, ST1 2022 - ST4 2025 <i>Quarterly Percentage Share of Vacancies by Economic Activity and Skill, Q1 2022 - Q4 2025</i>	128
4.4c	Kadar Kekosongan Suku Tahunan mengikut Aktiviti Ekonomi dan Kemahiran, ST1 2022 - ST4 2025 <i>Quarterly Rate of Vacancies by Economic Activity and Skill, Q1 2022 - Q4 2025</i>	136
5.1a	Pewujudan Jawatan Tahunan mengikut Aktiviti Ekonomi, 2022 - 2025 <i>Annual Jobs Created by Economic Activity, 2022 - 2025</i>	144
5.1b	Peratus Sumbangan Pewujudan Jawatan Tahunan mengikut Aktiviti Ekonomi, 2022 - 2025 <i>Annual Percentage Share of Jobs Created by Economic Activity, 2022 - 2025</i>	145
5.2a	Pewujudan Jawatan Suku Tahunan mengikut Aktiviti Ekonomi, ST1 2022 - ST4 2025 <i>Quarterly Jobs Created by Economic Activity, Q1 2022 - Q4 2025</i>	146
5.2b	Peratus Sumbangan Pewujudan Jawatan Suku Tahunan mengikut Aktiviti Ekonomi, ST1 2022 - ST4 2025 <i>Quarterly Percentage Share of Jobs Created by Economic Activity, Q1 2022 - Q4 2025</i>	148
5.3a	Pewujudan Jawatan Tahunan mengikut Aktiviti Ekonomi dan Kemahiran, 2022 - 2025 <i>Annual Jobs Created by Economic Activity and Skill, 2022 - 2025</i>	150
5.3b	Peratus Sumbangan Pewujudan Jawatan Tahunan mengikut Aktiviti Ekonomi dan Kemahiran, 2022 - 2025 <i>Annual Percentage Share of Jobs Created by Economic Activity and Skill, 2022 - 2025</i>	153
5.4a	Pewujudan Jawatan Suku Tahunan mengikut Aktiviti Ekonomi dan Kemahiran, ST1 2022 - ST4 2025 <i>Quarterly Jobs Created by Economic Activity and Skill, Q1 2022 - Q4 2025</i>	156
5.4b	Peratus Sumbangan Pewujudan Jawatan Suku Tahunan mengikut Aktiviti Ekonomi dan Kemahiran, ST1 2022 - ST4 2025 <i>Quarterly Percentage Share of Jobs Created by Economic Activity and Skill, Q1 2022 - Q4 2025</i>	164
03	Nota Teknikal <i>Technical Notes</i>	173

RINGKASAN PENEMUAN

SUMMARY OF FINDINGS





KEMENTERIAN EKONOMI
JABATAN PERANGKAAAN MALAYSIA

STATISTIK GUNA TENAGA, SUKU KEEMPAT 2025

9.21 juta
jawatan dalam
sektor ekonomi



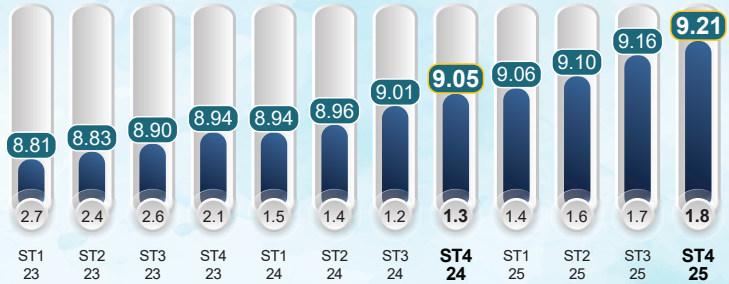
Jawatan Diisi
97.8%



Kekosongan
2.2%

Jawatan (juta) Perubahan tahun ke tahun (%)

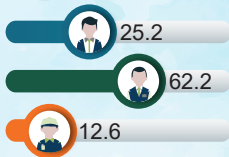
Jumlah jawatan meningkat sebanyak 1.8 peratus atau bersamaan **160.2 ribu** tahun ke tahun.



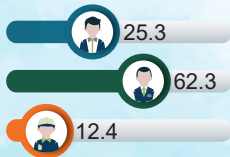
62.2% jawatan di kategori
separuh mahir

Kategori separuh mahir adalah penyumbang terbesar jawatan dengan peratus sumbangan sebanyak 62.2 peratus atau bersamaan dengan 5.73 juta jawatan.

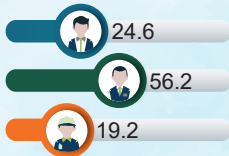
9.21 juta
Jawatan



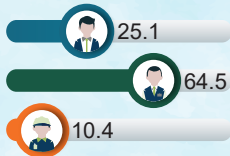
9.02 juta
Jawatan Diisi



198.1 ribu
Kekosongan



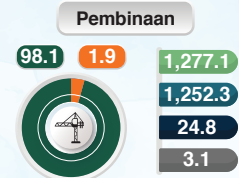
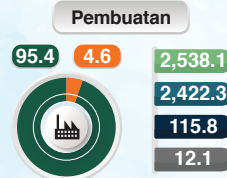
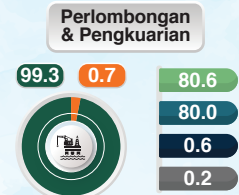
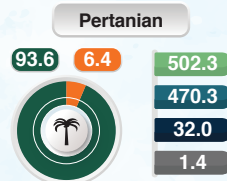
32.1 ribu
Pewujudan Jawatan



Mahir (%) Separuh Mahir (%) Berkemahiran Rendah (%)

4.82 juta
jawatan tertumpu
pada sektor
Perkhidmatan

Jumlah jawatan tertinggi dalam sektor Perkhidmatan dicatatkan oleh subsektor Perdagangan borong & runcit dengan sejumlah 1.81 juta jawatan.



● Jawatan ('000)
● Jawatan Diisi ('000)
● Kekosongan ('000)
● Pewujudan Jawatan ('000)
● Kadar Jawatan Diisi (%)
● Kadar Kekosongan (%)

Jawatan	Jawatan Diisi	Kekosongan	Pewujudan Jawatan
Jumlah buruh yang merangkumi jawatan diisi dan kekosongan.	Pekerja bergaji (sepenuh masa & sambilan); tidak termasuk pemilik perseorangan dan rakan niaga, pekerja keluarga tanpa gaji & pekerja yang bercuti tanpa gaji.	Jawatan yang wujud dan tersedia untuk diisi tetapi belum diisi. Majikan secara aktif cuba mendapatkan calon melalui proses mengiklankan kekosongan, mengeluarkan notis dan berdaftar dengan agensi pekerjaan serta menjalankan temuduga dengan memilih calon bagi mengisi kekosongan.	Jawatan yang diwujudkan dalam sesebuah organisasi yang mana jawatan tersebut belum pernah tersedia sebelum ini, termasuk skim perkhidmatan yang baru digubal, jawatan yang diwujudkan untuk kenaikan pangkat pekerja sedia ada dan pertambahan bilangan jawatan daripada struktur sedia ada.

Nota: Hasil tambah mungkin berbeza dengan jumlah kerana pembundaran secara berasingan.

Sumber: Statistik Guna Tenaga, Suku Keempat 2025, Jabatan Perangkaan Malaysia (DOSM)



@StatsMalaysia





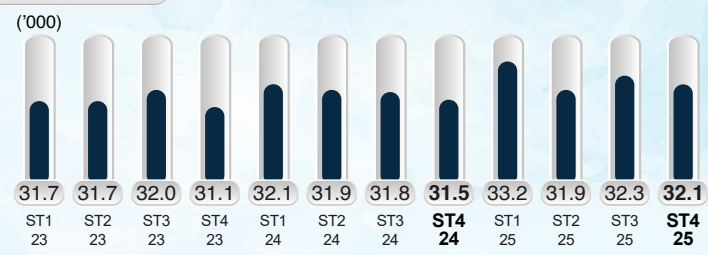
KEMENTERIAN EKONOMI
JABATAN PERANGKAAAN MALAYSIA

STATISTIK GUNA TENAGA, SUKU KEEMPAT 2025

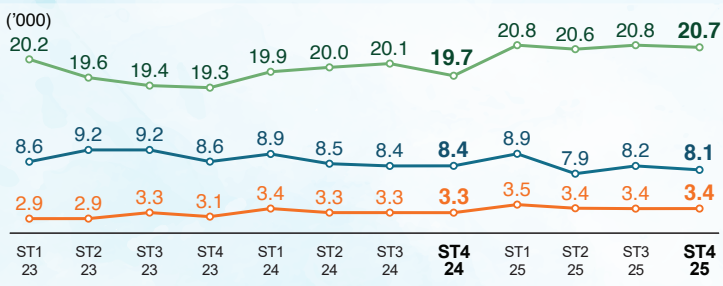
PEWUJUDAN JAWATAN

SUKU KEEMPAT 2025

32.1 ribu pewujudan jawatan pada ST4 2025



8.1 ribu jawatan kategori mahir diwujudkan pada ST4 2025



Sektor Perkhidmatan mencatatkan bilangan pewujudan jawatan tertinggi pada ST4 2025



Komposisi mengikut kemahiran, ST4 2025



2025

Komposisi mengikut kemahiran, 2025



129.6 ribu pewujudan jawatan pada 2025



Jawatan	Jawatan Diisi	Kekosongan	Pewujudan Jawatan
Jumlah buruh yang merangkumi jawatan diisi dan kekosongan.	Pekerja bergaji (sepenuh masa & sambilan); tidak termasuk pemilik perseorangan dan rakan niaga, pekerja keluarga tanpa gaji & pekerja yang bercuti tanpa gaji.	Jawatan yang wujud dan tersedia untuk diisi tetapi belum diisi. Majikan secara aktif cuba mendapatkan calon melalui proses mengiklankan kekosongan, mengeluarkan notis dan berdaftar dengan agensi pekerjaan serta menjalankan temuduga untuk memilih calon bagi mengisi kekosongan.	Jawatan yang diwujudkan dalam sesebuah organisasi yang mana jawatan tersebut belum pernah tersedia sebelum ini, termasuk skim perkhidmatan yang baru digubal, jawatan yang diwujudkan untuk kenaikan pangkat pekerja sedia ada dan pertambahan bilangan jawatan daripada struktur sedia ada.

Nota: Hasil tambah mungkin berbeza dengan jumlah kerana pembundaran secara berasingan. Sumber: Statistik Guna Tenaga, Suku Keempat 2025, Jabatan Perangkaan Malaysia (DOSM)

@StatsMalaysia

BANI 26
DATA NADI EKONOMI RAKYAT

MALAYSIA MADANI
keesejahteraan

ODIN
OPEN DATA INVENTORY
MALAYSIA
BERSAMA SAMA MELAKSANAKAN
DI DUNIA

20 Oktober
2016 - 2030





MINISTRY OF ECONOMY
DEPARTMENT OF STATISTICS MALAYSIA

EMPLOYMENT STATISTICS, FOURTH QUARTER 2025

9.21 million jobs in economic sector

Total jobs increased 1.8 per cent or equivalent to **160.2 thousand** year-on-year.

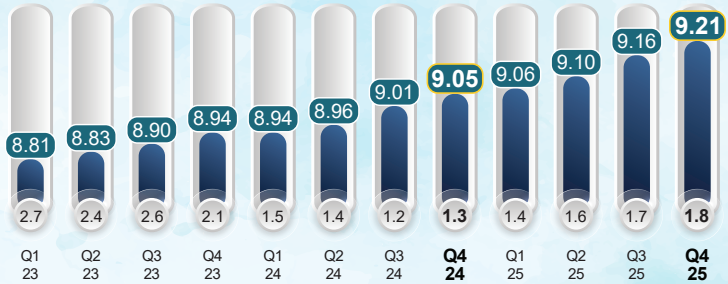


Filled Jobs
97.8%



Vacancies
2.2%

Jobs (million) Year-on-year change (%)



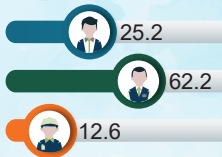
62.2% of jobs were in semi-skilled category

The semi-skilled category contributed the largest share of jobs with 62.2 per cent or equivalent to 5.73 million jobs.

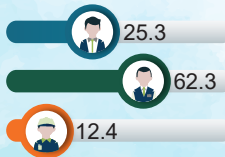
4.82 million jobs were concentrated in Services sector

The highest number of jobs in Services sector was recorded by the Wholesale & retail trade sub-sector with a total of 1.81 million jobs.

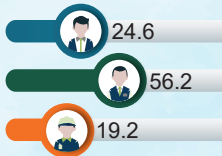
9.21 million Jobs



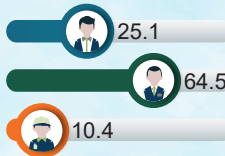
9.02 million Filled Jobs



198.1 thousand Vacancies

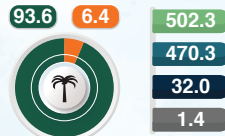


32.1 thousand Jobs Created

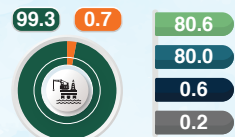


Skilled (%) Semi-skilled (%) Low-skilled (%)

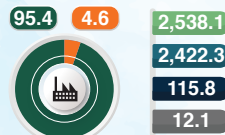
Agriculture



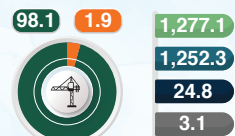
Mining & Quarrying




Manufacturing



Construction



Services



Jobs ('000)
Filled Jobs ('000)
Vacancies ('000)
Jobs Created ('000)
Rate of Filled Jobs (%)
Rate of Vacancies (%)

Jobs

Total labour which comprised of filled jobs and vacancies.

Filled Jobs

Paid employees (full-time & part-time); and thus exclude individual proprietors and business partners, unpaid family workers & employees on unpaid leave.

Vacancies

Unfilled jobs which are ready to be filled. Employers are actively seeking candidates including advertising vacancies, issuing notices and registering with employment agencies as well as conducting interviews to select candidates to fill in the vacancies.

Jobs Created

Jobs created in an organisation which were not previously available, including newly created service schemes, jobs created for the promotion of existing employees and increase in the number of jobs from the existing structure.

Notes: The sum may differ from total due to independent rounding.

Source: Employment Statistics, Fourth Quarter of 2025, Department of Statistics Malaysia (DOSM)





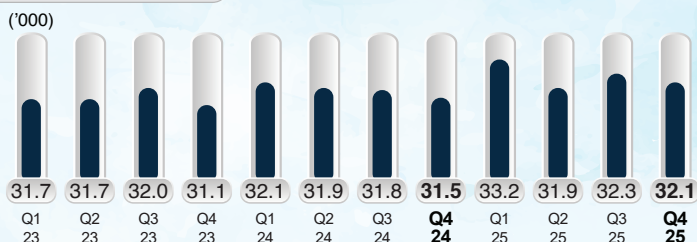
MINISTRY OF ECONOMY
DEPARTMENT OF STATISTICS MALAYSIA

EMPLOYMENT STATISTICS, FOURTH QUARTER 2025

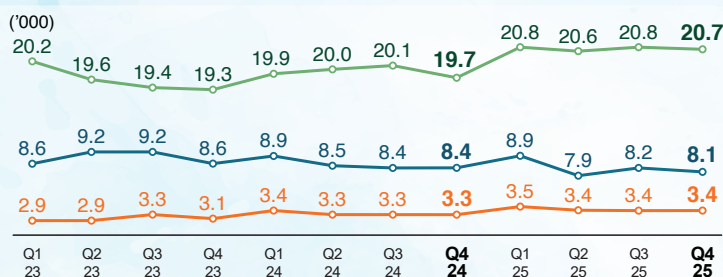
JOBS CREATED

FOURTH QUARTER 2025

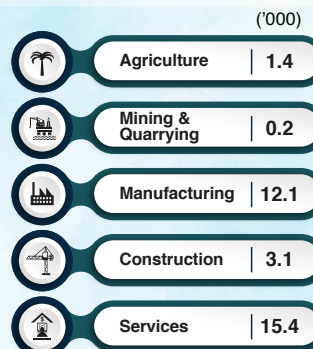
32.1 thousand jobs created in Q4 2025



8.1 thousand skilled jobs were created in Q4 2025



Services Sector recorded the highest number of jobs created in Q4 2025



Share by skills, Q4 2025



2025

Share by skills, 2025



129.6 thousand jobs created in 2025



Jobs	Filled Jobs	Vacancies	Jobs Created
Total labour which comprised of filled jobs and vacancies.	Paid employees (full-time & part-time); and thus exclude individual proprietors and business partners, unpaid family workers & employees on unpaid leave.	Unfilled jobs which are ready to be filled. Employers are actively seeking candidates including advertising vacancies, issuing notices and registering with employment agencies as well as conducting interviews to select candidates to fill in the vacancies.	Jobs created in an organisation which were not previously available, including newly created service schemes, jobs created for the promotion of existing employees and increase in the number of jobs from the existing structure.

Notes: The sum may differ from total due to independent rounding.

Source: Employment Statistics, Fourth Quarter of 2025, Department of Statistics Malaysia (DOSM)



@StatsMalaysia



Ringkasan Penemuan/Summary of Findings

Jadual/Tables

Nota Teknikal/Technical Notes



Pengenalan

Penerbitan ini memaparkan statistik permintaan buruh yang diperoleh daripada Survei Guna Tenaga Suku Tahunan yang dilaksanakan ke atas syarikat perniagaan sektor swasta yang berdaftar, meliputi aktiviti utama ekonomi iaitu Pertanian, Perlombongan & Pengkuarian, Pembuatan, Pembinaan dan Perkhidmatan. Statistik utama guna tenaga yang dibentangkan dalam penerbitan ini adalah jawatan, jawatan diisi, kekosongan dan pewujudan jawatan mengikut aktiviti ekonomi dan kategori kemahiran.

Konsep & Definisi

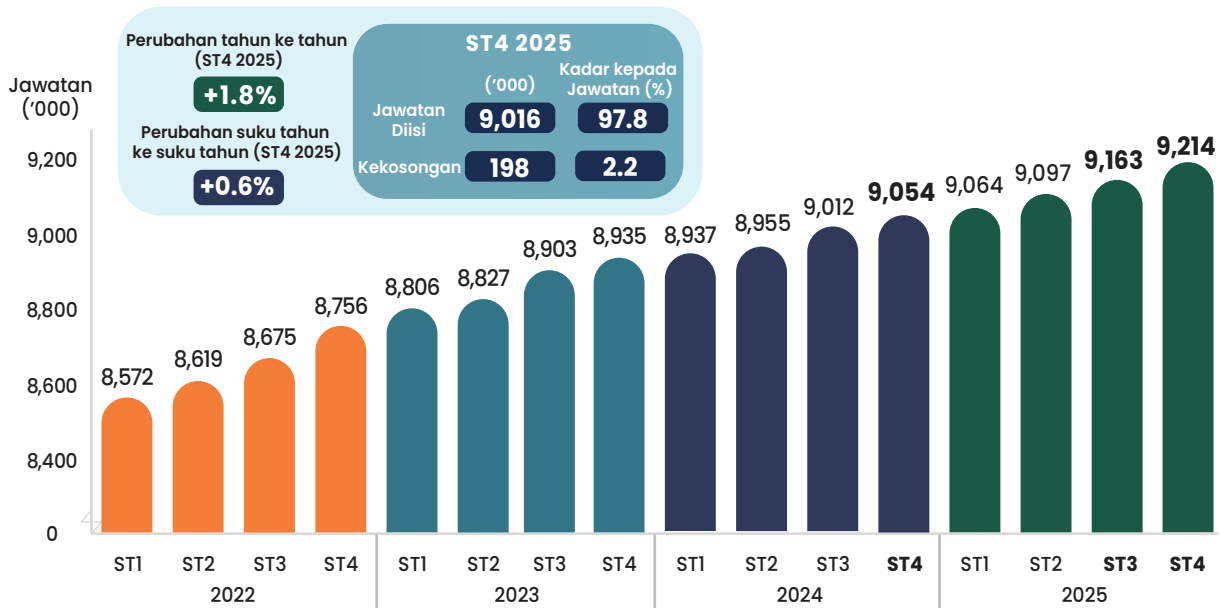
Permintaan buruh merujuk kepada jumlah buruh yang diperlukan oleh pertubuhan untuk mengeluarkan barang dan perkhidmatan pada satu masa tertentu. Permintaan buruh oleh pertubuhan dikelaskan kepada jawatan diisi dan kekosongan jawatan. Konsep dan definisi statistik permintaan buruh dalam penerbitan ini adalah seperti berikut:



Perincian bagi konsep dan definisi boleh dirujuk di nota teknikal pada muka surat 174 laporan ini.

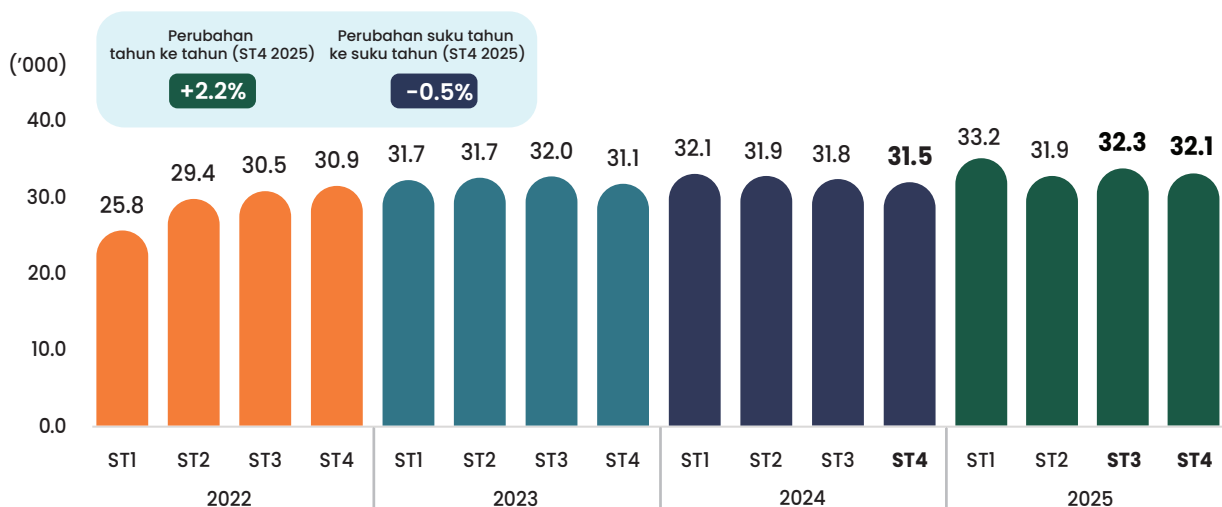
Permintaan Buruh di Malaysia

Carta 1: Jawatan, Jawatan Diisi dan Kekosongan, ST1 2022 - ST4 2025



Pada suku keempat 2025, sektor ekonomi di Malaysia terus mengekalkan pertumbuhan yang stabil dengan bilangan jawatan meningkat sebanyak 1.8 peratus tahun ke tahun kepada 9,214 ribu jawatan, menunjukkan pertambahan sebanyak 160 ribu jawatan (ST4 2024: 9,054 ribu jawatan). Secara suku tahunan, bilangan jawatan telah mencatat peningkatan sebanyak 0.6 peratus, meningkat dari 9,163 ribu jawatan pada ST3 2025. Seterusnya, kadar jawatan diisi terus kekal pada 97.8 peratus bersamaan dengan 9,016 ribu jawatan diisi. Begitu juga, kadar kekosongan jawatan adalah 2.2 peratus, mewakili 198 ribu kekosongan [Carta 1].

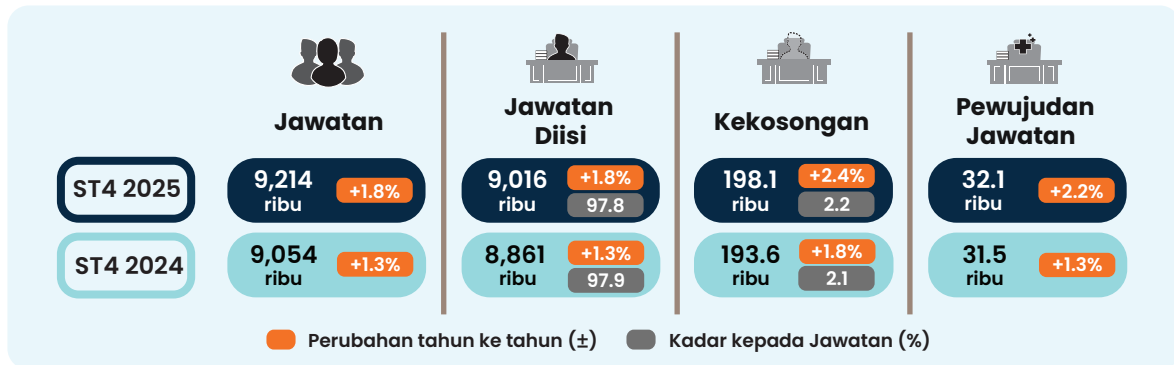
Carta 2: Pewujudan Jawatan, ST1 2022 - ST4 2025



Bilangan pewujudan jawatan meningkat sebanyak 2.2 peratus tahun ke tahun merekodkan 32.1 ribu jawatan (ST4 2024; 31.5 ribu). Sebaliknya, pewujudan jawatan menurun secara marginal sebanyak 0.5 peratus secara suku tahunan, menurun daripada 32.3 ribu jawatan pada ST3 2025 [Carta 2].

Permintaan Buruh, Suku Tahun Keempat 2025

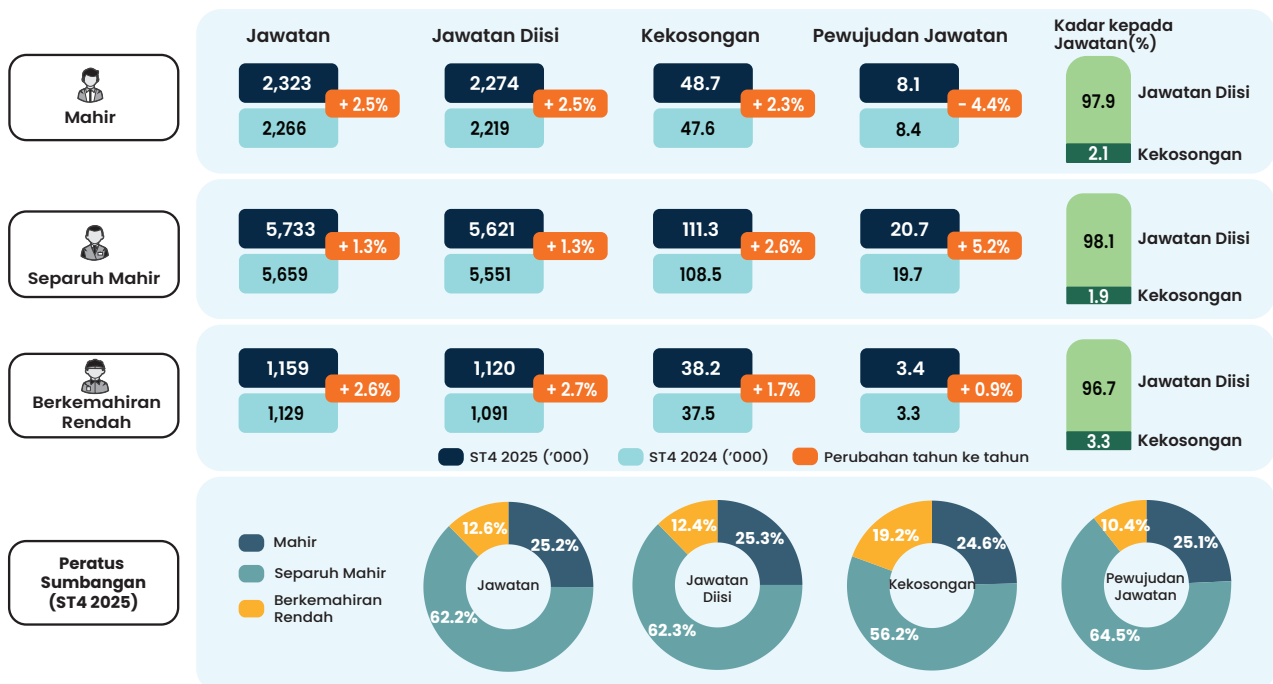
Paparan 1: Permintaan Buruh, ST4 2024 & ST4 2025



Analisis keseluruhan permintaan buruh pada ST4 2025, semua sektor menyumbang secara positif kepada keseluruhan pertumbuhan jawatan. Jumlah jawatan yang merangkumi jawatan diisi dan kekosongan adalah sebanyak 9,214 ribu jawatan (ST4 2024: 9,054 ribu). Bilangan jawatan diisi adalah sebanyak 9,016 ribu dengan kadar 97.8 peratus, meningkat sebanyak 1.8 peratus secara tahunan (ST4 2024: 8,861 ribu). Pada masa yang sama, kadar kekosongan adalah 2.2 peratus bersamaan dengan 198.1 ribu kekosongan jawatan, meningkat daripada 193.6 ribu pada ST4 2024. Sejalan dengan perkembangan indikator ini, pewujudan jawatan turut berkembang sebanyak 2.2 peratus tahun ke tahun, mencecah 32.1 ribu jawatan [Paparan 1].

Permintaan Buruh mengikut Kategori Kemahiran

Paparan 2: Permintaan Buruh mengikut Kategori Kemahiran, ST4 2024 & ST4 2025



Seksyen ini memperincikan komposisi dan prestasi jawatan, jawatan diisi, kekosongan dan pewujudan jawatan mengikut kategori kemahiran pada ST4 2025.

Kategori mahir merekodkan 2,323 ribu jawatan, menunjukkan peningkatan sebanyak 2.5 peratus secara tahunan berbanding dengan 2,266 ribu jawatan pada ST4 2024. Dengan kadar 97.9 peratus, bilangan jawatan diisi mencatatkan 2,274 ribu, manakala 2.1 peratus selebihnya mewakili kadar kekosongan dengan 48.7 ribu kekosongan untuk kategori ini. Jumlah pewujudan jawatan mencatatkan penurunan sebanyak 4.4 peratus tahun ke tahun, merangkumi 8.1 ribu pewujudan jawatan (ST4 2024: 8.4 ribu).

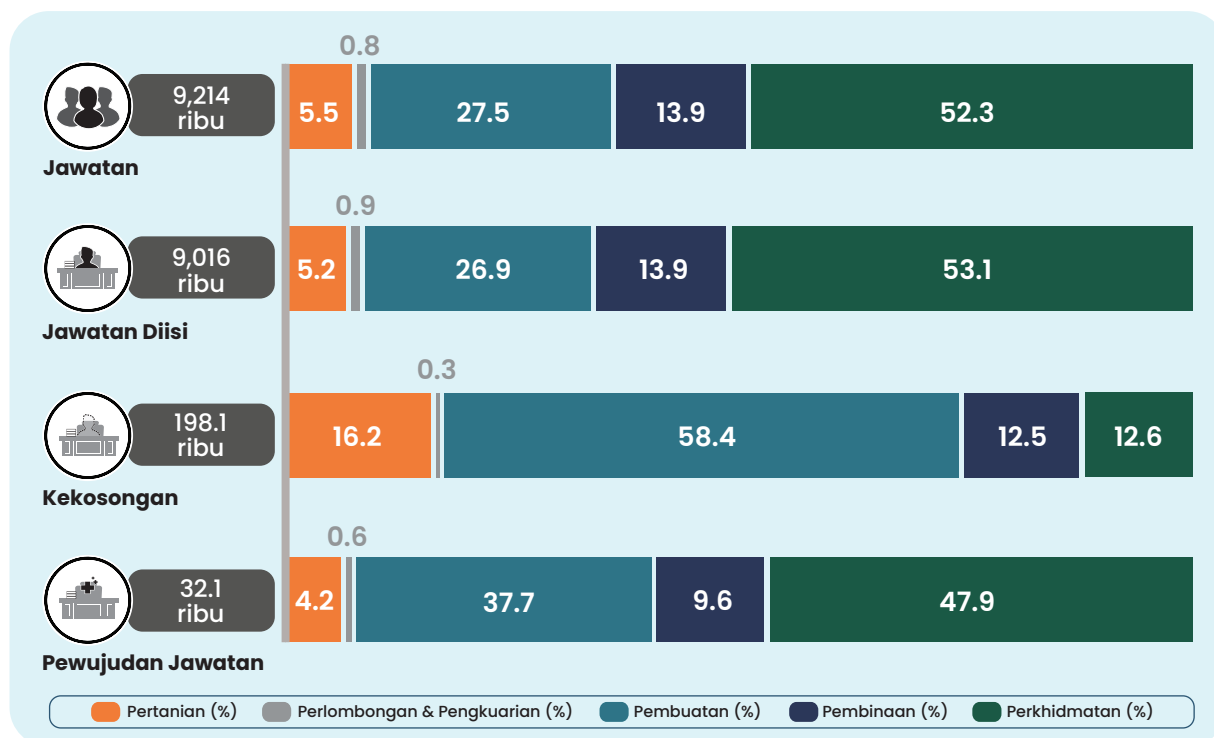
Manakala, **kategori separuh mahir** mendominasi bilangan jawatan dengan 5,733 ribu, peningkatan sebanyak 1.3 peratus tahun ke tahun. Sejumlah 98.1 peratus yang bersamaan dengan 5,621 ribu jawatan telah diisi dan 1.9 peratus (111.3 ribu) selebihnya adalah kekosongan jawatan bagi kategori ini. Selain itu, pewujudan jawatan untuk kategori ini meningkat sebanyak 5.2 peratus, bersamaan dengan 20.7 ribu pewujudan jawatan (ST4 2024: 19.7 ribu).

Bagi **kategori berkemahiran rendah**, bilangan jawatan meningkat sebanyak 2.6 peratus, mencatatkan 1,159 ribu jawatan untuk suku tahun ini (ST4 2024: 1,129 ribu). Kadar jawatan diisi adalah 96.7 peratus dengan 1,120 ribu jawatan diisi. Seterusnya, kadar kekosongan adalah 3.3 peratus yang bersamaan dengan 38.2 ribu kekosongan. Pewujudan jawatan bagi kategori ini adalah 3.4 ribu, meningkat sebanyak 0.9 peratus secara tahunan (ST4 2024: 3.3 ribu).

Selain itu, mengikut kategori kemahiran, taburan permintaan buruh didominasi oleh kategori separuh mahir yang merangkumi lebih separuh daripada keseluruhan indikator, diikuti oleh kategori mahir dan berkemahiran rendah. Kategori separuh mahir mewakili 62.2 peratus daripada jumlah jawatan, 62.3 peratus jawatan diisi, 56.2 peratus kekosongan dan 64.5 peratus pewujudan jawatan. Kategori mahir merupakan penyumbang kedua terbesar dengan 25.2 peratus jumlah jawatan, 25.3 peratus jawatan diisi, 24.6 peratus kekosongan dan 25.1 peratus pewujudan jawatan. Kategori berkemahiran rendah merekodkan peratus sumbangan terendah, menyumbang kepada 12.6 peratus jawatan, 12.4 peratus jawatan diisi, 19.2 peratus kekosongan dan 10.4 peratus pewujudan jawatan **[Paparan 2]**.

Permintaan Buruh mengikut Aktiviti Ekonomi

Paparan 3: Permintaan Buruh mengikut Aktiviti Ekonomi, ST4 2025



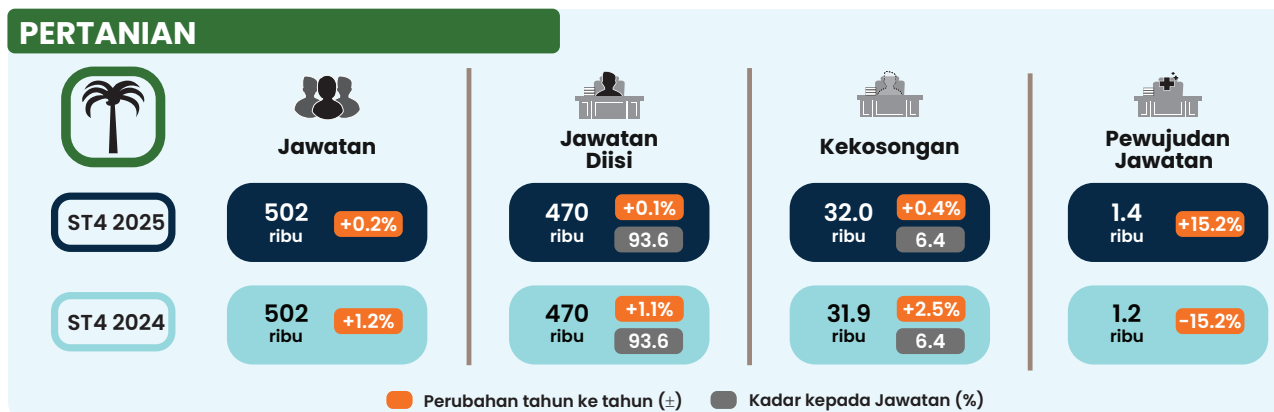
Analisis terhadap permintaan buruh mengikut aktiviti ekonomi, sektor Perkhidmatan mendahului dengan sumbangan tertinggi bagi jumlah **jawatan**, mewakili 52.3 peratus (4,816 ribu), diikuti oleh Pembuatan sebanyak 27.5 peratus (2,538 ribu). Sektor Pembinaan menyumbang 13.9 peratus (1,277 ribu) jawatan, manakala Pertanian merangkumi 5.5 peratus (502 ribu) jawatan. Sektor Perlombongan & Pengkuarian merekodkan sumbangan terendah sebanyak 0.8 peratus (81 ribu).

Demikian juga, sektor Perkhidmatan terus mendahului **jawatan diisi** dengan 53.1 peratus (4,791 ribu), diikuti oleh Pembuatan dan Pembinaan masing-masing dengan 26.9 peratus (2,422 ribu) dan 13.9 peratus (1,252 ribu) jawatan diisi. Sektor Pertanian merangkumi 5.2 peratus (470 ribu) jawatan diisi, manakala Perlombongan dan Pengkuarian pada 0.9 peratus dengan 80 ribu jawatan diisi.

Sumbangan terbesar **kekosongan jawatan** dicatat oleh sektor Pembuatan yang merangkumi 115.8 ribu kekosongan (58.4%) dan kekal sebagai penyumbang utama kepada permintaan buruh. Sektor Pertanian merekodkan 16.2 peratus (32.0 ribu) kekosongan, diikuti oleh Perkhidmatan (12.6%; 25.0 ribu) dan Pembinaan (12.5%; 24.8 ribu). Sektor Perlombongan & Pengkuarian merangkumi sejumlah 0.3 peratus (0.6 ribu) kekosongan.

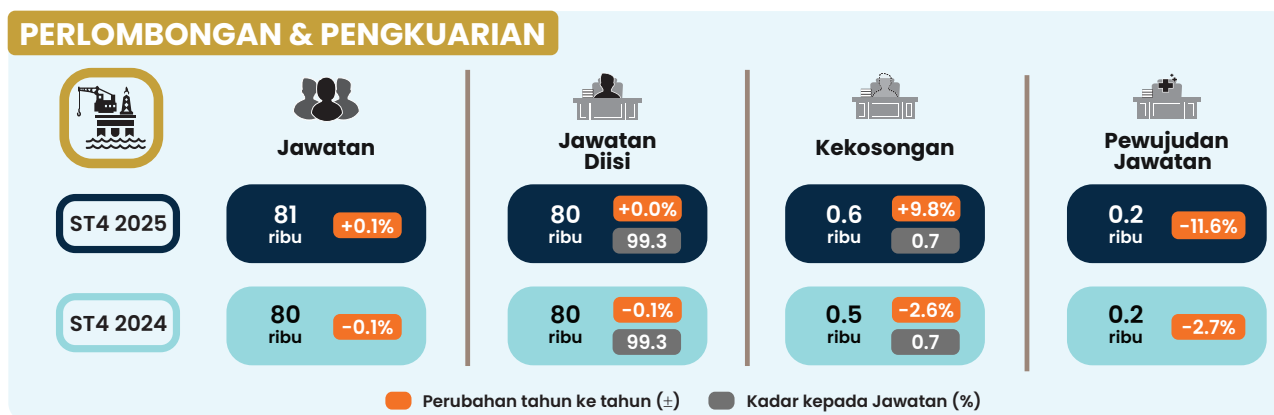
Selain itu, sektor Perkhidmatan sekali lagi merekodkan sumbangan tertinggi dalam **pewujudan jawatan** pada suku ini merangkumi 47.9 peratus (15.4 ribu), manakala Pembuatan dengan 37.7 peratus (12.1 ribu) diikuti dengan Pembinaan (9.6%; 3.1 ribu), Pertanian (4.2%; 1.4 ribu) dan Perlombongan & Pengkuarian (0.6%; 0.2 ribu) [Paparan 3].

Paparan 4: Permintaan Buruh Sektor Pertanian, ST4 2024 & ST4 2025



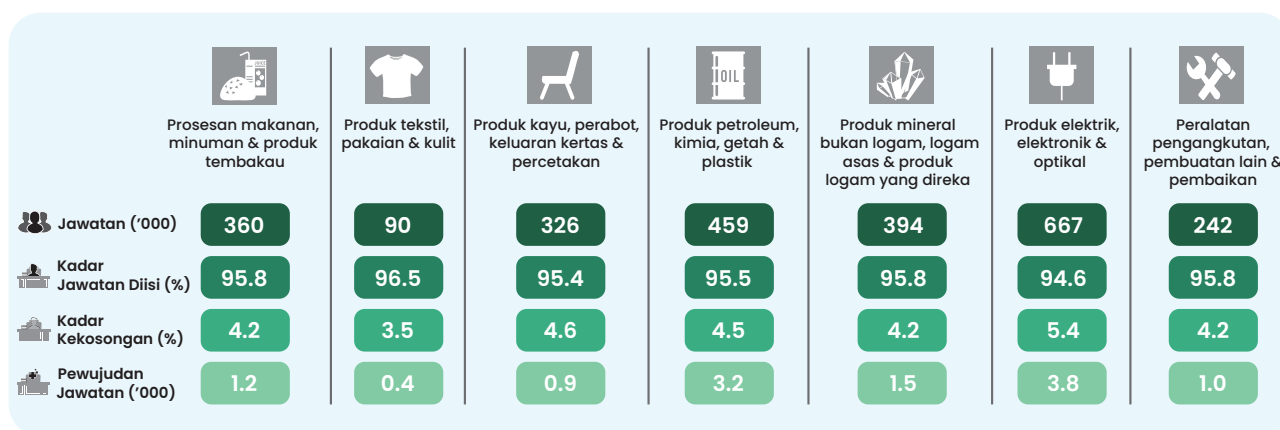
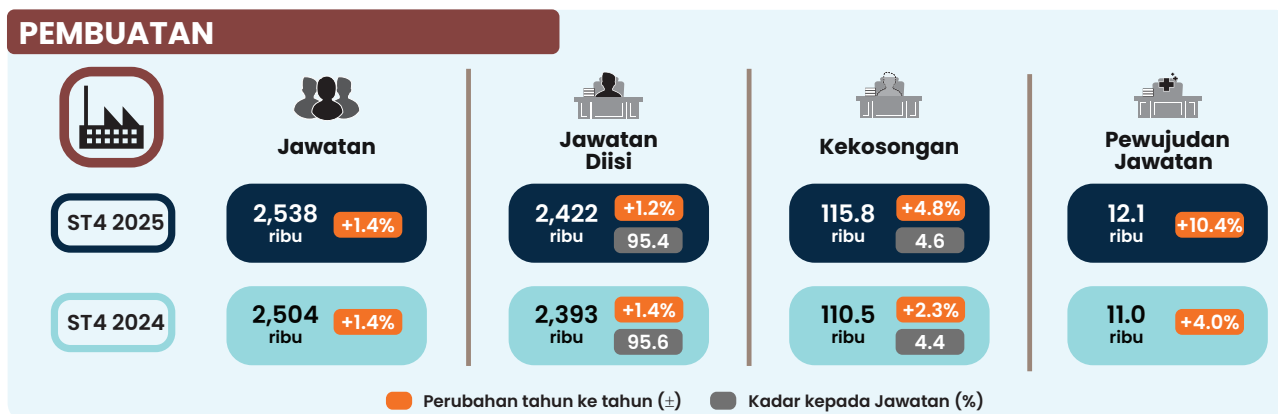
Bilangan jawatan dalam sektor **Pertanian** menunjukkan sedikit peningkatan sebanyak 0.2 peratus tahun ke tahun, dengan sejumlah 502 ribu jawatan pada ST4 2025. Sementara itu, bilangan jawatan diisi juga meningkat secara marginal sebanyak 0.1 peratus kepada 470 ribu, menunjukkan kadar jawatan diisi sebanyak 93.6 peratus. Kekosongan jawatan meningkat sebanyak 0.4 peratus secara tahunan, mencatatkan 32.0 ribu kekosongan pada ST4 2025 (ST2024: 31.9 ribu). Sejumlah 1.4 ribu pewujudan jawatan telah direkodkan di sektor ini **[Paparan 4]**.

Paparan 5: Permintaan Buruh Sektor Perlombongan & Pengkuarian, ST4 2024 & ST4 2025



Bagi sektor **Perlombongan & Pengkuarian**, bilangan jawatan meningkat sebanyak 0.1 peratus tahun ke tahun, dengan merekodkan 81 ribu jawatan pada ST4 2025 (ST4 2024: 80 ribu). Daripada jumlah jawatan, 99.3 peratus atau bersamaan dengan 80 ribu jawatan diisi, sementara selebihnya 0.7 peratus (0.6 ribu) merupakan kekosongan jawatan. Selain itu, sektor ini merekodkan 0.2 ribu pewujudan jawatan, menurun 11.6 peratus tahun ke tahun pada suku ini **[Paparan 5]**.

Paparan 6: Permintaan Buruh Sektor Pembuatan, ST4 2024 & ST4 2025

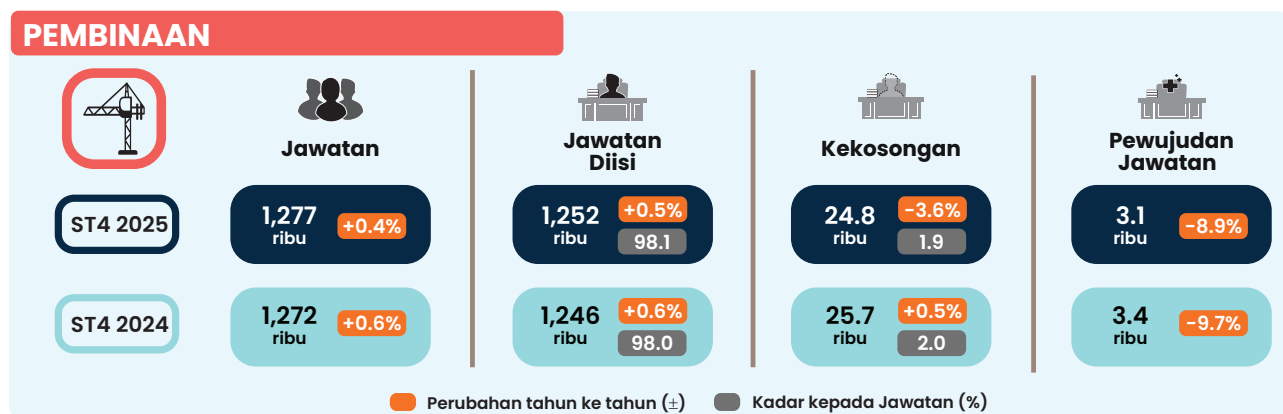


Pada ST4 2025, sektor **Pembuatan** mencatatkan pertumbuhan sebanyak 1.4 peratus tahun ke tahun, dengan sejumlah 2,538 ribu jawatan, iaitu pertambahan sebanyak 34 ribu jawatan (ST4 2024: 2,503 ribu). Sebanyak 95.4 peratus daripada jumlah tersebut merupakan jawatan diisi (2,422 ribu), manakala 4.6 peratus selebihnya adalah kekosongan (115.8 ribu).

Penyumbang utama prestasi jawatan dalam sektor Pembuatan adalah subsektor Produk elektrik, elektronik, & optikal dengan jumlah jawatan direkodkan sebanyak 667 ribu jawatan. Penyumbang kedua terbesar adalah subsektor Produk petroleum, kimia, getah, & plastik yang merekodkan 459 ribu jawatan pada suku ini. Subsektor Tekstil, pakaian & produk kulit mencatatkan kadar pengisian jawatan tertinggi pada 96.5 peratus, diikuti oleh subsektor Barangan mineral bukan logam, logam asas & produk logam yang direka, Prosesan makanan, minuman & produk tembakau serta Peralatan pengangkutan, pembuatan lain & pembaikan pada 95.8 peratus. Manakala kadar jawatan diisi terendah direkodkan oleh subsektor Produk elektrik, elektronik & optikal pada 94.6 peratus.

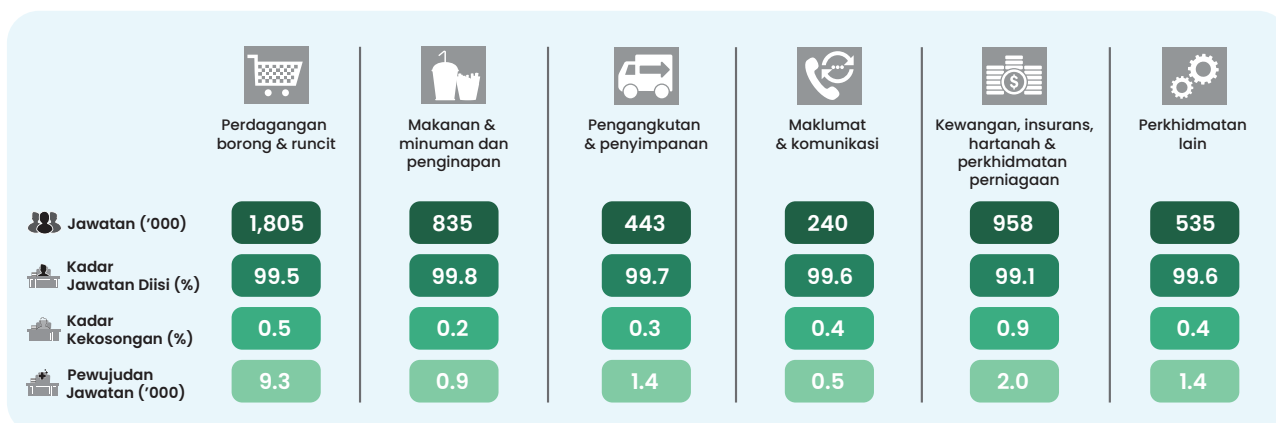
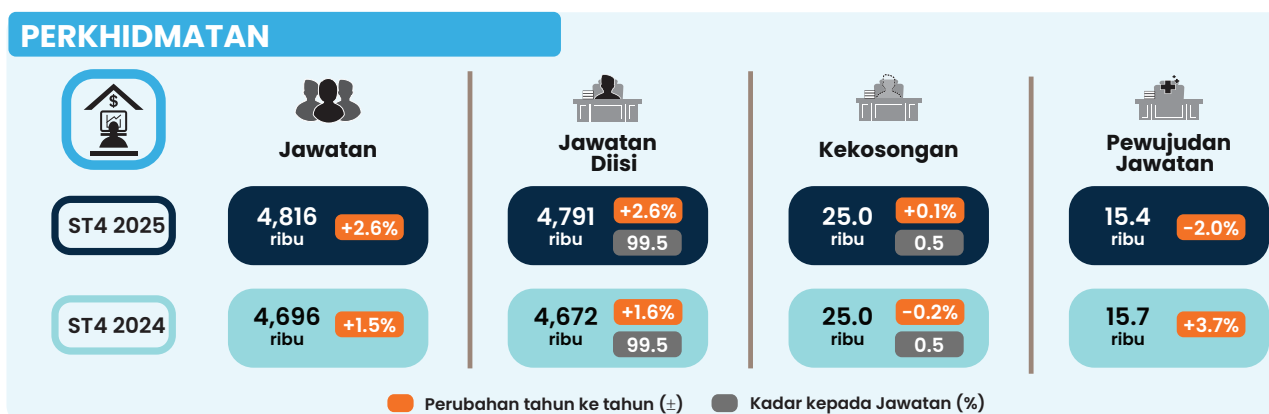
Sektor ini merekodkan 115.8 ribu kekosongan dengan subsektor Produk elektrik, elektronik & optikal mencatatkan kadar kekosongan tertinggi sebanyak 5.4 peratus, diikuti oleh subsektor Produk kayu, perabot, keluaran kertas & percetakan pada 4.6 peratus. Bagi pewujudan jawatan pula, sektor ini merekodkan peningkatan ketara sebanyak 10.4 peratus tahun ke tahun bersamaan 12.1 ribu jawatan (ST4 2024: 11.0 ribu), terutamanya dalam subsektor Produk elektrik, elektronik & optikal [Paparan 6].

Paparan 7: Permintaan Buruh Sektor Pembinaan, ST4 2024 & ST4 2025



Perbandingan dengan ST4 2024, sektor **Pembinaan** terus meningkat dengan stabil, mencatatkan pertumbuhan 0.4 peratus tahun ke tahun kepada 1,277 ribu jawatan pada suku ini. Kadar jawatan diisi adalah 98.1 peratus dengan 1,252 ribu jawatan diisi, manakala 1.9 peratus selebihnya merupakan kadar kekosongan berjumlah 24.8 ribu kekosongan jawatan. Selain itu, sektor ini turut merekodkan 3.1 ribu pewujudan jawatan pada suku tahun ini [Paparan 7].

Paparan 8: Permintaan Buruh Sektor Perkhidmatan, ST4 2024 & ST4 2025

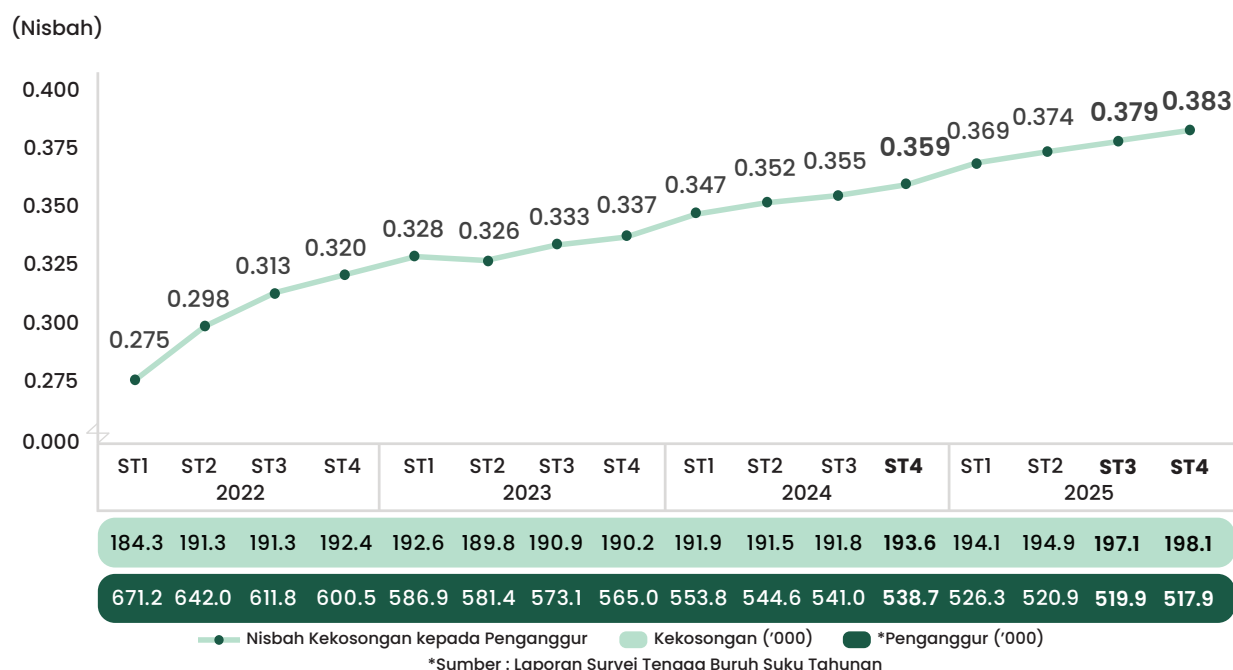


Sektor **Perkhidmatan** merekodkan sejumlah 4,816 ribu jawatan, meningkat sebanyak 2.6 peratus tahun ke tahun, terutamanya dalam subsektor Perdagangan borong & runcit. Daripada jumlah tersebut, 99.5 peratus (4,791 ribu) merupakan jawatan diisi dan 0.5 peratus selebihnya adalah kekosongan sebanyak 25.0 ribu.

Pada masa yang sama, semua subsektor dalam sektor Perkhidmatan merekodkan kadar jawatan diisi melebihi 99.0 peratus, dengan subsektor Makanan & minuman dan penginapan mencatatkan kadar tertinggi pada 99.8 peratus. Sebaliknya, subsektor Kewangan, insurans, hartanah & perkhidmatan perniagaan mempunyai kadar jawatan diisi terendah pada 99.1 peratus. Walau bagaimanapun, subsektor ini turut merekodkan kadar kekosongan tertinggi sebanyak 0.9 peratus.

Sejumlah 15.4 ribu jawatan baharu diwujudkan dalam sektor Perkhidmatan, didahului oleh subsektor Perdagangan borong & runcit yang menyumbang 9.3 ribu pewujudan jawatan **[Paparan 8]**.

Paparan 9: Nisbah Kekosongan kepada Penganggur, ST1 2022 - ST4 2025



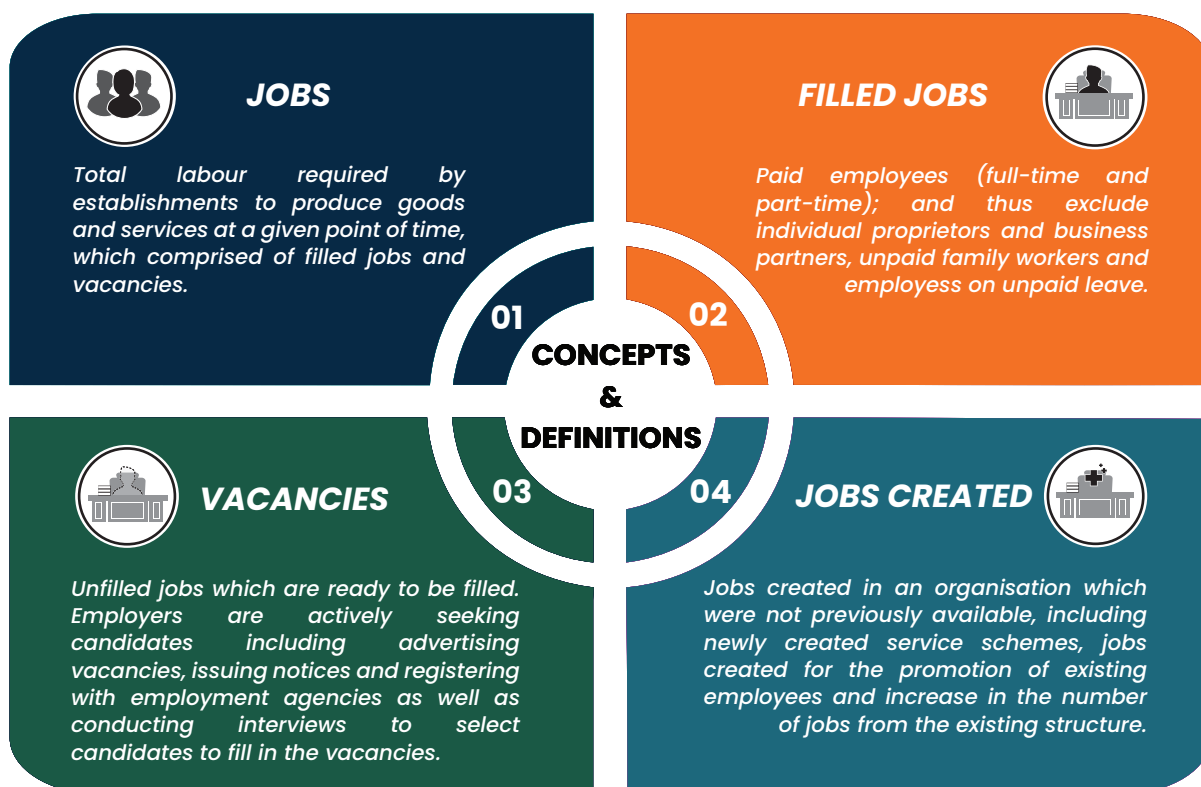
Paparan 9 menggambarkan nisbah kekosongan kepada penganggur dari ST1 2022 hingga ST4 2025. Nisbah tersebut menunjukkan peningkatan yang stabil, mencerminkan pasaran buruh yang semakin sengit di mana pencari kerja melebihi kekosongan jawatan. Bermula dari ST1 2022 (0.275), nisbah kekosongan kepada penganggur meningkat secara sederhana setiap suku tahun dan telah mencapai 0.383 pada ST4 2025. Trend nisbah ini didorong oleh peningkatan kekosongan daripada 184.3 ribu pada ST1 2022 kepada 198.1 ribu pada ST4 2025, dan penurunan bilangan penganggur daripada 671.2 ribu kepada 517.9 ribu dalam tempoh yang sama **[Paparan 9]**.

Introduction

This publication presents the labour demand statistics derived from the Quarterly Employment Survey conducted among registered private sector businesses encompassing major economic activities namely, Agriculture, Mining & Quarrying, Manufacturing, Construction and Services. The principal statistics of employment presented in this report are jobs, filled jobs, vacancies and jobs created by economic activity and skills category.

Concepts & Definitions

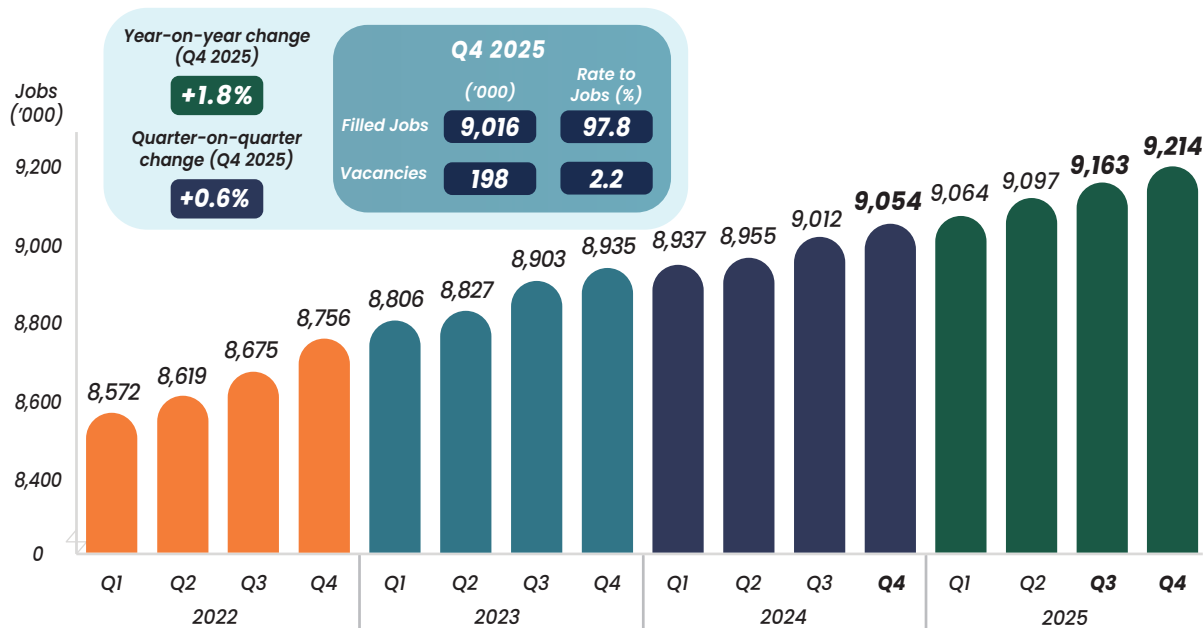
Labour demand indicates the total labour required by establishments to produce goods and services at a given point in time. The labour demand by establishments is classified into filled jobs and jobs vacancy. The concepts and definitions of the statistics on labour demand in this publication are as follows:



The details of concepts and definitions can be referred to in the technical notes on page 185 of this report.

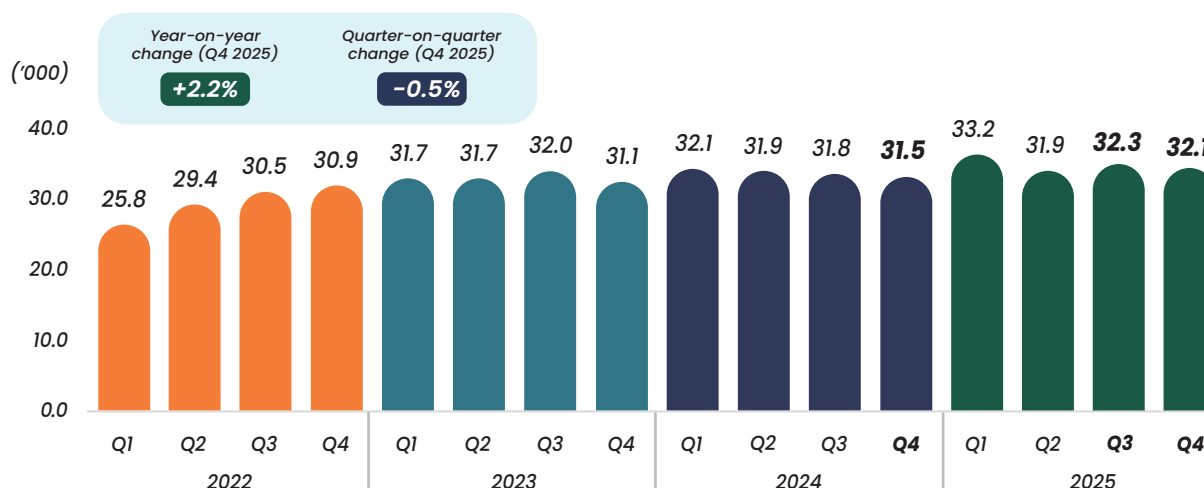
Labour Demand in Malaysia

Chart 1: Jobs, Filled Jobs and Vacancies, Q1 2022 - Q4 2025



During the fourth quarter of 2025, the economic sector in Malaysia pursued a stable growth with the total number of jobs increasing by 1.8 per cent to 9,214 thousand, indicating an additional of 160 thousand jobs (Q4 2024: 9,054 thousand jobs). On quarterly basis, the number of jobs posted an increase of 0.6 per cent, up from 9,163 thousand in Q3 2025. Furthermore, the rate of filled jobs remained the same at 97.8 per cent which was equivalent to 9,016 thousand filled jobs. Likewise, the job vacancies rate stood at 2.2 per cent, representing 198 thousand vacancies [Chart 1].

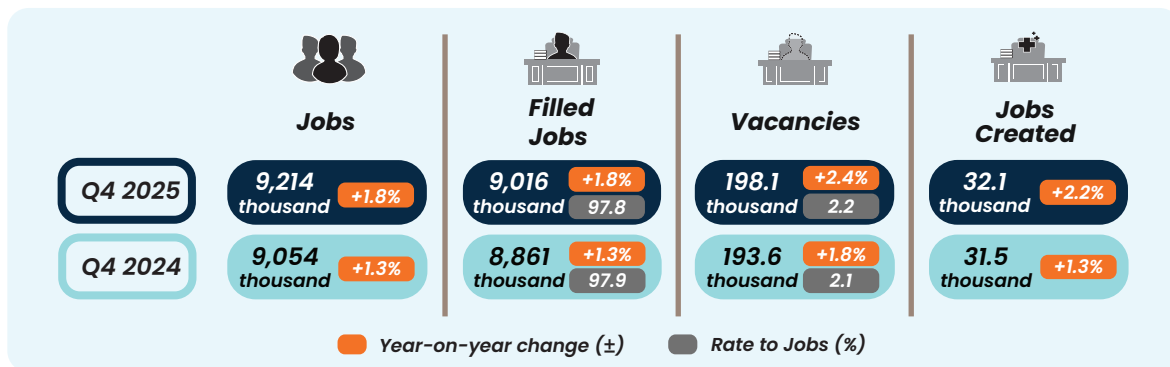
Chart 2: Jobs Created, Q1 2022 - Q4 2025



The number of jobs created inched up by 2.2 per cent year-on-year posting 32.1 thousand jobs (Q4 2024: 31.5 thousand). On the contrary, jobs created marginally fall by 0.5 per cent on a quarterly basis, dropped from 32.3 thousand in Q3 2025 [Chart 2].

Labour Demand, Fourth Quarter of 2025

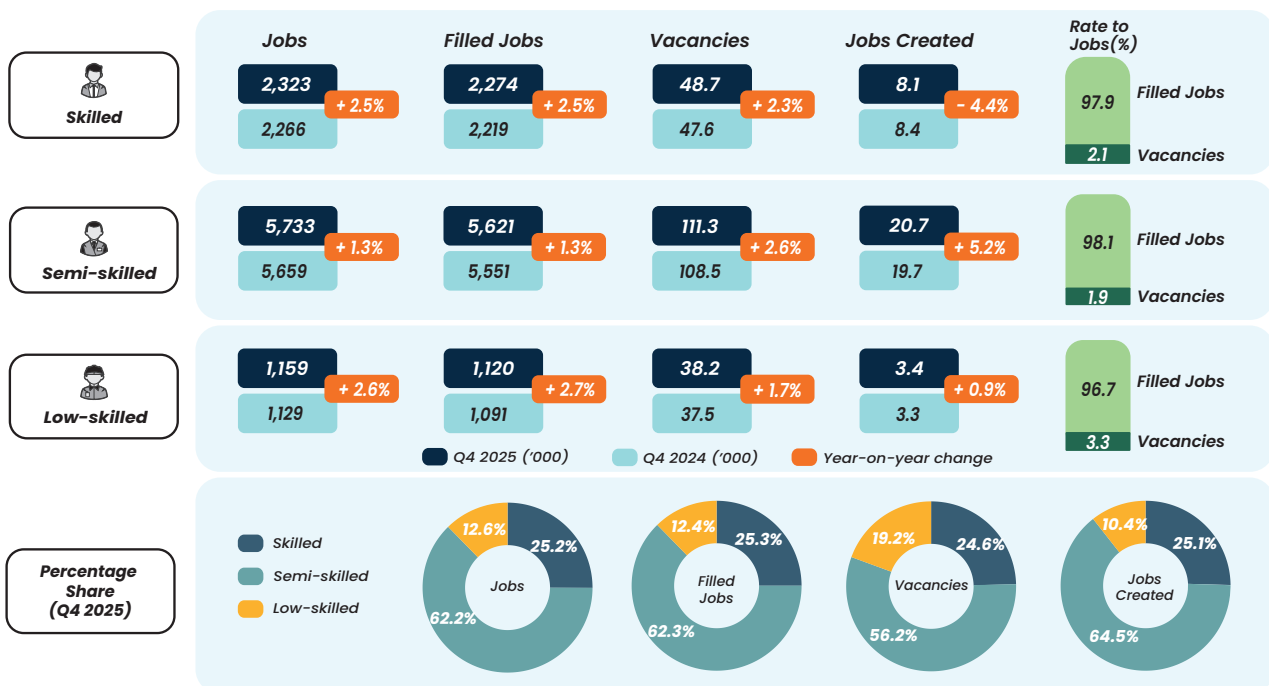
Exhibit 1: Labour Demand, Q4 2024 & Q4 2025



Analysing the overall labour demand in Q4 2025, all sectors contributing positively to the overall growth of jobs. The number of jobs comprising of filled jobs and vacancies stood at 9,214 thousand jobs (Q4 2024: 9,054 thousand). The number of filled jobs accounted for 9,016 thousand from the total jobs with a rate of 97.8, increased by 1.8 per cent on yearly basis (Q4 2024: 8,861 thousand). Simultaneously, the vacancy rate was 2.2 per cent with 198.1 thousand unfilled positions, rose from 193.6 thousand in Q4 2024. Along with the expansion of these indicators, jobs created also grew modestly by 2.2 per cent year-on-year, reaching 32.1 thousand jobs [Exhibit 1].

Labour Demand by Skills Category

Exhibit 2: Labour Demand by Skills Category, Q4 2024 & Q4 2025



This section highlights the composition and performance of jobs, filled jobs, job vacancies and jobs created across skills category in Q4 2025. .

The **skilled category** recorded 2,323 thousand jobs, reflecting an increase of 2.5 per cent on a yearly basis compared with 2,266 thousand jobs in Q4 2024. With a rate of 97.9 per cent, the number of filled jobs registered was 2,274 thousand whereas the remaining 2.1 per cent represents vacancy rate with a total of 48.7 thousand vacancies for this category. The number of jobs created registered a decline of 4.4 per cent year-on-year, making up to 8.1 thousand jobs created (Q4 2024: 8.4 thousand).

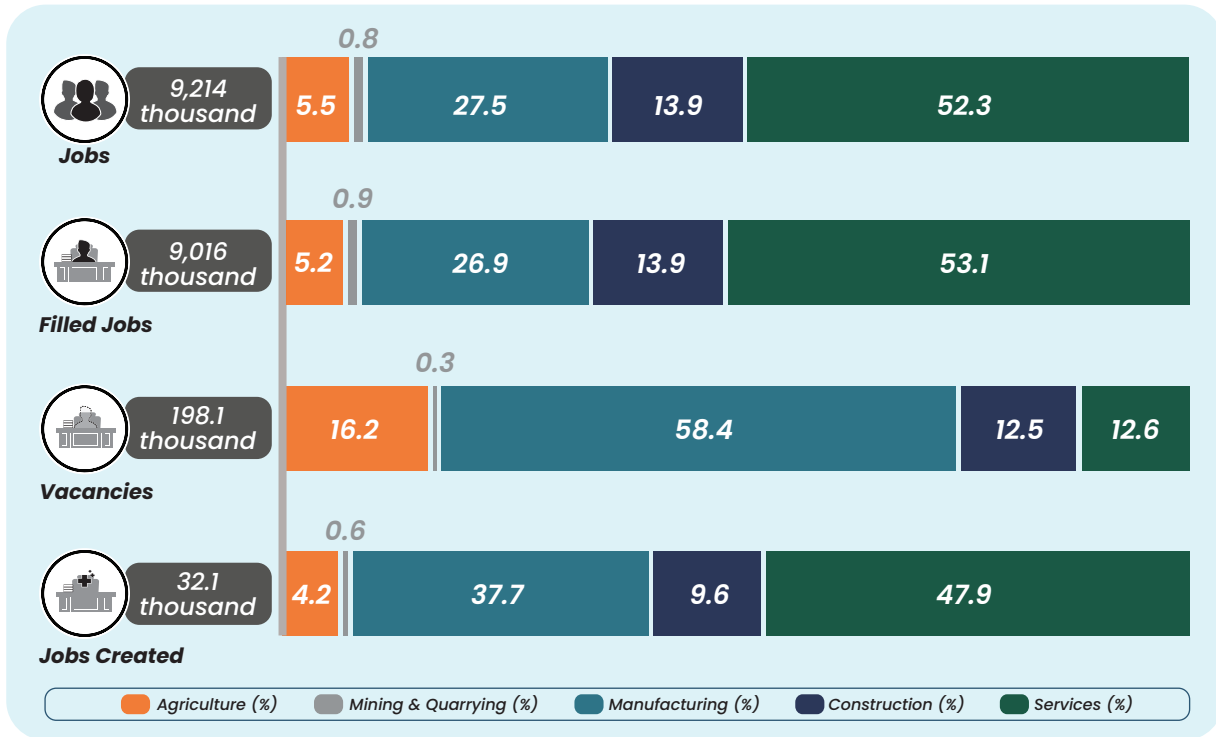
Meanwhile, the **semi-skilled category** dominated the number of jobs with 5,733 thousand jobs, an increase of 1.3 per cent year-on-year. A total of 98.1 per cent corresponding to 5,621 thousand jobs was filled and the remaining 1.9 per cent (111.3 thousand) were vacant for this category. Additionally, jobs created in this category increased by 5.2 per cent, equating to 20.7 thousand new jobs (Q4 2024: 19.7 thousand).

For the **low-skilled category**, the number of jobs rose by 2.6 per cent, registering 1,159 thousand jobs for this quarter (Q4 2024: 1,129 thousand). The filled jobs rate was 96.7 per cent with 1,120 thousand jobs were filled. Furthermore, the vacancies rate was 3.3 per cent which corresponds to 38.2 thousand vacancies. The number of jobs created for this category was 3.4 thousand, with an increase of 0.9 per cent year-on-year (Q4 2024: 3.3 thousand).

Moreover, by skills category, the distribution of labour demand was dominated by the semi-skilled category as this category covered over half of all the indicators, followed by the skilled and low-skilled categories. Semi-skilled category represented for 62.2 per cent of total jobs, 62.3 per cent of filled jobs, 56.2 per cent of vacancies and 64.5 per cent of jobs created. The skilled category followed as the second-largest contributor with 25.2 per cent of total jobs, 25.3 per cent of filled jobs, 24.6 per cent of vacancies and 25.1 per cent of jobs created. The low-skilled category recorded the smallest percentage share, contributing to 12.6 per cent of jobs, 12.4 per cent of filled jobs, 19.2 per cent of vacancies and 10.4 per cent of jobs created [**Exhibit 2**].

Labour Demand by Economic Activity

Exhibit 3: Labour Demand by Economic Activity, Q4 2025



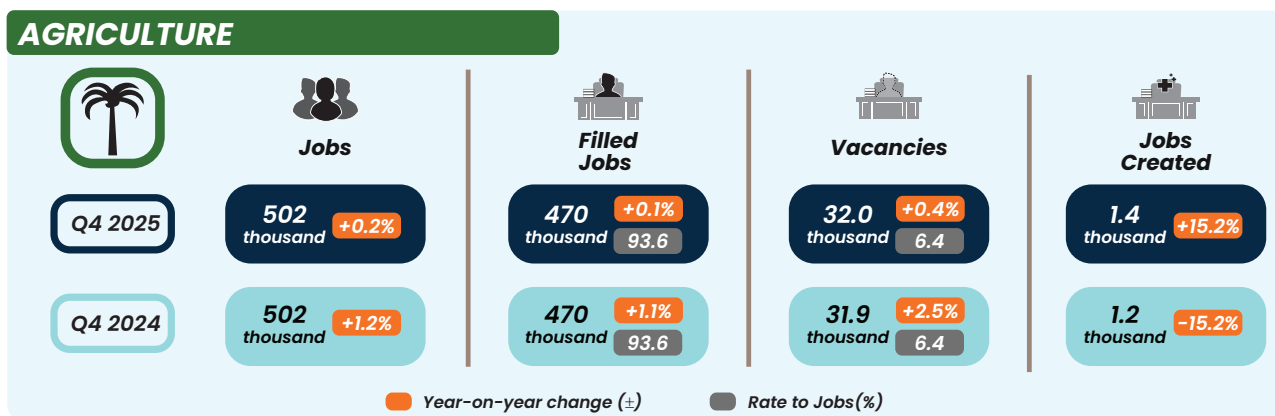
Analysing the labour demand by economic activity, the Services sector led with the highest share of total **jobs**, representing 52.3 per cent (4,816 thousand), followed by Manufacturing at 27.5 per cent (2,538 thousand). The Construction sector contributed 13.9 per cent of jobs (1,277 thousand), while Agriculture accounted for 5.5 per cent (502 thousand) jobs. The Mining & Quarrying sector had the smallest share of 0.8 per cent (81 thousand).

Similarly, the Services sector continued to lead the **filled jobs** with 53.1 per cent (4,791 thousand) followed by the Manufacturing and Construction with 26.9 per cent (2,422 thousand) and 13.9 per cent (1,252 thousand) of filled jobs, respectively. The Agriculture sector amounted to 5.2 per cent share (470 thousand) while the Mining & Quarrying at 0.9 per cent with 80 thousand filled jobs.

The largest share of job **vacancies** was posted by the Manufacturing sector, which accounted for 115.8 thousand vacancies (58.4%) and remained substantial to the labour demand. The Agriculture sector recorded 16.2 per cent (32.0 thousand) share of vacancies followed by Services (12.6%; 25.0 thousand) and Construction (12.5%; 24.8 thousand). Mining & Quarrying sector covered the remaining 0.3 per cent (0.6 thousand) of vacancies

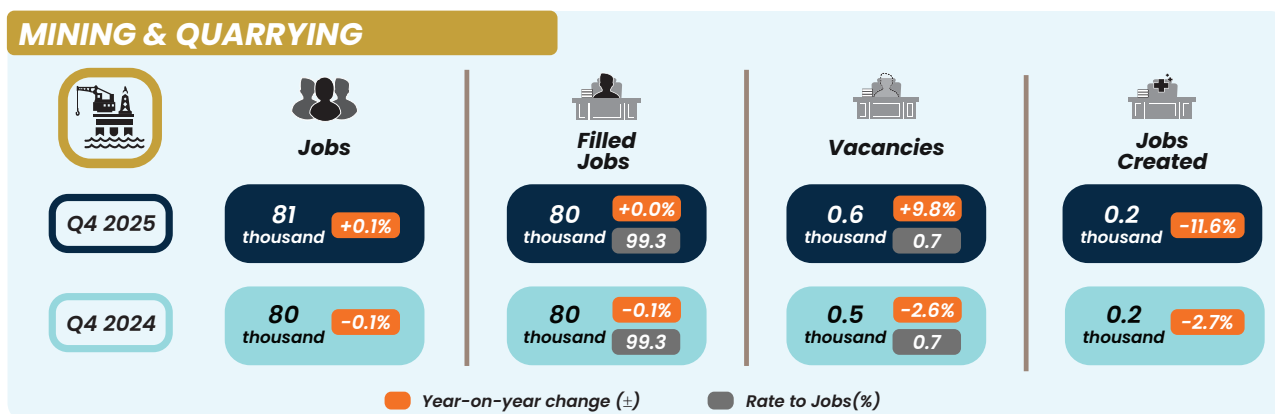
Furthermore, Services sector again topped the list for **jobs created** for this quarter, encompassing 47.9 per cent (15.4 thousand) while the Manufacturing sector with 37.7 per cent (12.1 thousand), followed by Construction (9.6%; 3.1 thousand), Agriculture (4.2%; 1.4 thousand) and Mining & Quarrying (0.6%; 0.2 thousand) [Exhibit 3].

Exhibit 4: Labour Demand of Agriculture Sector, Q4 2024 & Q4 2025



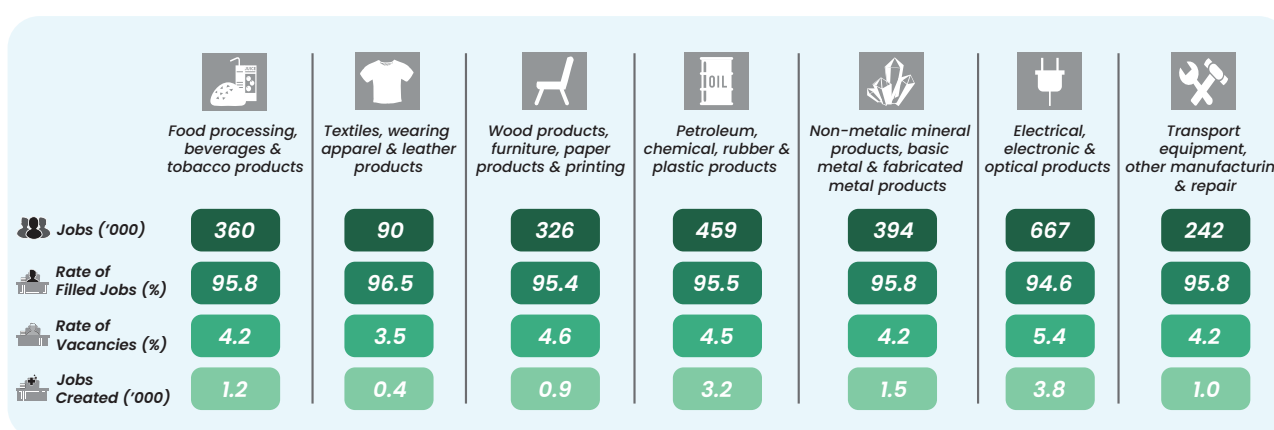
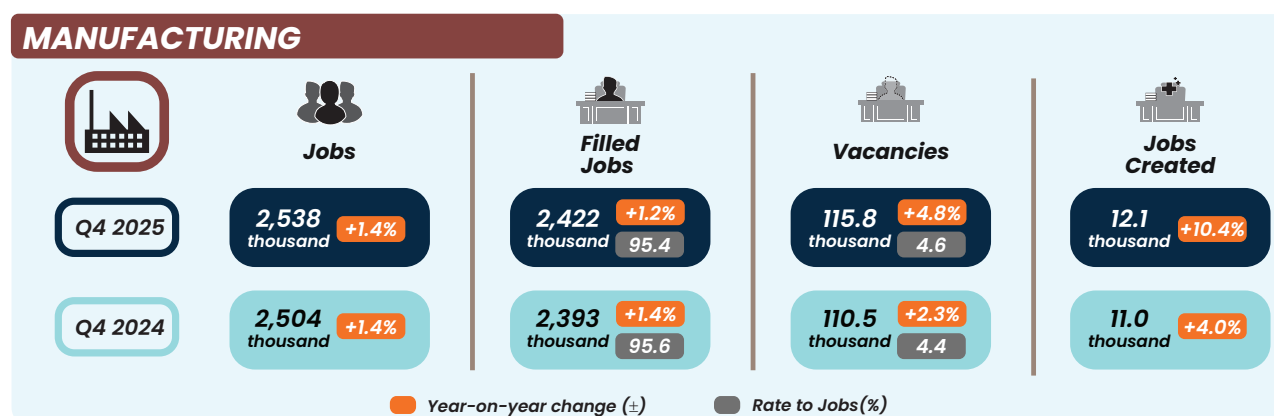
The number of jobs in **Agriculture** sector marked a slight increase of 0.2 per cent year-on-year, totalling to 502 thousand jobs in Q4 2025. Meanwhile, the number of filled jobs also grew marginally by 0.1 per cent to 470 thousand, reflecting a filled jobs rate at 93.6 per cent. Job vacancies rose by 0.4 per cent on yearly basis, posting 32.0 thousand vacancies in Q4 2025 (Q4 2024: 31.9 thousand). A total of 1.4 thousand jobs created were recorded for this sector [Exhibit 4].

Exhibit 5: Labour Demand of Mining & Quarrying Sector, Q4 2024 & Q4 2025



For **Mining & Quarrying** sector, the number of jobs increase by 0.1 per cent year-on-year to record 81 thousand jobs in Q4 2025 (Q4 2024: 80 thousand). From the total jobs, 99.3 per cent or equivalent to 80 thousand was filled, while the remaining 0.7 per cent (0.6 thousand) still vacant. Furthermore, this sector created 0.2 thousand new jobs, experiencing a 11.6 per cent year-on-year decline for this quarter [Exhibit 5].

Exhibit 6: Labour Demand of Manufacturing Sector, Q4 2024 & Q4 2025

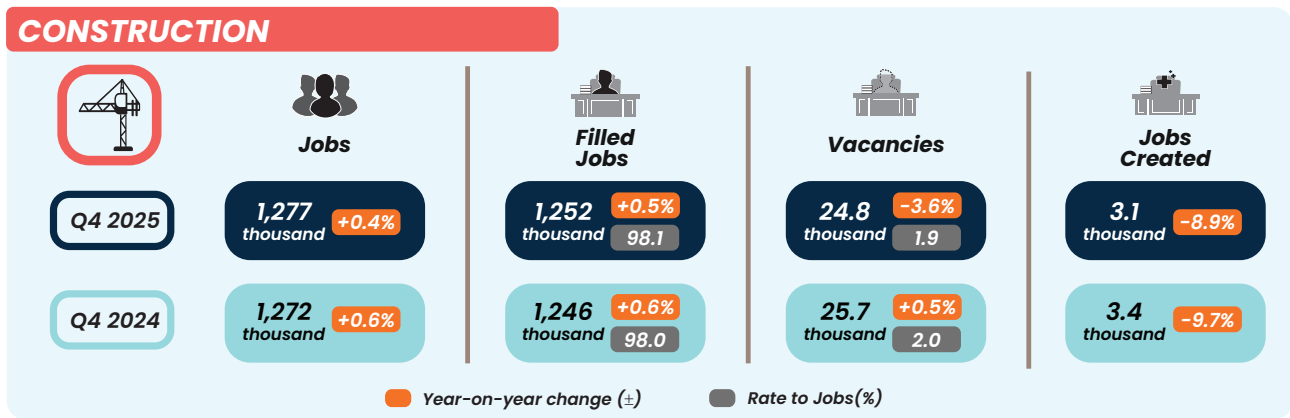


In Q4 2025, the **Manufacturing** sector registered a growth of 1.4 per cent year-on-year, standing at a total of 2,538 thousand jobs with an additional of 34 thousand jobs (Q4 2024: 2,503 thousand). 95.4 per cent of the total were filled jobs (2,422 thousand) and the other 4.6 per cent were vacancies (115.8 thousand).

The jobs performance in Manufacturing sector was mainly contributed by the *Electrical, electronic & optical products* sub-sector, with a total number of jobs recorded was 667 thousand. Then, as the second largest contributor, the *Petroleum, chemical, rubber & plastic products* sub-sector recorded 459 thousand jobs for this quarter. The *Textiles, wearing apparel & leather products* sub-sector contributed the most in the filled jobs rate with 96.5 per cent, followed by the *Non-metallic mineral products, basic metal & fabricated metal products*, *Food processing, beverages & tobacco products* and *Transport equipment, other manufacturing & repair* sub-sectors at 95.8 per cent. In comparison, the lowest filled jobs rate was in the *Electrical, electronic & optical products* sub-sector with 94.6 per cent.

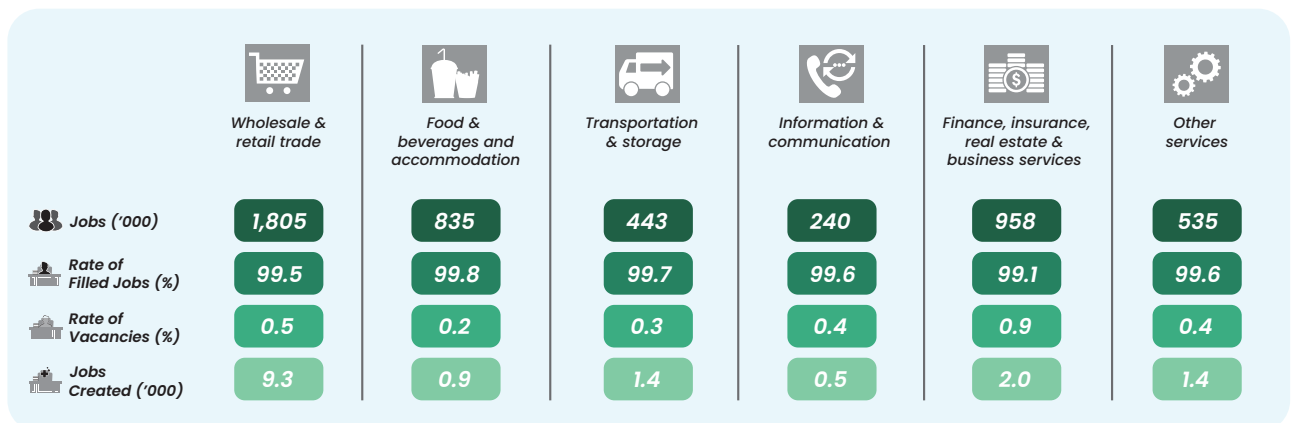
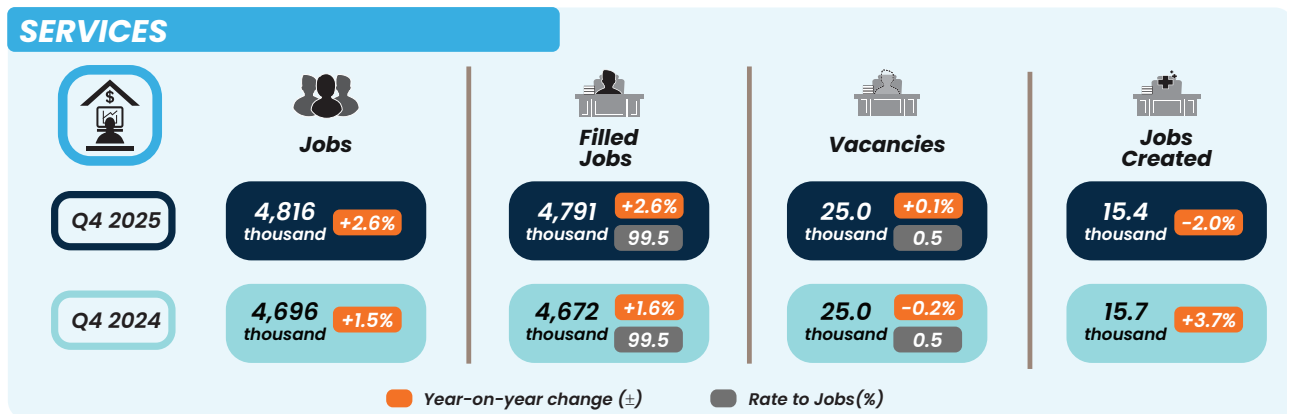
This sector recorded 115.8 vacancies where the *Electrical, electronic & optical products* sub-sector held the largest vacancy rate at 5.4 per cent, followed by the *Wood products, furniture, paper products & printing* sub-sector with 4.6 per cent. As for the jobs created, this sector registered a significant increase of 10.4 per cent year-on-year, equivalent to 12.1 thousand jobs created (Q4 2024: 11.0 thousand), mainly in the *Electrical, electronic & optical products* sub-sector [Exhibit 6].

Exhibit 7: Labour Demand of Construction Sector, Q4 2024 & Q4 2025



Compared with Q4 2024, the **Construction** sector continued to rise steadily, registering a 0.4 per cent year-on-year growth to 1,277 thousand in this quarter. The filled jobs rate stood at 98.1 per cent, totalling to 1,252 thousand filled jobs, while the remaining 1.9 per cent was the vacancy rate with 24.8 thousand vacancies. Additionally, this sector also recorded 3.1 thousand jobs created for this quarter [Exhibit 7].

Exhibit 8: Labour Demand of Services Sector, Q4 2024 & Q4 2025



Services sector registered a total of 4,816 thousand jobs, an increase by 2.6 per cent year-on-year primarily in the Wholesale & retail trade sub-sector. From the total jobs, 99.5 per cent (4,791 thousand) were filled jobs and the remaining 0.5 per cent were job vacancies with 25.0 thousand.

On the other hand, all sub-sectors in Services sector recorded filled jobs rate more than 99.0 per cent with the Food & beverages and accommodation sub-sector registered the highest rate at 99.8 per cent. On the contrary, the Finance, insurance, real estate & business services sub-sector had the lowest filled jobs rate at 99.1 per cent. However, this sub-sector recorded the highest vacancy rate at 0.9 per cent.

A total of 15.4 thousand new jobs were created in the Services sector, led by the Wholesale & retail trade sub-sector, which contributed 9.3 thousand jobs created [Exhibit 8].

Exhibit 9: Vacancies to Unemployed Ratio, Q1 2022 - Q4 2025

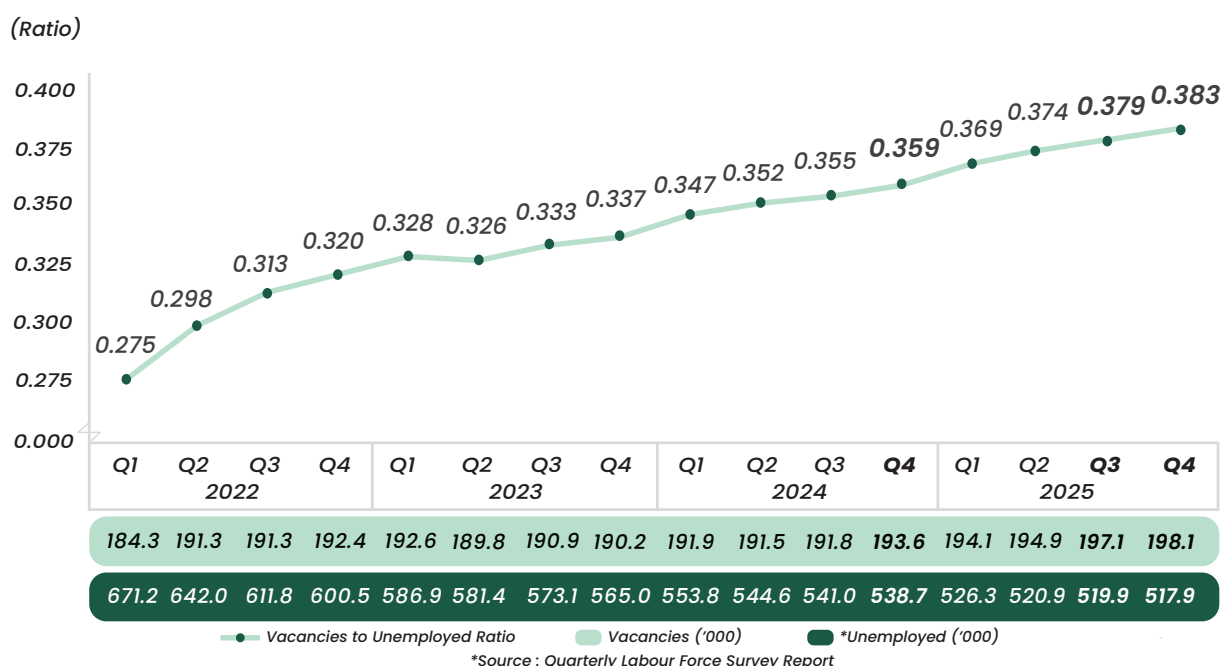


Exhibit 9 illustrates the **vacancies-to-unemployed ratio** from Q1 2022 to Q4 2025. The ratio showed a stable rise, signifying a tightening labour market demand where jobseekers exceed the vacancies. Since Q1 2022 (0.275), the vacancies-to-unemployed ratio grew modestly by each quarter and reached 0.383 in Q4 2025. The ratio trend was led by the increase of job vacancies from 184.3 thousand in Q1 2022 to 198.1 thousand in Q4 2025, and the downward trend of the number of unemployed persons, falling from 671.2 thousand to 517.9 thousand over the same period [Exhibit 9].

Muka surat ini sengaja dibiarkan kosong
This page is deliberately left blank

JADUAL TABLES



Muka surat ini sengaja dibiarkan kosong
This page is deliberately left blank

Aktiviti Ekonomi <i>Economic Activity</i>		2022	2023	2024	2025 ^P
1	Jumlah <i>Total</i>				
1.1	Jawatan <i>Jobs</i>	8,755.6	8,935.1	9,054.2	9,214.4
1.2	Jawatan Diisi <i>Filled Jobs</i>	8,563.2	8,744.9	8,860.7	9,016.3
1.3	Kekosongan <i>Vacancies</i>	192.4	190.2	193.6	198.1
1.4	Pewujudan Jawatan <i>Jobs Created</i>	116.65	126.47	127.24	129.57
2	Pertanian <i>Agriculture</i>				
2.1	Jawatan <i>Jobs</i>	479.8	495.5	501.5	502.3
2.2	Jawatan Diisi <i>Filled Jobs</i>	448.1	464.5	469.6	470.3
2.3	Kekosongan <i>Vacancies</i>	31.7	31.1	31.9	32.0
2.4	Pewujudan Jawatan <i>Jobs Created</i>	5.97	6.17	5.21	5.27
3	Perlombongan & Pengkuarian <i>Mining & Quarrying</i>				
3.1	Jawatan <i>Jobs</i>	79.5	80.6	80.5	80.6
3.2	Jawatan Diisi <i>Filled Jobs</i>	79.1	80.1	80.0	80.0
3.3	Kekosongan <i>Vacancies</i>	0.4	0.5	0.5	0.6
3.4	Pewujudan Jawatan <i>Jobs Created</i>	0.43	0.68	0.86	0.85
4	Pembuatan <i>Manufacturing</i>				
4.1	Jawatan <i>Jobs</i>	2,414.1	2,469.0	2,503.7	2,538.1
4.2	Jawatan Diisi <i>Filled Jobs</i>	2,306.5	2,361.0	2,393.2	2,422.3
4.3	Kekosongan <i>Vacancies</i>	107.5	108.0	110.5	115.8
4.4	Pewujudan Jawatan <i>Jobs Created</i>	37.49	41.52	43.44	48.35
5	Pembinaan <i>Construction</i>				
5.1	Jawatan <i>Jobs</i>	1,250.8	1,264.8	1,272.0	1,277.1
5.2	Jawatan Diisi <i>Filled Jobs</i>	1,227.5	1,239.2	1,246.3	1,252.3
5.3	Kekosongan <i>Vacancies</i>	23.3	25.5	25.7	24.8
5.4	Pewujudan Jawatan <i>Jobs Created</i>	13.37	14.68	14.55	13.26
6	Perkhidmatan <i>Services</i>				
6.1	Jawatan <i>Jobs</i>	4,531.4	4,625.2	4,696.5	4,816.4
6.2	Jawatan Diisi <i>Filled Jobs</i>	4,501.9	4,600.2	4,671.5	4,791.4
6.3	Kekosongan <i>Vacancies</i>	29.4	25.0	25.0	25.0
6.4	Pewujudan Jawatan <i>Jobs Created</i>	59.39	63.43	63.19	61.85

('000)

Kemahiran <i>Skill</i>		2022	2023	2024	2025 ^P
1	Jumlah <i>Total</i>				
1.1	Jawatan <i>Jobs</i>	8,755.6	8,935.1	9,054.2	9,214.4
1.2	Jawatan Diisi <i>Filled Jobs</i>	8,563.2	8,744.9	8,860.7	9,016.3
1.3	Kekosongan <i>Vacancies</i>	192.4	190.2	193.6	198.1
1.4	Pewujudan Jawatan <i>Jobs Created</i>	116.65	126.47	127.24	129.57
2	Mahir <i>Skilled</i>				
2.1	Jawatan <i>Jobs</i>	2,180.6	2,236.0	2,266.2	2,323.1
2.2	Jawatan Diisi <i>Filled Jobs</i>	2,131.9	2,187.9	2,218.6	2,274.4
2.3	Kekosongan <i>Vacancies</i>	48.6	48.1	47.6	48.7
2.4	Pewujudan Jawatan <i>Jobs Created</i>	34.47	35.61	34.18	33.09
3	Separuh Mahir <i>Semi-skilled</i>				
3.1	Jawatan <i>Jobs</i>	5,458.1	5,587.1	5,659.3	5,732.8
3.2	Jawatan Diisi <i>Filled Jobs</i>	5,352.1	5,481.5	5,550.8	5,621.5
3.3	Kekosongan <i>Vacancies</i>	105.9	105.6	108.5	111.3
3.4	Pewujudan Jawatan <i>Jobs Created</i>	70.98	78.62	79.76	82.89
4	Berkemahiran Rendah <i>Low-skilled</i>				
4.1	Jawatan <i>Jobs</i>	1,117.0	1,112.0	1,128.8	1,158.6
4.2	Jawatan Diisi <i>Filled Jobs</i>	1,079.1	1,075.5	1,091.2	1,120.4
4.3	Kekosongan <i>Vacancies</i>	37.8	36.5	37.5	38.2
4.4	Pewujudan Jawatan <i>Jobs Created</i>	11.20	12.24	13.30	13.59

Kemahiran & Aktiviti Ekonomi <i>Skill & Economic Activity</i>		2022	2023	2024	2025 ^P
A	Jumlah Total				
A.1	Kadar Jawatan Diisi <i>Rate of Filled Jobs</i>	97.8	97.9	97.9	97.8
A.2	Kadar Kekosongan <i>Rate of Vacancies</i>	2.2	2.1	2.1	2.2
Kemahiran/Skill					
B1	Mahir Skilled				
B1.1	Kadar Jawatan Diisi <i>Rate of Filled Jobs</i>	97.8	97.8	97.9	97.9
B1.2	Kadar Kekosongan <i>Rate of Vacancies</i>	2.2	2.2	2.1	2.1
B2	Separuh Mahir Semi-skilled				
B2.1	Kadar Jawatan Diisi <i>Rate of Filled Jobs</i>	98.1	98.1	98.1	98.1
B2.2	Kadar Kekosongan <i>Rate of Vacancies</i>	1.9	1.9	1.9	1.9
B3	Berkemahiran Rendah Low-skilled				
B3.1	Kadar Jawatan Diisi <i>Rate of Filled Jobs</i>	96.6	96.7	96.7	96.7
B3.2	Kadar Kekosongan <i>Rate of Vacancies</i>	3.4	3.3	3.3	3.3
Aktiviti Ekonomi/Economic Activity					
C1	Pertanian Agriculture				
C1.1	Kadar Jawatan Diisi <i>Rate of Filled Jobs</i>	93.4	93.7	93.6	93.6
C1.2	Kadar Kekosongan <i>Rate of Vacancies</i>	6.6	6.3	6.4	6.4
C2	Perlombongan & Pengkuarian Mining & Quarrying				
C2.1	Kadar Jawatan Diisi <i>Rate of Filled Jobs</i>	99.5	99.3	99.3	99.3
C2.2	Kadar Kekosongan <i>Rate of Vacancies</i>	0.5	0.7	0.7	0.7
C3	Pembuatan Manufacturing				
C3.1	Kadar Jawatan Diisi <i>Rate of Filled Jobs</i>	95.5	95.6	95.6	95.4
C3.2	Kadar Kekosongan <i>Rate of Vacancies</i>	4.5	4.4	4.4	4.6
C4	Pembinaan Construction				
C4.1	Kadar Jawatan Diisi <i>Rate of Filled Jobs</i>	98.1	98.0	98.0	98.1
C4.2	Kadar Kekosongan <i>Rate of Vacancies</i>	1.9	2.0	2.0	1.9
C5	Perkhidmatan Services				
C5.1	Kadar Jawatan Diisi <i>Rate of Filled Jobs</i>	99.4	99.5	99.5	99.5
C5.2	Kadar Kekosongan <i>Rate of Vacancies</i>	0.6	0.5	0.5	0.5

('000)

Aktiviti Ekonomi <i>Economic Activity</i>			Suku Tahunan/ <i>Quarterly</i>										
			2022				2023						
			I	II	III	IV	I	II	III	IV			
1	Jumlah <i>Total</i>												
1.1	Jawatan <i>Jobs</i>		8,572.0	8,618.7	8,675.4	8,755.6	8,805.7	8,827.1	8,902.5	8,935.1			
1.2	Jawatan Diisi <i>Filled Jobs</i>		8,387.7	8,427.4	8,484.2	8,563.2	8,613.1	8,637.3	8,711.6	8,744.9			
1.3	Kekosongan <i>Vacancies</i>		184.3	191.3	191.3	192.4	192.6	189.8	190.9	190.2			
1.4	Pewujudan Jawatan <i>Jobs Created</i>		25.84	29.40	30.53	30.89	31.71	31.70	31.99	31.06			
2	Pertanian <i>Agriculture</i>												
2.1	Jawatan <i>Jobs</i>		466.8	468.9	470.0	479.8	481.1	482.0	491.3	495.5			
2.2	Jawatan Diisi <i>Filled Jobs</i>		436.7	438.2	439.2	448.1	449.3	451.3	460.8	464.5			
2.3	Kekosongan <i>Vacancies</i>		30.1	30.7	30.8	31.7	31.8	30.7	30.5	31.1			
2.4	Pewujudan Jawatan <i>Jobs Created</i>		1.51	1.41	1.39	1.67	1.67	1.65	1.43	1.42			
3	Perlombongan & Pengkuarian <i>Mining & Quarrying</i>												
3.1	Jawatan <i>Jobs</i>		77.6	77.6	78.4	79.5	80.1	80.3	80.8	80.6			
3.2	Jawatan Diisi <i>Filled Jobs</i>		77.1	77.2	77.9	79.1	79.7	79.9	80.3	80.1			
3.3	Kekosongan <i>Vacancies</i>		0.5	0.4	0.4	0.4	0.5	0.4	0.5	0.5			
3.4	Pewujudan Jawatan <i>Jobs Created</i>		0.10	0.10	0.11	0.13	0.13	0.12	0.20	0.22			
4	Pembuatan <i>Manufacturing</i>												
4.1	Jawatan <i>Jobs</i>		2,343.5	2,358.2	2,390.5	2,414.1	2,429.9	2,428.6	2,464.7	2,469.0			
4.2	Jawatan Diisi <i>Filled Jobs</i>		2,237.3	2,251.3	2,283.2	2,306.5	2,322.2	2,320.7	2,356.8	2,361.0			
4.3	Kekosongan <i>Vacancies</i>		106.2	106.9	107.3	107.5	107.7	108.0	107.9	108.0			
4.4	Pewujudan Jawatan <i>Jobs Created</i>		8.60	9.00	9.80	10.10	10.54	10.05	10.38	10.55			
5	Pembinaan <i>Construction</i>												
5.1	Jawatan <i>Jobs</i>		1,241.9	1,238.4	1,237.1	1,250.8	1,256.5	1,259.1	1,264.4	1,264.8			
5.2	Jawatan Diisi <i>Filled Jobs</i>		1,219.7	1,215.7	1,214.4	1,227.5	1,233.2	1,235.3	1,238.5	1,239.2			
5.3	Kekosongan <i>Vacancies</i>		22.2	22.6	22.7	23.3	23.3	23.7	25.9	25.5			
5.4	Pewujudan Jawatan <i>Jobs Created</i>		3.34	3.45	3.50	3.08	3.25	3.62	4.06	3.74			
6	Perkhidmatan <i>Services</i>												
6.1	Jawatan <i>Jobs</i>		4,442.2	4,475.7	4,499.4	4,531.4	4,558.1	4,577.1	4,601.4	4,625.2			
6.2	Jawatan Diisi <i>Filled Jobs</i>		4,416.9	4,445.1	4,469.4	4,501.9	4,528.7	4,550.1	4,575.3	4,600.2			
6.3	Kekosongan <i>Vacancies</i>		25.3	30.6	30.0	29.4	29.4	27.1	26.1	25.0			
6.4	Pewujudan Jawatan <i>Jobs Created</i>		12.29	15.45	15.73	15.91	16.12	16.25	15.92	15.13			

('000)

Suku Tahunan/Quarterly								Aktiviti Ekonomi Economic Activity	Jumlah Total	1
2024				2025						
I	II	III	IV	I	II	III	IV ^P			
								Jumlah Total	1	
8,937.4	8,955.0	9,011.7	9,054.2	9,064.4	9,097.3	9,162.8	9,214.4	Jawatan Jobs	1.1	
8,745.5	8,763.6	8,820.0	8,860.7	8,870.3	8,902.4	8,965.7	9,016.3	Jawatan Diisi Filled Jobs	1.2	
191.9	191.5	191.8	193.6	194.1	194.9	197.1	198.1	Kekosongan Vacancies	1.3	
32.14	31.86	31.79	31.46	33.22	31.92	32.30	32.14	Pewujudan Jawatan Jobs Created	1.4	
								Pertanian Agriculture	2	
499.4	499.7	501.0	501.5	500.5	501.0	502.1	502.3	Jawatan Jobs	2.1	
467.3	468.0	469.0	469.6	468.7	469.2	470.1	470.3	Jawatan Diisi Filled Jobs	2.2	
32.1	31.8	32.0	31.9	31.8	31.8	32.0	32.0	Kekosongan Vacancies	2.3	
1.48	1.28	1.24	1.21	1.31	1.33	1.24	1.39	Pewujudan Jawatan Jobs Created	2.4	
								Perombongan & Pengkuarian Mining & Quarrying	3	
80.5	80.6	80.2	80.5	80.8	81.0	80.8	80.6	Jawatan Jobs	3.1	
80.0	80.0	79.7	80.0	80.3	80.4	80.2	80.0	Jawatan Diisi Filled Jobs	3.2	
0.6	0.6	0.5	0.5	0.5	0.6	0.6	0.6	Kekosongan Vacancies	3.3	
0.21	0.22	0.21	0.22	0.24	0.22	0.20	0.19	Pewujudan Jawatan Jobs Created	3.4	
								Pembuatan Manufacturing	4	
2,456.3	2,458.7	2,489.2	2,503.7	2,493.7	2,495.6	2,522.8	2,538.1	Jawatan Jobs	4.1	
2,347.5	2,350.4	2,380.1	2,393.2	2,382.5	2,383.2	2,408.1	2,422.3	Jawatan Diisi Filled Jobs	4.2	
108.8	108.3	109.1	110.5	111.2	112.4	114.7	115.8	Kekosongan Vacancies	4.3	
10.73	10.81	10.94	10.97	12.13	11.95	12.17	12.10	Pewujudan Jawatan Jobs Created	4.4	
								Pembinaan Construction	5	
1,266.1	1,267.7	1,269.8	1,272.0	1,272.5	1,273.9	1,275.7	1,277.1	Jawatan Jobs	5.1	
1,240.3	1,241.6	1,244.5	1,246.3	1,247.2	1,248.6	1,250.5	1,252.3	Jawatan Diisi Filled Jobs	5.2	
25.7	26.0	25.4	25.7	25.4	25.2	25.2	24.8	Kekosongan Vacancies	5.3	
3.81	3.70	3.67	3.37	3.58	3.50	3.11	3.07	Pewujudan Jawatan Jobs Created	5.4	
								Perkhidmatan Services	6	
4,635.1	4,648.3	4,671.4	4,696.5	4,716.8	4,745.9	4,781.3	4,816.4	Jawatan Jobs	6.1	
4,610.5	4,623.6	4,646.7	4,671.5	4,691.6	4,721.1	4,756.7	4,791.4	Jawatan Diisi Filled Jobs	6.2	
24.6	24.7	24.8	25.0	25.2	24.8	24.6	25.0	Kekosongan Vacancies	6.3	
15.91	15.85	15.73	15.70	15.97	14.92	15.59	15.38	Pewujudan Jawatan Jobs Created	6.4	

('000)

Kemahiran <i>Skill</i>		Suku Tahunan/ <i>Quarterly</i>							
		2022				2023			
		I	II	III	IV	I	II	III	IV
1	Jumlah Total								
1.1	Jawatan <i>Jobs</i>	8,572.0	8,618.7	8,675.4	8,755.6	8,805.7	8,827.1	8,902.5	8,935.1
1.2	Jawatan Diisi <i>Filled Jobs</i>	8,387.7	8,427.4	8,484.2	8,563.2	8,613.1	8,637.3	8,711.6	8,744.9
1.3	Kekosongan <i>Vacancies</i>	184.3	191.3	191.3	192.4	192.6	189.8	190.9	190.2
1.4	Pewujudan Jawatan <i>Jobs Created</i>	25.84	29.40	30.53	30.89	31.71	31.70	31.99	31.06
2	Mahir Skilled								
2.1	Jawatan <i>Jobs</i>	2,116.9	2,143.7	2,157.4	2,180.6	2,195.7	2,204.9	2,221.8	2,236.0
2.2	Jawatan Diisi <i>Filled Jobs</i>	2,072.0	2,094.4	2,109.1	2,131.9	2,146.4	2,156.1	2,173.2	2,187.9
2.3	Kekosongan <i>Vacancies</i>	44.9	49.3	48.2	48.6	49.3	48.8	48.6	48.1
2.4	Pewujudan Jawatan <i>Jobs Created</i>	8.04	9.27	8.51	8.65	8.62	9.17	9.23	8.59
3	Separuh Mahir Semi-skilled								
3.1	Jawatan <i>Jobs</i>	5,344.1	5,364.2	5,405.5	5,458.1	5,494.8	5,506.7	5,560.9	5,587.1
3.2	Jawatan Diisi <i>Filled Jobs</i>	5,242.0	5,259.0	5,299.5	5,352.1	5,388.7	5,401.4	5,455.4	5,481.5
3.3	Kekosongan <i>Vacancies</i>	102.2	105.1	106.0	105.9	106.2	105.2	105.5	105.6
3.4	Pewujudan Jawatan <i>Jobs Created</i>	15.23	17.56	18.70	19.50	20.23	19.60	19.45	19.34
4	Berkemahiran Rendah Low-skilled								
4.1	Jawatan <i>Jobs</i>	1,111.0	1,110.8	1,112.5	1,117.0	1,115.1	1,115.5	1,119.8	1,112.0
4.2	Jawatan Diisi <i>Filled Jobs</i>	1,073.7	1,074.0	1,075.5	1,079.1	1,078.0	1,079.7	1,083.0	1,075.5
4.3	Kekosongan <i>Vacancies</i>	37.3	36.9	37.0	37.8	37.1	35.8	36.8	36.5
4.4	Pewujudan Jawatan <i>Jobs Created</i>	2.57	2.58	3.32	2.74	2.86	2.94	3.31	3.13

('000)

Suku Tahunan/Quarterly								Kemahiran Skill		
2024				2025						
I	II	III	IV	I	II	III	IV ^p			
									Jumlah Total	1
8,937.4	8,955.0	9,011.7	9,054.2	9,064.4	9,097.3	9,162.8	9,214.4	Jawatan Jobs	1.1	
8,745.5	8,763.6	8,820.0	8,860.7	8,870.3	8,902.4	8,965.7	9,016.3	Jawatan Diisi Filled Jobs	1.2	
191.9	191.5	191.8	193.6	194.1	194.9	197.1	198.1	Kekosongan Vacancies	1.3	
32.14	31.86	31.79	31.46	33.22	31.92	32.30	32.14	Pewujudan Jawatan Jobs Created	1.4	
									Mahir Skilled	2
2,240.1	2,242.6	2,254.6	2,266.2	2,275.4	2,289.2	2,306.0	2,323.1	Jawatan Jobs	2.1	
2,192.3	2,194.7	2,207.1	2,218.6	2,228.1	2,241.2	2,257.8	2,274.4	Jawatan Diisi Filled Jobs	2.2	
47.8	48.0	47.5	47.6	47.4	48.0	48.2	48.7	Kekosongan Vacancies	2.3	
8.85	8.50	8.39	8.43	8.93	7.93	8.17	8.06	Pewujudan Jawatan Jobs Created	2.4	
									Separuh Mahir Semi-skilled	3
5,587.6	5,598.4	5,634.9	5,659.3	5,657.4	5,673.7	5,711.5	5,732.8	Jawatan Jobs	3.1	
5,480.2	5,491.5	5,527.8	5,550.8	5,548.2	5,564.3	5,600.2	5,621.5	Jawatan Diisi Filled Jobs	3.2	
107.5	106.8	107.1	108.5	109.2	109.5	111.2	111.3	Kekosongan Vacancies	3.3	
19.90	20.02	20.13	19.70	20.78	20.62	20.77	20.72	Pewujudan Jawatan Jobs Created	3.4	
									Berkemahiran Rendah Low-skilled	4
1,109.7	1,114.1	1,122.2	1,128.8	1,131.6	1,134.4	1,145.3	1,158.6	Jawatan Jobs	4.1	
1,073.1	1,077.4	1,085.1	1,091.2	1,094.1	1,096.9	1,107.7	1,120.4	Jawatan Diisi Filled Jobs	4.2	
36.6	36.7	37.2	37.5	37.5	37.4	37.6	38.2	Kekosongan Vacancies	4.3	
3.38	3.33	3.27	3.33	3.52	3.36	3.36	3.36	Pewujudan Jawatan Jobs Created	4.4	

(%)

Kemahiran & Aktiviti Ekonomi <i>Skill & Economic Activity</i>		Suku Tahunan/ <i>Quarterly</i>							
		2022				2023			
		I	II	III	IV	I	II	III	IV
A	Jumlah <i>Total</i>								
A.1	Kadar Jawatan Diisi <i>Rate of Filled Jobs</i>	97.8	97.8	97.8	97.8	97.8	97.8	97.9	97.9
A.2	Kadar Kekosongan <i>Rate of Vacancies</i>	2.2	2.2	2.2	2.2	2.2	2.2	2.1	2.1
Kemahiran/Skill									
B1	Mahir <i>Skilled</i>								
B1.1	Kadar Jawatan Diisi <i>Rate of Filled Jobs</i>	97.9	97.7	97.8	97.8	97.8	97.8	97.8	97.8
B1.2	Kadar Kekosongan <i>Rate of Vacancies</i>	2.1	2.3	2.2	2.2	2.2	2.2	2.2	2.2
B2	Separuh Mahir <i>Semi-skilled</i>								
B2.1	Kadar Jawatan Diisi <i>Rate of Filled Jobs</i>	98.1	98.0	98.0	98.1	98.1	98.1	98.1	98.1
B2.2	Kadar Kekosongan <i>Rate of Vacancies</i>	1.9	2.0	2.0	1.9	1.9	1.9	1.9	1.9
B3	Berkemahiran Rendah <i>Low-skilled</i>								
B3.1	Kadar Jawatan Diisi <i>Rate of Filled Jobs</i>	96.6	96.7	96.7	96.6	96.7	96.8	96.7	96.7
B3.2	Kadar Kekosongan <i>Rate of Vacancies</i>	3.4	3.3	3.3	3.4	3.3	3.2	3.3	3.3
Aktiviti Ekonomi/<i>Economic Activity</i>									
C1	Pertanian <i>Agriculture</i>								
C1.1	Kadar Jawatan Diisi <i>Rate of Filled Jobs</i>	93.5	93.4	93.4	93.4	93.4	93.6	93.8	93.7
C1.2	Kadar Kekosongan <i>Rate of Vacancies</i>	6.5	6.6	6.6	6.6	6.6	6.4	6.2	6.3
C2	Perlombongan & Pengkuarian <i>Mining & Quarrying</i>								
C2.1	Kadar Jawatan Diisi <i>Rate of Filled Jobs</i>	99.4	99.4	99.4	99.5	99.4	99.5	99.4	99.3
C2.2	Kadar Kekosongan <i>Rate of Vacancies</i>	0.6	0.6	0.6	0.5	0.6	0.5	0.6	0.7
C3	Pembuatan <i>Manufacturing</i>								
C3.1	Kadar Jawatan Diisi <i>Rate of Filled Jobs</i>	95.5	95.5	95.5	95.5	95.6	95.6	95.6	95.6
C3.2	Kadar Kekosongan <i>Rate of Vacancies</i>	4.5	4.5	4.5	4.5	4.4	4.4	4.4	4.4
C4	Pembinaan <i>Construction</i>								
C4.1	Kadar Jawatan Diisi <i>Rate of Filled Jobs</i>	98.2	98.2	98.2	98.1	98.1	98.1	98.0	98.0
C4.2	Kadar Kekosongan <i>Rate of Vacancies</i>	1.8	1.8	1.8	1.9	1.9	1.9	2.0	2.0
C5	Perkhidmatan <i>Services</i>								
C5.1	Kadar Jawatan Diisi <i>Rate of Filled Jobs</i>	99.4	99.3	99.3	99.4	99.4	99.4	99.4	99.5
C5.2	Kadar Kekosongan <i>Rate of Vacancies</i>	0.6	0.7	0.7	0.6	0.6	0.6	0.6	0.5

(%)

Suku Tahunan/ <i>Quarterly</i>								Kemahiran & Aktiviti Ekonomi <i>Skill & Economic Activity</i>	
2024				2025					
I	II	III	IV	I	II	III	IV ^P		
								Jumlah Total	A
97.9	97.9	97.9	97.9	97.9	97.9	97.8	97.8	Kadar Jawatan Diisi <i>Rate of Filled Jobs</i>	A.1
2.1	2.1	2.1	2.1	2.1	2.1	2.2	2.2	Kadar Kekosongan <i>Rate of Vacancies</i>	A.2
Kemahiran/Skill									
								Mahir Skilled	B1
97.9	97.9	97.9	97.9	97.9	97.9	97.9	97.9	Kadar Jawatan Diisi <i>Rate of Filled Jobs</i>	B1.1
2.1	2.1	2.1	2.1	2.1	2.1	2.1	2.1	Kadar Kekosongan <i>Rate of Vacancies</i>	B1.2
								Separuh Mahir Semi-skilled	B2
98.1	98.1	98.1	98.1	98.1	98.1	98.1	98.1	Kadar Jawatan Diisi <i>Rate of Filled Jobs</i>	B2.1
1.9	1.9	1.9	1.9	1.9	1.9	1.9	1.9	Kadar Kekosongan <i>Rate of Vacancies</i>	B2.2
								Berkemahiran Rendah Low-skilled	B3
96.7	96.7	96.7	96.7	96.7	96.7	96.7	96.7	Kadar Jawatan Diisi <i>Rate of Filled Jobs</i>	B3.1
3.3	3.3	3.3	3.3	3.3	3.3	3.3	3.3	Kadar Kekosongan <i>Rate of Vacancies</i>	B3.2
Aktiviti Ekonomi/Economic Activity									
								Pertanian Agriculture	C1
93.6	93.6	93.6	93.6	93.7	93.7	93.6	93.6	Kadar Jawatan Diisi <i>Rate of Filled Jobs</i>	C1.1
6.4	6.4	6.4	6.4	6.3	6.3	6.4	6.4	Kadar Kekosongan <i>Rate of Vacancies</i>	C1.2
								Perlombongan & Pengkuarian Mining & Quarrying	C2
99.3	99.2	99.4	99.3	99.4	99.3	99.2	99.3	Kadar Jawatan Diisi <i>Rate of Filled Jobs</i>	C2.1
0.7	0.8	0.6	0.7	0.6	0.7	0.8	0.7	Kadar Kekosongan <i>Rate of Vacancies</i>	C2.2
								Pembuatan Manufacturing	C3
95.6	95.6	95.6	95.6	95.5	95.5	95.5	95.4	Kadar Jawatan Diisi <i>Rate of Filled Jobs</i>	C3.1
4.4	4.4	4.4	4.4	4.5	4.5	4.5	4.6	Kadar Kekosongan <i>Rate of Vacancies</i>	C3.2
								Pembinaan Construction	C4
98.0	97.9	98.0	98.0	98.0	98.0	98.0	98.1	Kadar Jawatan Diisi <i>Rate of Filled Jobs</i>	C4.1
2.0	2.1	2.0	2.0	2.0	2.0	2.0	1.9	Kadar Kekosongan <i>Rate of Vacancies</i>	C4.2
								Perkhidmatan Services	C5
99.5	99.5	99.5	99.5	99.5	99.5	99.5	99.5	Kadar Jawatan Diisi <i>Rate of Filled Jobs</i>	C5.1
0.5	0.5	0.5	0.5	0.5	0.5	0.5	0.5	Kadar Kekosongan <i>Rate of Vacancies</i>	C5.2

('000)

Aktiviti Ekonomi <i>Economic Activity</i>		2022	2023	2024	2025 ^P
1	Jumlah <i>Total</i>	8,755.6	8,935.1	9,054.2	9,214.4
2	Pertanian <i>Agriculture</i>	479.8	495.5	501.5	502.3
3	Perlombongan & Pengkuarian <i>Mining & Quarrying</i>	79.5	80.6	80.5	80.6
4	Pembuatan <i>Manufacturing</i>	2,414.1	2,469.0	2,503.7	2,538.1
4.1	Prosesan makanan, minuman & produk tembakau <i>Food processing, beverages & tobacco products</i>	312.8	338.1	353.1	360.3
4.2	Produk tekstil, pakaian & kulit <i>Textiles, wearing apparel & leather products</i>	86.0	89.0	89.0	89.9
4.3	Produk kayu, perabot, keluaran kertas & percetakan <i>Wood products, furniture, paper products & printing</i>	308.2	313.1	317.5	325.5
4.4	Produk petroleum, kimia, getah & plastik <i>Petroleum, chemical, rubber & plastic products</i>	456.9	461.0	461.9	458.6
4.5	Produk mineral bukan logam, logam asas & produk logam yang direka <i>Non-metallic mineral products, basic metal & fabricated metal products</i>	365.9	377.6	385.5	394.4
4.6	Produk elektrik, elektronik & optikal <i>Electrical, electronic & optical products</i>	650.4	649.9	655.0	667.0
4.7	Peralatan pengangkutan, pembuatan lain & pembaikan <i>Transport equipment, other manufacturing & repair</i>	233.9	240.3	241.6	242.3
5	Pembinaan <i>Construction</i>	1,250.8	1,264.8	1,272.0	1,277.1
6	Perkhidmatan <i>Services</i>	4,531.4	4,625.2	4,696.5	4,816.4
6.1	Perdagangan borong & runcit <i>Wholesale & retail trade</i>	1,668.7	1,708.1	1,748.2	1,805.5
6.2	Makanan & minuman dan penginapan <i>Food & beverages and accommodation</i>	793.8	810.6	810.5	834.7
6.3	Pengangkutan & penyimpanan <i>Transportation & storage</i>	411.0	423.0	432.8	443.5
6.4	Maklumat & komunikasi <i>Information & communication</i>	231.9	233.6	237.3	239.8
6.5	Kewangan, insurans, hartanah & perkhidmatan perniagaan <i>Finance, insurance, real estate & business services</i>	916.1	930.8	942.1	958.0
6.6	Perkhidmatan lain <i>Other services</i>	509.8	519.1	525.7	535.0

(%)

Aktiviti Ekonomi <i>Economic Activity</i>		2022	2023	2024	2025 ^P
1	Jumlah Total	100.0	100.0	100.0	100.0
2	Pertanian <i>Agriculture</i>	5.4	5.5	5.5	5.5
3	Perlombongan & Pengkuarian <i>Mining & Quarrying</i>	0.9	0.9	0.9	0.8
4	Pembuatan <i>Manufacturing</i>	27.6	27.6	27.7	27.5
4.1	Prosesan makanan, minuman & produk tembakau <i>Food processing, beverages & tobacco products</i>	3.6	3.8	3.9	3.9
4.2	Produk tekstil, pakaian & kulit <i>Textiles, wearing apparel & leather products</i>	1.0	1.0	1.0	1.0
4.3	Produk kayu, perabot, keluaran kertas & percetakan <i>Wood products, furniture, paper products & printing</i>	3.5	3.5	3.5	3.5
4.4	Produk petroleum, kimia, getah & plastik <i>Petroleum, chemical, rubber & plastic products</i>	5.2	5.2	5.1	5.0
4.5	Produk mineral bukan logam, logam asas & produk logam yang direka <i>Non-metallic mineral products, basic metal & fabricated metal products</i>	4.2	4.2	4.3	4.3
4.6	Produk elektrik, elektronik & optikal <i>Electrical, electronic & optical products</i>	7.4	7.3	7.2	7.2
4.7	Peralatan pengangkutan, pembuatan lain & pembaikan <i>Transport equipment, other manufacturing & repair</i>	2.7	2.7	2.7	2.6
5	Pembinaan <i>Construction</i>	14.3	14.2	14.0	13.9
6	Perkhidmatan <i>Services</i>	51.8	51.8	51.9	52.3
6.1	Perdagangan borong & runcit <i>Wholesale & retail trade</i>	19.1	19.1	19.3	19.6
6.2	Makanan & minuman dan penginapan <i>Food & beverages and accommodation</i>	9.1	9.1	9.0	9.1
6.3	Pengangkutan & penyimpanan <i>Transportation & storage</i>	4.7	4.7	4.8	4.8
6.4	Maklumat & komunikasi <i>Information & communication</i>	2.6	2.6	2.6	2.6
6.5	Kewangan, insurans, hartanah & perkhidmatan perniagaan <i>Finance, insurance, real estate & business services</i>	10.5	10.4	10.4	10.4
6.6	Perkhidmatan lain <i>Other services</i>	5.8	5.8	5.8	5.8

('000)

Aktiviti Ekonomi <i>Economic Activity</i>		Suku Tahunan/ <i>Quarterly</i>							
		2022				2023			
		I	II	III	IV	I	II	III	IV
1	Jumlah <i>Total</i>	8,572.0	8,618.7	8,675.4	8,755.6	8,805.7	8,827.1	8,902.5	8,935.1
2	Pertanian <i>Agriculture</i>	466.8	468.9	470.0	479.8	481.1	482.0	491.3	495.5
3	Perlombongan & Pengkuarian <i>Mining & Quarrying</i>	77.6	77.6	78.4	79.5	80.1	80.3	80.8	80.6
4	Pembuatan <i>Manufacturing</i>	2,343.5	2,358.2	2,390.5	2,414.1	2,429.9	2,428.6	2,464.7	2,469.0
4.1	Prosesan makanan, minuman & produk tembakau <i>Food processing, beverages & tobacco products</i>	296.4	299.6	305.3	312.8	320.8	324.6	336.0	338.1
4.2	Produk tekstil, pakaian & kulit <i>Textiles, wearing apparel & leather products</i>	84.2	83.9	84.1	86.0	87.2	87.9	87.7	89.0
4.3	Produk kayu, perabot, keluaran kertas & percetakan <i>Wood products, furniture, paper products & printing</i>	303.3	303.2	306.1	308.2	309.6	308.2	311.0	313.1
4.4	Produk petroleum, kimia, getah & plastik <i>Petroleum, chemical, rubber & plastic products</i>	445.9	450.0	457.4	456.9	457.3	448.8	456.6	461.0
4.5	Produk mineral bukan logam, logam asas & produk logam yang direka <i>Non-metallic mineral products, basic metal & fabricated metal products</i>	361.8	361.1	363.5	365.9	367.2	367.1	375.2	377.6
4.6	Produk elektrik, elektronik & optikal <i>Electrical, electronic & optical products</i>	623.9	630.1	641.2	650.4	650.4	655.3	658.4	649.9
4.7	Peralatan pengangkutan, pembuatan lain & pembaikan <i>Transport equipment, other manufacturing & repair</i>	228.0	230.3	232.8	233.9	237.4	236.8	239.7	240.3
5	Pembinaan <i>Construction</i>	1,241.9	1,238.4	1,237.1	1,250.8	1,256.5	1,259.1	1,264.4	1,264.8
6	Perkhidmatan <i>Services</i>	4,442.2	4,475.7	4,499.4	4,531.4	4,558.1	4,577.1	4,601.4	4,625.2
6.1	Perdagangan borong & runcit <i>Wholesale & retail trade</i>	1,615.5	1,647.0	1,657.1	1,668.7	1,671.1	1,681.8	1,696.0	1,708.1
6.2	Makanan & minuman dan penginapan <i>Food & beverages and accommodation</i>	790.6	780.5	782.9	793.8	804.2	805.9	808.4	810.6
6.3	Pengangkutan & penyimpanan <i>Transportation & storage</i>	395.1	402.5	406.0	411.0	416.5	419.2	420.5	423.0
6.4	Maklumat & komunikasi <i>Information & communication</i>	229.2	230.1	231.4	231.9	232.4	232.9	233.4	233.6
6.5	Kewangan, insurans, hartanah & perkhidmatan perniagaan <i>Finance, insurance, real estate & business services</i>	904.7	905.9	912.8	916.1	922.1	923.1	927.0	930.8
6.6	Perkhidmatan lain <i>Other services</i>	507.2	509.6	509.2	509.8	511.7	514.1	516.2	519.1

('000)

Suku Tahunan/ <i>Quarterly</i>								Aktiviti Ekonomi <i>Economic Activity</i>	
2024				2025					
I	II	III	IV	I	II	III	IV ^P		
8,937.4	8,955.0	9,011.7	9,054.2	9,064.4	9,097.3	9,162.8	9,214.4	Jumlah Total	1
499.4	499.7	501.0	501.5	500.5	501.0	502.1	502.3	Pertanian Agriculture	2
80.5	80.6	80.2	80.5	80.8	81.0	80.8	80.6	Perlombongan & Pengkuarian Mining & Quarrying	3
2,456.3	2,458.7	2,489.2	2,503.7	2,493.7	2,495.6	2,522.8	2,538.1	Pembuatan Manufacturing	4
342.7	344.7	351.5	353.1	354.3	354.2	360.2	360.3	Prosesan makanan, minuman & produk tembakau <i>Food processing, beverages & tobacco products</i>	4.1
90.0	89.8	89.4	89.0	90.4	90.0	90.2	89.9	Produk tekstil, pakaian & kulit <i>Textiles, wearing apparel & leather products</i>	4.2
310.2	310.0	312.8	317.5	314.6	316.5	318.9	325.5	Produk kayu, perabot, keluaran kertas & percetakan <i>Wood products, furniture, paper products & printing</i>	4.3
456.6	450.7	457.9	461.9	459.6	451.2	457.1	458.6	Produk petroleum, kimia, getah & plastik <i>Petroleum, chemical, rubber & plastic products</i>	4.4
377.6	377.0	383.8	385.5	387.4	386.5	391.9	394.4	Produk mineral bukan logam, logam asas & produk logam yang direka <i>Non-metallic mineral products, basic metal & fabricated metal products</i>	4.5
642.0	647.8	652.8	655.0	649.1	657.3	662.9	667.0	Produk elektrik, elektronik & optikal <i>Electrical, electronic & optical products</i>	4.6
237.1	238.7	240.9	241.6	238.3	239.9	241.7	242.3	Peralatan pengangkutan, pembuatan lain & pembaikan <i>Transport equipment, other manufacturing & repair</i>	4.7
1,266.1	1,267.7	1,269.8	1,272.0	1,272.5	1,273.9	1,275.7	1,277.1	Pembinaan Construction	5
4,635.1	4,648.3	4,671.4	4,696.5	4,716.8	4,745.9	4,781.3	4,816.4	Perkhidmatan Services	6
1,710.8	1,722.3	1,734.0	1,748.2	1,760.8	1,774.2	1,790.7	1,805.5	Perdagangan borong & runcit <i>Wholesale & retail trade</i>	6.1
809.8	804.3	808.4	810.5	812.4	815.6	825.4	834.7	Makanan & minuman dan penginapan <i>Food & beverages and accommodation</i>	6.2
425.5	427.5	430.0	432.8	434.8	437.1	439.8	443.5	Pengangkutan & penyimpanan <i>Transportation & storage</i>	6.3
234.0	234.8	236.1	237.3	238.0	239.0	239.9	239.8	Maklumat & komunikasi <i>Information & communication</i>	6.4
933.8	936.8	939.4	942.1	943.5	949.7	952.9	958.0	Kewangan, insurans, hartanah & perkhidmatan perniagaan <i>Finance, insurance, real estate & business services</i>	6.5
521.3	522.6	523.5	525.7	527.3	530.3	532.6	535.0	Perkhidmatan lain <i>Other services</i>	6.6

(%)

Aktiviti Ekonomi <i>Economic Activity</i>		Suku Tahunan/ <i>Quarterly</i>							
		2022				2023			
		I	II	III	IV	I	II	III	IV
1	Jumlah Total	100.0	100.0	100.0	100.0	100.0	100.0	100.0	100.0
2	Pertanian Agriculture	5.4	5.4	5.3	5.4	5.5	5.5	5.5	5.5
3	Perlombongan & Pengkuarian Mining & Quarrying	0.9	0.9	0.9	0.9	0.9	0.9	0.9	0.9
4	Pembuatan Manufacturing	27.3	27.4	27.6	27.6	27.6	27.5	27.7	27.6
4.1	Prosesan makanan, minuman & produk tembakau <i>Food processing, beverages & tobacco products</i>	3.5	3.5	3.5	3.6	3.6	3.7	3.8	3.8
4.2	Produk tekstil, pakaian & kulit <i>Textiles, wearing apparel & leather products</i>	1.0	1.0	1.0	1.0	1.0	1.0	1.0	1.0
4.3	Produk kayu, perabot, keluaran kertas & percetakan <i>Wood products, furniture, paper products & printing</i>	3.5	3.5	3.5	3.5	3.5	3.5	3.5	3.5
4.4	Produk petroleum, kimia, getah & plastik <i>Petroleum, chemical, rubber & plastic products</i>	5.2	5.2	5.3	5.2	5.2	5.1	5.1	5.2
4.5	Produk mineral bukan logam, logam asas & produk logam yang direka <i>Non-metallic mineral products, basic metal & fabricated metal products</i>	4.2	4.2	4.2	4.2	4.2	4.2	4.2	4.2
4.6	Produk elektrik, elektronik & optikal <i>Electrical, electronic & optical products</i>	7.3	7.3	7.4	7.4	7.4	7.4	7.4	7.3
4.7	Peralatan pengangkutan, pembuatan lain & pembaikan <i>Transport equipment, other manufacturing & repair</i>	2.7	2.7	2.7	2.7	2.7	2.7	2.7	2.7
5	Pembinaan Construction	14.6	14.4	14.3	14.3	14.3	14.3	14.2	14.2
6	Perkhidmatan Services	51.8	51.9	51.9	51.8	51.7	51.8	51.7	51.8
6.1	Perdagangan borong & runcit <i>Wholesale & retail trade</i>	18.8	19.1	19.1	19.1	19.0	19.1	19.1	19.1
6.2	Makanan & minuman dan penginapan <i>Food & beverages and accommodation</i>	9.2	9.1	9.0	9.1	9.1	9.1	9.1	9.1
6.3	Pengangkutan & penyimpanan <i>Transportation & storage</i>	4.6	4.7	4.7	4.7	4.7	4.7	4.7	4.7
6.4	Maklumat & komunikasi <i>Information & communication</i>	2.7	2.7	2.7	2.6	2.6	2.6	2.6	2.6
6.5	Kewangan, insurans, hartanah & perkhidmatan perniagaan <i>Finance, insurance, real estate & business services</i>	10.6	10.5	10.5	10.5	10.5	10.5	10.4	10.4
6.6	Perkhidmatan lain <i>Other services</i>	5.9	5.9	5.9	5.8	5.8	5.8	5.8	5.8

(%)

Suku Tahunan/Quarterly								Aktiviti Ekonomi Economic Activity	
2024				2025					
I	II	III	IV	I	II	III	IV ^P		
100.0	100.0	100.0	100.0	100.0	100.0	100.0	100.0	Jumlah Total	1
5.6	5.6	5.6	5.5	5.5	5.5	5.5	5.5	Pertanian Agriculture	2
0.9	0.9	0.9	0.9	1.0	0.9	0.9	0.8	Perlombongan & Pengkuarian Mining & Quarrying	3
27.5	27.5	27.6	27.7	27.5	27.4	27.5	27.5	Pembuatan Manufacturing	4
3.8	3.8	3.9	3.9	3.9	3.9	3.9	3.9	Prosesan makanan, minuman & produk tembakau <i>Food processing, beverages & tobacco products</i>	4.1
1.0	1.0	1.0	1.0	1.0	1.0	1.0	1.0	Produk tekstil, pakaian & kulit <i>Textiles, wearing apparel & leather products</i>	4.2
3.5	3.5	3.5	3.5	3.5	3.5	3.5	3.5	Produk kayu, perabot, keluaran kertas & percetakan <i>Wood products, furniture, paper products & printing</i>	4.3
5.1	5.0	5.1	5.1	5.1	5.0	5.0	5.0	Produk petroleum, kimia, getah & plastik <i>Petroleum, chemical, rubber & plastic products</i>	4.4
4.2	4.2	4.3	4.3	4.3	4.2	4.3	4.3	Produk mineral bukan logam, logam asas & produk logam yang direka <i>Non-metallic mineral products, basic metal & fabricated metal products</i>	4.5
7.2	7.2	7.2	7.2	7.2	7.2	7.2	7.2	Produk elektrik, elektronik & optikal <i>Electrical, electronic & optical products</i>	4.6
2.7	2.7	2.7	2.7	2.6	2.6	2.6	2.6	Peralatan pengangkutan, pembuatan lain & pembaikan <i>Transport equipment, other manufacturing & repair</i>	4.7
14.2	14.1	14.1	14.0	14.0	14.0	13.9	13.9	Pembinaan Construction	5
51.8	51.9	51.8	51.9	52.0	52.2	52.2	52.3	Perkhidmatan Services	6
19.1	19.2	19.2	19.3	19.4	19.5	19.5	19.6	Perdagangan borong & runcit <i>Wholesale & retail trade</i>	6.1
9.1	9.0	9.0	9.0	9.0	9.0	9.0	9.1	Makanan & minuman dan penginapan <i>Food & beverages and accommodation</i>	6.2
4.8	4.8	4.8	4.8	4.8	4.8	4.8	4.8	Pengangkutan & penyimpanan <i>Transportation & storage</i>	6.3
2.6	2.6	2.6	2.6	2.6	2.6	2.6	2.6	Maklumat & komunikasi <i>Information & communication</i>	6.4
10.4	10.5	10.4	10.4	10.4	10.4	10.4	10.4	Kewangan, insurans, hartanah & perkhidmatan perniagaan <i>Finance, insurance, real estate & business services</i>	6.5
5.8	5.8	5.8	5.8	5.8	5.8	5.8	5.8	Perkhidmatan lain <i>Other services</i>	6.6

('000)

Aktiviti Ekonomi <i>Economic Activity</i>		2022	2023	2024	2025 ^P
1	Jumlah Total	8,755.6	8,935.1	9,054.2	9,214.4
1.1	Mahir <i>Skilled</i>	2,180.6	2,236.0	2,266.2	2,323.1
1.2	Separuh Mahir <i>Semi-skilled</i>	5,458.1	5,587.1	5,659.3	5,732.8
1.3	Berkemahiran Rendah <i>Low-skilled</i>	1,117.0	1,112.0	1,128.8	1,158.6
2	Pertanian Agriculture	479.8	495.5	501.5	502.3
2.1	Mahir <i>Skilled</i>	28.3	28.4	28.9	29.7
2.2	Separuh Mahir <i>Semi-skilled</i>	423.5	438.9	444.2	443.6
2.3	Berkemahiran Rendah <i>Low-skilled</i>	28.1	28.2	28.5	29.0
3	Perlombongan & Pengkuarian Mining & Quarrying	79.5	80.6	80.5	80.6
3.1	Mahir <i>Skilled</i>	23.4	23.6	23.3	23.2
3.2	Separuh Mahir <i>Semi-skilled</i>	46.4	47.3	47.2	47.3
3.3	Berkemahiran Rendah <i>Low-skilled</i>	9.8	9.8	10.0	10.0
4	Pembuatan Manufacturing	2,414.1	2,469.0	2,503.7	2,538.1
4.1	Prosesan makanan, minuman & produk tembakau <i>Food processing, beverages & tobacco products</i>	312.8	338.1	353.1	360.3
4.1.1	Mahir <i>Skilled</i>	40.8	44.2	45.6	46.7
4.1.2	Separuh Mahir <i>Semi-skilled</i>	235.9	255.5	268.6	274.5
4.1.3	Berkemahiran Rendah <i>Low-skilled</i>	36.1	38.4	38.9	39.1
4.2	Produk tekstil, pakaian & kulit <i>Textiles, wearing apparel & leather products</i>	86.0	89.0	89.0	89.9
4.2.1	Mahir <i>Skilled</i>	9.9	10.2	10.2	10.3
4.2.2	Separuh Mahir <i>Semi-skilled</i>	70.1	72.9	72.9	73.9
4.2.3	Berkemahiran Rendah <i>Low-skilled</i>	6.0	6.0	5.9	5.8

('000)

Aktiviti Ekonomi <i>Economic Activity</i>		2022	2023	2024	2025 ^P
4.3	Produk kayu, perabot, keluaran kertas & percetakan <i>Wood products, furniture, paper products & printing</i>	308.2	313.1	317.5	325.5
4.3.1	Mahir <i>Skilled</i>	36.4	36.8	37.0	37.7
4.3.2	Separuh Mahir <i>Semi-skilled</i>	231.6	236.0	239.2	244.6
4.3.3	Berkemahiran Rendah <i>Low-skilled</i>	40.1	40.3	41.3	43.2
4.4	Produk petroleum, kimia, getah & plastik <i>Petroleum, chemical, rubber & plastic products</i>	456.9	461.0	461.9	458.6
4.4.1	Mahir <i>Skilled</i>	83.7	84.4	83.3	83.2
4.4.2	Separuh Mahir <i>Semi-skilled</i>	347.2	351.1	353.2	350.6
4.4.3	Berkemahiran Rendah <i>Low-skilled</i>	26.0	25.5	25.4	24.8
4.5	Produk mineral bukan logam, logam asas & produk logam yang direka <i>Non-metallic mineral products, basic metal & fabricated metal products</i>	365.9	377.6	385.5	394.4
4.5.1	Mahir <i>Skilled</i>	57.5	60.0	62.7	65.7
4.5.2	Separuh Mahir <i>Semi-skilled</i>	279.7	288.1	292.4	297.4
4.5.3	Berkemahiran Rendah <i>Low-skilled</i>	28.7	29.4	30.4	31.4
4.6	Produk elektrik, elektronik & optikal <i>Electrical, electronic & optical products</i>	650.4	649.9	655.0	667.0
4.6.1	Mahir <i>Skilled</i>	149.2	149.9	152.0	164.2
4.6.2	Separuh Mahir <i>Semi-skilled</i>	478.0	476.9	479.6	479.7
4.6.3	Berkemahiran Rendah <i>Low-skilled</i>	23.2	23.1	23.3	23.2
4.7	Peralatan pengangkutan, pembuatan lain & pembaikan <i>Transport equipment, other manufacturing & repair</i>	233.9	240.3	241.6	242.3
4.7.1	Mahir <i>Skilled</i>	51.6	52.9	53.5	56.7
4.7.2	Separuh Mahir <i>Semi-skilled</i>	169.8	174.7	175.6	173.7
4.7.3	Berkemahiran Rendah <i>Low-skilled</i>	12.5	12.7	12.6	12.0
5	Pembinaan <i>Construction</i>	1,250.8	1,264.8	1,272.0	1,277.1
5.1	Mahir <i>Skilled</i>	141.5	143.8	142.8	141.2
5.2	Separuh Mahir <i>Semi-skilled</i>	1,062.6	1,072.4	1,079.3	1,085.7
5.3	Berkemahiran Rendah <i>Low-skilled</i>	46.7	48.5	50.0	50.2

('000)

Aktiviti Ekonomi <i>Economic Activity</i>		2022	2023	2024	2025 ^P
6	Perkhidmatan <i>Services</i>	4,531.4	4,625.2	4,696.5	4,816.4
6.1	Mahir <i>Skilled</i>	1,558.2	1,601.7	1,626.8	1,664.7
6.2	Separuh Mahir <i>Semi-skilled</i>	2,113.3	2,173.4	2,207.1	2,261.8
6.3	Berkemahiran Rendah <i>Low-skilled</i>	859.8	850.1	862.6	890.0
6.1	Perdagangan borong & runcit <i>Wholesale & retail trade</i>	1,668.7	1,708.1	1,748.2	1,805.5
6.1.1	Mahir <i>Skilled</i>	594.6	606.1	616.1	634.2
6.1.2	Separuh Mahir <i>Semi-skilled</i>	837.5	878.9	896.6	923.3
6.1.3	Berkemahiran Rendah <i>Low-skilled</i>	236.6	223.1	235.5	248.0
6.2	Makanan & minuman dan penginapan <i>Food & beverages and accommodation</i>	793.8	810.6	810.5	834.7
6.2.1	Mahir <i>Skilled</i>	114.9	117.6	117.9	121.1
6.2.2	Separuh Mahir <i>Semi-skilled</i>	343.9	350.3	352.0	360.6
6.2.3	Berkemahiran Rendah <i>Low-skilled</i>	335.1	342.7	340.5	353.0
6.3	Pengangkutan & penyimpanan <i>Transportation & storage</i>	411.0	423.0	432.8	443.5
6.3.1	Mahir <i>Skilled</i>	90.1	96.8	100.4	102.4
6.3.2	Separuh Mahir <i>Semi-skilled</i>	228.9	235.9	239.6	247.9
6.3.3	Berkemahiran Rendah <i>Low-skilled</i>	92.1	90.3	92.7	93.2
6.4	Maklumat & komunikasi <i>Information & communication</i>	231.9	233.6	237.3	239.8
6.4.1	Mahir <i>Skilled</i>	135.8	137.6	139.4	140.7
6.4.2	Separuh Mahir <i>Semi-skilled</i>	78.5	78.3	79.9	80.9
6.4.3	Berkemahiran Rendah <i>Low-skilled</i>	17.6	17.7	18.0	18.2
6.5	Kewangan, insurans, hartanah & perkhidmatan perniagaan <i>Finance, insurance, real estate & business services</i>	916.1	930.8	942.1	958.0
6.5.1	Mahir <i>Skilled</i>	414.4	428.6	435.6	446.8
6.5.2	Separuh Mahir <i>Semi-skilled</i>	392.8	396.8	402.4	406.4
6.5.3	Berkemahiran Rendah <i>Low-skilled</i>	108.9	105.3	104.1	104.7
6.6	Perkhidmatan lain <i>Other services</i>	509.8	519.1	525.7	535.0
6.6.1	Mahir <i>Skilled</i>	208.4	215.0	217.5	219.5
6.6.2	Separuh Mahir <i>Semi-skilled</i>	231.9	233.3	236.5	242.6
6.6.3	Berkemahiran Rendah <i>Low-skilled</i>	69.6	70.9	71.6	72.9

(%)

Aktiviti Ekonomi <i>Economic Activity</i>		2022	2023	2024	2025 ^P
1	Jumlah Total	100.0	100.0	100.0	100.0
1.1	Mahir <i>Skilled</i>	24.9	25.1	25.0	25.2
1.2	Separuh Mahir <i>Semi-skilled</i>	62.3	62.5	62.5	62.2
1.3	Berkemahiran Rendah <i>Low-skilled</i>	12.8	12.4	12.5	12.6
2	Pertanian Agriculture	100.0	100.0	100.0	100.0
2.1	Mahir <i>Skilled</i>	5.9	5.7	5.8	5.9
2.2	Separuh Mahir <i>Semi-skilled</i>	88.3	88.6	88.6	88.3
2.3	Berkemahiran Rendah <i>Low-skilled</i>	5.8	5.7	5.6	5.8
3	Perlombongan & Pengkuarian Mining & Quarrying	100.0	100.0	100.0	100.0
3.1	Mahir <i>Skilled</i>	29.4	29.2	28.9	28.9
3.2	Separuh Mahir <i>Semi-skilled</i>	58.3	58.7	58.7	58.7
3.3	Berkemahiran Rendah <i>Low-skilled</i>	12.3	12.1	12.4	12.4
4	Pembuatan Manufacturing	100.0	100.0	100.0	100.0
4.1	Mahir <i>Skilled</i>	17.8	17.8	17.8	18.3
4.2	Separuh Mahir <i>Semi-skilled</i>	75.1	75.1	75.1	74.6
4.3	Berkemahiran Rendah <i>Low-skilled</i>	7.1	7.1	7.1	7.1
4.1	Prosesan makanan, minuman & produk tembakau <i>Food processing, beverages & tobacco products</i>	100.0	100.0	100.0	100.0
4.1.1	Mahir <i>Skilled</i>	13.1	13.1	12.9	12.9
4.1.2	Separuh Mahir <i>Semi-skilled</i>	75.4	75.6	76.1	76.2
4.1.3	Berkemahiran Rendah <i>Low-skilled</i>	11.5	11.3	11.0	10.9
4.2	Produk tekstil, pakaian & kulit <i>Textiles, wearing apparel & leather products</i>	100.0	100.0	100.0	100.0
4.2.1	Mahir <i>Skilled</i>	11.5	11.5	11.5	11.4
4.2.2	Separuh Mahir <i>Semi-skilled</i>	81.5	81.8	81.9	82.2
4.2.3	Berkemahiran Rendah <i>Low-skilled</i>	7.0	6.7	6.6	6.4

(%)

Aktiviti Ekonomi <i>Economic Activity</i>		2022	2023	2024	2025 ^P
4.3	Produk kayu, perabot, keluaran kertas & percetakan <i>Wood products, furniture, paper products & printing</i>	100.0	100.0	100.0	100.0
4.3.1	Mahir <i>Skilled</i>	11.8	11.8	11.7	11.6
4.3.2	Separuh Mahir <i>Semi-skilled</i>	75.2	75.4	75.3	75.1
4.3.3	Berkemahiran Rendah <i>Low-skilled</i>	13.0	12.8	13.0	13.3
4.4	Produk petroleum, kimia, getah & plastik <i>Petroleum, chemical, rubber & plastic products</i>	100.0	100.0	100.0	100.0
4.4.1	Mahir <i>Skilled</i>	18.3	18.3	18.0	18.2
4.4.2	Separuh Mahir <i>Semi-skilled</i>	76.0	76.2	76.5	76.4
4.4.3	Berkemahiran Rendah <i>Low-skilled</i>	5.7	5.5	5.5	5.4
4.5	Produk mineral bukan logam, logam asas & produk logam yang direka <i>Non-metallic mineral products, basic metal & fabricated metal products</i>	100.0	100.0	100.0	100.0
4.5.1	Mahir <i>Skilled</i>	15.7	15.9	16.3	16.6
4.5.2	Separuh Mahir <i>Semi-skilled</i>	76.4	76.3	75.8	75.4
4.5.3	Berkemahiran Rendah <i>Low-skilled</i>	7.9	7.8	7.9	8.0
4.6	Produk elektrik, elektronik & optikal <i>Electrical, electronic & optical products</i>	100.0	100.0	100.0	100.0
4.6.1	Mahir <i>Skilled</i>	22.9	23.1	23.2	24.6
4.6.2	Separuh Mahir <i>Semi-skilled</i>	73.5	73.4	73.2	71.9
4.6.3	Berkemahiran Rendah <i>Low-skilled</i>	3.6	3.5	3.6	3.5
4.7	Peralatan pengangkutan, pembuatan lain & pembaikan <i>Transport equipment, other manufacturing & repair</i>	100.0	100.0	100.0	100.0
4.7.1	Mahir <i>Skilled</i>	22.1	22.0	22.1	23.4
4.7.2	Separuh Mahir <i>Semi-skilled</i>	72.6	72.7	72.7	71.7
4.7.3	Berkemahiran Rendah <i>Low-skilled</i>	5.3	5.3	5.2	4.9
5	Pembinaan <i>Construction</i>	100.0	100.0	100.0	100.0
5.1	Mahir <i>Skilled</i>	11.3	11.4	11.3	11.1
5.2	Separuh Mahir <i>Semi-skilled</i>	85.0	84.8	84.8	85.0
5.3	Berkemahiran Rendah <i>Low-skilled</i>	3.7	3.8	3.9	3.9

(%)

Aktiviti Ekonomi <i>Economic Activity</i>		2022	2023	2024	2025 ^P
6	Perkhidmatan <i>Services</i>	100.0	100.0	100.0	100.0
6.1	Mahir <i>Skilled</i>	34.4	34.6	34.6	34.6
6.2	Separuh Mahir <i>Semi-skilled</i>	46.6	47.0	47.0	47.0
6.3	Berkemahiran Rendah <i>Low-skilled</i>	19.0	18.4	18.4	18.4
6.1	Perdagangan borong & runcit <i>Wholesale & retail trade</i>	100.0	100.0	100.0	100.0
6.1.1	Mahir <i>Skilled</i>	35.6	35.5	35.2	35.2
6.1.2	Separuh Mahir <i>Semi-skilled</i>	50.2	51.5	51.3	51.1
6.1.3	Berkemahiran Rendah <i>Low-skilled</i>	14.2	13.0	13.5	13.7
6.2	Makanan & minuman dan penginapan <i>Food & beverages and accommodation</i>	100.0	100.0	100.0	100.0
6.2.1	Mahir <i>Skilled</i>	14.5	14.5	14.6	14.5
6.2.2	Separuh Mahir <i>Semi-skilled</i>	43.3	43.2	43.4	43.2
6.2.3	Berkemahiran Rendah <i>Low-skilled</i>	42.2	42.3	42.0	42.3
6.3	Pengangkutan & penyimpanan <i>Transportation & storage</i>	100.0	100.0	100.0	100.0
6.3.1	Mahir <i>Skilled</i>	21.9	22.9	23.2	23.1
6.3.2	Separuh Mahir <i>Semi-skilled</i>	55.7	55.8	55.4	55.9
6.3.3	Berkemahiran Rendah <i>Low-skilled</i>	22.4	21.3	21.4	21.0
6.4	Maklumat & komunikasi <i>Information & communication</i>	100.0	100.0	100.0	100.0
6.4.1	Mahir <i>Skilled</i>	58.6	58.9	58.7	58.7
6.4.2	Separuh Mahir <i>Semi-skilled</i>	33.8	33.5	33.7	33.7
6.4.3	Berkemahiran Rendah <i>Low-skilled</i>	7.6	7.6	7.6	7.6
6.5	Kewangan, insurans, hartanah & perkhidmatan perniagaan <i>Finance, insurance, real estate & business services</i>	100.0	100.0	100.0	100.0
6.5.1	Mahir <i>Skilled</i>	45.2	46.1	46.2	46.7
6.5.2	Separuh Mahir <i>Semi-skilled</i>	42.9	42.6	42.7	42.4
6.5.3	Berkemahiran Rendah <i>Low-skilled</i>	11.9	11.3	11.1	10.9
6.6	Perkhidmatan lain <i>Other services</i>	100.0	100.0	100.0	100.0
6.6.1	Mahir <i>Skilled</i>	40.8	41.5	41.4	41.1
6.6.2	Separuh Mahir <i>Semi-skilled</i>	45.5	44.9	45.0	45.3
6.6.3	Berkemahiran Rendah <i>Low-skilled</i>	13.7	13.6	13.6	13.6

('000)

Aktiviti Ekonomi <i>Economic Activity</i>		Suku Tahunan/ <i>Quarterly</i>							
		2022				2023			
		I	II	III	IV	I	II	III	IV
1	Jumlah Total	8,572.0	8,618.7	8,675.4	8,755.6	8,805.7	8,827.1	8,902.5	8,935.1
1.1	Mahir <i>Skilled</i>	2,116.9	2,143.7	2,157.4	2,180.6	2,195.7	2,204.9	2,221.8	2,236.0
1.2	Separuh Mahir <i>Semi-skilled</i>	5,344.1	5,364.2	5,405.5	5,458.1	5,494.8	5,506.7	5,560.9	5,587.1
1.3	Berkemahiran Rendah <i>Low-skilled</i>	1,111.0	1,110.8	1,112.5	1,117.0	1,115.1	1,115.5	1,119.8	1,112.0
2	Pertanian <i>Agriculture</i>	466.8	468.9	470.0	479.8	481.1	482.0	491.3	495.5
2.1	Mahir <i>Skilled</i>	29.5	29.4	29.2	28.3	28.1	28.3	28.2	28.4
2.2	Separuh Mahir <i>Semi-skilled</i>	409.8	411.9	413.7	423.5	424.8	425.1	434.8	438.9
2.3	Berkemahiran Rendah <i>Low-skilled</i>	27.5	27.6	27.2	28.1	28.2	28.5	28.2	28.2
3	Perlombongan & Pengkuarian <i>Mining & Quarrying</i>	77.6	77.6	78.4	79.5	80.1	80.3	80.8	80.6
3.1	Mahir <i>Skilled</i>	23.5	23.6	23.0	23.4	23.7	23.6	23.7	23.6
3.2	Separuh Mahir <i>Semi-skilled</i>	44.6	44.5	45.6	46.4	46.7	47.1	47.5	47.3
3.3	Berkemahiran Rendah <i>Low-skilled</i>	9.4	9.5	9.7	9.8	9.8	9.6	9.6	9.8
4	Pembuatan <i>Manufacturing</i>	2,343.5	2,358.2	2,390.5	2,414.1	2,429.9	2,428.6	2,464.7	2,469.0
4.1	Mahir <i>Skilled</i>	415.7	417.7	423.8	429.2	432.4	432.0	437.8	438.4
4.2	Separuh Mahir <i>Semi-skilled</i>	1,758.9	1,771.2	1,795.7	1,812.3	1,823.3	1,824.0	1,851.5	1,855.2
4.3	Berkemahiran Rendah <i>Low-skilled</i>	169.0	169.3	171.0	172.6	174.1	172.7	175.3	175.4
4.1	Prosesan makanan, minuman & produk tembakau <i>Food processing, beverages & tobacco products</i>	296.4	299.6	305.3	312.8	320.8	324.6	336.0	338.1
4.1.1	Mahir <i>Skilled</i>	38.6	39.0	39.8	40.8	41.8	42.2	43.8	44.2
4.1.2	Separuh Mahir <i>Semi-skilled</i>	223.3	225.8	230.3	235.9	241.8	245.0	253.9	255.5
4.1.3	Berkemahiran Rendah <i>Low-skilled</i>	34.6	34.8	35.2	36.1	37.2	37.4	38.3	38.4

('000)

Suku Tahunan/ <i>Quarterly</i>								Aktiviti Ekonomi <i>Economic Activity</i>	
2024				2025					
I	II	III	IV	I	II	III	IV ^P		
8,937.4	8,955.0	9,011.7	9,054.2	9,064.4	9,097.3	9,162.8	9,214.4	Jumlah Total	1
2,240.1	2,242.6	2,254.6	2,266.2	2,275.4	2,289.2	2,306.0	2,323.1	Mahir Skilled	1.1
5,587.6	5,598.4	5,634.9	5,659.3	5,657.4	5,673.7	5,711.5	5,732.8	Separuh Mahir Semi-skilled	1.2
1,109.7	1,114.1	1,122.2	1,128.8	1,131.6	1,134.4	1,145.3	1,158.6	Berkemahiran Rendah Low-skilled	1.3
499.4	499.7	501.0	501.5	500.5	501.0	502.1	502.3	Pertanian Agriculture	2
28.3	28.5	28.5	28.9	28.8	29.1	29.4	29.7	Mahir Skilled	2.1
442.9	443.1	444.2	444.2	443.6	443.5	443.7	443.6	Separuh Mahir Semi-skilled	2.2
28.2	28.1	28.3	28.5	28.1	28.3	28.9	29.0	Berkemahiran Rendah Low-skilled	2.3
80.5	80.6	80.2	80.5	80.8	81.0	80.8	80.6	Perlombongan & Pengkuarian Mining & Quarrying	3
23.5	23.7	23.3	23.3	23.5	23.6	23.6	23.2	Mahir Skilled	3.1
47.3	47.2	47.0	47.2	47.4	47.3	47.3	47.3	Separuh Mahir Semi-skilled	3.2
9.8	9.8	9.9	10.0	10.0	10.1	9.9	10.0	Berkemahiran Rendah Low-skilled	3.3
2,456.3	2,458.7	2,489.2	2,503.7	2,493.7	2,495.6	2,522.8	2,538.1	Pembuatan Manufacturing	4
434.9	434.4	439.7	444.5	444.4	449.2	456.9	464.3	Mahir Skilled	4.1
1,846.9	1,849.7	1,872.8	1,881.5	1,872.4	1,869.9	1,888.1	1,894.3	Separuh Mahir Semi-skilled	4.2
174.5	174.7	176.8	177.7	176.9	176.5	177.8	179.4	Berkemahiran Rendah Low-skilled	4.3
342.7	344.7	351.5	353.1	354.3	354.2	360.2	360.3	Prosesan makanan, minuman & produk tembakau <i>Food processing, beverages & tobacco products</i>	4.1
44.5	44.7	45.4	45.6	46.1	46.2	46.8	46.7	Mahir Skilled	4.1.1
259.5	261.6	267.1	268.6	269.4	269.4	274.5	274.5	Separuh Mahir Semi-skilled	4.1.2
38.6	38.5	39.0	38.9	38.8	38.6	38.9	39.1	Berkemahiran Rendah Low-skilled	4.1.3

('000)

Aktiviti Ekonomi <i>Economic Activity</i>		Suku Tahunan/ <i>Quarterly</i>							
		2022				2023			
		I	II	III	IV	I	II	III	IV
4.2	Produk tekstil, pakaian & kulit <i>Textiles, wearing apparel & leather products</i>	84.2	83.9	84.1	86.0	87.2	87.9	87.7	89.0
4.2.1	Mahir <i>Skilled</i>	9.7	9.6	9.7	9.9	10.1	10.2	10.2	10.2
4.2.2	Separuh Mahir <i>Semi-skilled</i>	68.6	68.4	68.4	70.1	71.2	71.8	71.6	72.9
4.2.3	Berkemahiran Rendah <i>Low-skilled</i>	6.0	5.9	5.9	6.0	5.9	5.9	5.9	6.0
4.3	Produk kayu, perabot, keluaran kertas & percetakan <i>Wood products, furniture, paper products & printing</i>	303.3	303.2	306.1	308.2	309.6	308.2	311.0	313.1
4.3.1	Mahir <i>Skilled</i>	35.4	35.5	35.9	36.4	36.7	36.3	36.5	36.8
4.3.2	Separuh Mahir <i>Semi-skilled</i>	228.1	228.2	230.2	231.6	232.9	232.5	234.5	236.0
4.3.3	Berkemahiran Rendah <i>Low-skilled</i>	39.7	39.5	40.0	40.1	40.1	39.4	39.9	40.3
4.4	Produk petroleum, kimia, getah & plastik <i>Petroleum, chemical, rubber & plastic products</i>	445.9	450.0	457.4	456.9	457.3	448.8	456.6	461.0
4.4.1	Mahir <i>Skilled</i>	82.4	83.0	83.6	83.7	84.0	83.2	84.1	84.4
4.4.2	Separuh Mahir <i>Semi-skilled</i>	338.6	341.7	347.9	347.2	347.3	340.3	346.8	351.1
4.4.3	Berkemahiran Rendah <i>Low-skilled</i>	24.9	25.3	26.0	26.0	26.0	25.2	25.7	25.5
4.5	Produk mineral bukan logam, logam asas & produk logam yang direka <i>Non-metallic mineral products, basic metal & fabricated metal products</i>	361.8	361.1	363.5	365.9	367.2	367.1	375.2	377.6
4.5.1	Mahir <i>Skilled</i>	57.0	56.8	57.2	57.5	57.7	57.5	59.0	60.0
4.5.2	Separuh Mahir <i>Semi-skilled</i>	276.2	275.8	277.8	279.7	280.7	280.9	287.0	288.1
4.5.3	Berkemahiran Rendah <i>Low-skilled</i>	28.6	28.4	28.5	28.7	28.8	28.7	29.3	29.4

('000)

Suku Tahunan/Quarterly								Aktiviti Ekonomi Economic Activity	
2024				2025					
I	II	III	IV	I	II	III	IV ^P		
90.0	89.8	89.4	89.0	90.4	90.0	90.2	89.9	Produk tekstil, pakaian & kulit <i>Textiles, wearing apparel & leather products</i>	4.2
10.3	10.3	10.4	10.2	10.4	10.3	10.3	10.3	Mahir <i>Skilled</i>	4.2.1
73.7	73.4	73.1	72.9	74.2	73.9	74.1	73.9	Separuh Mahir <i>Semi-skilled</i>	4.2.2
6.0	6.0	6.0	5.9	5.9	5.8	5.8	5.8	Berkemahiran Rendah <i>Low-skilled</i>	4.2.3
310.2	310.0	312.8	317.5	314.6	316.5	318.9	325.5	Produk kayu, perabot, keluaran kertas & percetakan <i>Wood products, furniture, paper products & printing</i>	4.3
36.5	36.2	36.8	37.0	36.4	36.2	36.6	37.7	Mahir <i>Skilled</i>	4.3.1
234.0	233.7	235.5	239.2	236.9	238.3	240.1	244.6	Separuh Mahir <i>Semi-skilled</i>	4.3.2
39.7	40.1	40.5	41.3	41.3	42.1	42.2	43.2	Berkemahiran Rendah <i>Low-skilled</i>	4.3.3
456.6	450.7	457.9	461.9	459.6	451.2	457.1	458.6	Produk petroleum, kimia, getah & plastik <i>Petroleum, chemical, rubber & plastic products</i>	4.4
83.8	81.9	82.6	83.3	83.0	81.6	82.4	83.2	Mahir <i>Skilled</i>	4.4.1
347.7	343.8	350.0	353.2	351.8	345.4	350.0	350.6	Separuh Mahir <i>Semi-skilled</i>	4.4.2
25.2	24.9	25.3	25.4	24.7	24.1	24.7	24.8	Berkemahiran Rendah <i>Low-skilled</i>	4.4.3
377.6	377.0	383.8	385.5	387.4	386.5	391.9	394.4	Produk mineral bukan logam, logam asas & produk logam yang direka <i>Non-metallic mineral products, basic metal & fabricated metal products</i>	4.5
60.1	60.4	61.9	62.7	63.4	63.8	64.7	65.7	Mahir <i>Skilled</i>	4.5.1
288.2	287.1	291.6	292.4	293.4	292.1	296.2	297.4	Separuh Mahir <i>Semi-skilled</i>	4.5.2
29.4	29.6	30.3	30.4	30.6	30.6	31.0	31.4	Berkemahiran Rendah <i>Low-skilled</i>	4.5.3

('000)

Aktiviti Ekonomi <i>Economic Activity</i>		Suku Tahunan/ <i>Quarterly</i>							
		2022				2023			
		I	II	III	IV	I	II	III	IV
4.6	Produk elektrik, elektronik & optikal <i>Electrical, electronic & optical products</i>	623.9	630.1	641.2	650.4	650.4	655.3	658.4	649.9
4.6.1	Mahir <i>Skilled</i>	141.9	143.0	146.3	149.2	149.9	150.4	151.3	149.9
4.6.2	Separuh Mahir <i>Semi-skilled</i>	459.2	464.3	472.0	478.0	477.0	481.6	483.6	476.9
4.6.3	Berkemahiran Rendah <i>Low-skilled</i>	22.7	22.7	22.9	23.2	23.4	23.4	23.5	23.1
4.7	Peralatan pengangkutan, pembuatan lain & pembaikan <i>Transport equipment, other manufacturing & repair</i>	228.0	230.3	232.8	233.9	237.4	236.8	239.7	240.3
4.7.1	Mahir <i>Skilled</i>	50.7	50.7	51.3	51.6	52.3	52.2	52.8	52.9
4.7.2	Separuh Mahir <i>Semi-skilled</i>	164.9	167.0	169.1	169.8	172.4	171.9	174.1	174.7
4.7.3	Berkemahiran Rendah <i>Low-skilled</i>	12.4	12.5	12.4	12.5	12.7	12.6	12.7	12.7
5	Pembinaan <i>Construction</i>	1,241.9	1,238.4	1,237.1	1,250.8	1,256.5	1,259.1	1,264.4	1,264.8
5.1	Mahir <i>Skilled</i>	140.3	139.1	139.5	141.5	141.9	142.8	143.5	143.8
5.2	Separuh Mahir <i>Semi-skilled</i>	1,056.4	1,054.4	1,053.2	1,062.6	1,067.3	1,067.3	1,072.1	1,072.4
5.3	Berkemahiran Rendah <i>Low-skilled</i>	45.2	44.9	44.5	46.7	47.4	49.0	48.8	48.5
6	Perkhidmatan <i>Services</i>	4,442.2	4,475.7	4,499.4	4,531.4	4,558.1	4,577.1	4,601.4	4,625.2
6.1	Mahir <i>Skilled</i>	1,507.9	1,533.9	1,541.9	1,558.2	1,569.7	1,578.2	1,588.6	1,601.7
6.2	Separuh Mahir <i>Semi-skilled</i>	2,074.4	2,082.3	2,097.3	2,113.3	2,132.8	2,143.2	2,155.0	2,173.4
6.3	Berkemahiran Rendah <i>Low-skilled</i>	859.9	859.5	860.2	859.8	855.6	855.8	857.9	850.1
6.1	Perdagangan borong & runcit <i>Wholesale & retail trade</i>	1,615.5	1,647.0	1,657.1	1,668.7	1,671.1	1,681.8	1,696.0	1,708.1
6.1.1	Mahir <i>Skilled</i>	566.8	586.9	587.8	594.6	595.2	597.7	600.6	606.1
6.1.2	Separuh Mahir <i>Semi-skilled</i>	812.8	820.8	828.7	837.5	843.2	852.6	863.0	878.9
6.1.3	Berkemahiran Rendah <i>Low-skilled</i>	235.9	239.2	240.6	236.6	232.7	231.5	232.4	223.1

('000)

Suku Tahunan/Quarterly								Aktiviti Ekonomi Economic Activity	
2024				2025					
I	II	III	IV	I	II	III	IV ^P		
642.0	647.8	652.8	655.0	649.1	657.3	662.9	667.0	Produk elektrik, elektronik & optikal <i>Electrical, electronic & optical products</i>	4.6
147.6	148.4	149.7	152.0	152.0	157.0	160.9	164.2	Mahir <i>Skilled</i>	4.6.1
471.5	476.3	480.0	479.6	473.8	477.2	478.9	479.7	Separuh Mahir <i>Semi-skilled</i>	4.6.2
23.0	23.1	23.1	23.3	23.3	23.1	23.2	23.2	Berkemahiran Rendah <i>Low-skilled</i>	4.6.3
237.1	238.7	240.9	241.6	238.3	239.9	241.7	242.3	Peralatan pengangkutan, pembuatan lain & pembaikan <i>Transport equipment, other manufacturing & repair</i>	4.7
52.1	52.4	52.9	53.5	53.2	54.2	55.3	56.7	Mahir <i>Skilled</i>	4.7.1
172.5	173.7	175.4	175.6	172.8	173.6	174.3	173.7	Separuh Mahir <i>Semi-skilled</i>	4.7.2
12.6	12.6	12.6	12.6	12.3	12.1	12.1	12.0	Berkemahiran Rendah <i>Low-skilled</i>	4.7.3
1,266.1	1,267.7	1,269.8	1,272.0	1,272.5	1,273.9	1,275.7	1,277.1	Pembinaan Construction	5
144.8	143.9	142.9	142.8	142.4	142.1	140.9	141.2	Mahir <i>Skilled</i>	5.1
1,073.2	1,075.0	1,077.1	1,079.3	1,080.3	1,082.5	1,084.9	1,085.7	Separuh Mahir <i>Semi-skilled</i>	5.2
48.2	48.8	49.8	50.0	49.8	49.3	49.9	50.2	Berkemahiran Rendah <i>Low-skilled</i>	5.3
4,635.1	4,648.3	4,671.4	4,696.5	4,716.8	4,745.9	4,781.3	4,816.4	Perkhidmatan Services	6
1,608.6	1,612.1	1,620.3	1,626.8	1,636.4	1,645.2	1,655.1	1,664.7	Mahir <i>Skilled</i>	6.1
2,177.4	2,183.5	2,193.7	2,207.1	2,213.7	2,230.5	2,247.4	2,261.8	Separuh Mahir <i>Semi-skilled</i>	6.2
849.0	852.7	857.4	862.6	866.7	870.2	878.8	890.0	Berkemahiran Rendah <i>Low-skilled</i>	6.3
1,710.8	1,722.3	1,734.0	1,748.2	1,760.8	1,774.2	1,790.7	1,805.5	Perdagangan borong & runcit <i>Wholesale & retail trade</i>	6.1
606.9	608.9	613.1	616.1	620.9	625.8	630.1	634.2	Mahir <i>Skilled</i>	6.1.1
880.7	883.8	889.1	896.6	900.4	906.5	916.4	923.3	Separuh Mahir <i>Semi-skilled</i>	6.1.2
223.3	229.6	231.8	235.5	239.5	241.9	244.2	248.0	Berkemahiran Rendah <i>Low-skilled</i>	6.1.3

('000)

Aktiviti Ekonomi <i>Economic Activity</i>		Suku Tahunan/ <i>Quarterly</i>							
		2022				2023			
		I	II	III	IV	I	II	III	IV
6.2	Makanan & minuman dan penginapan <i>Food & beverages and accommodation</i>	790.6	780.5	782.9	793.8	804.2	805.9	808.4	810.6
6.2.1	Mahir <i>Skilled</i>	114.4	113.6	113.9	114.9	114.6	115.0	116.5	117.6
6.2.2	Separuh Mahir <i>Semi-skilled</i>	340.1	335.1	338.0	343.9	351.3	350.5	350.2	350.3
6.2.3	Berkemahiran Rendah <i>Low-skilled</i>	336.1	331.8	330.9	335.1	338.3	340.4	341.7	342.7
6.3	Pengangkutan & penyimpanan <i>Transportation & storage</i>	395.1	402.5	406.0	411.0	416.5	419.2	420.5	423.0
6.3.1	Mahir <i>Skilled</i>	84.0	85.7	87.6	90.1	92.4	95.0	95.6	96.8
6.3.2	Separuh Mahir <i>Semi-skilled</i>	221.1	227.0	229.0	228.9	233.7	234.7	235.2	235.9
6.3.3	Berkemahiran Rendah <i>Low-skilled</i>	90.0	89.7	89.4	92.1	90.4	89.6	89.7	90.3
6.4	Maklumat & komunikasi <i>Information & communication</i>	229.2	230.1	231.4	231.9	232.4	232.9	233.4	233.6
6.4.1	Mahir <i>Skilled</i>	134.1	134.4	135.7	135.8	136.3	136.4	136.9	137.6
6.4.2	Separuh Mahir <i>Semi-skilled</i>	76.6	77.5	78.2	78.5	78.4	78.7	78.8	78.3
6.4.3	Berkemahiran Rendah <i>Low-skilled</i>	18.4	18.3	17.6	17.6	17.7	17.8	17.8	17.7
6.5	Kewangan, insurans, hartanah & perkhidmatan perniagaan <i>Finance, insurance, real estate & business services</i>	904.7	905.9	912.8	916.1	922.1	923.1	927.0	930.8
6.5.1	Mahir <i>Skilled</i>	402.2	405.3	409.4	414.4	422.0	423.4	426.5	428.6
6.5.2	Separuh Mahir <i>Semi-skilled</i>	393.4	391.5	393.0	392.8	393.0	393.4	394.9	396.8
6.5.3	Berkemahiran Rendah <i>Low-skilled</i>	109.2	109.2	110.4	108.9	107.1	106.3	105.6	105.3
6.6	Perkhidmatan lain <i>Other services</i>	507.2	509.6	509.2	509.8	511.7	514.1	516.2	519.1
6.6.1	Mahir <i>Skilled</i>	206.4	207.9	207.5	208.4	209.1	210.7	212.4	215.0
6.6.2	Separuh Mahir <i>Semi-skilled</i>	230.4	230.4	230.5	231.9	233.2	233.3	232.9	233.3
6.6.3	Berkemahiran Rendah <i>Low-skilled</i>	70.3	71.2	71.3	69.6	69.3	70.2	70.8	70.9

('000)

Suku Tahunan/ <i>Quarterly</i>								Aktiviti Ekonomi <i>Economic Activity</i>	
2024				2025					
I	II	III	IV	I	II	III	IV ^P		
809.8	804.3	808.4	810.5	812.4	815.6	825.4	834.7	Makanan & minuman dan penginapan <i>Food & beverages and accommodation</i>	6.2
118.1	117.7	117.8	117.9	118.1	118.3	119.9	121.1	Mahir <i>Skilled</i>	6.2.1
350.8	348.2	350.6	352.0	353.7	355.3	359.1	360.6	Separuh Mahir <i>Semi-skilled</i>	6.2.2
341.0	338.4	340.0	340.5	340.6	342.0	346.5	353.0	Berkemahiran Rendah <i>Low-skilled</i>	6.2.3
425.5	427.5	430.0	432.8	434.8	437.1	439.8	443.5	Pengangkutan & penyimpanan <i>Transportation & storage</i>	6.3
97.4	98.9	99.5	100.4	101.0	101.2	101.8	102.4	Mahir <i>Skilled</i>	6.3.1
237.0	237.2	238.5	239.6	240.8	243.1	245.2	247.9	Separuh Mahir <i>Semi-skilled</i>	6.3.2
91.1	91.4	91.9	92.7	93.0	92.9	92.9	93.2	Berkemahiran Rendah <i>Low-skilled</i>	6.3.3
234.0	234.8	236.1	237.3	238.0	239.0	239.9	239.8	Maklumat & komunikasi <i>Information & communication</i>	6.4
137.8	138.0	138.6	139.4	139.6	140.5	140.8	140.7	Mahir <i>Skilled</i>	6.4.1
78.4	78.9	79.5	79.9	80.4	80.5	80.9	80.9	Separuh Mahir <i>Semi-skilled</i>	6.4.2
17.8	17.9	18.0	18.0	18.0	18.0	18.1	18.2	Berkemahiran Rendah <i>Low-skilled</i>	6.4.3
933.8	936.8	939.4	942.1	943.5	949.7	952.9	958.0	Kewangan, insurans, hartanah & perkhidmatan perniagaan <i>Finance, insurance, real estate & business services</i>	6.5
431.6	431.5	433.9	435.6	439.2	441.3	443.6	446.8	Mahir <i>Skilled</i>	6.5.1
397.9	401.4	401.4	402.4	400.6	405.1	405.3	406.4	Separuh Mahir <i>Semi-skilled</i>	6.5.2
104.3	104.0	104.2	104.1	103.7	103.3	104.1	104.7	Berkemahiran Rendah <i>Low-skilled</i>	6.5.3
521.3	522.6	523.5	525.7	527.3	530.3	532.6	535.0	Perkhidmatan lain <i>Other services</i>	6.6
216.9	217.1	217.3	217.5	217.5	218.2	218.9	219.5	Mahir <i>Skilled</i>	6.6.1
232.8	234.1	234.7	236.5	237.8	239.9	240.6	242.6	Separuh Mahir <i>Semi-skilled</i>	6.6.2
71.6	71.3	71.5	71.6	71.9	72.2	73.1	72.9	Berkemahiran Rendah <i>Low-skilled</i>	6.6.3

Aktiviti Ekonomi Economic Activity		Suku Tahunan/Quarterly							
		2022				2023			
		I	II	III	IV	I	II	III	IV
1	Jumlah Total	100.0	100.0	100.0	100.0	100.0	100.0	100.0	100.0
1.1	Mahir Skilled	24.7	24.9	24.9	24.9	24.9	25.0	25.0	25.1
1.2	Separuh Mahir Semi-skilled	62.3	62.2	62.3	62.3	62.4	62.4	62.5	62.5
1.3	Berkemahiran Rendah Low-skilled	13.0	12.9	12.8	12.8	12.7	12.6	12.5	12.4
2	Pertanian Agriculture	100.0	100.0	100.0	100.0	100.0	100.0	100.0	100.0
2.1	Mahir Skilled	6.3	6.3	6.2	5.9	5.8	5.9	5.8	5.7
2.2	Separuh Mahir Semi-skilled	87.8	87.8	88.0	88.3	88.3	88.2	88.5	88.6
2.3	Berkemahiran Rendah Low-skilled	5.9	5.9	5.8	5.8	5.9	5.9	5.7	5.7
3	Perlombongan & Pengkuarian Mining & Quarrying	100.0	100.0	100.0	100.0	100.0	100.0	100.0	100.0
3.1	Mahir Skilled	30.4	30.5	29.4	29.4	29.6	29.4	29.3	29.2
3.2	Separuh Mahir Semi-skilled	57.5	57.3	58.2	58.3	58.2	58.6	58.8	58.7
3.3	Berkemahiran Rendah Low-skilled	12.1	12.2	12.4	12.3	12.2	12.0	11.9	12.1
4	Pembuatan Manufacturing	100.0	100.0	100.0	100.0	100.0	100.0	100.0	100.0
4.1	Mahir Skilled	17.7	17.7	17.7	17.8	17.8	17.8	17.8	17.8
4.2	Separuh Mahir Semi-skilled	75.1	75.1	75.1	75.1	75.0	75.1	75.1	75.1
4.3	Berkemahiran Rendah Low-skilled	7.2	7.2	7.2	7.1	7.2	7.1	7.1	7.1
4.1	Prosesan makanan, minuman & produk tembakau Food processing, beverages & tobacco products	100.0	100.0	100.0	100.0	100.0	100.0	100.0	100.0
4.1.1	Mahir Skilled	13.0	13.0	13.1	13.1	13.0	13.0	13.0	13.1
4.1.2	Separuh Mahir Semi-skilled	75.3	75.4	75.4	75.4	75.4	75.5	75.6	75.6
4.1.3	Berkemahiran Rendah Low-skilled	11.7	11.6	11.5	11.5	11.6	11.5	11.4	11.3

(%)

Suku Tahunan/Quarterly								Aktiviti Ekonomi Economic Activity	
2024				2025					
I	II	III	IV	I	II	III	IV ^P		
100.0	100.0	100.0	100.0	100.0	100.0	100.0	100.0	Jumlah Total	1
25.1	25.1	25.0	25.0	25.1	25.1	25.2	25.2	Mahir Skilled	1.1
62.5	62.5	62.5	62.5	62.4	62.4	62.3	62.2	Separuh Mahir Semi-skilled	1.2
12.4	12.4	12.5	12.5	12.5	12.5	12.5	12.6	Berkemahiran Rendah Low-skilled	1.3
100.0	100.0	100.0	100.0	100.0	100.0	100.0	100.0	Pertanian Agriculture	2
5.7	5.7	5.7	5.8	5.8	5.9	5.9	5.9	Mahir Skilled	2.1
88.7	88.7	88.7	88.6	88.6	88.5	88.4	88.3	Separuh Mahir Semi-skilled	2.2
5.6	5.6	5.6	5.6	5.6	5.6	5.7	5.8	Berkemahiran Rendah Low-skilled	2.3
100.0	100.0	100.0	100.0	100.0	100.0	100.0	100.0	Perlombongan & Pengkuarian Mining & Quarrying	3
29.2	29.3	29.1	28.9	29.0	29.1	29.2	28.9	Mahir Skilled	3.1
58.7	58.6	58.6	58.7	58.6	58.5	58.5	58.7	Separuh Mahir Semi-skilled	3.2
12.1	12.1	12.3	12.4	12.4	12.4	12.3	12.4	Berkemahiran Rendah Low-skilled	3.3
100.0	100.0	100.0	100.0	100.0	100.0	100.0	100.0	Pembuatan Manufacturing	4
17.7	17.7	17.7	17.8	17.8	18.0	18.2	18.3	Mahir Skilled	4.1
75.2	75.2	75.2	75.1	75.1	74.9	74.8	74.6	Separuh Mahir Semi-skilled	4.2
7.1	7.1	7.1	7.1	7.1	7.1	7.0	7.1	Berkemahiran Rendah Low-skilled	4.3
100.0	100.0	100.0	100.0	100.0	100.0	100.0	100.0	Prosesan makanan, minuman & produk tembakau Food processing, beverages & tobacco products	4.1
13.0	13.0	12.9	12.9	13.0	13.0	13.0	12.9	Mahir Skilled	4.1.1
75.7	75.8	76.0	76.1	76.0	76.1	76.2	76.2	Separuh Mahir Semi-skilled	4.1.2
11.3	11.2	11.1	11.0	11.0	10.9	10.8	10.9	Berkemahiran Rendah Low-skilled	4.1.3

(%)

Aktiviti Ekonomi Economic Activity		Suku Tahunan/Quarterly							
		2022				2023			
		I	II	III	IV	I	II	III	IV
4.2	Produk tekstil, pakaian & kulit <i>Textiles, wearing apparel & leather products</i>	100.0	100.0	100.0	100.0	100.0	100.0	100.0	100.0
4.2.1	Mahir <i>Skilled</i>	11.5	11.5	11.6	11.5	11.6	11.6	11.6	11.5
4.2.2	Separuh Mahir <i>Semi-skilled</i>	81.4	81.4	81.4	81.5	81.6	81.6	81.7	81.8
4.2.3	Berkemahiran Rendah <i>Low-skilled</i>	7.1	7.1	7.0	7.0	6.8	6.8	6.7	6.7
4.3	Produk kayu, perabot, keluaran kertas & percetakan <i>Wood products, furniture, paper products & printing</i>	100.0	100.0	100.0	100.0	100.0	100.0	100.0	100.0
4.3.1	Mahir <i>Skilled</i>	11.7	11.7	11.7	11.8	11.9	11.8	11.8	11.8
4.3.2	Separuh Mahir <i>Semi-skilled</i>	75.2	75.3	75.2	75.2	75.2	75.4	75.4	75.4
4.3.3	Berkemahiran Rendah <i>Low-skilled</i>	13.1	13.0	13.1	13.0	12.9	12.8	12.8	12.8
4.4	Produk petroleum, kimia, getah & plastik <i>Petroleum, chemical, rubber & plastic products</i>	100.0	100.0	100.0	100.0	100.0	100.0	100.0	100.0
4.4.1	Mahir <i>Skilled</i>	18.5	18.5	18.3	18.3	18.4	18.6	18.5	18.3
4.4.2	Separuh Mahir <i>Semi-skilled</i>	75.9	75.9	76.1	76.0	75.9	75.8	75.9	76.2
4.4.3	Berkemahiran Rendah <i>Low-skilled</i>	5.6	5.6	5.6	5.7	5.7	5.6	5.6	5.5
4.5	Produk mineral bukan logam, logam asas & produk logam yang direka <i>Non-metallic mineral products, basic metal & fabricated metal products</i>	100.0	100.0	100.0	100.0	100.0	100.0	100.0	100.0
4.5.1	Mahir <i>Skilled</i>	15.8	15.7	15.8	15.7	15.7	15.7	15.7	15.9
4.5.2	Separuh Mahir <i>Semi-skilled</i>	76.3	76.4	76.4	76.4	76.5	76.5	76.5	76.3
4.5.3	Berkemahiran Rendah <i>Low-skilled</i>	7.9	7.9	7.8	7.9	7.8	7.8	7.8	7.8

2.4b

Peratus Sumbangan Jawatan Suku Tahunan mengikut Aktiviti Ekonomi dan Kemahiran, ST1 2022 - ST4 2025 (samb.)

Quarterly Percentage Share of Jobs by Economic Activity and Skill, Q1 2022 - Q4 2025 (cont'd)

(%)

Suku Tahunan/Quarterly								Aktiviti Ekonomi Economic Activity	
2024				2025					
I	II	III	IV	I	II	III	IV ^P		
100.0	100.0	100.0	100.0	100.0	100.0	100.0	100.0	Produk tekstil, pakaian & kulit <i>Textiles, wearing apparel & leather products</i>	4.2
11.4	11.5	11.6	11.5	11.5	11.4	11.4	11.4	Mahir <i>Skilled</i>	4.2.1
81.9	81.8	81.7	81.9	82.0	82.2	82.2	82.2	Separuh Mahir <i>Semi-skilled</i>	4.2.2
6.7	6.7	6.7	6.6	6.5	6.4	6.4	6.4	Berkemahiran Rendah <i>Low-skilled</i>	4.2.3
100.0	100.0	100.0	100.0	100.0	100.0	100.0	100.0	Produk kayu, perabot, keluaran kertas & percetakan <i>Wood products, furniture, paper products & printing</i>	4.3
11.8	11.7	11.8	11.7	11.6	11.4	11.5	11.6	Mahir <i>Skilled</i>	4.3.1
75.4	75.4	75.2	75.3	75.3	75.3	75.3	75.1	Separuh Mahir <i>Semi-skilled</i>	4.3.2
12.8	12.9	13.0	13.0	13.1	13.3	13.2	13.3	Berkemahiran Rendah <i>Low-skilled</i>	4.3.3
100.0	100.0	100.0	100.0	100.0	100.0	100.0	100.0	Produk petroleum, kimia, getah & plastik <i>Petroleum, chemical, rubber & plastic products</i>	4.4
18.4	18.2	18.1	18.0	18.1	18.0	18.0	18.2	Mahir <i>Skilled</i>	4.4.1
76.1	76.3	76.4	76.5	76.5	76.6	76.6	76.4	Separuh Mahir <i>Semi-skilled</i>	4.4.2
5.5	5.5	5.5	5.5	5.4	5.4	5.4	5.4	Berkemahiran Rendah <i>Low-skilled</i>	4.4.3
100.0	100.0	100.0	100.0	100.0	100.0	100.0	100.0	Produk mineral bukan logam, logam asas & produk logam yang direka <i>Non-metallic mineral products, basic metal & fabricated metal products</i>	4.5
15.9	16.0	16.1	16.3	16.4	16.5	16.5	16.6	Mahir <i>Skilled</i>	4.5.1
76.3	76.2	76.0	75.8	75.7	75.6	75.6	75.4	Separuh Mahir <i>Semi-skilled</i>	4.5.2
7.8	7.8	7.9	7.9	7.9	7.9	7.9	8.0	Berkemahiran Rendah <i>Low-skilled</i>	4.5.3

(%)

Aktiviti Ekonomi Economic Activity		Suku Tahunan/Quarterly							
		2022				2023			
		I	II	III	IV	I	II	III	IV
4.6	Produk elektrik, elektronik & optikal <i>Electrical, electronic & optical products</i>	100.0	100.0	100.0	100.0	100.0	100.0	100.0	100.0
4.6.1	Mahir <i>Skilled</i>	22.8	22.7	22.8	22.9	23.0	22.9	23.0	23.1
4.6.2	Separuh Mahir <i>Semi-skilled</i>	73.6	73.7	73.6	73.5	73.4	73.5	73.5	73.4
4.6.3	Berkemahiran Rendah <i>Low-skilled</i>	3.6	3.6	3.6	3.6	3.6	3.6	3.5	3.5
4.7	Peralatan pengangkutan, pembuatan lain & pembaikan <i>Transport equipment, other manufacturing & repair</i>	100.0	100.0	100.0	100.0	100.0	100.0	100.0	100.0
4.7.1	Mahir <i>Skilled</i>	22.2	22.1	22.1	22.1	22.1	22.1	22.1	22.0
4.7.2	Separuh Mahir <i>Semi-skilled</i>	72.3	72.5	72.6	72.6	72.6	72.6	72.6	72.7
4.7.3	Berkemahiran Rendah <i>Low-skilled</i>	5.5	5.4	5.3	5.3	5.3	5.3	5.3	5.3
5	Pembinaan <i>Construction</i>	100.0	100.0	100.0	100.0	100.0	100.0	100.0	100.0
5.1	Mahir <i>Skilled</i>	11.3	11.3	11.3	11.3	11.3	11.3	11.4	11.4
5.2	Separuh Mahir <i>Semi-skilled</i>	85.1	85.1	85.1	85.0	84.9	84.8	84.8	84.8
5.3	Berkemahiran Rendah <i>Low-skilled</i>	3.6	3.6	3.6	3.7	3.8	3.9	3.8	3.8
6	Perkhidmatan <i>Services</i>	100.0	100.0	100.0	100.0	100.0	100.0	100.0	100.0
6.1	Mahir <i>Skilled</i>	33.9	34.3	34.3	34.4	34.4	34.5	34.6	34.6
6.2	Separuh Mahir <i>Semi-skilled</i>	46.7	46.5	46.6	46.6	46.8	46.8	46.8	47.0
6.3	Berkemahiran Rendah <i>Low-skilled</i>	19.4	19.2	19.1	19.0	18.8	18.7	18.6	18.4
6.1	Perdagangan borong & runcit <i>Wholesale & retail trade</i>	100.0	100.0	100.0	100.0	100.0	100.0	100.0	100.0
6.1.1	Mahir <i>Skilled</i>	35.1	35.7	35.5	35.6	35.6	35.5	35.4	35.5
6.1.2	Separuh Mahir <i>Semi-skilled</i>	50.3	49.8	50.0	50.2	50.5	50.7	50.9	51.5
6.1.3	Berkemahiran Rendah <i>Low-skilled</i>	14.6	14.5	14.5	14.2	13.9	13.8	13.7	13.0

(%)

Suku Tahunan/Quarterly								Aktiviti Ekonomi Economic Activity	
2024				2025					
I	II	III	IV	I	II	III	IV ^P		
100.0	100.0	100.0	100.0	100.0	100.0	100.0	100.0	Produk elektrik, elektronik & optikal Electrical, electronic & optical products	4.6
23.0	22.9	23.0	23.2	23.4	23.9	24.3	24.6	Mahir Skilled	4.6.1
73.4	73.5	73.5	73.2	73.0	72.6	72.2	71.9	Separuh Mahir Semi-skilled	4.6.2
3.6	3.6	3.5	3.6	3.6	3.5	3.5	3.5	Berkemahiran Rendah Low-skilled	4.6.3
100.0	100.0	100.0	100.0	100.0	100.0	100.0	100.0	Peralatan pengangkutan, pembuatan lain & pembaikan Transport equipment, other manufacturing & repair	4.7
22.0	22.0	22.0	22.1	22.3	22.6	22.9	23.4	Mahir Skilled	4.7.1
72.7	72.8	72.8	72.7	72.5	72.3	72.1	71.7	Separuh Mahir Semi-skilled	4.7.2
5.3	5.2	5.2	5.2	5.2	5.1	5.0	4.9	Berkemahiran Rendah Low-skilled	4.7.3
100.0	100.0	100.0	100.0	100.0	100.0	100.0	100.0	Pembinaan Construction	5
11.4	11.4	11.3	11.3	11.2	11.1	11.1	11.1	Mahir Skilled	5.1
84.8	84.8	84.8	84.8	84.9	85.0	85.0	85.0	Separuh Mahir Semi-skilled	5.2
3.8	3.8	3.9	3.9	3.9	3.9	3.9	3.9	Berkemahiran Rendah Low-skilled	5.3
100.0	100.0	100.0	100.0	100.0	100.0	100.0	100.0	Perkhidmatan Services	6
34.7	34.7	34.7	34.6	34.7	34.7	34.6	34.6	Mahir Skilled	6.1
47.0	47.0	47.0	47.0	46.9	47.0	47.0	47.0	Separuh Mahir Semi-skilled	6.2
18.3	18.3	18.3	18.4	18.4	18.3	18.4	18.4	Berkemahiran Rendah Low-skilled	6.3
100.0	100.0	100.0	100.0	100.0	100.0	100.0	100.0	Perdagangan borong & runcit Wholesale & retail trade	6.1
35.5	35.4	35.4	35.2	35.3	35.3	35.2	35.2	Mahir Skilled	6.1.1
51.4	51.3	51.3	51.3	51.1	51.1	51.2	51.1	Separuh Mahir Semi-skilled	6.1.2
13.1	13.3	13.3	13.5	13.6	13.6	13.6	13.7	Berkemahiran Rendah Low-skilled	6.1.3

(%)

Aktiviti Ekonomi Economic Activity		Suku Tahunan/Quarterly							
		2022				2023			
		I	II	III	IV	I	II	III	IV
6.2	Makanan & minuman dan penginapan <i>Food & beverages and accommodation</i>	100.0	100.0	100.0	100.0	100.0	100.0	100.0	100.0
6.2.1	Mahir <i>Skilled</i>	14.5	14.6	14.6	14.5	14.2	14.3	14.4	14.5
6.2.2	Separuh Mahir <i>Semi-skilled</i>	43.0	42.9	43.1	43.3	43.7	43.5	43.3	43.2
6.2.3	Berkemahiran Rendah <i>Low-skilled</i>	42.5	42.5	42.3	42.2	42.1	42.2	42.3	42.3
6.3	Pengangkutan & penyimpanan <i>Transportation & storage</i>	100.0	100.0	100.0	100.0	100.0	100.0	100.0	100.0
6.3.1	Mahir <i>Skilled</i>	21.2	21.3	21.6	21.9	22.2	22.6	22.9	22.9
6.3.2	Separuh Mahir <i>Semi-skilled</i>	56.0	56.4	56.4	55.7	56.1	56.0	55.9	55.8
6.3.3	Berkemahiran Rendah <i>Low-skilled</i>	22.8	22.3	22.0	22.4	21.7	21.4	21.2	21.3
6.4	Maklumat & komunikasi <i>Information & communication</i>	100.0	100.0	100.0	100.0	100.0	100.0	100.0	100.0
6.4.1	Mahir <i>Skilled</i>	58.5	58.4	58.6	58.6	58.7	58.6	58.6	58.9
6.4.2	Separuh Mahir <i>Semi-skilled</i>	33.4	33.7	33.8	33.8	33.7	33.8	33.8	33.5
6.4.3	Berkemahiran Rendah <i>Low-skilled</i>	8.1	7.9	7.6	7.6	7.6	7.6	7.6	7.6
6.5	Kewangan, insurans, hartanah & perkhidmatan perniagaan <i>Finance, insurance, real estate & business services</i>	100.0	100.0	100.0	100.0	100.0	100.0	100.0	100.0
6.5.1	Mahir <i>Skilled</i>	44.4	44.7	44.9	45.2	45.8	45.9	46.0	46.1
6.5.2	Separuh Mahir <i>Semi-skilled</i>	43.5	43.2	43.1	42.9	42.6	42.6	42.6	42.6
6.5.3	Berkemahiran Rendah <i>Low-skilled</i>	12.1	12.1	12.0	11.9	11.6	11.5	11.4	11.3
6.6	Perkhidmatan lain <i>Other services</i>	100.0	100.0	100.0	100.0	100.0	100.0	100.0	100.0
6.6.1	Mahir <i>Skilled</i>	40.7	40.8	40.7	40.8	40.9	41.0	41.2	41.5
6.6.2	Separuh Mahir <i>Semi-skilled</i>	45.4	45.2	45.3	45.5	45.6	45.4	45.1	44.9
6.6.3	Berkemahiran Rendah <i>Low-skilled</i>	13.9	14.0	14.0	13.7	13.5	13.6	13.7	13.6

(%)

Suku Tahunan/Quarterly								Aktiviti Ekonomi Economic Activity	
2024				2025					
I	II	III	IV	I	II	III	IV ^P		
100.0	100.0	100.0	100.0	100.0	100.0	100.0	100.0	Makanan & minuman dan penginapan <i>Food & beverages and accommodation</i>	6.2
14.6	14.6	14.6	14.6	14.5	14.5	14.5	14.5	Mahir <i>Skilled</i>	6.2.1
43.3	43.3	43.4	43.4	43.5	43.6	43.5	43.2	Separuh Mahir <i>Semi-skilled</i>	6.2.2
42.1	42.1	42.0	42.0	42.0	41.9	42.0	42.3	Berkemahiran Rendah <i>Low-skilled</i>	6.2.3
100.0	100.0	100.0	100.0	100.0	100.0	100.0	100.0	Pengangkutan & penyimpanan <i>Transportation & storage</i>	6.3
22.9	23.1	23.2	23.2	23.2	23.2	23.2	23.1	Mahir <i>Skilled</i>	6.3.1
55.7	55.5	55.5	55.4	55.4	55.6	55.7	55.9	Separuh Mahir <i>Semi-skilled</i>	6.3.2
21.4	21.4	21.3	21.4	21.4	21.2	21.1	21.0	Berkemahiran Rendah <i>Low-skilled</i>	6.3.3
100.0	100.0	100.0	100.0	100.0	100.0	100.0	100.0	Maklumat & komunikasi <i>Information & communication</i>	6.4
58.9	58.8	58.7	58.7	58.7	58.8	58.7	58.7	Mahir <i>Skilled</i>	6.4.1
33.5	33.6	33.7	33.7	33.8	33.7	33.7	33.7	Separuh Mahir <i>Semi-skilled</i>	6.4.2
7.6	7.6	7.6	7.6	7.5	7.5	7.6	7.6	Berkemahiran Rendah <i>Low-skilled</i>	6.4.3
100.0	100.0	100.0	100.0	100.0	100.0	100.0	100.0	Kewangan, insurans, hartanah & perkhidmatan perniagaan <i>Finance, insurance, real estate & business services</i>	6.5
46.2	46.1	46.2	46.2	46.5	46.4	46.6	46.7	Mahir <i>Skilled</i>	6.5.1
42.6	42.8	42.7	42.7	42.5	42.7	42.5	42.4	Separuh Mahir <i>Semi-skilled</i>	6.5.2
11.2	11.1	11.1	11.1	11.0	10.9	10.9	10.9	Berkemahiran Rendah <i>Low-skilled</i>	6.5.3
100.0	100.0	100.0	100.0	100.0	100.0	100.0	100.0	Perkhidmatan lain <i>Other services</i>	6.6
41.6	41.6	41.5	41.4	41.3	41.2	41.1	41.1	Mahir <i>Skilled</i>	6.6.1
44.7	44.8	44.8	45.0	45.1	45.2	45.2	45.3	Separuh Mahir <i>Semi-skilled</i>	6.6.2
13.7	13.6	13.7	13.6	13.6	13.6	13.7	13.6	Berkemahiran Rendah <i>Low-skilled</i>	6.6.3

('000)

Aktiviti Ekonomi <i>Economic Activity</i>		2022	2023	2024	2025 ^P
1	Jumlah Total	8,563.2	8,744.9	8,860.7	9,016.3
2	Pertanian <i>Agriculture</i>	448.1	464.5	469.6	470.3
3	Perlombongan & Pengkuarian <i>Mining & Quarrying</i>	79.1	80.1	80.0	80.0
4	Pembuatan <i>Manufacturing</i>	2,306.5	2,361.0	2,393.2	2,422.3
4.1	Prosesan makanan, minuman & produk tembakau <i>Food processing, beverages & tobacco products</i>	299.3	324.3	338.5	345.2
4.2	Produk tekstil, pakaian & kulit <i>Textiles, wearing apparel & leather products</i>	82.9	86.0	85.9	86.8
4.3	Produk kayu, perabot, keluaran kertas & percetakan <i>Wood products, furniture, paper products & printing</i>	294.7	299.3	303.7	310.7
4.4	Produk petroleum, kimia, getah & plastik <i>Petroleum, chemical, rubber & plastic products</i>	436.3	441.0	442.3	438.1
4.5	Produk mineral bukan logam, logam asas & produk logam yang direka <i>Non-metallic mineral products, basic metal & fabricated metal products</i>	352.1	363.0	370.4	378.1
4.6	Produk elektrik, elektronik & optikal <i>Electrical, electronic & optical products</i>	617.2	616.8	620.7	631.3
4.7	Peralatan pengangkutan, pembuatan lain & pembaikan <i>Transport equipment, other manufacturing & repair</i>	224.1	230.5	231.7	232.2
5	Pembinaan <i>Construction</i>	1,227.5	1,239.2	1,246.3	1,252.3
6	Perkhidmatan <i>Services</i>	4,501.9	4,600.2	4,671.5	4,791.4
6.1	Perdagangan borong & runcit <i>Wholesale & retail trade</i>	1,657.7	1,698.4	1,738.5	1,795.7
6.2	Makanan & minuman dan penginapan <i>Food & beverages and accommodation</i>	790.8	809.0	808.8	833.1
6.3	Pengangkutan & penyimpanan <i>Transportation & storage</i>	409.4	421.6	431.3	442.1
6.4	Maklumat & komunikasi <i>Information & communication</i>	230.9	232.8	236.4	238.9
6.5	Kewangan, insurans, hartanah & perkhidmatan perniagaan <i>Finance, insurance, real estate & business services</i>	905.8	921.3	933.0	949.0
6.6	Perkhidmatan lain <i>Other services</i>	507.3	517.0	523.5	532.7

(%)

Aktiviti Ekonomi <i>Economic Activity</i>		2022	2023	2024	2025 ^P
1	Jumlah <i>Total</i>	100.0	100.0	100.0	100.0
2	Pertanian <i>Agriculture</i>	5.2	5.3	5.3	5.2
3	Perlombongan & Pengkuarian <i>Mining & Quarrying</i>	0.9	0.9	0.9	0.9
4	Pembuatan <i>Manufacturing</i>	26.9	27.0	27.0	26.9
4.1	Prosesan makanan, minuman & produk tembakau <i>Food processing, beverages & tobacco products</i>	3.5	3.7	3.8	3.8
4.2	Produk tekstil, pakaian & kulit <i>Textiles, wearing apparel & leather products</i>	1.0	1.0	1.0	1.0
4.3	Produk kayu, perabot, keluaran kertas & percetakan <i>Wood products, furniture, paper products & printing</i>	3.4	3.4	3.4	3.4
4.4	Produk petroleum, kimia, getah & plastik <i>Petroleum, chemical, rubber & plastic products</i>	5.1	5.0	5.0	4.9
4.5	Produk mineral bukan logam, logam asas & produk logam yang direka <i>Non-metallic mineral products, basic metal & fabricated metal products</i>	4.1	4.2	4.2	4.2
4.6	Produk elektrik, elektronik & optikal <i>Electrical, electronic & optical products</i>	7.2	7.1	7.0	7.0
4.7	Peralatan pengangkutan, pembuatan lain & pembaikan <i>Transport equipment, other manufacturing & repair</i>	2.6	2.6	2.6	2.6
5	Pembinaan <i>Construction</i>	14.4	14.2	14.1	13.9
6	Perkhidmatan <i>Services</i>	52.6	52.6	52.7	53.1
6.1	Perdagangan borong & runcit <i>Wholesale & retail trade</i>	19.4	19.4	19.6	19.9
6.2	Makanan & minuman dan penginapan <i>Food & beverages and accommodation</i>	9.2	9.3	9.1	9.2
6.3	Pengangkutan & penyimpanan <i>Transportation & storage</i>	4.8	4.8	4.9	4.9
6.4	Maklumat & komunikasi <i>Information & communication</i>	2.7	2.7	2.7	2.6
6.5	Kewangan, insurans, hartanah & perkhidmatan perniagaan <i>Finance, insurance, real estate & business services</i>	10.6	10.5	10.5	10.5
6.6	Perkhidmatan lain <i>Other services</i>	5.9	5.9	5.9	5.9

('000)

Aktiviti Ekonomi <i>Economic Activity</i>		Suku Tahunan/ <i>Quarterly</i>							
		2022				2023			
		I	II	III	IV	I	II	III	IV
1	Jumlah Total	8,387.7	8,427.4	8,484.2	8,563.2	8,613.1	8,637.3	8,711.6	8,744.9
2	Pertanian Agriculture	436.7	438.2	439.2	448.1	449.3	451.3	460.8	464.5
3	Perlombongan & Pengkuarian Mining & Quarrying	77.1	77.2	77.9	79.1	79.7	79.9	80.3	80.1
4	Pembuatan Manufacturing	2,237.3	2,251.3	2,283.2	2,306.5	2,322.2	2,320.7	2,356.8	2,361.0
4.1	Prosesan makanan, minuman & produk tembakau <i>Food processing, beverages & tobacco products</i>	283.5	286.2	291.8	299.3	307.2	310.6	321.9	324.3
4.2	Produk tekstil, pakaian & kulit <i>Textiles, wearing apparel & leather products</i>	81.2	80.8	81.0	82.9	84.1	84.8	84.7	86.0
4.3	Produk kayu, perabot, keluaran kertas & percetakan <i>Wood products, furniture, paper products & printing</i>	290.3	290.1	292.7	294.7	296.0	294.6	297.4	299.3
4.4	Produk petroleum, kimia, getah & plastik <i>Petroleum, chemical, rubber & plastic products</i>	425.3	429.4	436.9	436.3	437.0	429.2	436.9	441.0
4.5	Produk mineral bukan logam, logam asas & produk logam yang direka <i>Non-metallic mineral products, basic metal & fabricated metal products</i>	347.1	346.9	349.6	352.1	353.3	353.2	361.2	363.0
4.6	Produk elektrik, elektronik & optikal <i>Electrical, electronic & optical products</i>	591.6	597.6	608.3	617.2	617.2	621.2	624.6	616.8
4.7	Peralatan pengangkutan, pembuatan lain & pembaikan <i>Transport equipment, other manufacturing & repair</i>	218.2	220.3	222.9	224.1	227.4	227.1	230.1	230.5
5	Pembinaan Construction	1,219.7	1,215.7	1,214.4	1,227.5	1,233.2	1,235.3	1,238.5	1,239.2
6	Perkhidmatan Services	4,416.9	4,445.1	4,469.4	4,501.9	4,528.7	4,550.1	4,575.3	4,600.2
6.1	Perdagangan borong & runcit <i>Wholesale & retail trade</i>	1,607.8	1,636.0	1,646.4	1,657.7	1,660.7	1,671.6	1,686.3	1,698.4
6.2	Makanan & minuman dan penginapan <i>Food & beverages and accommodation</i>	788.4	778.2	780.3	790.8	801.4	803.8	806.8	809.0
6.3	Pengangkutan & penyimpanan <i>Transportation & storage</i>	392.5	400.7	404.3	409.4	415.0	417.7	419.0	421.6
6.4	Maklumat & komunikasi <i>Information & communication</i>	228.1	228.8	230.2	230.9	231.4	232.0	232.5	232.8
6.5	Kewangan, insurans, hartanah & perkhidmatan perniagaan <i>Finance, insurance, real estate & business services</i>	895.3	895.1	901.5	905.8	910.7	912.9	916.7	921.3
6.6	Perkhidmatan lain <i>Other services</i>	504.9	506.2	506.7	507.3	509.5	512.0	513.9	517.0

('000)

Suku Tahunan/ <i>Quarterly</i>								Aktiviti Ekonomi <i>Economic Activity</i>	
2024				2025					
I	II	III	IV	I	II	III	IV ^P		
8,745.5	8,763.6	8,820.0	8,860.7	8,870.3	8,902.4	8,965.7	9,016.3	Jumlah Total	1
467.3	468.0	469.0	469.6	468.7	469.2	470.1	470.3	Pertanian Agriculture	2
80.0	80.0	79.7	80.0	80.3	80.4	80.2	80.0	Perlombongan & Pengkuarian Mining & Quarrying	3
2,347.5	2,350.4	2,380.1	2,393.2	2,382.5	2,383.2	2,408.1	2,422.3	Pembuatan Manufacturing	4
328.8	330.7	337.4	338.5	339.5	339.8	344.5	345.2	Prosesan makanan, minuman & produk tembakau <i>Food processing, beverages & tobacco products</i>	4.1
86.8	86.7	86.3	85.9	87.3	86.8	87.0	86.8	Produk tekstil, pakaian & kulit <i>Textiles, wearing apparel & leather products</i>	4.2
296.5	296.1	298.8	303.7	300.8	302.2	304.5	310.7	Produk kayu, perabot, keluaran kertas & percetakan <i>Wood products, furniture, paper products & printing</i>	4.3
436.5	431.4	438.2	442.3	439.4	431.2	437.4	438.1	Produk petroleum, kimia, getah & plastik <i>Petroleum, chemical, rubber & plastic products</i>	4.4
362.8	362.5	369.2	370.4	372.0	370.8	375.8	378.1	Produk mineral bukan logam, logam asas & produk logam yang direka <i>Non-metallic mineral products, basic metal & fabricated metal products</i>	4.5
608.7	614.2	619.1	620.7	615.1	622.5	627.5	631.3	Produk elektrik, elektronik & optikal <i>Electrical, electronic & optical products</i>	4.6
227.3	228.8	231.1	231.7	228.4	230.0	231.5	232.2	Peralatan pengangkutan, pembuatan lain & pembaikan <i>Transport equipment, other manufacturing & repair</i>	4.7
1,240.3	1,241.6	1,244.5	1,246.3	1,247.2	1,248.6	1,250.5	1,252.3	Pembinaan Construction	5
4,610.5	4,623.6	4,646.7	4,671.5	4,691.6	4,721.1	4,756.7	4,791.4	Perkhidmatan Services	6
1,701.2	1,712.8	1,724.4	1,738.5	1,751.4	1,764.8	1,781.3	1,795.7	Perdagangan borong & runcit <i>Wholesale & retail trade</i>	6.1
808.2	802.8	806.8	808.8	810.7	814.0	823.8	833.1	Makanan & minuman dan penginapan <i>Food & beverages and accommodation</i>	6.2
424.1	426.2	428.5	431.3	433.3	435.7	438.4	442.1	Pengangkutan & penyimpanan <i>Transportation & storage</i>	6.3
233.1	233.9	235.2	236.4	237.0	238.1	238.9	238.9	Maklumat & komunikasi <i>Information & communication</i>	6.4
924.6	927.6	930.4	933.0	934.1	940.6	944.0	949.0	Kewangan, insurans, hartanah & perkhidmatan perniagaan <i>Finance, insurance, real estate & business services</i>	6.5
519.2	520.4	521.3	523.5	525.2	527.9	530.4	532.7	Perkhidmatan lain <i>Other services</i>	6.6

(%)

Aktiviti Ekonomi <i>Economic Activity</i>		Suku Tahunan/ <i>Quarterly</i>							
		2022				2023			
		I	II	III	IV	I	II	III	IV
1	Jumlah Total	100.0	100.0	100.0	100.0	100.0	100.0	100.0	100.0
2	Pertanian Agriculture	5.2	5.2	5.2	5.2	5.2	5.2	5.3	5.3
3	Perlombongan & Pengkuarian Mining & Quarrying	0.9	1.0	0.9	0.9	0.9	0.9	0.9	0.9
4	Pembuatan Manufacturing	26.7	26.7	26.9	26.9	27.0	26.9	27.1	27.0
4.1	Prosesan makanan, minuman & produk tembakau <i>Food processing, beverages & tobacco products</i>	3.4	3.4	3.4	3.5	3.6	3.6	3.7	3.7
4.2	Produk tekstil, pakaian & kulit <i>Textiles, wearing apparel & leather products</i>	1.0	1.0	1.0	1.0	1.0	1.0	1.0	1.0
4.3	Produk kayu, perabot, keluaran kertas & percetakan <i>Wood products, furniture, paper products & printing</i>	3.5	3.4	3.4	3.4	3.4	3.4	3.4	3.4
4.4	Produk petroleum, kimia, getah & plastik <i>Petroleum, chemical, rubber & plastic products</i>	5.1	5.1	5.1	5.1	5.1	5.0	5.0	5.0
4.5	Produk mineral bukan logam, logam asas & produk logam yang direka <i>Non-metallic mineral products, basic metal & fabricated metal products</i>	4.1	4.1	4.1	4.1	4.1	4.1	4.1	4.2
4.6	Produk elektrik, elektronik & optikal <i>Electrical, electronic & optical products</i>	7.1	7.1	7.2	7.2	7.2	7.2	7.2	7.1
4.7	Peralatan pengangkutan, pembuatan lain & pembaikan <i>Transport equipment, other manufacturing & repair</i>	2.6	2.6	2.6	2.6	2.6	2.6	2.6	2.6
5	Pembinaan Construction	14.5	14.4	14.3	14.4	14.3	14.3	14.2	14.2
6	Perkhidmatan Services	52.7	52.7	52.7	52.6	52.6	52.7	52.5	52.6
6.1	Perdagangan borong & runcit <i>Wholesale & retail trade</i>	19.2	19.4	19.4	19.4	19.3	19.4	19.4	19.4
6.2	Makanan & minuman dan penginapan <i>Food & beverages and accommodation</i>	9.4	9.2	9.2	9.2	9.3	9.3	9.3	9.3
6.3	Pengangkutan & penyimpanan <i>Transportation & storage</i>	4.7	4.8	4.8	4.8	4.8	4.8	4.8	4.8
6.4	Maklumat & komunikasi <i>Information & communication</i>	2.7	2.7	2.7	2.7	2.7	2.7	2.7	2.7
6.5	Kewangan, insurans, hartanah & perkhidmatan perniagaan <i>Finance, insurance, real estate & business services</i>	10.7	10.6	10.6	10.6	10.6	10.6	10.5	10.5
6.6	Perkhidmatan lain <i>Other services</i>	6.0	6.0	6.0	5.9	5.9	5.9	5.9	5.9

(%)

Suku Tahunan/Quarterly								Aktiviti Ekonomi Economic Activity	
2024				2025					
I	II	III	IV	I	II	III	IV ^P		
100.0	100.0	100.0	100.0	100.0	100.0	100.0	100.0	Jumlah Total	1
5.3	5.3	5.3	5.3	5.3	5.3	5.2	5.2	Pertanian Agriculture	2
0.9	0.9	0.9	0.9	0.9	0.9	0.9	0.9	Perlombongan & Pengkuarian Mining & Quarrying	3
26.9	26.8	27.0	27.0	26.9	26.8	26.9	26.9	Pembuatan Manufacturing	4
3.8	3.8	3.8	3.8	3.8	3.8	3.8	3.8	Prosesan makanan, minuman & produk tembakau Food processing, beverages & tobacco products	4.1
1.0	1.0	1.0	1.0	1.0	1.0	1.0	1.0	Produk tekstil, pakaian & kulit Textiles, wearing apparel & leather products	4.2
3.4	3.4	3.4	3.4	3.4	3.4	3.4	3.4	Produk kayu, perabot, keluaran kertas & percetakan Wood products, furniture, paper products & printing	4.3
5.0	4.9	5.0	5.0	5.0	4.8	4.9	4.9	Produk petroleum, kimia, getah & plastik Petroleum, chemical, rubber & plastic products	4.4
4.1	4.1	4.2	4.2	4.2	4.2	4.2	4.2	Produk mineral bukan logam, logam asas & produk logam yang direka Non-metallic mineral products, basic metal & fabricated metal products	4.5
7.0	7.0	7.0	7.0	6.9	7.0	7.0	7.0	Produk elektrik, elektronik & optikal Electrical, electronic & optical products	4.6
2.6	2.6	2.6	2.6	2.6	2.6	2.6	2.6	Peralatan pengangkutan, pembuatan lain & pembaikan Transport equipment, other manufacturing & repair	4.7
14.2	14.2	14.1	14.1	14.1	14.0	13.9	13.9	Pembinaan Construction	5
52.7	52.8	52.7	52.7	52.8	53.0	53.1	53.1	Perkhidmatan Services	6
19.5	19.5	19.6	19.6	19.7	19.8	19.9	19.9	Perdagangan borong & runcit Wholesale & retail trade	6.1
9.2	9.2	9.1	9.1	9.1	9.1	9.2	9.2	Makanan & minuman dan penginapan Food & beverages and accommodation	6.2
4.8	4.9	4.9	4.9	4.9	4.9	4.9	4.9	Pengangkutan & penyimpanan Transportation & storage	6.3
2.7	2.7	2.7	2.7	2.7	2.7	2.7	2.6	Maklumat & komunikasi Information & communication	6.4
10.6	10.6	10.5	10.5	10.5	10.6	10.5	10.5	Kewangan, insurans, hartanah & perkhidmatan perniagaan Finance, insurance, real estate & business services	6.5
5.9	5.9	5.9	5.9	5.9	5.9	5.9	5.9	Perkhidmatan lain Other services	6.6

('000)

Aktiviti Ekonomi <i>Economic Activity</i>		2022	2023	2024	2025 ^P
1	Jumlah Total	8,563.2	8,744.9	8,860.7	9,016.3
1.1	Mahir <i>Skilled</i>	2,131.9	2,187.9	2,218.6	2,274.4
1.2	Separuh Mahir <i>Semi-skilled</i>	5,352.1	5,481.5	5,550.8	5,621.5
1.3	Berkemahiran Rendah <i>Low-skilled</i>	1,079.1	1,075.5	1,091.2	1,120.4
2	Pertanian Agriculture	448.1	464.5	469.6	470.3
2.1	Mahir <i>Skilled</i>	23.9	24.1	24.4	25.1
2.2	Separuh Mahir <i>Semi-skilled</i>	402.8	418.3	422.9	422.5
2.3	Berkemahiran Rendah <i>Low-skilled</i>	21.4	22.1	22.3	22.7
3	Perlombongan & Pengkuarian Mining & Quarrying	79.1	80.1	80.0	80.0
3.1	Mahir <i>Skilled</i>	23.2	23.4	23.2	23.1
3.2	Separuh Mahir <i>Semi-skilled</i>	46.1	47.0	46.9	47.0
3.3	Berkemahiran Rendah <i>Low-skilled</i>	9.7	9.6	9.9	9.9
4	Pembuatan Manufacturing	2,306.5	2,361.0	2,393.2	2,422.3
4.1	Prosesan makanan, minuman & produk tembakau <i>Food processing, beverages & tobacco products</i>	299.3	324.3	338.5	345.2
4.1.1	Mahir <i>Skilled</i>	38.6	41.8	43.3	44.2
4.1.2	Separuh Mahir <i>Semi-skilled</i>	228.7	248.1	260.5	266.1
4.1.3	Berkemahiran Rendah <i>Low-skilled</i>	32.0	34.4	34.8	34.9
4.2	Produk tekstil, pakaian & kulit <i>Textiles, wearing apparel & leather products</i>	82.9	86.0	85.9	86.8
4.2.1	Mahir <i>Skilled</i>	9.4	9.6	9.7	9.7
4.2.2	Separuh Mahir <i>Semi-skilled</i>	68.3	71.1	71.1	72.1
4.2.3	Berkemahiran Rendah <i>Low-skilled</i>	5.2	5.2	5.1	5.0

('000)

Aktiviti Ekonomi <i>Economic Activity</i>		2022	2023	2024	2025 ^P
4.3	Produk kayu, perabot, keluaran kertas & percetakan <i>Wood products, furniture, paper products & printing</i>	294.7	299.3	303.7	310.7
4.3.1	Mahir <i>Skilled</i>	34.6	34.9	35.0	35.5
4.3.2	Separuh Mahir <i>Semi-skilled</i>	225.1	229.2	232.8	237.7
4.3.3	Berkemahiran Rendah <i>Low-skilled</i>	35.0	35.2	35.9	37.5
4.4	Produk petroleum, kimia, getah & plastik <i>Petroleum, chemical, rubber & plastic products</i>	436.3	441.0	442.3	438.1
4.4.1	Mahir <i>Skilled</i>	79.0	80.0	79.0	78.7
4.4.2	Separuh Mahir <i>Semi-skilled</i>	333.3	337.3	339.6	336.3
4.4.3	Berkemahiran Rendah <i>Low-skilled</i>	24.0	23.7	23.6	23.1
4.5	Produk mineral bukan logam, logam asas & produk logam yang direka <i>Non-metallic mineral products, basic metal & fabricated metal products</i>	352.1	363.0	370.4	378.1
4.5.1	Mahir <i>Skilled</i>	54.1	56.5	59.0	61.6
4.5.2	Separuh Mahir <i>Semi-skilled</i>	272.4	280.2	284.3	288.5
4.5.3	Berkemahiran Rendah <i>Low-skilled</i>	25.6	26.3	27.1	28.0
4.6	Produk elektrik, elektronik & optikal <i>Electrical, electronic & optical products</i>	617.2	616.8	620.7	631.3
4.6.1	Mahir <i>Skilled</i>	140.1	140.8	142.7	154.0
4.6.2	Separuh Mahir <i>Semi-skilled</i>	457.1	456.0	457.9	457.3
4.6.3	Berkemahiran Rendah <i>Low-skilled</i>	20.1	20.0	20.1	20.0
4.7	Peralatan pengangkutan, pembuatan lain & pembaikan <i>Transport equipment, other manufacturing & repair</i>	224.1	230.5	231.7	232.2
4.7.1	Mahir <i>Skilled</i>	48.9	50.1	50.7	53.7
4.7.2	Separuh Mahir <i>Semi-skilled</i>	163.9	168.8	169.5	167.6
4.7.3	Berkemahiran Rendah <i>Low-skilled</i>	11.4	11.6	11.5	10.9
5	Pembinaan <i>Construction</i>	1,227.5	1,239.2	1,246.3	1,252.3
5.1	Mahir <i>Skilled</i>	136.9	138.9	138.0	136.8
5.2	Separuh Mahir <i>Semi-skilled</i>	1,049.2	1,058.0	1,064.8	1,071.7
5.3	Berkemahiran Rendah <i>Low-skilled</i>	41.4	42.4	43.6	43.8

('000)

Aktiviti Ekonomi <i>Economic Activity</i>		2022	2023	2024	2025 ^P
6	Perkhidmatan <i>Services</i>	4,501.9	4,600.2	4,671.5	4,791.4
6.1	Mahir <i>Skilled</i>	1,543.4	1,587.8	1,613.7	1,651.9
6.2	Separuh Mahir <i>Semi-skilled</i>	2,105.3	2,167.5	2,200.5	2,254.9
6.3	Berkemahiran Rendah <i>Low-skilled</i>	853.3	844.9	857.3	884.6
6.1	Perdagangan borong & runcit <i>Wholesale & retail trade</i>	1,657.7	1,698.4	1,738.5	1,795.7
6.1.1	Mahir <i>Skilled</i>	589.7	601.0	611.4	629.6
6.1.2	Separuh Mahir <i>Semi-skilled</i>	834.9	877.0	894.4	921.1
6.1.3	Berkemahiran Rendah <i>Low-skilled</i>	233.0	220.4	232.7	245.0
6.2	Makanan & minuman dan penginapan <i>Food & beverages and accommodation</i>	790.8	809.0	808.8	833.1
6.2.1	Mahir <i>Skilled</i>	114.4	117.4	117.6	120.8
6.2.2	Separuh Mahir <i>Semi-skilled</i>	341.7	349.2	351.1	359.5
6.2.3	Berkemahiran Rendah <i>Low-skilled</i>	334.6	342.4	340.2	352.8
6.3	Pengangkutan & penyimpanan <i>Transportation & storage</i>	409.4	421.6	431.3	442.1
6.3.1	Mahir <i>Skilled</i>	89.9	96.5	100.0	102.1
6.3.2	Separuh Mahir <i>Semi-skilled</i>	228.3	235.1	238.9	247.2
6.3.3	Berkemahiran Rendah <i>Low-skilled</i>	91.2	90.0	92.4	92.8
6.4	Maklumat & komunikasi <i>Information & communication</i>	230.9	232.8	236.4	238.9
6.4.1	Mahir <i>Skilled</i>	135.4	137.4	139.1	140.5
6.4.2	Separuh Mahir <i>Semi-skilled</i>	78.3	78.2	79.8	80.8
6.4.3	Berkemahiran Rendah <i>Low-skilled</i>	17.2	17.3	17.6	17.6
6.5	Kewangan, insurans, hartanah & perkhidmatan perniagaan <i>Finance, insurance, real estate & business services</i>	905.8	921.3	933.0	949.0
6.5.1	Mahir <i>Skilled</i>	406.3	421.1	428.7	440.2
6.5.2	Separuh Mahir <i>Semi-skilled</i>	391.5	395.7	401.1	404.9
6.5.3	Berkemahiran Rendah <i>Low-skilled</i>	108.0	104.5	103.3	103.9
6.6	Perkhidmatan lain <i>Other services</i>	507.3	517.0	523.5	532.7
6.6.1	Mahir <i>Skilled</i>	207.6	214.3	216.9	218.9
6.6.2	Separuh Mahir <i>Semi-skilled</i>	230.5	232.2	235.3	241.4
6.6.3	Berkemahiran Rendah <i>Low-skilled</i>	69.2	70.4	71.3	72.5

(%)

Aktiviti Ekonomi <i>Economic Activity</i>		2022	2023	2024	2025 ^P
1	Jumlah Total	100.0	100.0	100.0	100.0
1.1	Mahir <i>Skilled</i>	24.9	25.0	25.0	25.3
1.2	Separuh Mahir <i>Semi-skilled</i>	62.5	62.7	62.7	62.3
1.3	Berkemahiran Rendah <i>Low-skilled</i>	12.6	12.3	12.3	12.4
2	Pertanian Agriculture	100.0	100.0	100.0	100.0
2.1	Mahir <i>Skilled</i>	5.3	5.2	5.2	5.4
2.2	Separuh Mahir <i>Semi-skilled</i>	89.9	90.1	90.1	89.8
2.3	Berkemahiran Rendah <i>Low-skilled</i>	4.8	4.7	4.7	4.8
3	Perlombongan & Pengkuarian Mining & Quarrying	100.0	100.0	100.0	100.0
3.1	Mahir <i>Skilled</i>	29.4	29.3	29.0	28.9
3.2	Separuh Mahir <i>Semi-skilled</i>	58.3	58.7	58.7	58.7
3.3	Berkemahiran Rendah <i>Low-skilled</i>	12.3	12.0	12.3	12.4
4	Pembuatan Manufacturing	100.0	100.0	100.0	100.0
4.1	Mahir <i>Skilled</i>	17.5	17.6	17.5	18.1
4.2	Separuh Mahir <i>Semi-skilled</i>	75.8	75.8	75.9	75.4
4.3	Berkemahiran Rendah <i>Low-skilled</i>	6.7	6.6	6.6	6.5
4.1	Prosesan makanan, minuman & produk tembakau <i>Food processing, beverages & tobacco products</i>	100.0	100.0	100.0	100.0
4.1.1	Mahir <i>Skilled</i>	12.9	12.9	12.8	12.8
4.1.2	Separuh Mahir <i>Semi-skilled</i>	76.4	76.5	76.9	77.1
4.1.3	Berkemahiran Rendah <i>Low-skilled</i>	10.7	10.6	10.3	10.1
4.2	Produk tekstil, pakaian & kulit <i>Textiles, wearing apparel & leather products</i>	100.0	100.0	100.0	100.0
4.2.1	Mahir <i>Skilled</i>	11.3	11.2	11.3	11.2
4.2.2	Separuh Mahir <i>Semi-skilled</i>	82.4	82.7	82.7	83.0
4.2.3	Berkemahiran Rendah <i>Low-skilled</i>	6.3	6.1	6.0	5.8

3.3b

Peratus Sumbangan Jawatan Diisi Tahunan mengikut Aktiviti Ekonomi dan Kemahiran, 2022 - 2025 (samb.)

Annual Percentage Share of Filled Jobs by Economic Activity and Skill, 2022 - 2025 (cont'd)

(%)

Aktiviti Ekonomi <i>Economic Activity</i>		2022	2023	2024	2025 ^P
4.3	Produk kayu, perabot, keluaran kertas & percetakan <i>Wood products, furniture, paper products & printing</i>	100.0	100.0	100.0	100.0
4.3.1	Mahir <i>Skilled</i>	11.7	11.7	11.5	11.4
4.3.2	Separuh Mahir <i>Semi-skilled</i>	76.4	76.6	76.7	76.5
4.3.3	Berkemahiran Rendah <i>Low-skilled</i>	11.9	11.7	11.8	12.1
4.4	Produk petroleum, kimia, getah & plastik <i>Petroleum, chemical, rubber & plastic products</i>	100.0	100.0	100.0	100.0
4.4.1	Mahir <i>Skilled</i>	18.1	18.1	17.9	18.0
4.4.2	Separuh Mahir <i>Semi-skilled</i>	76.4	76.5	76.8	76.8
4.4.3	Berkemahiran Rendah <i>Low-skilled</i>	5.5	5.4	5.3	5.2
4.5	Produk mineral bukan logam, logam asas & produk logam yang direka <i>Non-metallic mineral products, basic metal & fabricated metal products</i>	100.0	100.0	100.0	100.0
4.5.1	Mahir <i>Skilled</i>	15.3	15.6	15.9	16.3
4.5.2	Separuh Mahir <i>Semi-skilled</i>	77.4	77.2	76.8	76.3
4.5.3	Berkemahiran Rendah <i>Low-skilled</i>	7.3	7.2	7.3	7.4
4.6	Produk elektrik, elektronik & optikal <i>Electrical, electronic & optical products</i>	100.0	100.0	100.0	100.0
4.6.1	Mahir <i>Skilled</i>	22.6	22.9	23.0	24.4
4.6.2	Separuh Mahir <i>Semi-skilled</i>	74.1	73.9	73.8	72.4
4.6.3	Berkemahiran Rendah <i>Low-skilled</i>	3.3	3.2	3.2	3.2
4.7	Peralatan pengangkutan, pembuatan lain & pembaikan <i>Transport equipment, other manufacturing & repair</i>	100.0	100.0	100.0	100.0
4.7.1	Mahir <i>Skilled</i>	21.8	21.8	21.9	23.1
4.7.2	Separuh Mahir <i>Semi-skilled</i>	73.1	73.2	73.1	72.2
4.7.3	Berkemahiran Rendah <i>Low-skilled</i>	5.1	5.0	5.0	4.7
5	Pembinaan <i>Construction</i>	100.0	100.0	100.0	100.0
5.1	Mahir <i>Skilled</i>	11.1	11.2	11.1	10.9
5.2	Separuh Mahir <i>Semi-skilled</i>	85.5	85.4	85.4	85.6
5.3	Berkemahiran Rendah <i>Low-skilled</i>	3.4	3.4	3.5	3.5

(%)

Aktiviti Ekonomi <i>Economic Activity</i>		2022	2023	2024	2025 ^P
6	Perkhidmatan <i>Services</i>	100.0	100.0	100.0	100.0
6.1	Mahir <i>Skilled</i>	34.2	34.5	34.5	34.5
6.2	Separuh Mahir <i>Semi-skilled</i>	46.8	47.1	47.1	47.1
6.3	Berkemahiran Rendah <i>Low-skilled</i>	19.0	18.4	18.4	18.4
6.1	Perdagangan borong & runcit <i>Wholesale & retail trade</i>	100.0	100.0	100.0	100.0
6.1.1	Mahir <i>Skilled</i>	35.5	35.4	35.2	35.1
6.1.2	Separuh Mahir <i>Semi-skilled</i>	50.4	51.6	51.4	51.3
6.1.3	Berkemahiran Rendah <i>Low-skilled</i>	14.1	13.0	13.4	13.6
6.2	Makanan & minuman dan penginapan <i>Food & beverages and accommodation</i>	100.0	100.0	100.0	100.0
6.2.1	Mahir <i>Skilled</i>	14.5	14.5	14.5	14.5
6.2.2	Separuh Mahir <i>Semi-skilled</i>	43.2	43.2	43.4	43.2
6.2.3	Berkemahiran Rendah <i>Low-skilled</i>	42.3	42.3	42.1	42.3
6.3	Pengangkutan & penyimpanan <i>Transportation & storage</i>	100.0	100.0	100.0	100.0
6.3.1	Mahir <i>Skilled</i>	22.0	22.9	23.2	23.1
6.3.2	Separuh Mahir <i>Semi-skilled</i>	55.7	55.8	55.4	55.9
6.3.3	Berkemahiran Rendah <i>Low-skilled</i>	22.3	21.3	21.4	21.0
6.4	Maklumat & komunikasi <i>Information & communication</i>	100.0	100.0	100.0	100.0
6.4.1	Mahir <i>Skilled</i>	58.7	59.0	58.8	58.8
6.4.2	Separuh Mahir <i>Semi-skilled</i>	33.9	33.6	33.8	33.8
6.4.3	Berkemahiran Rendah <i>Low-skilled</i>	7.4	7.4	7.4	7.4
6.5	Kewangan, insurans, hartanah & perkhidmatan perniagaan <i>Finance, insurance, real estate & business services</i>	100.0	100.0	100.0	100.0
6.5.1	Mahir <i>Skilled</i>	44.9	45.8	45.9	46.4
6.5.2	Separuh Mahir <i>Semi-skilled</i>	43.2	42.9	43.0	42.7
6.5.3	Berkemahiran Rendah <i>Low-skilled</i>	11.9	11.3	11.1	10.9
6.6	Perkhidmatan lain <i>Other services</i>	100.0	100.0	100.0	100.0
6.6.1	Mahir <i>Skilled</i>	40.9	41.5	41.4	41.1
6.6.2	Separuh Mahir <i>Semi-skilled</i>	45.4	44.9	45.0	45.3
6.6.3	Berkemahiran Rendah <i>Low-skilled</i>	13.7	13.6	13.6	13.6

(%)

Aktiviti Ekonomi <i>Economic Activity</i>		2022	2023	2024	2025 ^P
1	Jumlah Total	97.8	97.9	97.9	97.8
1.1	Mahir <i>Skilled</i>	97.8	97.8	97.9	97.9
1.2	Separuh Mahir <i>Semi-skilled</i>	98.1	98.1	98.1	98.1
1.3	Berkemahiran Rendah <i>Low-skilled</i>	96.6	96.7	96.7	96.7
2	Pertanian Agriculture	93.4	93.7	93.6	93.6
2.1	Mahir <i>Skilled</i>	84.8	84.6	84.5	84.7
2.2	Separuh Mahir <i>Semi-skilled</i>	95.1	95.3	95.2	95.2
2.3	Berkemahiran Rendah <i>Low-skilled</i>	76.1	78.4	78.3	78.3
3	Perlombongan & Pengkuarian Mining & Quarrying	99.5	99.3	99.3	99.3
3.1	Mahir <i>Skilled</i>	99.5	99.5	99.5	99.4
3.2	Separuh Mahir <i>Semi-skilled</i>	99.5	99.3	99.3	99.3
3.3	Berkemahiran Rendah <i>Low-skilled</i>	99.2	98.9	99.0	99.1
4	Pembuatan Manufacturing	95.5	95.6	95.6	95.4
4.1	Mahir <i>Skilled</i>	94.2	94.4	94.4	94.2
4.2	Separuh Mahir <i>Semi-skilled</i>	96.5	96.5	96.5	96.4
4.3	Berkemahiran Rendah <i>Low-skilled</i>	88.9	89.2	89.0	88.8
4.1	Prosesan makanan, minuman & produk tembakau <i>Food processing, beverages & tobacco products</i>	95.7	95.9	95.9	95.8
4.1.1	Mahir <i>Skilled</i>	94.4	94.7	94.9	94.7
4.1.2	Separuh Mahir <i>Semi-skilled</i>	96.9	97.1	97.0	96.9
4.1.3	Berkemahiran Rendah <i>Low-skilled</i>	88.8	89.4	89.4	89.2
4.2	Produk tekstil, pakaian & kulit <i>Textiles, wearing apparel & leather products</i>	96.3	96.6	96.5	96.5
4.2.1	Mahir <i>Skilled</i>	94.1	94.5	94.5	94.5
4.2.2	Separuh Mahir <i>Semi-skilled</i>	97.4	97.6	97.5	97.6
4.2.3	Berkemahiran Rendah <i>Low-skilled</i>	87.1	87.2	87.1	87.0

(%)

Aktiviti Ekonomi <i>Economic Activity</i>		2022	2023	2024	2025 ^P
4.3	Produk kayu, perabot, keluaran kertas & percetakan <i>Wood products, furniture, paper products & printing</i>	95.6	95.6	95.7	95.4
4.3.1	Mahir <i>Skilled</i>	94.9	94.7	94.6	94.3
4.3.2	Separuh Mahir <i>Semi-skilled</i>	97.2	97.1	97.3	97.1
4.3.3	Berkemahiran Rendah <i>Low-skilled</i>	87.3	87.5	87.0	86.7
4.4	Produk petroleum, kimia, getah & plastik <i>Petroleum, chemical, rubber & plastic products</i>	95.5	95.7	95.7	95.5
4.4.1	Mahir <i>Skilled</i>	94.4	94.8	94.9	94.6
4.4.2	Separuh Mahir <i>Semi-skilled</i>	96.0	96.1	96.1	95.9
4.4.3	Berkemahiran Rendah <i>Low-skilled</i>	92.4	92.9	93.1	92.8
4.5	Produk mineral bukan logam, logam asas & produk logam yang direka <i>Non-metallic mineral products, basic metal & fabricated metal products</i>	96.2	96.2	96.1	95.8
4.5.1	Mahir <i>Skilled</i>	94.0	94.1	94.1	93.9
4.5.2	Separuh Mahir <i>Semi-skilled</i>	97.4	97.3	97.2	97.0
4.5.3	Berkemahiran Rendah <i>Low-skilled</i>	89.1	89.4	89.3	89.1
4.6	Produk elektrik, elektronik & optikal <i>Electrical, electronic & optical products</i>	94.9	94.9	94.8	94.6
4.6.1	Mahir <i>Skilled</i>	93.9	94.0	93.9	93.8
4.6.2	Separuh Mahir <i>Semi-skilled</i>	95.6	95.6	95.5	95.3
4.6.3	Berkemahiran Rendah <i>Low-skilled</i>	86.6	86.6	86.2	86.2
4.7	Peralatan pengangkutan, pembuatan lain & pembaikan <i>Transport equipment, other manufacturing & repair</i>	95.8	95.9	95.9	95.8
4.7.1	Mahir <i>Skilled</i>	94.7	94.7	94.7	94.7
4.7.2	Separuh Mahir <i>Semi-skilled</i>	96.5	96.6	96.5	96.5
4.7.3	Berkemahiran Rendah <i>Low-skilled</i>	91.3	91.5	91.5	91.6
5	Pembinaan <i>Construction</i>	98.1	98.0	98.0	98.1
5.1	Mahir <i>Skilled</i>	96.7	96.5	96.7	96.9
5.2	Separuh Mahir <i>Semi-skilled</i>	98.7	98.7	98.7	98.7
5.3	Berkemahiran Rendah <i>Low-skilled</i>	88.7	87.3	87.2	87.4

(%)

Aktiviti Ekonomi <i>Economic Activity</i>		2022	2023	2024	2025 ^P
6	Perkhidmatan <i>Services</i>	99.4	99.5	99.5	99.5
6.1	Mahir <i>Skilled</i>	99.0	99.1	99.2	99.2
6.2	Separuh Mahir <i>Semi-skilled</i>	99.6	99.7	99.7	99.7
6.3	Berkemahiran Rendah <i>Low-skilled</i>	99.2	99.4	99.4	99.4
6.1	Perdagangan borong & runcit <i>Wholesale & retail trade</i>	99.3	99.4	99.4	99.5
6.1.1	Mahir <i>Skilled</i>	99.2	99.2	99.2	99.3
6.1.2	Separuh Mahir <i>Semi-skilled</i>	99.7	99.8	99.8	99.8
6.1.3	Berkemahiran Rendah <i>Low-skilled</i>	98.5	98.8	98.8	98.8
6.2	Makanan & minuman dan penginapan <i>Food & beverages and accommodation</i>	99.6	99.8	99.8	99.8
6.2.1	Mahir <i>Skilled</i>	99.6	99.8	99.8	99.8
6.2.2	Separuh Mahir <i>Semi-skilled</i>	99.4	99.7	99.7	99.7
6.2.3	Berkemahiran Rendah <i>Low-skilled</i>	99.9	99.9	99.9	99.9
6.3	Pengangkutan & penyimpanan <i>Transportation & storage</i>	99.6	99.7	99.7	99.7
6.3.1	Mahir <i>Skilled</i>	99.8	99.7	99.6	99.7
6.3.2	Separuh Mahir <i>Semi-skilled</i>	99.8	99.7	99.7	99.7
6.3.3	Berkemahiran Rendah <i>Low-skilled</i>	99.1	99.6	99.7	99.6
6.4	Maklumat & komunikasi <i>Information & communication</i>	99.6	99.6	99.6	99.6
6.4.1	Mahir <i>Skilled</i>	99.7	99.8	99.8	99.8
6.4.2	Separuh Mahir <i>Semi-skilled</i>	99.8	99.9	99.9	99.8
6.4.3	Berkemahiran Rendah <i>Low-skilled</i>	97.7	97.4	97.3	97.1
6.5	Kewangan, insurans, hartanah & perkhidmatan perniagaan <i>Finance, insurance, real estate & business services</i>	98.9	99.0	99.0	99.1
6.5.1	Mahir <i>Skilled</i>	98.0	98.3	98.4	98.5
6.5.2	Separuh Mahir <i>Semi-skilled</i>	99.7	99.7	99.7	99.6
6.5.3	Berkemahiran Rendah <i>Low-skilled</i>	99.2	99.2	99.2	99.2
6.6	Perkhidmatan lain <i>Other services</i>	99.5	99.6	99.6	99.6
6.6.1	Mahir <i>Skilled</i>	99.6	99.7	99.7	99.7
6.6.2	Separuh Mahir <i>Semi-skilled</i>	99.4	99.6	99.5	99.5
6.6.3	Berkemahiran Rendah <i>Low-skilled</i>	99.4	99.4	99.5	99.4

Muka surat ini sengaja dibiarkan kosong
This page is deliberately left blank

('000)

Aktiviti Ekonomi <i>Economic Activity</i>		Suku Tahunan/ <i>Quarterly</i>							
		2022				2023			
		I	II	III	IV	I	II	III	IV
1	Jumlah Total	8,387.7	8,427.4	8,484.2	8,563.2	8,613.1	8,637.3	8,711.6	8,744.9
1.1	Mahir <i>Skilled</i>	2,072.0	2,094.4	2,109.1	2,131.9	2,146.4	2,156.1	2,173.2	2,187.9
1.2	Separuh Mahir <i>Semi-skilled</i>	5,242.0	5,259.0	5,299.5	5,352.1	5,388.7	5,401.4	5,455.4	5,481.5
1.3	Berkemahiran Rendah <i>Low-skilled</i>	1,073.7	1,074.0	1,075.5	1,079.1	1,078.0	1,079.7	1,083.0	1,075.5
2	Pertanian <i>Agriculture</i>	436.7	438.2	439.2	448.1	449.3	451.3	460.8	464.5
2.1	Mahir <i>Skilled</i>	25.0	24.8	24.6	23.9	23.8	24.0	23.9	24.1
2.2	Separuh Mahir <i>Semi-skilled</i>	390.5	392.1	393.8	402.8	404.1	405.0	414.7	418.3
2.3	Berkemahiran Rendah <i>Low-skilled</i>	21.2	21.3	20.7	21.4	21.5	22.3	22.1	22.1
3	Perlombongan & Pengkuarian <i>Mining & Quarrying</i>	77.1	77.2	77.9	79.1	79.7	79.9	80.3	80.1
3.1	Mahir <i>Skilled</i>	23.4	23.5	22.9	23.2	23.5	23.5	23.6	23.4
3.2	Separuh Mahir <i>Semi-skilled</i>	44.4	44.3	45.4	46.1	46.4	46.8	47.2	47.0
3.3	Berkemahiran Rendah <i>Low-skilled</i>	9.3	9.4	9.6	9.7	9.7	9.6	9.5	9.6
4	Pembuatan <i>Manufacturing</i>	2,237.3	2,251.3	2,283.2	2,306.5	2,322.2	2,320.7	2,356.8	2,361.0
4.1	Mahir <i>Skilled</i>	391.2	393.3	399.2	404.5	407.6	407.2	413.2	413.8
4.2	Separuh Mahir <i>Semi-skilled</i>	1,696.6	1,707.8	1,732.2	1,748.7	1,759.7	1,759.6	1,787.1	1,790.8
4.3	Berkemahiran Rendah <i>Low-skilled</i>	149.5	150.2	151.8	153.4	154.9	153.9	156.5	156.4
4.1	Prosesan makanan, minuman & produk tembakau <i>Food processing, beverages & tobacco products</i>	283.5	286.2	291.8	299.3	307.2	310.6	321.9	324.3
4.1.1	Mahir <i>Skilled</i>	36.4	36.7	37.6	38.6	39.5	39.8	41.5	41.8
4.1.2	Separuh Mahir <i>Semi-skilled</i>	216.5	218.6	223.0	228.7	234.6	237.3	246.1	248.1
4.1.3	Berkemahiran Rendah <i>Low-skilled</i>	30.7	30.8	31.2	32.0	33.1	33.4	34.3	34.4

('000)

Suku Tahunan/ <i>Quarterly</i>								Aktiviti Ekonomi <i>Economic Activity</i>		
2024				2025						
I	II	III	IV	I	II	III	IV ^P			
8,745.5	8,763.6	8,820.0	8,860.7	8,870.3	8,902.4	8,965.7	9,016.3	Jumlah Total	1	
2,192.3	2,194.7	2,207.1	2,218.6	2,228.1	2,241.2	2,257.8	2,274.4	Mahir Skilled	1.1	
5,480.2	5,491.5	5,527.8	5,550.8	5,548.2	5,564.3	5,600.2	5,621.5	Separuh Mahir Semi-skilled	1.2	
1,073.1	1,077.4	1,085.1	1,091.2	1,094.1	1,096.9	1,107.7	1,120.4	Berkemahiran Rendah Low-skilled	1.3	
467.3	468.0	469.0	469.6	468.7	469.2	470.1	470.3	Pertanian Agriculture	2	
24.0	24.1	24.0	24.4	24.4	24.6	24.9	25.1	Mahir Skilled	2.1	
421.2	421.8	422.9	422.9	422.4	422.4	422.5	422.5	Separuh Mahir Semi-skilled	2.2	
22.1	22.1	22.2	22.3	22.0	22.2	22.7	22.7	Berkemahiran Rendah Low-skilled	2.3	
80.0	80.0	79.7	80.0	80.3	80.4	80.2	80.0	Perlombongan & Pengkuarian Mining & Quarrying	3	
23.4	23.4	23.2	23.2	23.4	23.4	23.5	23.1	Mahir Skilled	3.1	
46.9	46.9	46.8	46.9	47.1	47.0	46.9	47.0	Separuh Mahir Semi-skilled	3.2	
9.7	9.7	9.7	9.9	9.9	9.9	9.8	9.9	Berkemahiran Rendah Low-skilled	3.3	
2,347.5	2,350.4	2,380.1	2,393.2	2,382.5	2,383.2	2,408.1	2,422.3	Pembuatan Manufacturing	4	
410.2	409.7	414.7	419.4	419.1	423.4	430.4	437.5	Mahir Skilled	4.1	
1,781.9	1,785.2	1,808.0	1,815.6	1,806.0	1,802.9	1,819.7	1,825.5	Separuh Mahir Semi-skilled	4.2	
155.3	155.5	157.4	158.2	157.3	156.8	158.0	159.3	Berkemahiran Rendah Low-skilled	4.3	
328.8	330.7	337.4	338.5	339.5	339.8	344.5	345.2	Prosesan makanan, minuman & produk tembakau <i>Food processing, beverages & tobacco products</i>	4.1	
42.2	42.3	43.1	43.3	43.6	43.8	44.2	44.2	Mahir Skilled	4.1.1	
252.1	254.0	259.5	260.5	261.1	261.6	265.5	266.1	Separuh Mahir Semi-skilled	4.1.2	
34.5	34.4	34.9	34.8	34.7	34.5	34.8	34.9	Berkemahiran Rendah Low-skilled	4.1.3	

('000)

Aktiviti Ekonomi <i>Economic Activity</i>		Suku Tahunan/ <i>Quarterly</i>							
		2022				2023			
		I	II	III	IV	I	II	III	IV
4.2	Produk tekstil, pakaian & kulit <i>Textiles, wearing apparel & leather products</i>	81.2	80.8	81.0	82.9	84.1	84.8	84.7	86.0
4.2.1	Mahir <i>Skilled</i>	9.1	9.1	9.1	9.4	9.5	9.6	9.6	9.6
4.2.2	Separuh Mahir <i>Semi-skilled</i>	66.9	66.6	66.7	68.3	69.4	70.0	69.9	71.1
4.2.3	Berkemahiran Rendah <i>Low-skilled</i>	5.2	5.2	5.2	5.2	5.2	5.2	5.2	5.2
4.3	Produk kayu, perabot, keluaran kertas & percetakan <i>Wood products, furniture, paper products & printing</i>	290.3	290.1	292.7	294.7	296.0	294.6	297.4	299.3
4.3.1	Mahir <i>Skilled</i>	33.6	33.7	34.1	34.6	34.8	34.3	34.6	34.9
4.3.2	Separuh Mahir <i>Semi-skilled</i>	222.1	221.8	223.7	225.1	226.3	225.9	227.8	229.2
4.3.3	Berkemahiran Rendah <i>Low-skilled</i>	34.6	34.6	34.9	35.0	34.9	34.5	35.0	35.2
4.4	Produk petroleum, kimia, getah & plastik <i>Petroleum, chemical, rubber & plastic products</i>	425.3	429.4	436.9	436.3	437.0	429.2	436.9	441.0
4.4.1	Mahir <i>Skilled</i>	77.6	78.3	78.9	79.0	79.3	78.6	79.7	80.0
4.4.2	Separuh Mahir <i>Semi-skilled</i>	324.9	327.8	334.1	333.3	333.6	327.1	333.3	337.3
4.4.3	Berkemahiran Rendah <i>Low-skilled</i>	22.9	23.4	24.0	24.0	24.1	23.4	23.9	23.7
4.5	Produk mineral bukan logam, logam asas & produk logam yang direka <i>Non-metallic mineral products, basic metal & fabricated metal products</i>	347.1	346.9	349.6	352.1	353.3	353.2	361.2	363.0
4.5.1	Mahir <i>Skilled</i>	53.4	53.4	53.8	54.1	54.2	54.1	55.6	56.5
4.5.2	Separuh Mahir <i>Semi-skilled</i>	268.5	268.4	270.5	272.4	273.5	273.5	279.5	280.2
4.5.3	Berkemahiran Rendah <i>Low-skilled</i>	25.2	25.2	25.3	25.6	25.6	25.6	26.2	26.3

('000)

Suku Tahunan/ <i>Quarterly</i>								Aktiviti Ekonomi <i>Economic Activity</i>	
2024				2025					
I	II	III	IV	I	II	III	IV ^P		
86.8	86.7	86.3	85.9	87.3	86.8	87.0	86.8	Produk tekstil, pakaian & kulit <i>Textiles, wearing apparel & leather products</i>	4.2
9.7	9.8	9.8	9.7	9.8	9.7	9.7	9.7	Mahir <i>Skilled</i>	4.2.1
71.9	71.7	71.3	71.1	72.4	72.1	72.3	72.1	Separuh Mahir <i>Semi-skilled</i>	4.2.2
5.2	5.3	5.2	5.1	5.1	5.0	5.0	5.0	Berkemahiran Rendah <i>Low-skilled</i>	4.2.3
296.5	296.1	298.8	303.7	300.8	302.2	304.5	310.7	Produk kayu, perabot, keluaran kertas & percetakan <i>Wood products, furniture, paper products & printing</i>	4.3
34.6	34.3	34.8	35.0	34.4	34.1	34.6	35.5	Mahir <i>Skilled</i>	4.3.1
227.4	227.0	228.8	232.8	230.4	231.5	233.3	237.7	Separuh Mahir <i>Semi-skilled</i>	4.3.2
34.6	34.9	35.2	35.9	35.9	36.6	36.7	37.5	Berkemahiran Rendah <i>Low-skilled</i>	4.3.3
436.5	431.4	438.2	442.3	439.4	431.2	437.4	438.1	Produk petroleum, kimia, getah & plastik <i>Petroleum, chemical, rubber & plastic products</i>	4.4
79.4	77.7	78.3	79.0	78.6	77.3	77.9	78.7	Mahir <i>Skilled</i>	4.4.1
333.7	330.5	336.5	339.6	337.8	331.5	336.5	336.3	Separuh Mahir <i>Semi-skilled</i>	4.4.2
23.4	23.1	23.5	23.6	23.0	22.4	22.9	23.1	Berkemahiran Rendah <i>Low-skilled</i>	4.4.3
362.8	362.5	369.2	370.4	372.0	370.8	375.8	378.1	Produk mineral bukan logam, logam asas & produk logam yang direka <i>Non-metallic mineral products, basic metal & fabricated metal products</i>	4.5
56.5	56.8	58.2	59.0	59.6	59.9	60.9	61.6	Mahir <i>Skilled</i>	4.5.1
280.1	279.3	284.0	284.3	285.1	283.6	287.3	288.5	Separuh Mahir <i>Semi-skilled</i>	4.5.2
26.2	26.4	27.1	27.1	27.3	27.3	27.6	28.0	Berkemahiran Rendah <i>Low-skilled</i>	4.5.3

('000)

Aktiviti Ekonomi <i>Economic Activity</i>		Suku Tahunan/ <i>Quarterly</i>							
		2022				2023			
		I	II	III	IV	I	II	III	IV
4.6	Produk elektrik, elektronik & optikal <i>Electrical, electronic & optical products</i>	591.6	597.6	608.3	617.2	617.2	621.2	624.6	616.8
4.6.1	Mahir <i>Skilled</i>	133.1	134.1	137.2	140.1	140.8	141.2	142.2	140.8
4.6.2	Separuh Mahir <i>Semi-skilled</i>	438.9	443.8	451.3	457.1	456.0	459.7	462.0	456.0
4.6.3	Berkemahiran Rendah <i>Low-skilled</i>	19.6	19.7	19.8	20.1	20.4	20.3	20.4	20.0
4.7	Peralatan pengangkutan, pembuatan lain & pembaikan <i>Transport equipment, other manufacturing & repair</i>	218.2	220.3	222.9	224.1	227.4	227.1	230.1	230.5
4.7.1	Mahir <i>Skilled</i>	48.0	48.0	48.5	48.9	49.6	49.5	50.1	50.1
4.7.2	Separuh Mahir <i>Semi-skilled</i>	158.9	160.9	163.0	163.9	166.3	166.1	168.3	168.8
4.7.3	Berkemahiran Rendah <i>Low-skilled</i>	11.3	11.4	11.3	11.4	11.6	11.6	11.7	11.6
5	Pembinaan <i>Construction</i>	1,219.7	1,215.7	1,214.4	1,227.5	1,233.2	1,235.3	1,238.5	1,239.2
5.1	Mahir <i>Skilled</i>	135.6	134.4	135.0	136.9	137.3	138.2	138.6	138.9
5.2	Separuh Mahir <i>Semi-skilled</i>	1,044.1	1,041.7	1,040.2	1,049.2	1,053.8	1,053.5	1,057.5	1,058.0
5.3	Berkemahiran Rendah <i>Low-skilled</i>	40.0	39.6	39.2	41.4	42.1	43.7	42.4	42.4
6	Perkhidmatan <i>Services</i>	4,416.9	4,445.1	4,469.4	4,501.9	4,528.7	4,550.1	4,575.3	4,600.2
6.1	Mahir <i>Skilled</i>	1,496.9	1,518.4	1,527.5	1,543.4	1,554.2	1,563.3	1,574.0	1,587.8
6.2	Separuh Mahir <i>Semi-skilled</i>	2,066.4	2,073.2	2,087.9	2,105.3	2,124.7	2,136.6	2,148.9	2,167.5
6.3	Berkemahiran Rendah <i>Low-skilled</i>	853.6	853.5	854.1	853.3	849.8	850.2	852.4	844.9
6.1	Perdagangan borong & runcit <i>Wholesale & retail trade</i>	1,607.8	1,636.0	1,646.4	1,657.7	1,660.7	1,671.6	1,686.3	1,698.4
6.1.1	Mahir <i>Skilled</i>	564.9	582.5	584.1	589.7	590.5	592.6	595.8	601.0
6.1.2	Separuh Mahir <i>Semi-skilled</i>	809.2	816.7	824.2	834.9	840.4	850.4	861.0	877.0
6.1.3	Berkemahiran Rendah <i>Low-skilled</i>	233.7	236.9	238.1	233.0	229.7	228.6	229.5	220.4

('000)

Suku Tahunan/ <i>Quarterly</i>								Aktiviti Ekonomi <i>Economic Activity</i>	
2024				2025					
I	II	III	IV	I	II	III	IV ^P		
608.7	614.2	619.1	620.7	615.1	622.5	627.5	631.3	Produk elektrik, elektronik & optikal <i>Electrical, electronic & optical products</i>	4.6
138.5	139.3	140.5	142.7	142.7	147.3	150.7	154.0	Mahir <i>Skilled</i>	4.6.1
450.4	455.1	458.6	457.9	452.4	455.2	456.8	457.3	Separuh Mahir <i>Semi-skilled</i>	4.6.2
19.8	19.9	19.9	20.1	20.0	19.9	20.0	20.0	Berkemahiran Rendah <i>Low-skilled</i>	4.6.3
227.3	228.8	231.1	231.7	228.4	230.0	231.5	232.2	Peralatan pengangkutan, pembuatan lain & pembaikan <i>Transport equipment, other manufacturing & repair</i>	4.7
49.3	49.6	50.1	50.7	50.4	51.4	52.4	53.7	Mahir <i>Skilled</i>	4.7.1
166.4	167.6	169.4	169.5	166.8	167.5	168.1	167.6	Separuh Mahir <i>Semi-skilled</i>	4.7.2
11.5	11.6	11.6	11.5	11.3	11.1	11.1	10.9	Berkemahiran Rendah <i>Low-skilled</i>	4.7.3
1,240.3	1,241.6	1,244.5	1,246.3	1,247.2	1,248.6	1,250.5	1,252.3	Pembinaan <i>Construction</i>	5
139.7	138.7	138.1	138.0	137.9	137.4	136.5	136.8	Mahir <i>Skilled</i>	5.1
1,058.7	1,060.4	1,062.8	1,064.8	1,065.7	1,068.1	1,070.4	1,071.7	Separuh Mahir <i>Semi-skilled</i>	5.2
41.9	42.6	43.5	43.6	43.6	43.1	43.7	43.8	Berkemahiran Rendah <i>Low-skilled</i>	5.3
4,610.5	4,623.6	4,646.7	4,671.5	4,691.6	4,721.1	4,756.7	4,791.4	Perkhidmatan <i>Services</i>	6
1,595.0	1,598.7	1,607.1	1,613.7	1,623.3	1,632.3	1,642.6	1,651.9	Mahir <i>Skilled</i>	6.1
2,171.4	2,177.3	2,187.3	2,200.5	2,207.0	2,223.8	2,240.7	2,254.9	Separuh Mahir <i>Semi-skilled</i>	6.2
844.0	847.6	852.3	857.3	861.3	864.9	873.4	884.6	Berkemahiran Rendah <i>Low-skilled</i>	6.3
1,701.2	1,712.8	1,724.4	1,738.5	1,751.4	1,764.8	1,781.3	1,795.7	Perdagangan borong & runcit <i>Wholesale & retail trade</i>	6.1
601.8	604.0	608.4	611.4	616.6	621.3	625.5	629.6	Mahir <i>Skilled</i>	6.1.1
878.8	881.9	886.9	894.4	898.2	904.4	914.5	921.1	Separuh Mahir <i>Semi-skilled</i>	6.1.2
220.6	226.9	229.1	232.7	236.6	239.1	241.3	245.0	Berkemahiran Rendah <i>Low-skilled</i>	6.1.3

('000)

Aktiviti Ekonomi <i>Economic Activity</i>		Suku Tahunan/ <i>Quarterly</i>							
		2022				2023			
		I	II	III	IV	I	II	III	IV
6.2	Makanan & minuman dan penginapan <i>Food & beverages and accommodation</i>	788.4	778.2	780.3	790.8	801.4	803.8	806.8	809.0
6.2.1	Mahir <i>Skilled</i>	114.2	113.4	113.7	114.4	114.4	114.8	116.3	117.4
6.2.2	Separuh Mahir <i>Semi-skilled</i>	339.1	333.7	336.5	341.7	349.1	349.2	349.2	349.2
6.2.3	Berkemahiran Rendah <i>Low-skilled</i>	335.2	331.1	330.1	334.6	338.0	339.9	341.3	342.4
6.3	Pengangkutan & penyimpanan <i>Transportation & storage</i>	392.5	400.7	404.3	409.4	415.0	417.7	419.0	421.6
6.3.1	Mahir <i>Skilled</i>	83.8	85.6	87.5	89.9	92.2	94.6	95.3	96.5
6.3.2	Separuh Mahir <i>Semi-skilled</i>	220.1	226.3	228.3	228.3	233.2	233.9	234.5	235.1
6.3.3	Berkemahiran Rendah <i>Low-skilled</i>	88.6	88.7	88.5	91.2	89.7	89.2	89.2	90.0
6.4	Maklumat & komunikasi <i>Information & communication</i>	228.1	228.8	230.2	230.9	231.4	232.0	232.5	232.8
6.4.1	Mahir <i>Skilled</i>	133.7	133.9	135.2	135.4	135.9	136.1	136.6	137.4
6.4.2	Separuh Mahir <i>Semi-skilled</i>	76.5	77.2	77.9	78.3	78.2	78.6	78.7	78.2
6.4.3	Berkemahiran Rendah <i>Low-skilled</i>	17.9	17.7	17.1	17.2	17.3	17.3	17.3	17.3
6.5	Kewangan, insurans, hartanah & perkhidmatan perniagaan <i>Finance, insurance, real estate & business services</i>	895.3	895.1	901.5	905.8	910.7	912.9	916.7	921.3
6.5.1	Mahir <i>Skilled</i>	394.5	396.3	400.3	406.3	412.8	415.1	418.3	421.1
6.5.2	Separuh Mahir <i>Semi-skilled</i>	392.3	390.3	391.8	391.5	391.7	392.4	393.7	395.7
6.5.3	Berkemahiran Rendah <i>Low-skilled</i>	108.5	108.5	109.5	108.0	106.2	105.4	104.7	104.5
6.6	Perkhidmatan lain <i>Other services</i>	504.9	506.2	506.7	507.3	509.5	512.0	513.9	517.0
6.6.1	Mahir <i>Skilled</i>	205.7	206.8	206.7	207.6	208.3	210.1	211.8	214.3
6.6.2	Separuh Mahir <i>Semi-skilled</i>	229.3	229.0	229.2	230.5	232.1	232.2	231.8	232.2
6.6.3	Berkemahiran Rendah <i>Low-skilled</i>	69.9	70.5	70.8	69.2	69.0	69.8	70.4	70.4

('000)

Suku Tahunan/ <i>Quarterly</i>								Aktiviti Ekonomi <i>Economic Activity</i>	
2024				2025					
I	II	III	IV	I	II	III	IV ^P		
808.2	802.8	806.8	808.8	810.7	814.0	823.8	833.1	Makanan & minuman dan penginapan <i>Food & beverages and accommodation</i>	6.2
117.9	117.5	117.6	117.6	117.8	118.1	119.6	120.8	Mahir <i>Skilled</i>	6.2.1
349.8	347.2	349.6	351.1	352.7	354.3	358.1	359.5	Separuh Mahir <i>Semi-skilled</i>	6.2.2
340.6	338.0	339.7	340.2	340.2	341.6	346.1	352.8	Berkemahiran Rendah <i>Low-skilled</i>	6.2.3
424.1	426.2	428.5	431.3	433.3	435.7	438.4	442.1	Pengangkutan & penyimpanan <i>Transportation & storage</i>	6.3
97.1	98.6	99.1	100.0	100.6	100.9	101.5	102.1	Mahir <i>Skilled</i>	6.3.1
236.3	236.5	237.8	238.9	240.0	242.4	244.4	247.2	Separuh Mahir <i>Semi-skilled</i>	6.3.2
90.7	91.1	91.5	92.4	92.6	92.5	92.5	92.8	Berkemahiran Rendah <i>Low-skilled</i>	6.3.3
233.1	233.9	235.2	236.4	237.0	238.1	238.9	238.9	Maklumat & komunikasi <i>Information & communication</i>	6.4
137.5	137.7	138.3	139.1	139.3	140.2	140.5	140.5	Mahir <i>Skilled</i>	6.4.1
78.3	78.8	79.4	79.8	80.2	80.4	80.8	80.8	Separuh Mahir <i>Semi-skilled</i>	6.4.2
17.4	17.4	17.5	17.6	17.5	17.5	17.6	17.6	Berkemahiran Rendah <i>Low-skilled</i>	6.4.3
924.6	927.6	930.4	933.0	934.1	940.6	944.0	949.0	Kewangan, insurans, hartanah & perkhidmatan perniagaan <i>Finance, insurance, real estate & business services</i>	6.5
424.3	424.4	427.0	428.7	432.0	434.3	437.1	440.2	Mahir <i>Skilled</i>	6.5.1
396.8	400.1	400.1	401.1	399.3	403.7	403.7	404.9	Separuh Mahir <i>Semi-skilled</i>	6.5.2
103.5	103.2	103.3	103.3	102.9	102.5	103.3	103.9	Berkemahiran Rendah <i>Low-skilled</i>	6.5.3
519.2	520.4	521.3	523.5	525.2	527.9	530.4	532.7	Perkhidmatan lain <i>Other services</i>	6.6
216.3	216.6	216.7	216.9	217.0	217.5	218.4	218.9	Mahir <i>Skilled</i>	6.6.1
231.6	232.8	233.5	235.3	236.6	238.6	239.4	241.4	Separuh Mahir <i>Semi-skilled</i>	6.6.2
71.2	71.0	71.2	71.3	71.5	71.7	72.7	72.5	Berkemahiran Rendah <i>Low-skilled</i>	6.6.3

(%)

Aktiviti Ekonomi Economic Activity		Suku Tahunan/Quarterly							
		2022				2023			
		I	II	III	IV	I	II	III	IV
1	Jumlah Total	100.0	100.0	100.0	100.0	100.0	100.0	100.0	100.0
1.1	Mahir Skilled	24.7	24.9	24.9	24.9	24.9	25.0	25.0	25.0
1.2	Separuh Mahir Semi-skilled	62.5	62.4	62.5	62.5	62.6	62.5	62.6	62.7
1.3	Berkemahiran Rendah Low-skilled	12.8	12.7	12.6	12.6	12.5	12.5	12.4	12.3
2	Pertanian Agriculture	100.0	100.0	100.0	100.0	100.0	100.0	100.0	100.0
2.1	Mahir Skilled	5.7	5.7	5.6	5.3	5.3	5.3	5.2	5.2
2.2	Separuh Mahir Semi-skilled	89.4	89.5	89.7	89.9	89.9	89.8	90.0	90.1
2.3	Berkemahiran Rendah Low-skilled	4.9	4.8	4.7	4.8	4.8	4.9	4.8	4.7
3	Perombongan & Pengkuarian Mining & Quarrying	100.0	100.0	100.0	100.0	100.0	100.0	100.0	100.0
3.1	Mahir Skilled	30.3	30.5	29.4	29.4	29.6	29.4	29.3	29.3
3.2	Separuh Mahir Semi-skilled	57.6	57.3	58.3	58.3	58.2	58.6	58.8	58.7
3.3	Berkemahiran Rendah Low-skilled	12.1	12.2	12.3	12.3	12.2	12.0	11.9	12.0
4	Pembuatan Manufacturing	100.0	100.0	100.0	100.0	100.0	100.0	100.0	100.0
4.1	Mahir Skilled	17.5	17.5	17.5	17.5	17.6	17.5	17.6	17.6
4.2	Separuh Mahir Semi-skilled	75.8	75.9	75.9	75.8	75.8	75.9	75.8	75.8
4.3	Berkemahiran Rendah Low-skilled	6.7	6.6	6.6	6.7	6.6	6.6	6.6	6.6
4.1	Prosesan makanan, minuman & produk tembakau Food processing, beverages & tobacco products	100.0	100.0	100.0	100.0	100.0	100.0	100.0	100.0
4.1.1	Mahir Skilled	12.9	12.8	12.9	12.9	12.9	12.8	12.9	12.9
4.1.2	Separuh Mahir Semi-skilled	76.3	76.4	76.4	76.4	76.4	76.4	76.5	76.5
4.1.3	Berkemahiran Rendah Low-skilled	10.8	10.8	10.7	10.7	10.7	10.8	10.6	10.6

3.4b

Peratus Sumbangan Jawatan Diisi Suku Tahunan mengikut Aktiviti Ekonomi dan Kemahiran, ST1 2022 - ST4 2025 (samb.)

Quarterly Percentage Share of Filled Jobs by Economic Activity and Skill, Q1 2022 - Q4 2025 (cont'd)

(%)

Suku Tahunan/Quarterly								Aktiviti Ekonomi Economic Activity	
2024				2025					
I	II	III	IV	I	II	III	IV ^P		
100.0	100.0	100.0	100.0	100.0	100.0	100.0	100.0	Jumlah Total	1
25.1	25.0	25.0	25.0	25.2	25.2	25.2	25.3	Mahir Skilled	1.1
62.7	62.7	62.7	62.7	62.5	62.5	62.5	62.3	Separuh Mahir Semi-skilled	1.2
12.2	12.3	12.3	12.3	12.3	12.3	12.3	12.4	Berkemahiran Rendah Low-skilled	1.3
100.0	100.0	100.0	100.0	100.0	100.0	100.0	100.0	Pertanian Agriculture	2
5.1	5.1	5.1	5.2	5.2	5.3	5.3	5.4	Mahir Skilled	2.1
90.2	90.2	90.2	90.1	90.1	90.0	89.9	89.8	Separuh Mahir Semi-skilled	2.2
4.7	4.7	4.7	4.7	4.7	4.7	4.8	4.8	Berkemahiran Rendah Low-skilled	2.3
100.0	100.0	100.0	100.0	100.0	100.0	100.0	100.0	Perlombongan & Pengkuarian Mining & Quarrying	3
29.2	29.3	29.1	29.0	29.1	29.1	29.3	28.9	Mahir Skilled	3.1
58.7	58.6	58.7	58.7	58.6	58.5	58.5	58.7	Separuh Mahir Semi-skilled	3.2
12.1	12.1	12.2	12.3	12.3	12.4	12.2	12.4	Berkemahiran Rendah Low-skilled	3.3
100.0	100.0	100.0	100.0	100.0	100.0	100.0	100.0	Pembuatan Manufacturing	4
17.5	17.4	17.4	17.5	17.6	17.7	17.9	18.1	Mahir Skilled	4.1
75.9	76.0	76.0	75.9	75.8	75.7	75.6	75.4	Separuh Mahir Semi-skilled	4.2
6.6	6.6	6.6	6.6	6.6	6.6	6.5	6.5	Berkemahiran Rendah Low-skilled	4.3
100.0	100.0	100.0	100.0	100.0	100.0	100.0	100.0	Prosesan makanan, minuman & produk tembakau <i>Food processing, beverages & tobacco products</i>	4.1
12.8	12.8	12.8	12.8	12.9	12.9	12.8	12.8	Mahir Skilled	4.1.1
76.7	76.8	76.9	76.9	76.9	77.0	77.1	77.1	Separuh Mahir Semi-skilled	4.1.2
10.5	10.4	10.3	10.3	10.2	10.1	10.1	10.1	Berkemahiran Rendah Low-skilled	4.1.3

(%)

Aktiviti Ekonomi Economic Activity		Suku Tahunan/Quarterly							
		2022				2023			
		I	II	III	IV	I	II	III	IV
4.2	Produk tekstil, pakaian & kulit <i>Textiles, wearing apparel & leather products</i>	100.0	100.0	100.0	100.0	100.0	100.0	100.0	100.0
4.2.1	Mahir <i>Skilled</i>	11.2	11.2	11.3	11.3	11.3	11.3	11.3	11.2
4.2.2	Separuh Mahir <i>Semi-skilled</i>	82.4	82.4	82.3	82.4	82.5	82.6	82.6	82.7
4.2.3	Berkemahiran Rendah <i>Low-skilled</i>	6.4	6.4	6.4	6.3	6.2	6.1	6.1	6.1
4.3	Produk kayu, perabot, keluaran kertas & percetakan <i>Wood products, furniture, paper products & printing</i>	100.0	100.0	100.0	100.0	100.0	100.0	100.0	100.0
4.3.1	Mahir <i>Skilled</i>	11.6	11.6	11.7	11.7	11.7	11.6	11.6	11.7
4.3.2	Separuh Mahir <i>Semi-skilled</i>	76.5	76.5	76.4	76.4	76.5	76.7	76.6	76.6
4.3.3	Berkemahiran Rendah <i>Low-skilled</i>	11.9	11.9	11.9	11.9	11.8	11.7	11.8	11.7
4.4	Produk petroleum, kimia, getah & plastik <i>Petroleum, chemical, rubber & plastic products</i>	100.0	100.0	100.0	100.0	100.0	100.0	100.0	100.0
4.4.1	Mahir <i>Skilled</i>	18.2	18.3	18.0	18.1	18.2	18.3	18.2	18.1
4.4.2	Separuh Mahir <i>Semi-skilled</i>	76.4	76.3	76.5	76.4	76.3	76.2	76.3	76.5
4.4.3	Berkemahiran Rendah <i>Low-skilled</i>	5.4	5.4	5.5	5.5	5.5	5.5	5.5	5.4
4.5	Produk mineral bukan logam, logam asas & produk logam yang direka <i>Non-metallic mineral products, basic metal & fabricated metal products</i>	100.0	100.0	100.0	100.0	100.0	100.0	100.0	100.0
4.5.1	Mahir <i>Skilled</i>	15.4	15.4	15.4	15.3	15.4	15.3	15.4	15.6
4.5.2	Separuh Mahir <i>Semi-skilled</i>	77.3	77.4	77.4	77.4	77.4	77.5	77.4	77.2
4.5.3	Berkemahiran Rendah <i>Low-skilled</i>	7.3	7.2	7.2	7.3	7.2	7.2	7.2	7.2

3.4b

Peratus Sumbangan Jawatan Diisi Suku Tahunan mengikut Aktiviti Ekonomi dan Kemahiran, ST1 2022 - ST4 2025 (samb.)

Quarterly Percentage Share of Filled Jobs by Economic Activity and Skill, Q1 2022 - Q4 2025 (cont'd)

(%)

Suku Tahunan/ <i>Quarterly</i>								Aktiviti Ekonomi <i>Economic Activity</i>	
2024				2025					
I	II	III	IV	I	II	III	IV ^P		
100.0	100.0	100.0	100.0	100.0	100.0	100.0	100.0	Produk tekstil, pakaian & kulit <i>Textiles, wearing apparel & leather products</i>	4.2
11.2	11.3	11.4	11.3	11.2	11.2	11.1	11.2	Mahir <i>Skilled</i>	4.2.1
82.8	82.7	82.6	82.7	82.9	83.0	83.1	83.0	Separuh Mahir <i>Semi-skilled</i>	4.2.2
6.0	6.0	6.0	6.0	5.9	5.8	5.8	5.8	Berkemahiran Rendah <i>Low-skilled</i>	4.2.3
100.0	100.0	100.0	100.0	100.0	100.0	100.0	100.0	Produk kayu, perabot, keluaran kertas & percetakan <i>Wood products, furniture, paper products & printing</i>	4.3
11.7	11.6	11.6	11.5	11.4	11.3	11.4	11.4	Mahir <i>Skilled</i>	4.3.1
76.7	76.7	76.6	76.7	76.6	76.6	76.6	76.5	Separuh Mahir <i>Semi-skilled</i>	4.3.2
11.6	11.7	11.8	11.8	12.0	12.1	12.0	12.1	Berkemahiran Rendah <i>Low-skilled</i>	4.3.3
100.0	100.0	100.0	100.0	100.0	100.0	100.0	100.0	Produk petroleum, kimia, getah & plastik <i>Petroleum, chemical, rubber & plastic products</i>	4.4
18.2	18.0	17.9	17.9	17.9	17.9	17.9	18.0	Mahir <i>Skilled</i>	4.4.1
76.5	76.6	76.8	76.8	76.9	76.9	76.9	76.8	Separuh Mahir <i>Semi-skilled</i>	4.4.2
5.3	5.4	5.3	5.3	5.2	5.2	5.2	5.2	Berkemahiran Rendah <i>Low-skilled</i>	4.4.3
100.0	100.0	100.0	100.0	100.0	100.0	100.0	100.0	Produk mineral bukan logam, logam asas & produk logam yang direka <i>Non-metallic mineral products, basic metal & fabricated metal products</i>	4.5
15.6	15.7	15.8	15.9	16.0	16.1	16.2	16.3	Mahir <i>Skilled</i>	4.5.1
77.2	77.1	76.9	76.8	76.7	76.5	76.5	76.3	Separuh Mahir <i>Semi-skilled</i>	4.5.2
7.2	7.2	7.3	7.3	7.3	7.4	7.3	7.4	Berkemahiran Rendah <i>Low-skilled</i>	4.5.3

Aktiviti Ekonomi Economic Activity		Suku Tahunan/Quarterly							
		2022				2023			
		I	II	III	IV	I	II	III	IV
4.6	Produk elektrik, elektronik & optikal <i>Electrical, electronic & optical products</i>	100.0	100.0	100.0	100.0	100.0	100.0	100.0	100.0
4.6.1	Mahir <i>Skilled</i>	22.5	22.4	22.6	22.6	22.8	22.7	22.8	22.9
4.6.2	Separuh Mahir <i>Semi-skilled</i>	74.2	74.3	74.2	74.1	73.9	74.0	74.0	73.9
4.6.3	Berkemahiran Rendah <i>Low-skilled</i>	3.3	3.3	3.2	3.3	3.3	3.3	3.2	3.2
4.7	Peralatan pengangkutan, pembuatan lain & pembaikan <i>Transport equipment, other manufacturing & repair</i>	100.0	100.0	100.0	100.0	100.0	100.0	100.0	100.0
4.7.1	Mahir <i>Skilled</i>	22.0	21.8	21.8	21.8	21.8	21.8	21.8	21.8
4.7.2	Separuh Mahir <i>Semi-skilled</i>	72.8	73.0	73.1	73.1	73.1	73.1	73.2	73.2
4.7.3	Berkemahiran Rendah <i>Low-skilled</i>	5.2	5.2	5.1	5.1	5.1	5.1	5.0	5.0
5	Pembinaan <i>Construction</i>	100.0	100.0	100.0	100.0	100.0	100.0	100.0	100.0
5.1	Mahir <i>Skilled</i>	11.1	11.1	11.1	11.1	11.1	11.2	11.2	11.2
5.2	Separuh Mahir <i>Semi-skilled</i>	85.6	85.7	85.7	85.5	85.5	85.3	85.4	85.4
5.3	Berkemahiran Rendah <i>Low-skilled</i>	3.3	3.2	3.2	3.4	3.4	3.5	3.4	3.4
6	Perkhidmatan <i>Services</i>	100.0	100.0	100.0	100.0	100.0	100.0	100.0	100.0
6.1	Mahir <i>Skilled</i>	33.9	34.2	34.2	34.2	34.3	34.4	34.4	34.5
6.2	Separuh Mahir <i>Semi-skilled</i>	46.8	46.6	46.7	46.8	46.9	46.9	47.0	47.1
6.3	Berkemahiran Rendah <i>Low-skilled</i>	19.3	19.2	19.1	19.0	18.8	18.7	18.6	18.4
6.1	Perdagangan borong & runcit <i>Wholesale & retail trade</i>	100.0	100.0	100.0	100.0	100.0	100.0	100.0	100.0
6.1.1	Mahir <i>Skilled</i>	35.2	35.6	35.5	35.5	35.6	35.5	35.3	35.4
6.1.2	Separuh Mahir <i>Semi-skilled</i>	50.3	49.9	50.1	50.4	50.6	50.8	51.1	51.6
6.1.3	Berkemahiran Rendah <i>Low-skilled</i>	14.5	14.5	14.4	14.1	13.8	13.7	13.6	13.0

3.4b

Peratus Sumbangan Jawatan Diisi Suku Tahunan mengikut Aktiviti Ekonomi dan Kemahiran, ST1 2022 - ST4 2025 (samb.)

Quarterly Percentage Share of Filled Jobs by Economic Activity and Skill, Q1 2022 - Q4 2025 (cont'd)

(%)

Suku Tahunan/Quarterly								Aktiviti Ekonomi Economic Activity	
2024				2025					
I	II	III	IV	I	II	III	IV ^P		
100.0	100.0	100.0	100.0	100.0	100.0	100.0	100.0	Produk elektrik, elektronik & optikal <i>Electrical, electronic & optical products</i>	4.6
22.8	22.7	22.7	23.0	23.2	23.7	24.0	24.4	Mahir <i>Skilled</i>	4.6.1
74.0	74.1	74.1	73.8	73.5	73.1	72.8	72.4	Separuh Mahir <i>Semi-skilled</i>	4.6.2
3.2	3.2	3.2	3.2	3.3	3.2	3.2	3.2	Berkemahiran Rendah <i>Low-skilled</i>	4.6.3
100.0	100.0	100.0	100.0	100.0	100.0	100.0	100.0	Peralatan pengangkutan, pembuatan lain & pembaikan <i>Transport equipment, other manufacturing & repair</i>	4.7
21.7	21.7	21.7	21.9	22.1	22.4	22.6	23.1	Mahir <i>Skilled</i>	4.7.1
73.2	73.3	73.3	73.1	73.0	72.8	72.6	72.2	Separuh Mahir <i>Semi-skilled</i>	4.7.2
5.1	5.0	5.0	5.0	4.9	4.8	4.8	4.7	Berkemahiran Rendah <i>Low-skilled</i>	4.7.3
100.0	100.0	100.0	100.0	100.0	100.0	100.0	100.0	Pembinaan Construction	5
11.3	11.2	11.1	11.1	11.1	11.0	10.9	10.9	Mahir <i>Skilled</i>	5.1
85.4	85.4	85.4	85.4	85.4	85.5	85.6	85.6	Separuh Mahir <i>Semi-skilled</i>	5.2
3.3	3.4	3.5	3.5	3.5	3.5	3.5	3.5	Berkemahiran Rendah <i>Low-skilled</i>	5.3
100.0	100.0	100.0	100.0	100.0	100.0	100.0	100.0	Perkhidmatan Services	6
34.6	34.6	34.6	34.5	34.6	34.6	34.5	34.5	Mahir <i>Skilled</i>	6.1
47.1	47.1	47.1	47.1	47.0	47.1	47.1	47.1	Separuh Mahir <i>Semi-skilled</i>	6.2
18.3	18.3	18.3	18.4	18.4	18.3	18.4	18.4	Berkemahiran Rendah <i>Low-skilled</i>	6.3
100.0	100.0	100.0	100.0	100.0	100.0	100.0	100.0	Perdagangan borong & runcit <i>Wholesale & retail trade</i>	6.1
35.4	35.3	35.3	35.2	35.2	35.3	35.2	35.1	Mahir <i>Skilled</i>	6.1.1
51.7	51.5	51.4	51.4	51.3	51.2	51.3	51.3	Separuh Mahir <i>Semi-skilled</i>	6.1.2
12.9	13.2	13.3	13.4	13.5	13.5	13.5	13.6	Berkemahiran Rendah <i>Low-skilled</i>	6.1.3

(%)

Aktiviti Ekonomi <i>Economic Activity</i>	Suku Tahunan/ <i>Quarterly</i>							
	2022				2023			
	I	II	III	IV	I	II	III	IV
6.2 Makanan & minuman dan penginapan <i>Food & beverages and accommodation</i>	100.0	100.0	100.0	100.0	100.0	100.0	100.0	100.0
6.2.1 Mahir <i>Skilled</i>	14.5	14.6	14.6	14.5	14.3	14.3	14.4	14.5
6.2.2 Separuh Mahir <i>Semi-skilled</i>	43.0	42.9	43.1	43.2	43.6	43.4	43.3	43.2
6.2.3 Berkemahiran Rendah <i>Low-skilled</i>	42.5	42.5	42.3	42.3	42.1	42.3	42.3	42.3
6.3 Pengangkutan & penyimpanan <i>Transportation & storage</i>	100.0	100.0	100.0	100.0	100.0	100.0	100.0	100.0
6.3.1 Mahir <i>Skilled</i>	21.4	21.4	21.6	22.0	22.2	22.6	22.7	22.9
6.3.2 Separuh Mahir <i>Semi-skilled</i>	56.0	56.5	56.5	55.7	56.2	56.0	56.0	55.8
6.3.3 Berkemahiran Rendah <i>Low-skilled</i>	22.6	22.1	21.9	22.3	21.6	21.4	21.3	21.3
6.4 Maklumat & komunikasi <i>Information & communication</i>	100.0	100.0	100.0	100.0	100.0	100.0	100.0	100.0
6.4.1 Mahir <i>Skilled</i>	58.7	58.6	58.7	58.7	58.7	58.7	58.8	59.0
6.4.2 Separuh Mahir <i>Semi-skilled</i>	33.5	33.7	33.9	33.9	33.8	33.9	33.8	33.6
6.4.3 Berkemahiran Rendah <i>Low-skilled</i>	7.8	7.7	7.4	7.4	7.5	7.4	7.4	7.4
6.5 Kewangan, insurans, hartanah & perkhidmatan perniagaan <i>Finance, insurance, real estate & business services</i>	100.0	100.0	100.0	100.0	100.0	100.0	100.0	100.0
6.5.1 Mahir <i>Skilled</i>	44.1	44.3	44.4	44.9	45.3	45.5	45.7	45.8
6.5.2 Separuh Mahir <i>Semi-skilled</i>	43.8	43.6	43.5	43.2	43.0	43.0	42.9	42.9
6.5.3 Berkemahiran Rendah <i>Low-skilled</i>	12.1	12.1	12.1	11.9	11.7	11.5	11.4	11.3
6.6 Perkhidmatan lain <i>Other services</i>	100.0	100.0	100.0	100.0	100.0	100.0	100.0	100.0
6.6.1 Mahir <i>Skilled</i>	40.7	40.9	40.8	40.9	40.9	41.0	41.2	41.5
6.6.2 Separuh Mahir <i>Semi-skilled</i>	45.5	45.2	45.2	45.4	45.6	45.4	45.1	44.9
6.6.3 Berkemahiran Rendah <i>Low-skilled</i>	13.8	13.9	14.0	13.7	13.5	13.6	13.7	13.6

3.4b

Peratus Sumbangan Jawatan Diisi Suku Tahunan mengikut Aktiviti Ekonomi dan Kemahiran, ST1 2022 - ST4 2025 (samb.)

Quarterly Percentage Share of Filled Jobs by Economic Activity and Skill, Q1 2022 - Q4 2025 (cont'd)

(%)

Suku Tahunan/Quarterly								Aktiviti Ekonomi Economic Activity	
2024				2025					
I	II	III	IV	I	II	III	IV ^P		
100.0	100.0	100.0	100.0	100.0	100.0	100.0	100.0	Makanan & minuman dan penginapan <i>Food & beverages and accommodation</i>	6.2
14.6	14.7	14.6	14.5	14.5	14.5	14.5	14.5	Mahir <i>Skilled</i>	6.2.1
43.3	43.2	43.3	43.4	43.5	43.5	43.5	43.2	Separuh Mahir <i>Semi-skilled</i>	6.2.2
42.1	42.1	42.1	42.1	42.0	42.0	42.0	42.3	Berkemahiran Rendah <i>Low-skilled</i>	6.2.3
100.0	100.0	100.0	100.0	100.0	100.0	100.0	100.0	Pengangkutan & penyimpanan <i>Transportation & storage</i>	6.3
22.9	23.1	23.1	23.2	23.2	23.2	23.2	23.1	Mahir <i>Skilled</i>	6.3.1
55.7	55.5	55.5	55.4	55.4	55.6	55.8	55.9	Separuh Mahir <i>Semi-skilled</i>	6.3.2
21.4	21.4	21.4	21.4	21.4	21.2	21.0	21.0	Berkemahiran Rendah <i>Low-skilled</i>	6.3.3
100.0	100.0	100.0	100.0	100.0	100.0	100.0	100.0	Maklumat & komunikasi <i>Information & communication</i>	6.4
59.0	58.9	58.8	58.8	58.8	58.9	58.8	58.8	Mahir <i>Skilled</i>	6.4.1
33.6	33.7	33.7	33.8	33.8	33.8	33.8	33.8	Separuh Mahir <i>Semi-skilled</i>	6.4.2
7.4	7.4	7.5	7.4	7.4	7.3	7.4	7.4	Berkemahiran Rendah <i>Low-skilled</i>	6.4.3
100.0	100.0	100.0	100.0	100.0	100.0	100.0	100.0	Kewangan, insurans, hartanah & perkhidmatan perniagaan <i>Finance, insurance, real estate & business services</i>	6.5
45.9	45.8	45.9	45.9	46.2	46.2	46.3	46.4	Mahir <i>Skilled</i>	6.5.1
42.9	43.1	43.0	43.0	42.8	42.9	42.8	42.7	Separuh Mahir <i>Semi-skilled</i>	6.5.2
11.2	11.1	11.1	11.1	11.0	10.9	10.9	10.9	Berkemahiran Rendah <i>Low-skilled</i>	6.5.3
100.0	100.0	100.0	100.0	100.0	100.0	100.0	100.0	Perkhidmatan lain <i>Other services</i>	6.6
41.7	41.7	41.6	41.4	41.3	41.2	41.2	41.1	Mahir <i>Skilled</i>	6.6.1
44.6	44.7	44.8	45.0	45.1	45.2	45.1	45.3	Separuh Mahir <i>Semi-skilled</i>	6.6.2
13.7	13.6	13.6	13.6	13.6	13.6	13.7	13.6	Berkemahiran Rendah <i>Low-skilled</i>	6.6.3

Aktiviti Ekonomi Economic Activity		Suku Tahunan/Quarterly							
		2022				2023			
		I	II	III	IV	I	II	III	IV
1	Jumlah Total	97.8	97.8	97.8	97.8	97.8	97.8	97.9	97.9
1.1	Mahir Skilled	97.9	97.7	97.8	97.8	97.8	97.8	97.8	97.8
1.2	Separuh Mahir Semi-skilled	98.1	98.0	98.0	98.1	98.1	98.1	98.1	98.1
1.3	Berkemahiran Rendah Low-skilled	96.6	96.7	96.7	96.6	96.7	96.8	96.7	96.7
2	Pertanian Agriculture	93.5	93.4	93.4	93.4	93.4	93.6	93.8	93.7
2.1	Mahir Skilled	84.7	84.5	84.5	84.8	84.6	84.6	84.8	84.6
2.2	Separuh Mahir Semi-skilled	95.3	95.2	95.2	95.1	95.1	95.3	95.4	95.3
2.3	Berkemahiran Rendah Low-skilled	77.1	76.9	76.3	76.1	76.1	78.3	78.4	78.4
3	Perombongan & Pengkuarian Mining & Quarrying	99.4	99.4	99.4	99.5	99.4	99.5	99.4	99.3
3.1	Mahir Skilled	99.5	99.5	99.5	99.5	99.5	99.6	99.5	99.5
3.2	Separuh Mahir Semi-skilled	99.5	99.5	99.5	99.5	99.5	99.5	99.4	99.3
3.3	Berkemahiran Rendah Low-skilled	99.0	99.1	99.2	99.2	99.1	99.4	99.0	98.9
4	Pembuatan Manufacturing	95.5	95.5	95.5	95.5	95.6	95.6	95.6	95.6
4.1	Mahir Skilled	94.1	94.1	94.2	94.2	94.3	94.3	94.4	94.4
4.2	Separuh Mahir Semi-skilled	96.5	96.4	96.5	96.5	96.5	96.5	96.5	96.5
4.3	Berkemahiran Rendah Low-skilled	88.5	88.7	88.8	88.9	88.9	89.1	89.3	89.2
4.1	Prosesan makanan, minuman & produk tembakau Food processing, beverages & tobacco products	95.6	95.5	95.6	95.7	95.8	95.7	95.8	95.9
4.1.1	Mahir Skilled	94.3	94.3	94.3	94.4	94.5	94.5	94.6	94.7
4.1.2	Separuh Mahir Semi-skilled	96.9	96.8	96.9	96.9	97.0	96.9	96.9	97.1
4.1.3	Berkemahiran Rendah Low-skilled	88.7	88.6	88.6	88.8	89.1	89.4	89.6	89.4

Suku Tahunan/Quarterly								Aktiviti Ekonomi Economic Activity		
2024				2025						
I	II	III	IV	I	II	III	IV ^P			
97.9	97.9	97.9	97.9	97.9	97.9	97.8	97.8	Jumlah Total	1	
97.9	97.9	97.9	97.9	97.9	97.9	97.9	97.9	Mahir Skilled	1.1	
98.1	98.1	98.1	98.1	98.1	98.1	98.1	98.1	Separuh Mahir Semi-skilled	1.2	
96.7	96.7	96.7	96.7	96.7	96.7	96.7	96.7	Berkemahiran Rendah Low-skilled	1.3	
93.6	93.6	93.6	93.6	93.7	93.7	93.6	93.6	Pertanian Agriculture	2	
84.7	84.4	84.2	84.5	84.6	84.5	84.7	84.7	Mahir Skilled	2.1	
95.1	95.2	95.2	95.2	95.2	95.2	95.2	95.2	Separuh Mahir Semi-skilled	2.2	
78.3	78.4	78.3	78.3	78.1	78.4	78.6	78.3	Berkemahiran Rendah Low-skilled	2.3	
99.3	99.2	99.4	99.3	99.4	99.3	99.2	99.3	Perlombongan & Pengkuarian Mining & Quarrying	3	
99.4	99.1	99.5	99.5	99.5	99.4	99.3	99.4	Mahir Skilled	3.1	
99.3	99.4	99.4	99.3	99.3	99.3	99.2	99.3	Separuh Mahir Semi-skilled	3.2	
99.0	98.8	98.8	99.0	99.0	98.9	99.0	99.1	Berkemahiran Rendah Low-skilled	3.3	
95.6	95.6	95.6	95.6	95.5	95.5	95.5	95.4	Pembuatan Manufacturing	4	
94.3	94.3	94.3	94.4	94.3	94.3	94.2	94.2	Mahir Skilled	4.1	
96.5	96.5	96.5	96.5	96.5	96.4	96.4	96.4	Separuh Mahir Semi-skilled	4.2	
89.0	89.0	89.0	89.0	88.9	88.9	88.9	88.8	Berkemahiran Rendah Low-skilled	4.3	
96.0	95.9	96.0	95.9	95.8	95.9	95.6	95.8	Prosesan makanan, minuman & produk tembakau Food processing, beverages & tobacco products	4.1	
94.8	94.7	94.8	94.9	94.7	94.7	94.6	94.7	Mahir Skilled	4.1.1	
97.2	97.1	97.1	97.0	96.9	97.1	96.7	96.9	Separuh Mahir Semi-skilled	4.1.2	
89.3	89.4	89.6	89.4	89.3	89.4	89.3	89.2	Berkemahiran Rendah Low-skilled	4.1.3	

Aktiviti Ekonomi Economic Activity		Suku Tahunan/Quarterly							
		2022				2023			
		I	II	III	IV	I	II	III	IV
4.2	Produk tekstil, pakaian & kulit <i>Textiles, wearing apparel & leather products</i>	96.4	96.3	96.2	96.3	96.4	96.5	96.5	96.6
4.2.1	Mahir <i>Skilled</i>	94.4	94.0	93.9	94.1	94.1	94.3	94.4	94.5
4.2.2	Separuh Mahir <i>Semi-skilled</i>	97.5	97.4	97.4	97.4	97.5	97.6	97.6	97.6
4.2.3	Berkemahiran Rendah <i>Low-skilled</i>	87.0	87.0	86.9	87.1	87.2	87.1	87.1	87.2
4.3	Produk kayu, perabot, keluaran kertas & percetakan <i>Wood products, furniture, paper products & printing</i>	95.7	95.7	95.6	95.6	95.6	95.6	95.6	95.6
4.3.1	Mahir <i>Skilled</i>	94.9	95.0	94.9	94.9	94.8	94.6	94.7	94.7
4.3.2	Separuh Mahir <i>Semi-skilled</i>	97.4	97.2	97.2	97.2	97.2	97.1	97.1	97.1
4.3.3	Berkemahiran Rendah <i>Low-skilled</i>	87.0	87.5	87.4	87.3	87.2	87.5	87.6	87.5
4.4	Produk petroleum, kimia, getah & plastik <i>Petroleum, chemical, rubber & plastic products</i>	95.4	95.4	95.5	95.5	95.5	95.6	95.7	95.7
4.4.1	Mahir <i>Skilled</i>	94.1	94.3	94.4	94.4	94.4	94.5	94.7	94.8
4.4.2	Separuh Mahir <i>Semi-skilled</i>	95.9	95.9	96.0	96.0	96.0	96.1	96.1	96.1
4.4.3	Berkemahiran Rendah <i>Low-skilled</i>	91.9	92.3	92.4	92.4	92.6	92.8	92.9	92.9
4.5	Produk mineral bukan logam, logam asas & produk logam yang direka <i>Non-metallic mineral products, basic metal & fabricated metal products</i>	95.9	96.1	96.2	96.2	96.2	96.2	96.3	96.2
4.5.1	Mahir <i>Skilled</i>	93.7	93.9	94.0	94.0	94.0	94.1	94.2	94.1
4.5.2	Separuh Mahir <i>Semi-skilled</i>	97.2	97.3	97.4	97.4	97.4	97.4	97.4	97.3
4.5.3	Berkemahiran Rendah <i>Low-skilled</i>	88.1	88.5	88.9	89.1	88.9	89.2	89.5	89.4

3.4c

Kadar Jawatan Diisi Suku Tahunan mengikut Aktiviti Ekonomi dan Kemahiran, ST1 2022 - ST4 2025 (samb.)
Quarterly Rate of Filled Jobs by Economic Activity and Skill, Q1 2022 - Q4 2025 (cont'd)

(%)

Suku Tahunan/Quarterly								Aktiviti Ekonomi Economic Activity	
2024				2025					
I	II	III	IV	I	II	III	IV ^P		
96.5	96.6	96.4	96.5	96.5	96.5	96.5	96.5	Produk tekstil, pakaian & kulit <i>Textiles, wearing apparel & leather products</i>	4.2
94.4	94.5	94.5	94.5	94.4	94.4	94.3	94.5	Mahir <i>Skilled</i>	4.2.1
97.6	97.6	97.5	97.5	97.6	97.5	97.5	97.6	Separuh Mahir <i>Semi-skilled</i>	4.2.2
86.9	87.1	87.0	87.1	87.1	87.1	87.1	87.0	Berkemahiran Rendah <i>Low-skilled</i>	4.2.3
95.6	95.5	95.5	95.7	95.6	95.5	95.5	95.4	Produk kayu, perabot, keluaran kertas & percetakan <i>Wood products, furniture, paper products & printing</i>	4.3
94.6	94.6	94.5	94.6	94.6	94.4	94.5	94.3	Mahir <i>Skilled</i>	4.3.1
97.1	97.1	97.2	97.3	97.3	97.1	97.2	97.1	Separuh Mahir <i>Semi-skilled</i>	4.3.2
87.2	87.0	87.0	87.0	87.0	86.8	86.8	86.7	Berkemahiran Rendah <i>Low-skilled</i>	4.3.3
95.6	95.7	95.7	95.7	95.6	95.6	95.7	95.5	Produk petroleum, kimia, getah & plastik <i>Petroleum, chemical, rubber & plastic products</i>	4.4
94.8	94.9	94.8	94.9	94.7	94.7	94.5	94.6	Mahir <i>Skilled</i>	4.4.1
96.0	96.1	96.1	96.1	96.0	96.0	96.1	95.9	Separuh Mahir <i>Semi-skilled</i>	4.4.2
92.7	92.8	92.9	93.1	92.9	92.9	92.8	92.8	Berkemahiran Rendah <i>Low-skilled</i>	4.4.3
96.1	96.1	96.2	96.1	96.0	95.9	95.9	95.8	Produk mineral bukan logam, logam asas & produk logam yang direka <i>Non-metallic mineral products, basic metal & fabricated metal products</i>	4.5
94.0	94.1	94.0	94.1	94.0	93.9	94.1	93.9	Mahir <i>Skilled</i>	4.5.1
97.2	97.3	97.4	97.2	97.2	97.1	97.0	97.0	Separuh Mahir <i>Semi-skilled</i>	4.5.2
89.3	89.3	89.3	89.3	89.2	89.2	89.2	89.1	Berkemahiran Rendah <i>Low-skilled</i>	4.5.3

Aktiviti Ekonomi Economic Activity		Suku Tahunan/Quarterly							
		2022				2023			
		I	II	III	IV	I	II	III	IV
4.6	Produk elektrik, elektronik & optikal <i>Electrical, electronic & optical products</i>	94.8	94.8	94.9	94.9	94.9	94.8	94.9	94.9
4.6.1	Mahir <i>Skilled</i>	93.8	93.8	93.8	93.9	93.9	93.9	94.0	94.0
4.6.2	Separuh Mahir <i>Semi-skilled</i>	95.6	95.6	95.6	95.6	95.6	95.5	95.5	95.6
4.6.3	Berkemahiran Rendah <i>Low-skilled</i>	86.4	86.5	86.5	86.6	86.8	86.7	86.7	86.6
4.7	Peralatan pengangkutan, pembuatan lain & pembaikan <i>Transport equipment, other manufacturing & repair</i>	95.7	95.7	95.7	95.8	95.8	95.9	96.0	95.9
4.7.1	Mahir <i>Skilled</i>	94.7	94.6	94.7	94.7	94.8	94.7	94.7	94.7
4.7.2	Separuh Mahir <i>Semi-skilled</i>	96.4	96.3	96.4	96.5	96.5	96.6	96.7	96.6
4.7.3	Berkemahiran Rendah <i>Low-skilled</i>	91.2	91.2	91.3	91.3	91.4	91.5	91.6	91.5
5	Pembinaan <i>Construction</i>	98.2	98.2	98.2	98.1	98.1	98.1	98.0	98.0
5.1	Mahir <i>Skilled</i>	96.6	96.6	96.8	96.7	96.8	96.7	96.5	96.5
5.2	Separuh Mahir <i>Semi-skilled</i>	98.8	98.8	98.8	98.7	98.7	98.7	98.6	98.7
5.3	Berkemahiran Rendah <i>Low-skilled</i>	88.5	88.3	88.2	88.7	88.9	89.3	86.9	87.3
6	Perkhidmatan <i>Services</i>	99.4	99.3	99.3	99.4	99.4	99.4	99.4	99.5
6.1	Mahir <i>Skilled</i>	99.3	99.0	99.1	99.0	99.0	99.1	99.1	99.1
6.2	Separuh Mahir <i>Semi-skilled</i>	99.6	99.6	99.6	99.6	99.6	99.7	99.7	99.7
6.3	Berkemahiran Rendah <i>Low-skilled</i>	99.3	99.3	99.3	99.2	99.3	99.3	99.4	99.4
6.1	Perdagangan borong & runcit <i>Wholesale & retail trade</i>	99.5	99.3	99.4	99.3	99.4	99.4	99.4	99.4
6.1.1	Mahir <i>Skilled</i>	99.7	99.2	99.4	99.2	99.2	99.2	99.2	99.2
6.1.2	Separuh Mahir <i>Semi-skilled</i>	99.6	99.5	99.5	99.7	99.7	99.7	99.8	99.8
6.1.3	Berkemahiran Rendah <i>Low-skilled</i>	99.1	99.0	99.0	98.5	98.7	98.8	98.8	98.8

Suku Tahunan/Quarterly								Aktiviti Ekonomi Economic Activity	
2024				2025					
I	II	III	IV	I	II	III	IV ^P		
94.8	94.8	94.8	94.8	94.8	94.7	94.7	94.6	Produk elektrik, elektronik & optikal Electrical, electronic & optical products	4.6
93.8	93.8	93.9	93.9	93.9	93.9	93.7	93.8	Mahir Skilled	4.6.1
95.5	95.5	95.5	95.5	95.5	95.4	95.4	95.3	Separuh Mahir Semi-skilled	4.6.2
86.3	86.2	86.2	86.2	86.2	86.2	86.3	86.2	Berkemahiran Rendah Low-skilled	4.6.3
95.8	95.8	95.9	95.9	95.8	95.8	95.8	95.8	Peralatan pengangkutan, pembuatan lain & pembaikan Transport equipment, other manufacturing & repair	4.7
94.7	94.6	94.7	94.7	94.7	94.7	94.7	94.7	Mahir Skilled	4.7.1
96.5	96.5	96.6	96.5	96.5	96.5	96.4	96.5	Separuh Mahir Semi-skilled	4.7.2
91.4	91.6	91.6	91.5	91.5	91.6	91.6	91.6	Berkemahiran Rendah Low-skilled	4.7.3
98.0	97.9	98.0	98.0	98.0	98.0	98.0	98.1	Pembinaan Construction	5
96.5	96.4	96.7	96.7	96.9	96.7	96.9	96.9	Mahir Skilled	5.1
98.6	98.6	98.7	98.7	98.6	98.7	98.7	98.7	Separuh Mahir Semi-skilled	5.2
87.0	87.3	87.3	87.2	87.4	87.4	87.5	87.4	Berkemahiran Rendah Low-skilled	5.3
99.5	99.5	99.5	99.5	99.5	99.5	99.5	99.5	Perkhidmatan Services	6
99.2	99.2	99.2	99.2	99.2	99.2	99.2	99.2	Mahir Skilled	6.1
99.7	99.7	99.7	99.7	99.7	99.7	99.7	99.7	Separuh Mahir Semi-skilled	6.2
99.4	99.4	99.4	99.4	99.4	99.4	99.4	99.4	Berkemahiran Rendah Low-skilled	6.3
99.4	99.4	99.4	99.4	99.5	99.5	99.5	99.5	Perdagangan borong & runcit Wholesale & retail trade	6.1
99.2	99.2	99.2	99.2	99.3	99.3	99.3	99.3	Mahir Skilled	6.1.1
99.8	99.8	99.8	99.8	99.8	99.8	99.8	99.8	Separuh Mahir Semi-skilled	6.1.2
98.8	98.8	98.8	98.8	98.8	98.8	98.8	98.8	Berkemahiran Rendah Low-skilled	6.1.3

Aktiviti Ekonomi Economic Activity		Suku Tahunan/Quarterly							
		2022				2023			
		I	II	III	IV	I	II	III	IV
6.2	Makanan & minuman dan penginapan <i>Food & beverages and accommodation</i>	99.7	99.7	99.7	99.6	99.7	99.7	99.8	99.8
6.2.1	Mahir <i>Skilled</i>	99.8	99.8	99.8	99.6	99.8	99.8	99.8	99.8
6.2.2	Separuh Mahir <i>Semi-skilled</i>	99.7	99.6	99.5	99.4	99.4	99.6	99.7	99.7
6.2.3	Berkemahiran Rendah <i>Low-skilled</i>	99.7	99.8	99.8	99.9	99.9	99.9	99.9	99.9
6.3	Pengangkutan & penyimpanan <i>Transportation & storage</i>	99.3	99.5	99.6	99.6	99.6	99.6	99.6	99.7
6.3.1	Mahir <i>Skilled</i>	99.7	99.8	99.9	99.8	99.8	99.6	99.7	99.7
6.3.2	Separuh Mahir <i>Semi-skilled</i>	99.5	99.7	99.7	99.8	99.8	99.7	99.7	99.7
6.3.3	Berkemahiran Rendah <i>Low-skilled</i>	98.5	98.9	98.9	99.1	99.2	99.5	99.5	99.6
6.4	Maklumat & komunikasi <i>Information & communication</i>	99.5	99.4	99.5	99.6	99.6	99.6	99.6	99.6
6.4.1	Mahir <i>Skilled</i>	99.7	99.6	99.6	99.7	99.7	99.8	99.8	99.8
6.4.2	Separuh Mahir <i>Semi-skilled</i>	99.8	99.7	99.7	99.8	99.8	99.8	99.8	99.9
6.4.3	Berkemahiran Rendah <i>Low-skilled</i>	97.1	97.0	97.2	97.7	97.4	97.5	97.4	97.4
6.5	Kewangan, insurans, hartanah & perkhidmatan perniagaan <i>Finance, insurance, real estate & business services</i>	99.0	98.8	98.8	98.9	98.8	98.9	98.9	99.0
6.5.1	Mahir <i>Skilled</i>	98.1	97.8	97.8	98.0	97.8	98.0	98.1	98.3
6.5.2	Separuh Mahir <i>Semi-skilled</i>	99.7	99.7	99.7	99.7	99.7	99.8	99.7	99.7
6.5.3	Berkemahiran Rendah <i>Low-skilled</i>	99.3	99.4	99.2	99.2	99.1	99.1	99.2	99.2
6.6	Perkhidmatan lain <i>Other services</i>	99.6	99.3	99.5	99.5	99.6	99.6	99.6	99.6
6.6.1	Mahir <i>Skilled</i>	99.7	99.4	99.6	99.6	99.6	99.7	99.7	99.7
6.6.2	Separuh Mahir <i>Semi-skilled</i>	99.5	99.4	99.5	99.4	99.5	99.5	99.5	99.6
6.6.3	Berkemahiran Rendah <i>Low-skilled</i>	99.3	98.9	99.3	99.4	99.5	99.4	99.4	99.4

Suku Tahunan/Quarterly								Aktiviti Ekonomi Economic Activity	
2024				2025					
I	II	III	IV	I	II	III	IV ^P		
99.8	99.8	99.8	99.8	99.8	99.8	99.8	99.8	Makanan & minuman dan penginapan Food & beverages and accommodation	6.2
99.8	99.8	99.8	99.8	99.7	99.8	99.8	99.8	Mahir Skilled	6.2.1
99.7	99.7	99.7	99.7	99.7	99.7	99.7	99.7	Separuh Mahir Semi-skilled	6.2.2
99.9	99.9	99.9	99.9	99.9	99.9	99.9	99.9	Berkemahiran Rendah Low-skilled	6.2.3
99.7	99.7	99.7	99.7	99.7	99.7	99.7	99.7	Pengangkutan & penyimpanan Transportation & storage	6.3
99.7	99.7	99.6	99.6	99.6	99.7	99.7	99.7	Mahir Skilled	6.3.1
99.7	99.7	99.7	99.7	99.7	99.7	99.7	99.7	Separuh Mahir Semi-skilled	6.3.2
99.6	99.7	99.6	99.7	99.6	99.6	99.6	99.6	Berkemahiran Rendah Low-skilled	6.3.3
99.6	99.6	99.6	99.6	99.6	99.6	99.6	99.6	Maklumat & komunikasi Information & communication	6.4
99.8	99.8	99.8	99.8	99.8	99.8	99.8	99.8	Mahir Skilled	6.4.1
99.9	99.9	99.9	99.9	99.8	99.9	99.8	99.8	Separuh Mahir Semi-skilled	6.4.2
97.4	97.3	97.2	97.3	97.3	97.2	97.1	97.1	Berkemahiran Rendah Low-skilled	6.4.3
99.0	99.0	99.0	99.0	99.0	99.0	99.1	99.1	Kewangan, insurans, hartanah & perkhidmatan perniagaan Finance, insurance, real estate & business services	6.5
98.3	98.4	98.4	98.4	98.4	98.4	98.5	98.5	Mahir Skilled	6.5.1
99.7	99.7	99.7	99.7	99.7	99.7	99.6	99.6	Separuh Mahir Semi-skilled	6.5.2
99.2	99.2	99.1	99.2	99.2	99.3	99.2	99.2	Berkemahiran Rendah Low-skilled	6.5.3
99.6	99.6	99.6	99.6	99.6	99.5	99.6	99.6	Perkhidmatan lain Other services	6.6
99.8	99.7	99.7	99.7	99.8	99.7	99.7	99.7	Mahir Skilled	6.6.1
99.5	99.5	99.5	99.5	99.5	99.5	99.5	99.5	Separuh Mahir Semi-skilled	6.6.2
99.6	99.5	99.5	99.5	99.5	99.4	99.5	99.4	Berkemahiran Rendah Low-skilled	6.6.3

('000)

Aktiviti Ekonomi <i>Economic Activity</i>		2022	2023	2024	2025 ^P
1	Jumlah Total	192.4	190.2	193.6	198.1
2	Pertanian Agriculture	31.7	31.1	31.9	32.0
3	Perlombongan & Pengkuarian Mining & Quarrying	0.4	0.5	0.5	0.6
4	Pembuatan Manufacturing	107.5	108.0	110.5	115.8
4.1	Prosesan makanan, minuman & produk tembakau <i>Food processing, beverages & tobacco products</i>	13.5	13.8	14.6	15.1
4.2	Produk tekstil, pakaian & kulit <i>Textiles, wearing apparel & leather products</i>	3.2	3.1	3.1	3.1
4.3	Produk kayu, perabot, keluaran kertas & percetakan <i>Wood products, furniture, paper products & printing</i>	13.5	13.8	13.8	14.9
4.4	Produk petroleum, kimia, getah & plastik <i>Petroleum, chemical, rubber & plastic products</i>	20.6	20.0	19.7	20.5
4.5	Produk mineral bukan logam, logam asas & produk logam yang direka <i>Non-metallic mineral products, basic metal & fabricated metal products</i>	13.8	14.5	15.1	16.4
4.6	Produk elektrik, elektronik & optikal <i>Electrical, electronic & optical products</i>	33.1	33.1	34.3	35.7
4.7	Peralatan pengangkutan, pembuatan lain & pembaikan <i>Transport equipment, other manufacturing & repair</i>	9.8	9.8	10.0	10.1
5	Pembinaan Construction	23.3	25.5	25.7	24.8
6	Perkhidmatan Services	29.4	25.0	25.0	25.0
6.1	Perdagangan borong & runcit <i>Wholesale & retail trade</i>	11.0	9.7	9.7	9.8
6.2	Makanan & minuman dan penginapan <i>Food & beverages and accommodation</i>	3.1	1.6	1.6	1.6
6.3	Pengangkutan & penyimpanan <i>Transportation & storage</i>	1.6	1.4	1.5	1.4
6.4	Maklumat & komunikasi <i>Information & communication</i>	1.0	0.8	0.9	0.9
6.5	Kewangan, insurans, hartanah & perkhidmatan perniagaan <i>Finance, insurance, real estate & business services</i>	10.3	9.4	9.1	9.0
6.6	Perkhidmatan lain <i>Other services</i>	2.5	2.1	2.2	2.3

(%)

Aktiviti Ekonomi <i>Economic Activity</i>		2022	2023	2024	2025 ^P
1	Jumlah Total	100.0	100.0	100.0	100.0
2	Pertanian <i>Agriculture</i>	16.5	16.3	16.5	16.2
3	Perlombongan & Pengkuarian <i>Mining & Quarrying</i>	0.2	0.3	0.3	0.3
4	Pembuatan <i>Manufacturing</i>	55.9	56.8	57.0	58.4
4.1	Prosesan makanan, minuman & produk tembakau <i>Food processing, beverages & tobacco products</i>	7.0	7.2	7.5	7.6
4.2	Produk tekstil, pakaian & kulit <i>Textiles, wearing apparel & leather products</i>	1.6	1.6	1.6	1.6
4.3	Produk kayu, perabot, keluaran kertas & percetakan <i>Wood products, furniture, paper products & printing</i>	7.0	7.2	7.1	7.5
4.4	Produk petroleum, kimia, getah & plastik <i>Petroleum, chemical, rubber & plastic products</i>	10.7	10.5	10.2	10.3
4.5	Produk mineral bukan logam, logam asas & produk logam yang direka <i>Non-metallic mineral products, basic metal & fabricated metal products</i>	7.2	7.6	7.8	8.3
4.6	Produk elektrik, elektronik & optikal <i>Electrical, electronic & optical products</i>	17.2	17.4	17.7	18.0
4.7	Peralatan pengangkutan, pembuatan lain & pembaikan <i>Transport equipment, other manufacturing & repair</i>	5.1	5.1	5.2	5.1
5	Pembinaan <i>Construction</i>	12.1	13.5	13.3	12.5
6	Perkhidmatan <i>Services</i>	15.3	13.1	12.9	12.6
6.1	Perdagangan borong & runcit <i>Wholesale & retail trade</i>	5.7	5.1	5.0	4.9
6.2	Makanan & minuman dan penginapan <i>Food & beverages and accommodation</i>	1.6	0.8	0.8	0.8
6.3	Pengangkutan & penyimpanan <i>Transportation & storage</i>	0.8	0.7	0.8	0.7
6.4	Maklumat & komunikasi <i>Information & communication</i>	0.5	0.4	0.5	0.5
6.5	Kewangan, insurans, hartanah & perkhidmatan perniagaan <i>Finance, insurance, real estate & business services</i>	5.3	4.9	4.7	4.5
6.6	Perkhidmatan lain <i>Other services</i>	1.3	1.1	1.1	1.1

('000)

Aktiviti Ekonomi <i>Economic Activity</i>		Suku Tahunan/ <i>Quarterly</i>							
		2022				2023			
		I	II	III	IV	I	II	III	IV
1	Jumlah Total	184.3	191.3	191.3	192.4	192.6	189.8	190.9	190.2
2	Pertanian Agriculture	30.1	30.7	30.8	31.7	31.8	30.7	30.5	31.1
3	Perlombongan & Pengkuarian Mining & Quarrying	0.5	0.4	0.4	0.4	0.5	0.4	0.5	0.5
4	Pembuatan Manufacturing	106.2	106.9	107.3	107.5	107.7	108.0	107.9	108.0
4.1	Prosesan makanan, minuman & produk tembakau <i>Food processing, beverages & tobacco products</i>	12.9	13.4	13.5	13.5	13.5	14.0	14.1	13.8
4.2	Produk tekstil, pakaian & kulit <i>Textiles, wearing apparel & leather products</i>	3.0	3.1	3.2	3.2	3.1	3.1	3.0	3.1
4.3	Produk kayu, perabot, keluaran kertas & percetakan <i>Wood products, furniture, paper products & printing</i>	13.0	13.1	13.4	13.5	13.6	13.5	13.6	13.8
4.4	Produk petroleum, kimia, getah & plastik <i>Petroleum, chemical, rubber & plastic products</i>	20.6	20.6	20.5	20.6	20.4	19.6	19.7	20.0
4.5	Produk mineral bukan logam, logam asas & produk logam yang direka <i>Non-metallic mineral products, basic metal & fabricated metal products</i>	14.7	14.2	13.9	13.8	13.9	13.9	14.0	14.5
4.6	Produk elektrik, elektronik & optikal <i>Electrical, electronic & optical products</i>	32.2	32.5	32.9	33.1	33.2	34.2	33.8	33.1
4.7	Peralatan pengangkutan, pembuatan lain & pembaikan <i>Transport equipment, other manufacturing & repair</i>	9.8	10.0	9.9	9.8	9.9	9.7	9.6	9.8
5	Pembinaan Construction	22.2	22.6	22.7	23.3	23.3	23.7	25.9	25.5
6	Perkhidmatan Services	25.3	30.6	30.0	29.4	29.4	27.1	26.1	25.0
6.1	Perdagangan borong & runcit <i>Wholesale & retail trade</i>	7.7	10.9	10.7	11.0	10.4	10.2	9.6	9.7
6.2	Makanan & minuman dan penginapan <i>Food & beverages and accommodation</i>	2.1	2.3	2.6	3.1	2.8	2.1	1.6	1.6
6.3	Pengangkutan & penyimpanan <i>Transportation & storage</i>	2.6	1.8	1.7	1.6	1.5	1.5	1.5	1.4
6.4	Maklumat & komunikasi <i>Information & communication</i>	1.1	1.4	1.2	1.0	1.0	0.9	0.9	0.8
6.5	Kewangan, insurans, hartanah & perkhidmatan perniagaan <i>Finance, insurance, real estate & business services</i>	9.4	10.8	11.3	10.3	11.4	10.3	10.3	9.4
6.6	Perkhidmatan lain <i>Other services</i>	2.3	3.4	2.5	2.5	2.3	2.1	2.2	2.1

('000)

Suku Tahunan/ <i>Quarterly</i>								Aktiviti Ekonomi <i>Economic Activity</i>	
2024				2025					
I	II	III	IV	I	II	III	IV ^P		
191.9	191.5	191.8	193.6	194.1	194.9	197.1	198.1	Jumlah Total	1
32.1	31.8	32.0	31.9	31.8	31.8	32.0	32.0	Pertanian Agriculture	2
0.6	0.6	0.5	0.5	0.5	0.6	0.6	0.6	Perlombongan & Pengkuarian Mining & Quarrying	3
108.8	108.3	109.1	110.5	111.2	112.4	114.7	115.8	Pembuatan Manufacturing	4
13.8	14.0	14.1	14.6	14.9	14.4	15.7	15.1	Prosesan makanan, minuman & produk tembakau <i>Food processing, beverages & tobacco products</i>	4.1
3.2	3.1	3.2	3.1	3.1	3.1	3.2	3.1	Produk tekstil, pakaian & kulit <i>Textiles, wearing apparel & leather products</i>	4.2
13.7	13.9	13.9	13.8	13.8	14.4	14.4	14.9	Produk kayu, perabot, keluaran kertas & percetakan <i>Wood products, furniture, paper products & printing</i>	4.3
20.1	19.3	19.7	19.7	20.2	20.0	19.8	20.5	Produk petroleum, kimia, getah & plastik <i>Petroleum, chemical, rubber & plastic products</i>	4.4
14.8	14.6	14.6	15.1	15.4	15.7	16.0	16.4	Produk mineral bukan logam, logam asas & produk logam yang direka <i>Non-metallic mineral products, basic metal & fabricated metal products</i>	4.5
33.4	33.6	33.8	34.3	33.9	34.8	35.4	35.7	Produk elektrik, elektronik & optikal <i>Electrical, electronic & optical products</i>	4.6
9.9	9.9	9.9	10.0	9.9	10.0	10.2	10.1	Peralatan pengangkutan, pembuatan lain & pembaikan <i>Transport equipment, other manufacturing & repair</i>	4.7
25.7	26.0	25.4	25.7	25.4	25.2	25.2	24.8	Pembinaan Construction	5
24.6	24.7	24.8	25.0	25.2	24.8	24.6	25.0	Perkhidmatan Services	6
9.6	9.5	9.6	9.7	9.4	9.4	9.4	9.8	Perdagangan borong & runcit <i>Wholesale & retail trade</i>	6.1
1.6	1.5	1.6	1.6	1.7	1.6	1.7	1.6	Makanan & minuman dan penginapan <i>Food & beverages and accommodation</i>	6.2
1.3	1.3	1.5	1.5	1.5	1.4	1.4	1.4	Pengangkutan & penyimpanan <i>Transportation & storage</i>	6.3
0.9	0.9	0.9	0.9	1.0	0.9	1.0	0.9	Maklumat & komunikasi <i>Information & communication</i>	6.4
9.2	9.2	9.0	9.1	9.4	9.1	8.9	9.0	Kewangan, insurans, hartanah & perkhidmatan perniagaan <i>Finance, insurance, real estate & business services</i>	6.5
2.1	2.2	2.2	2.2	2.1	2.4	2.2	2.3	Perkhidmatan lain <i>Other services</i>	6.6

(%)

Aktiviti Ekonomi <i>Economic Activity</i>		Suku Tahunan/ <i>Quarterly</i>							
		2022				2023			
		I	II	III	IV	I	II	III	IV
1	Jumlah Total	100.0	100.0	100.0	100.0	100.0	100.0	100.0	100.0
2	Pertanian Agriculture	16.3	16.1	16.1	16.5	16.5	16.2	16.0	16.3
3	Perlombongan & Pengkuarian Mining & Quarrying	0.3	0.2	0.2	0.2	0.2	0.2	0.3	0.3
4	Pembuatan Manufacturing	57.6	55.9	56.1	55.9	55.9	56.9	56.5	56.8
4.1	Prosesan makanan, minuman & produk tembakau <i>Food processing, beverages & tobacco products</i>	7.0	7.0	7.0	7.0	7.0	7.4	7.4	7.2
4.2	Produk tekstil, pakaian & kulit <i>Textiles, wearing apparel & leather products</i>	1.6	1.6	1.7	1.6	1.6	1.6	1.6	1.6
4.3	Produk kayu, perabot, keluaran kertas & percetakan <i>Wood products, furniture, paper products & printing</i>	7.0	6.8	7.0	7.0	7.1	7.1	7.1	7.2
4.4	Produk petroleum, kimia, getah & plastik <i>Petroleum, chemical, rubber & plastic products</i>	11.2	10.8	10.7	10.7	10.6	10.3	10.3	10.5
4.5	Produk mineral bukan logam, logam asas & produk logam yang direka <i>Non-metallic mineral products, basic metal & fabricated metal products</i>	8.0	7.4	7.3	7.2	7.2	7.3	7.3	7.6
4.6	Produk elektrik, elektronik & optikal <i>Electrical, electronic & optical products</i>	17.5	17.0	17.2	17.2	17.2	18.0	17.7	17.4
4.7	Peralatan pengangkutan, pembuatan lain & pembaikan <i>Transport equipment, other manufacturing & repair</i>	5.3	5.2	5.2	5.1	5.2	5.1	5.0	5.1
5	Pembinaan Construction	12.1	11.8	11.9	12.1	12.1	12.5	13.6	13.5
6	Perkhidmatan Services	13.7	16.0	15.7	15.3	15.3	14.2	13.6	13.1
6.1	Perdagangan borong & runcit <i>Wholesale & retail trade</i>	4.2	5.7	5.6	5.7	5.4	5.4	5.0	5.1
6.2	Makanan & minuman dan penginapan <i>Food & beverages and accommodation</i>	1.2	1.2	1.3	1.6	1.5	1.1	0.8	0.8
6.3	Pengangkutan & penyimpanan <i>Transportation & storage</i>	1.4	1.0	0.9	0.8	0.8	0.8	0.8	0.7
6.4	Maklumat & komunikasi <i>Information & communication</i>	0.6	0.7	0.6	0.5	0.5	0.5	0.5	0.4
6.5	Kewangan, insurans, hartanah & perkhidmatan perniagaan <i>Finance, insurance, real estate & business services</i>	5.1	5.6	5.9	5.3	5.9	5.4	5.4	4.9
6.6	Perkhidmatan lain <i>Other services</i>	1.2	1.8	1.3	1.3	1.2	1.1	1.2	1.1

Suku Tahunan/Quarterly								Aktiviti Ekonomi Economic Activity	
2024				2025					
I	II	III	IV	I	II	III	IV ^P		
100.0	100.0	100.0	100.0	100.0	100.0	100.0	100.0	Jumlah Total	1
16.7	16.6	16.7	16.5	16.4	16.3	16.2	16.2	Pertanian Agriculture	2
0.3	0.3	0.3	0.3	0.2	0.3	0.3	0.3	Perlombongan & Pengkuarian Mining & Quarrying	3
56.7	56.6	56.9	57.0	57.3	57.7	58.2	58.4	Pembuatan Manufacturing	4
7.2	7.3	7.3	7.5	7.7	7.4	8.0	7.6	Prosesan makanan, minuman & produk tembakau Food processing, beverages & tobacco products	4.1
1.6	1.6	1.7	1.6	1.6	1.6	1.6	1.6	Produk tekstil, pakaian & kulit Textiles, wearing apparel & leather products	4.2
7.1	7.3	7.3	7.1	7.1	7.4	7.3	7.5	Produk kayu, perabot, keluaran kertas & percetakan Wood products, furniture, paper products & printing	4.3
10.5	10.1	10.2	10.2	10.4	10.3	10.0	10.3	Produk petroleum, kimia, getah & plastik Petroleum, chemical, rubber & plastic products	4.4
7.7	7.6	7.6	7.8	7.9	8.1	8.1	8.3	Produk mineral bukan logam, logam asas & produk logam yang direka Non-metallic mineral products, basic metal & fabricated metal products	4.5
17.4	17.5	17.6	17.7	17.5	17.9	18.0	18.0	Produk elektrik, elektronik & optikal Electrical, electronic & optical products	4.6
5.1	5.2	5.2	5.2	5.1	5.1	5.2	5.1	Peralatan pengangkutan, pembuatan lain & pembaikan Transport equipment, other manufacturing & repair	4.7
13.4	13.6	13.2	13.3	13.1	13.0	12.8	12.5	Pembinaan Construction	5
12.9	12.9	12.9	12.9	13.0	12.7	12.5	12.6	Perkhidmatan Services	6
5.0	5.0	5.0	5.0	4.9	4.8	4.8	4.9	Perdagangan borong & runcit Wholesale & retail trade	6.1
0.8	0.8	0.9	0.8	0.9	0.8	0.9	0.8	Makanan & minuman dan penginapan Food & beverages and accommodation	6.2
0.7	0.7	0.8	0.8	0.8	0.7	0.7	0.7	Pengangkutan & penyimpanan Transportation & storage	6.3
0.5	0.5	0.5	0.5	0.5	0.5	0.5	0.5	Maklumat & komunikasi Information & communication	6.4
4.8	4.8	4.7	4.7	4.9	4.7	4.5	4.5	Kewangan, insurans, hartanah & perkhidmatan perniagaan Finance, insurance, real estate & business services	6.5
1.1	1.1	1.1	1.1	1.1	1.2	1.1	1.1	Perkhidmatan lain Other services	6.6

('000)

Aktiviti Ekonomi <i>Economic Activity</i>		2022	2023	2024	2025 ^P
1	Jumlah Total	192.4	190.2	193.6	198.1
1.1	Mahir <i>Skilled</i>	48.6	48.1	47.6	48.7
1.2	Separuh Mahir <i>Semi-skilled</i>	105.9	105.6	108.5	111.3
1.3	Berkemahiran Rendah <i>Low-skilled</i>	37.8	36.5	37.5	38.2
2	Pertanian Agriculture	31.7	31.1	31.9	32.0
2.1	Mahir <i>Skilled</i>	4.3	4.4	4.5	4.5
2.2	Separuh Mahir <i>Semi-skilled</i>	20.7	20.6	21.2	21.2
2.3	Berkemahiran Rendah <i>Low-skilled</i>	6.7	6.1	6.2	6.3
3	Perlombongan & Pengkuarian Mining & Quarrying	0.4	0.5	0.5	0.6
3.1	Mahir <i>Skilled</i>	0.1	0.1	0.1	0.2
3.2	Separuh Mahir <i>Semi-skilled</i>	0.2	0.3	0.3	0.3
3.3	Berkemahiran Rendah <i>Low-skilled</i>	0.1	0.1	0.1	0.1
4	Pembuatan Manufacturing	107.5	108.0	110.5	115.8
4.1	Prosesan makanan, minuman & produk tembakau <i>Food processing, beverages & tobacco products</i>	13.5	13.8	14.6	15.1
4.1.1	Mahir <i>Skilled</i>	2.3	2.3	2.3	2.5
4.1.2	Separuh Mahir <i>Semi-skilled</i>	7.2	7.4	8.1	8.4
4.1.3	Berkemahiran Rendah <i>Low-skilled</i>	4.0	4.1	4.1	4.2
4.2	Produk tekstil, pakaian & kulit <i>Textiles, wearing apparel & leather products</i>	3.2	3.1	3.1	3.1
4.2.1	Mahir <i>Skilled</i>	0.6	0.6	0.6	0.6
4.2.2	Separuh Mahir <i>Semi-skilled</i>	1.8	1.7	1.8	1.8
4.2.3	Berkemahiran Rendah <i>Low-skilled</i>	0.8	0.8	0.8	0.8

('000)

Aktiviti Ekonomi <i>Economic Activity</i>		2022	2023	2024	2025 ^P
4.3	Produk kayu, perabot, keluaran kertas & percetakan <i>Wood products, furniture, paper products & printing</i>	13.5	13.8	13.8	14.9
4.3.1	Mahir <i>Skilled</i>	1.9	2.0	2.0	2.1
4.3.2	Separuh Mahir <i>Semi-skilled</i>	6.5	6.8	6.4	7.0
4.3.3	Berkemahiran Rendah <i>Low-skilled</i>	5.1	5.0	5.4	5.7
4.4	Produk petroleum, kimia, getah & plastik <i>Petroleum, chemical, rubber & plastic products</i>	20.6	20.0	19.7	20.5
4.4.1	Mahir <i>Skilled</i>	4.7	4.4	4.3	4.5
4.4.2	Separuh Mahir <i>Semi-skilled</i>	13.9	13.8	13.6	14.2
4.4.3	Berkemahiran Rendah <i>Low-skilled</i>	2.0	1.8	1.8	1.8
4.5	Produk mineral bukan logam, logam asas & produk logam yang direka <i>Non-metallic mineral products, basic metal & fabricated metal products</i>	13.8	14.5	15.1	16.4
4.5.1	Mahir <i>Skilled</i>	3.5	3.6	3.7	4.0
4.5.2	Separuh Mahir <i>Semi-skilled</i>	7.3	7.9	8.1	8.9
4.5.3	Berkemahiran Rendah <i>Low-skilled</i>	3.1	3.1	3.3	3.4
4.6	Produk elektrik, elektronik & optikal <i>Electrical, electronic & optical products</i>	33.1	33.1	34.3	35.7
4.6.1	Mahir <i>Skilled</i>	9.1	9.1	9.3	10.1
4.6.2	Separuh Mahir <i>Semi-skilled</i>	20.9	20.9	21.7	22.4
4.6.3	Berkemahiran Rendah <i>Low-skilled</i>	3.1	3.1	3.2	3.2
4.7	Peralatan pengangkutan, pembuatan lain & pembaikan <i>Transport equipment, other manufacturing & repair</i>	9.8	9.8	10.0	10.1
4.7.1	Mahir <i>Skilled</i>	2.7	2.8	2.9	3.0
4.7.2	Separuh Mahir <i>Semi-skilled</i>	6.0	5.9	6.1	6.1
4.7.3	Berkemahiran Rendah <i>Low-skilled</i>	1.1	1.1	1.1	1.0
5	Pembinaan <i>Construction</i>	23.3	25.5	25.7	24.8
5.1	Mahir <i>Skilled</i>	4.6	5.0	4.8	4.4
5.2	Separuh Mahir <i>Semi-skilled</i>	13.4	14.4	14.5	14.0
5.3	Berkemahiran Rendah <i>Low-skilled</i>	5.3	6.2	6.4	6.3

('000)

Aktiviti Ekonomi <i>Economic Activity</i>		2022	2023	2024	2025 ^P
6	Perkhidmatan <i>Services</i>	29.4	25.0	25.0	25.0
6.1	Mahir <i>Skilled</i>	14.8	13.9	13.1	12.7
6.2	Separuh Mahir <i>Semi-skilled</i>	8.0	5.9	6.6	6.9
6.3	Berkemahiran Rendah <i>Low-skilled</i>	6.6	5.2	5.3	5.3
6.1	Perdagangan borong & runcit <i>Wholesale & retail trade</i>	11.0	9.7	9.7	9.8
6.1.1	Mahir <i>Skilled</i>	4.9	5.0	4.7	4.6
6.1.2	Separuh Mahir <i>Semi-skilled</i>	2.5	1.9	2.2	2.3
6.1.3	Berkemahiran Rendah <i>Low-skilled</i>	3.6	2.7	2.9	3.0
6.2	Makanan & minuman dan penginapan <i>Food & beverages and accommodation</i>	3.1	1.6	1.6	1.6
6.2.1	Mahir <i>Skilled</i>	0.5	0.2	0.3	0.3
6.2.2	Separuh Mahir <i>Semi-skilled</i>	2.2	1.0	1.0	1.1
6.2.3	Berkemahiran Rendah <i>Low-skilled</i>	0.5	0.4	0.4	0.2
6.3	Pengangkutan & penyimpanan <i>Transportation & storage</i>	1.6	1.4	1.5	1.4
6.3.1	Mahir <i>Skilled</i>	0.2	0.3	0.4	0.3
6.3.2	Separuh Mahir <i>Semi-skilled</i>	0.5	0.7	0.7	0.7
6.3.3	Berkemahiran Rendah <i>Low-skilled</i>	0.8	0.3	0.3	0.4
6.4	Maklumat & komunikasi <i>Information & communication</i>	1.0	0.8	0.9	0.9
6.4.1	Mahir <i>Skilled</i>	0.4	0.3	0.3	0.3
6.4.2	Separuh Mahir <i>Semi-skilled</i>	0.2	0.1	0.1	0.1
6.4.3	Berkemahiran Rendah <i>Low-skilled</i>	0.4	0.5	0.5	0.5
6.5	Kewangan, insurans, hartanah & perkhidmatan perniagaan <i>Finance, insurance, real estate & business services</i>	10.3	9.4	9.1	9.0
6.5.1	Mahir <i>Skilled</i>	8.1	7.4	6.9	6.7
6.5.2	Separuh Mahir <i>Semi-skilled</i>	1.3	1.1	1.3	1.5
6.5.3	Berkemahiran Rendah <i>Low-skilled</i>	0.9	0.8	0.8	0.9
6.6	Perkhidmatan lain <i>Other services</i>	2.5	2.1	2.2	2.3
6.6.1	Mahir <i>Skilled</i>	0.8	0.7	0.6	0.6
6.6.2	Separuh Mahir <i>Semi-skilled</i>	1.3	1.0	1.2	1.2
6.6.3	Berkemahiran Rendah <i>Low-skilled</i>	0.4	0.4	0.4	0.4

(%)

Aktiviti Ekonomi <i>Economic Activity</i>		2022	2023	2024	2025 ^P
1	Jumlah Total	100.0	100.0	100.0	100.0
1.1	Mahir <i>Skilled</i>	25.3	25.3	24.6	24.6
1.2	Separuh Mahir <i>Semi-skilled</i>	55.1	55.5	56.0	56.2
1.3	Berkemahiran Rendah <i>Low-skilled</i>	19.6	19.2	19.4	19.2
2	Pertanian Agriculture	100.0	100.0	100.0	100.0
2.1	Mahir <i>Skilled</i>	13.6	14.1	14.0	14.2
2.2	Separuh Mahir <i>Semi-skilled</i>	65.3	66.3	66.6	66.2
2.3	Berkemahiran Rendah <i>Low-skilled</i>	21.1	19.6	19.4	19.6
3	Perlombongan & Pengkuarian Mining & Quarrying	100.0	100.0	100.0	100.0
3.1	Mahir <i>Skilled</i>	26.8	23.2	21.8	25.8
3.2	Separuh Mahir <i>Semi-skilled</i>	55.4	57.2	59.6	58.8
3.3	Berkemahiran Rendah <i>Low-skilled</i>	17.8	19.6	18.6	15.4
4	Pembuatan Manufacturing	100.0	100.0	100.0	100.0
4.1	Mahir <i>Skilled</i>	23.0	22.8	22.7	23.2
4.2	Separuh Mahir <i>Semi-skilled</i>	59.1	59.6	59.6	59.5
4.3	Berkemahiran Rendah <i>Low-skilled</i>	17.9	17.6	17.7	17.3
4.1	Prosesan makanan, minuman & produk tembakau <i>Food processing, beverages & tobacco products</i>	100.0	100.0	100.0	100.0
4.1.1	Mahir <i>Skilled</i>	16.8	16.9	16.1	16.3
4.1.2	Separuh Mahir <i>Semi-skilled</i>	53.3	53.7	55.6	55.7
4.1.3	Berkemahiran Rendah <i>Low-skilled</i>	29.9	29.4	28.3	28.0
4.2	Produk tekstil, pakaian & kulit <i>Textiles, wearing apparel & leather products</i>	100.0	100.0	100.0	100.0
4.2.1	Mahir <i>Skilled</i>	18.6	18.4	18.0	18.2
4.2.2	Separuh Mahir <i>Semi-skilled</i>	56.8	56.5	57.7	57.6
4.2.3	Berkemahiran Rendah <i>Low-skilled</i>	24.6	25.1	24.3	24.2

(%)

Aktiviti Ekonomi <i>Economic Activity</i>		2022	2023	2024	2025 ^P
4.3	Produk kayu, perabot, keluaran kertas & percetakan <i>Wood products, furniture, paper products & printing</i>	100.0	100.0	100.0	100.0
4.3.1	Mahir <i>Skilled</i>	13.9	14.2	14.7	14.4
4.3.2	Separuh Mahir <i>Semi-skilled</i>	48.3	49.2	46.5	47.0
4.3.3	Berkemahiran Rendah <i>Low-skilled</i>	37.8	36.6	38.8	38.6
4.4	Produk petroleum, kimia, getah & plastik <i>Petroleum, chemical, rubber & plastic products</i>	100.0	100.0	100.0	100.0
4.4.1	Mahir <i>Skilled</i>	22.9	22.0	21.7	21.8
4.4.2	Separuh Mahir <i>Semi-skilled</i>	67.4	68.9	69.3	69.5
4.4.3	Berkemahiran Rendah <i>Low-skilled</i>	9.7	9.1	9.0	8.7
4.5	Produk mineral bukan logam, logam asas & produk logam yang direka <i>Non-metallic mineral products, basic metal & fabricated metal products</i>	100.0	100.0	100.0	100.0
4.5.1	Mahir <i>Skilled</i>	24.9	24.4	24.6	24.6
4.5.2	Separuh Mahir <i>Semi-skilled</i>	52.4	54.2	53.7	54.5
4.5.3	Berkemahiran Rendah <i>Low-skilled</i>	22.7	21.4	21.7	20.9
4.6	Produk elektrik, elektronik & optikal <i>Electrical, electronic & optical products</i>	100.0	100.0	100.0	100.0
4.6.1	Mahir <i>Skilled</i>	27.6	27.4	27.3	28.3
4.6.2	Separuh Mahir <i>Semi-skilled</i>	63.0	63.2	63.3	62.7
4.6.3	Berkemahiran Rendah <i>Low-skilled</i>	9.4	9.4	9.4	9.0
4.7	Peralatan pengangkutan, pembuatan lain & pembaikan <i>Transport equipment, other manufacturing & repair</i>	100.0	100.0	100.0	100.0
4.7.1	Mahir <i>Skilled</i>	27.8	28.5	28.6	29.9
4.7.2	Separuh Mahir <i>Semi-skilled</i>	61.1	60.5	60.7	60.2
4.7.3	Berkemahiran Rendah <i>Low-skilled</i>	11.1	11.0	10.7	9.9
5	Pembinaan <i>Construction</i>	100.0	100.0	100.0	100.0
5.1	Mahir <i>Skilled</i>	19.8	19.5	18.6	17.9
5.2	Separuh Mahir <i>Semi-skilled</i>	57.6	56.3	56.4	56.6
5.3	Berkemahiran Rendah <i>Low-skilled</i>	22.6	24.2	25.0	25.5

(%)

Aktiviti Ekonomi <i>Economic Activity</i>		2022	2023	2024	2025 ^P
6	Perkhidmatan <i>Services</i>	100.0	100.0	100.0	100.0
6.1	Mahir <i>Skilled</i>	50.4	55.7	52.6	51.0
6.2	Separuh Mahir <i>Semi-skilled</i>	27.3	23.7	26.3	27.6
6.3	Berkemahiran Rendah <i>Low-skilled</i>	22.3	20.6	21.1	21.4
6.1	Perdagangan borong & runcit <i>Wholesale & retail trade</i>	100.0	100.0	100.0	100.0
6.1.1	Mahir <i>Skilled</i>	44.4	52.0	47.9	46.9
6.1.2	Separuh Mahir <i>Semi-skilled</i>	23.1	19.7	22.8	23.0
6.1.3	Berkemahiran Rendah <i>Low-skilled</i>	32.5	28.3	29.3	30.1
6.2	Makanan & minuman dan penginapan <i>Food & beverages and accommodation</i>	100.0	100.0	100.0	100.0
6.2.1	Mahir <i>Skilled</i>	14.8	12.2	16.8	17.8
6.2.2	Separuh Mahir <i>Semi-skilled</i>	70.4	64.4	59.4	67.5
6.2.3	Berkemahiran Rendah <i>Low-skilled</i>	14.8	23.4	23.8	14.7
6.3	Pengangkutan & penyimpanan <i>Transportation & storage</i>	100.0	100.0	100.0	100.0
6.3.1	Mahir <i>Skilled</i>	11.5	22.2	28.8	21.5
6.3.2	Separuh Mahir <i>Semi-skilled</i>	34.0	52.9	50.9	52.0
6.3.3	Berkemahiran Rendah <i>Low-skilled</i>	54.5	24.9	20.3	26.5
6.4	Maklumat & komunikasi <i>Information & communication</i>	100.0	100.0	100.0	100.0
6.4.1	Mahir <i>Skilled</i>	42.5	35.2	34.0	28.5
6.4.2	Separuh Mahir <i>Semi-skilled</i>	17.6	8.9	10.6	15.0
6.4.3	Berkemahiran Rendah <i>Low-skilled</i>	39.9	55.9	55.4	56.5
6.5	Kewangan, insurans, hartanah & perkhidmatan perniagaan <i>Finance, insurance, real estate & business services</i>	100.0	100.0	100.0	100.0
6.5.1	Mahir <i>Skilled</i>	78.8	79.1	76.1	74.0
6.5.2	Separuh Mahir <i>Semi-skilled</i>	12.5	12.2	14.6	16.5
6.5.3	Berkemahiran Rendah <i>Low-skilled</i>	8.7	8.7	9.3	9.5
6.6	Perkhidmatan lain <i>Other services</i>	100.0	100.0	100.0	100.0
6.6.1	Mahir <i>Skilled</i>	30.2	31.7	26.2	28.0
6.6.2	Separuh Mahir <i>Semi-skilled</i>	53.7	48.5	56.3	53.8
6.6.3	Berkemahiran Rendah <i>Low-skilled</i>	16.1	19.8	17.5	18.2

(%)

Aktiviti Ekonomi <i>Economic Activity</i>		2022	2023	2024	2025 ^P
1	Jumlah <i>Total</i>	2.2	2.1	2.1	2.2
1.1	Mahir <i>Skilled</i>	2.2	2.2	2.1	2.1
1.2	Separuh Mahir <i>Semi-skilled</i>	1.9	1.9	1.9	1.9
1.3	Berkemahiran Rendah <i>Low-skilled</i>	3.4	3.3	3.3	3.3
2	Pertanian <i>Agriculture</i>	6.6	6.3	6.4	6.4
2.1	Mahir <i>Skilled</i>	15.2	15.4	15.5	15.3
2.2	Separuh Mahir <i>Semi-skilled</i>	4.9	4.7	4.8	4.8
2.3	Berkemahiran Rendah <i>Low-skilled</i>	23.9	21.6	21.7	21.7
3	Perlombongan & Pengkuarian <i>Mining & Quarrying</i>	0.5	0.7	0.7	0.7
3.1	Mahir <i>Skilled</i>	0.5	0.5	0.5	0.6
3.2	Separuh Mahir <i>Semi-skilled</i>	0.5	0.7	0.7	0.7
3.3	Berkemahiran Rendah <i>Low-skilled</i>	0.8	1.1	1.0	0.9
4	Pembuatan <i>Manufacturing</i>	4.5	4.4	4.4	4.6
4.1	Prosesan makanan, minuman & produk tembakau <i>Food processing, beverages & tobacco products</i>	4.3	4.1	4.1	4.2
4.1.1	Mahir <i>Skilled</i>	5.6	5.3	5.1	5.3
4.1.2	Separuh Mahir <i>Semi-skilled</i>	3.1	2.9	3.0	3.1
4.1.3	Berkemahiran Rendah <i>Low-skilled</i>	11.2	10.6	10.6	10.8
4.2	Produk tekstil, pakaian & kulit <i>Textiles, wearing apparel & leather products</i>	3.7	3.4	3.5	3.5
4.2.1	Mahir <i>Skilled</i>	5.9	5.5	5.5	5.5
4.2.2	Separuh Mahir <i>Semi-skilled</i>	2.6	2.4	2.5	2.4
4.2.3	Berkemahiran Rendah <i>Low-skilled</i>	12.9	12.8	12.9	13.0

(%)

Aktiviti Ekonomi <i>Economic Activity</i>		2022	2023	2024	2025 ^P
4.3	Produk kayu, perabot, keluaran kertas & percetakan <i>Wood products, furniture, paper products & printing</i>	4.4	4.4	4.3	4.6
4.3.1	Mahir <i>Skilled</i>	5.1	5.3	5.4	5.7
4.3.2	Separuh Mahir <i>Semi-skilled</i>	2.8	2.9	2.7	2.9
4.3.3	Berkemahiran Rendah <i>Low-skilled</i>	12.7	12.5	13.0	13.3
4.4	Produk petroleum, kimia, getah & plastik <i>Petroleum, chemical, rubber & plastic products</i>	4.5	4.3	4.3	4.5
4.4.1	Mahir <i>Skilled</i>	5.6	5.2	5.1	5.4
4.4.2	Separuh Mahir <i>Semi-skilled</i>	4.0	3.9	3.9	4.1
4.4.3	Berkemahiran Rendah <i>Low-skilled</i>	7.6	7.1	6.9	7.2
4.5	Produk mineral bukan logam, logam asas & produk logam yang direka <i>Non-metallic mineral products, basic metal & fabricated metal products</i>	3.8	3.8	3.9	4.2
4.5.1	Mahir <i>Skilled</i>	6.0	5.9	5.9	6.1
4.5.2	Separuh Mahir <i>Semi-skilled</i>	2.6	2.7	2.8	3.0
4.5.3	Berkemahiran Rendah <i>Low-skilled</i>	10.9	10.6	10.7	10.9
4.6	Produk elektrik, elektronik & optikal <i>Electrical, electronic & optical products</i>	5.1	5.1	5.2	5.4
4.6.1	Mahir <i>Skilled</i>	6.1	6.0	6.1	6.2
4.6.2	Separuh Mahir <i>Semi-skilled</i>	4.4	4.4	4.5	4.7
4.6.3	Berkemahiran Rendah <i>Low-skilled</i>	13.4	13.4	13.8	13.8
4.7	Peralatan pengangkutan, pembuatan lain & pembaikan <i>Transport equipment, other manufacturing & repair</i>	4.2	4.1	4.1	4.2
4.7.1	Mahir <i>Skilled</i>	5.3	5.3	5.3	5.3
4.7.2	Separuh Mahir <i>Semi-skilled</i>	3.5	3.4	3.5	3.5
4.7.3	Berkemahiran Rendah <i>Low-skilled</i>	8.7	8.5	8.5	8.4
5	Pembinaan <i>Construction</i>	1.9	2.0	2.0	1.9
5.1	Mahir <i>Skilled</i>	3.3	3.5	3.3	3.1
5.2	Separuh Mahir <i>Semi-skilled</i>	1.3	1.3	1.3	1.3
5.3	Berkemahiran Rendah <i>Low-skilled</i>	11.3	12.7	12.8	12.6

(%)

Aktiviti Ekonomi <i>Economic Activity</i>		2022	2023	2024	2025 ^P
6	Perkhidmatan <i>Services</i>	0.6	0.5	0.5	0.5
6.1	Mahir <i>Skilled</i>	1.0	0.9	0.8	0.8
6.2	Separuh Mahir <i>Semi-skilled</i>	0.4	0.3	0.3	0.3
6.3	Berkemahiran Rendah <i>Low-skilled</i>	0.8	0.6	0.6	0.6
6.1	Perdagangan borong & runcit <i>Wholesale & retail trade</i>	0.7	0.6	0.6	0.5
6.1.1	Mahir <i>Skilled</i>	0.8	0.8	0.8	0.7
6.1.2	Separuh Mahir <i>Semi-skilled</i>	0.3	0.2	0.2	0.2
6.1.3	Berkemahiran Rendah <i>Low-skilled</i>	1.5	1.2	1.2	1.2
6.2	Makanan & minuman dan penginapan <i>Food & beverages and accommodation</i>	0.4	0.2	0.2	0.2
6.2.1	Mahir <i>Skilled</i>	0.4	0.2	0.2	0.2
6.2.2	Separuh Mahir <i>Semi-skilled</i>	0.6	0.3	0.3	0.3
6.2.3	Berkemahiran Rendah <i>Low-skilled</i>	0.1	0.1	0.1	0.1
6.3	Pengangkutan & penyimpanan <i>Transportation & storage</i>	0.4	0.3	0.3	0.3
6.3.1	Mahir <i>Skilled</i>	0.2	0.3	0.4	0.3
6.3.2	Separuh Mahir <i>Semi-skilled</i>	0.2	0.3	0.3	0.3
6.3.3	Berkemahiran Rendah <i>Low-skilled</i>	0.9	0.4	0.3	0.4
6.4	Maklumat & komunikasi <i>Information & communication</i>	0.4	0.4	0.4	0.4
6.4.1	Mahir <i>Skilled</i>	0.3	0.2	0.2	0.2
6.4.2	Separuh Mahir <i>Semi-skilled</i>	0.2	0.1	0.1	0.2
6.4.3	Berkemahiran Rendah <i>Low-skilled</i>	2.3	2.6	2.7	2.9
6.5	Kewangan, insurans, hartanah & perkhidmatan perniagaan <i>Finance, insurance, real estate & business services</i>	1.1	1.0	1.0	0.9
6.5.1	Mahir <i>Skilled</i>	2.0	1.7	1.6	1.5
6.5.2	Separuh Mahir <i>Semi-skilled</i>	0.3	0.3	0.3	0.4
6.5.3	Berkemahiran Rendah <i>Low-skilled</i>	0.8	0.8	0.8	0.8
6.6	Perkhidmatan lain <i>Other services</i>	0.5	0.4	0.4	0.4
6.6.1	Mahir <i>Skilled</i>	0.4	0.3	0.3	0.3
6.6.2	Separuh Mahir <i>Semi-skilled</i>	0.6	0.4	0.5	0.5
6.6.3	Berkemahiran Rendah <i>Low-skilled</i>	0.6	0.6	0.5	0.6

Muka surat ini sengaja dibiarkan kosong
This page is deliberately left blank

('000)

Aktiviti Ekonomi <i>Economic Activity</i>		Suku Tahunan/ <i>Quarterly</i>							
		2022				2023			
		I	II	III	IV	I	II	III	IV
1	Jumlah Total	184.3	191.3	191.3	192.4	192.6	189.8	190.9	190.2
1.1	Mahir <i>Skilled</i>	44.9	49.3	48.2	48.6	49.3	48.8	48.6	48.1
1.2	Separuh Mahir <i>Semi-skilled</i>	102.2	105.1	106.0	105.9	106.2	105.2	105.5	105.6
1.3	Berkemahiran Rendah <i>Low-skilled</i>	37.3	36.9	37.0	37.8	37.1	35.8	36.8	36.5
2	Pertanian <i>Agriculture</i>	30.1	30.7	30.8	31.7	31.8	30.7	30.5	31.1
2.1	Mahir <i>Skilled</i>	4.5	4.6	4.5	4.3	4.3	4.4	4.3	4.4
2.2	Separuh Mahir <i>Semi-skilled</i>	19.3	19.8	19.9	20.7	20.7	20.1	20.1	20.6
2.3	Berkemahiran Rendah <i>Low-skilled</i>	6.3	6.4	6.5	6.7	6.7	6.2	6.1	6.1
3	Perlombongan & Pengkuarian <i>Mining & Quarrying</i>	0.5	0.4	0.4	0.4	0.5	0.4	0.5	0.5
3.1	Mahir <i>Skilled</i>	0.1	0.1	0.1	0.1	0.1	0.1	0.1	0.1
3.2	Separuh Mahir <i>Semi-skilled</i>	0.2	0.2	0.2	0.2	0.2	0.2	0.3	0.3
3.3	Berkemahiran Rendah <i>Low-skilled</i>	0.1	0.1	0.1	0.1	0.1	0.1	0.1	0.1
4	Pembuatan <i>Manufacturing</i>	106.2	106.9	107.3	107.5	107.7	108.0	107.9	108.0
4.1	Mahir <i>Skilled</i>	24.5	24.5	24.6	24.8	24.8	24.8	24.7	24.6
4.2	Separuh Mahir <i>Semi-skilled</i>	62.3	63.4	63.5	63.5	63.6	64.4	64.5	64.4
4.3	Berkemahiran Rendah <i>Low-skilled</i>	19.4	19.1	19.1	19.2	19.3	18.8	18.8	19.0
4.1	Prosesan makanan, minuman & produk tembakau <i>Food processing, beverages & tobacco products</i>	12.9	13.4	13.5	13.5	13.5	14.0	14.1	13.8
4.1.1	Mahir <i>Skilled</i>	2.2	2.2	2.3	2.3	2.3	2.3	2.4	2.3
4.1.2	Separuh Mahir <i>Semi-skilled</i>	6.8	7.2	7.2	7.2	7.2	7.7	7.8	7.4
4.1.3	Berkemahiran Rendah <i>Low-skilled</i>	3.9	4.0	4.0	4.0	4.0	4.0	4.0	4.1

('000)

Suku Tahunan/ <i>Quarterly</i>								Aktiviti Ekonomi <i>Economic Activity</i>		
2024				2025						
I	II	III	IV	I	II	III	IV ^P			
191.9	191.5	191.8	193.6	194.1	194.9	197.1	198.1	Jumlah Total	1	
47.8	48.0	47.5	47.6	47.4	48.0	48.2	48.7	Mahir Skilled	1.1	
107.5	106.8	107.1	108.5	109.2	109.5	111.2	111.3	Separuh Mahir Semi-skilled	1.2	
36.6	36.7	37.2	37.5	37.5	37.4	37.6	38.2	Berkemahiran Rendah Low-skilled	1.3	
32.1	31.8	32.0	31.9	31.8	31.8	32.0	32.0	Pertanian Agriculture	2	
4.3	4.5	4.5	4.5	4.4	4.5	4.5	4.5	Mahir Skilled	2.1	
21.6	21.3	21.3	21.2	21.2	21.2	21.2	21.2	Separuh Mahir Semi-skilled	2.2	
6.1	6.1	6.1	6.2	6.1	6.1	6.2	6.3	Berkemahiran Rendah Low-skilled	2.3	
0.6	0.6	0.5	0.5	0.5	0.6	0.6	0.6	Perlombongan & Pengkuarian Mining & Quarrying	3	
0.1	0.2	0.1	0.1	0.1	0.1	0.2	0.2	Mahir Skilled	3.1	
0.3	0.3	0.3	0.3	0.3	0.3	0.4	0.3	Separuh Mahir Semi-skilled	3.2	
0.1	0.1	0.1	0.1	0.1	0.1	0.1	0.1	Berkemahiran Rendah Low-skilled	3.3	
108.8	108.3	109.1	110.5	111.2	112.4	114.7	115.8	Pembuatan Manufacturing	4	
24.7	24.7	25.0	25.1	25.3	25.8	26.6	26.8	Mahir Skilled	4.1	
65.0	64.5	64.7	65.8	66.3	67.0	68.3	68.9	Separuh Mahir Semi-skilled	4.2	
19.2	19.2	19.4	19.6	19.6	19.7	19.8	20.1	Berkemahiran Rendah Low-skilled	4.3	
13.8	14.0	14.1	14.6	14.9	14.4	15.7	15.1	Prosesan makanan, minuman & produk tembakau <i>Food processing, beverages & tobacco products</i>	4.1	
2.3	2.4	2.4	2.3	2.4	2.4	2.5	2.5	Mahir Skilled	4.1.1	
7.4	7.6	7.7	8.1	8.3	7.8	9.0	8.4	Separuh Mahir Semi-skilled	4.1.2	
4.1	4.1	4.1	4.1	4.2	4.1	4.2	4.2	Berkemahiran Rendah Low-skilled	4.1.3	

('000)

Aktiviti Ekonomi <i>Economic Activity</i>		Suku Tahunan/ <i>Quarterly</i>							
		2022				2023			
		I	II	III	IV	I	II	III	IV
4.2	Produk tekstil, pakaian & kulit <i>Textiles, wearing apparel & leather products</i>	3.0	3.1	3.2	3.2	3.1	3.1	3.0	3.1
4.2.1	Mahir <i>Skilled</i>	0.5	0.6	0.6	0.6	0.6	0.6	0.6	0.6
4.2.2	Separuh Mahir <i>Semi-skilled</i>	1.7	1.8	1.8	1.8	1.8	1.7	1.7	1.7
4.2.3	Berkemahiran Rendah <i>Low-skilled</i>	0.8	0.8	0.8	0.8	0.8	0.8	0.8	0.8
4.3	Produk kayu, perabot, keluaran kertas & percetakan <i>Wood products, furniture, paper products & printing</i>	13.0	13.1	13.4	13.5	13.6	13.5	13.6	13.8
4.3.1	Mahir <i>Skilled</i>	1.8	1.8	1.8	1.9	1.9	1.9	1.9	2.0
4.3.2	Separuh Mahir <i>Semi-skilled</i>	6.0	6.3	6.5	6.5	6.6	6.7	6.7	6.8
4.3.3	Berkemahiran Rendah <i>Low-skilled</i>	5.2	4.9	5.0	5.1	5.1	4.9	4.9	5.0
4.4	Produk petroleum, kimia, getah & plastik <i>Petroleum, chemical, rubber & plastic products</i>	20.6	20.6	20.5	20.6	20.4	19.6	19.7	20.0
4.4.1	Mahir <i>Skilled</i>	4.8	4.7	4.7	4.7	4.7	4.6	4.5	4.4
4.4.2	Separuh Mahir <i>Semi-skilled</i>	13.7	13.9	13.8	13.9	13.7	13.2	13.4	13.8
4.4.3	Berkemahiran Rendah <i>Low-skilled</i>	2.0	2.0	2.0	2.0	1.9	1.8	1.8	1.8
4.5	Produk mineral bukan logam, logam asas & produk logam yang direka <i>Non-metallic mineral products, basic metal & fabricated metal products</i>	14.7	14.2	13.9	13.8	13.9	13.9	14.0	14.5
4.5.1	Mahir <i>Skilled</i>	3.6	3.5	3.4	3.5	3.4	3.4	3.4	3.6
4.5.2	Separuh Mahir <i>Semi-skilled</i>	7.7	7.5	7.3	7.3	7.2	7.4	7.5	7.9
4.5.3	Berkemahiran Rendah <i>Low-skilled</i>	3.4	3.3	3.2	3.1	3.2	3.1	3.1	3.1

('000)

Suku Tahunan/ <i>Quarterly</i>								Aktiviti Ekonomi <i>Economic Activity</i>	
2024				2025					
I	II	III	IV	I	II	III	IV ^p		
3.2	3.1	3.2	3.1	3.1	3.1	3.2	3.1	Produk tekstil, pakaian & kulit <i>Textiles, wearing apparel & leather products</i>	4.2
0.6	0.6	0.6	0.6	0.6	0.6	0.6	0.6	Mahir <i>Skilled</i>	4.2.1
1.8	1.7	1.8	1.8	1.8	1.8	1.8	1.8	Separuh Mahir <i>Semi-skilled</i>	4.2.2
0.8	0.8	0.8	0.8	0.8	0.7	0.7	0.8	Berkemahiran Rendah <i>Low-skilled</i>	4.2.3
13.7	13.9	13.9	13.8	13.8	14.4	14.4	14.9	Produk kayu, perabot, keluaran kertas & percetakan <i>Wood products, furniture, paper products & printing</i>	4.3
2.0	2.0	2.0	2.0	2.0	2.0	2.0	2.1	Mahir <i>Skilled</i>	4.3.1
6.7	6.8	6.6	6.4	6.5	6.8	6.8	7.0	Separuh Mahir <i>Semi-skilled</i>	4.3.2
5.1	5.2	5.3	5.4	5.4	5.6	5.6	5.7	Berkemahiran Rendah <i>Low-skilled</i>	4.3.3
20.1	19.3	19.7	19.7	20.2	20.0	19.8	20.5	Produk petroleum, kimia, getah & plastik <i>Petroleum, chemical, rubber & plastic products</i>	4.4
4.4	4.2	4.3	4.3	4.4	4.3	4.5	4.5	Mahir <i>Skilled</i>	4.4.1
13.9	13.3	13.6	13.6	14.1	14.0	13.5	14.2	Separuh Mahir <i>Semi-skilled</i>	4.4.2
1.8	1.8	1.8	1.8	1.8	1.7	1.8	1.8	Berkemahiran Rendah <i>Low-skilled</i>	4.4.3
14.8	14.6	14.6	15.1	15.4	15.7	16.0	16.4	Produk mineral bukan logam, logam asas & produk logam yang direka <i>Non-metallic mineral products, basic metal & fabricated metal products</i>	4.5
3.6	3.6	3.7	3.7	3.8	3.9	3.8	4.0	Mahir <i>Skilled</i>	4.5.1
8.1	7.8	7.6	8.1	8.3	8.5	8.9	8.9	Separuh Mahir <i>Semi-skilled</i>	4.5.2
3.1	3.2	3.2	3.3	3.3	3.3	3.3	3.4	Berkemahiran Rendah <i>Low-skilled</i>	4.5.3

('000)

Aktiviti Ekonomi <i>Economic Activity</i>		Suku Tahunan/ <i>Quarterly</i>							
		2022				2023			
		I	II	III	IV	I	II	III	IV
4.6	Produk elektrik, elektronik & optikal <i>Electrical, electronic & optical products</i>	32.2	32.5	32.9	33.1	33.2	34.2	33.8	33.1
4.6.1	Mahir <i>Skilled</i>	8.8	8.9	9.1	9.1	9.1	9.2	9.1	9.1
4.6.2	Separuh Mahir <i>Semi-skilled</i>	20.3	20.5	20.8	20.9	21.0	21.9	21.6	20.9
4.6.3	Berkemahiran Rendah <i>Low-skilled</i>	3.1	3.1	3.1	3.1	3.1	3.1	3.1	3.1
4.7	Peralatan pengangkutan, pembuatan lain & pembaikan <i>Transport equipment, other manufacturing & repair</i>	9.8	10.0	9.9	9.8	9.9	9.7	9.6	9.8
4.7.1	Mahir <i>Skilled</i>	2.7	2.7	2.7	2.7	2.7	2.7	2.8	2.8
4.7.2	Separuh Mahir <i>Semi-skilled</i>	6.0	6.2	6.1	6.0	6.1	5.9	5.8	5.9
4.7.3	Berkemahiran Rendah <i>Low-skilled</i>	1.1	1.1	1.1	1.1	1.1	1.1	1.1	1.1
5	Pembinaan <i>Construction</i>	22.2	22.6	22.7	23.3	23.3	23.7	25.9	25.5
5.1	Mahir <i>Skilled</i>	4.7	4.7	4.5	4.6	4.6	4.6	5.0	5.0
5.2	Separuh Mahir <i>Semi-skilled</i>	12.3	12.7	13.0	13.4	13.5	13.8	14.5	14.4
5.3	Berkemahiran Rendah <i>Low-skilled</i>	5.2	5.3	5.3	5.3	5.2	5.2	6.4	6.2
6	Perkhidmatan <i>Services</i>	25.3	30.6	30.0	29.4	29.4	27.1	26.1	25.0
6.1	Mahir <i>Skilled</i>	11.0	15.5	14.4	14.8	15.5	14.9	14.6	13.9
6.2	Separuh Mahir <i>Semi-skilled</i>	8.0	9.1	9.4	8.0	8.1	6.6	6.1	5.9
6.3	Berkemahiran Rendah <i>Low-skilled</i>	6.3	6.1	6.1	6.6	5.8	5.6	5.4	5.2
6.1	Perdagangan borong & runcit <i>Wholesale & retail trade</i>	7.7	10.9	10.7	11.0	10.4	10.2	9.6	9.7
6.1.1	Mahir <i>Skilled</i>	1.8	4.4	3.7	4.9	4.7	5.1	4.8	5.0
6.1.2	Separuh Mahir <i>Semi-skilled</i>	3.6	4.1	4.5	2.5	2.8	2.3	1.9	1.9
6.1.3	Berkemahiran Rendah <i>Low-skilled</i>	2.2	2.4	2.5	3.6	3.0	2.9	2.9	2.7

('000)

Suku Tahunan/Quarterly								Aktiviti Ekonomi Economic Activity	
2024				2025					
I	II	III	IV	I	II	III	IV ^P		
33.4	33.6	33.8	34.3	33.9	34.8	35.4	35.7	Produk elektrik, elektronik & optikal <i>Electrical, electronic & optical products</i>	4.6
9.1	9.1	9.2	9.3	9.3	9.6	10.1	10.1	Mahir <i>Skilled</i>	4.6.1
21.1	21.3	21.4	21.7	21.4	21.9	22.1	22.4	Separuh Mahir <i>Semi-skilled</i>	4.6.2
3.1	3.2	3.2	3.2	3.2	3.2	3.2	3.2	Berkemahiran Rendah <i>Low-skilled</i>	4.6.3
9.9	9.9	9.9	10.0	9.9	10.0	10.2	10.1	Peralatan pengangkutan, pembuatan lain & pembaikan <i>Transport equipment, other manufacturing & repair</i>	4.7
2.8	2.8	2.8	2.9	2.8	2.9	3.0	3.0	Mahir <i>Skilled</i>	4.7.1
6.0	6.0	6.0	6.1	6.0	6.1	6.2	6.1	Separuh Mahir <i>Semi-skilled</i>	4.7.2
1.1	1.1	1.1	1.1	1.0	1.0	1.0	1.0	Berkemahiran Rendah <i>Low-skilled</i>	4.7.3
25.7	26.0	25.4	25.7	25.4	25.2	25.2	24.8	Pembinaan Construction	5
5.0	5.2	4.7	4.8	4.4	4.6	4.4	4.4	Mahir <i>Skilled</i>	5.1
14.5	14.6	14.3	14.5	14.7	14.4	14.5	14.0	Separuh Mahir <i>Semi-skilled</i>	5.2
6.2	6.2	6.3	6.4	6.3	6.2	6.2	6.3	Berkemahiran Rendah <i>Low-skilled</i>	5.3
24.6	24.7	24.8	25.0	25.2	24.8	24.6	25.0	Perkhidmatan Services	6
13.6	13.4	13.2	13.1	13.1	12.9	12.6	12.7	Mahir <i>Skilled</i>	6.1
6.0	6.2	6.5	6.6	6.7	6.6	6.7	6.9	Separuh Mahir <i>Semi-skilled</i>	6.2
5.0	5.1	5.1	5.3	5.4	5.3	5.3	5.3	Berkemahiran Rendah <i>Low-skilled</i>	6.3
9.6	9.5	9.6	9.7	9.4	9.4	9.4	9.8	Perdagangan borong & runcit <i>Wholesale & retail trade</i>	6.1
5.0	5.0	4.7	4.7	4.3	4.4	4.6	4.6	Mahir <i>Skilled</i>	6.1.1
1.8	1.9	2.2	2.2	2.2	2.1	1.9	2.3	Separuh Mahir <i>Semi-skilled</i>	6.1.2
2.7	2.7	2.7	2.9	2.9	2.9	2.9	3.0	Berkemahiran Rendah <i>Low-skilled</i>	6.1.3

('000)

Aktiviti Ekonomi <i>Economic Activity</i>		Suku Tahunan/ <i>Quarterly</i>							
		2022				2023			
		I	II	III	IV	I	II	III	IV
6.2	Makanan & minuman dan penginapan <i>Food & beverages and accommodation</i>	2.1	2.3	2.6	3.1	2.8	2.1	1.6	1.6
6.2.1	Mahir <i>Skilled</i>	0.3	0.2	0.3	0.5	0.2	0.2	0.2	0.2
6.2.2	Separuh Mahir <i>Semi-skilled</i>	1.0	1.4	1.5	2.2	2.2	1.3	1.0	1.0
6.2.3	Berkemahiran Rendah <i>Low-skilled</i>	0.9	0.7	0.8	0.5	0.3	0.5	0.4	0.4
6.3	Pengangkutan & penyimpanan <i>Transportation & storage</i>	2.6	1.8	1.7	1.6	1.5	1.5	1.5	1.4
6.3.1	Mahir <i>Skilled</i>	0.2	0.1	0.1	0.2	0.2	0.4	0.3	0.3
6.3.2	Separuh Mahir <i>Semi-skilled</i>	1.0	0.7	0.6	0.5	0.5	0.8	0.8	0.7
6.3.3	Berkemahiran Rendah <i>Low-skilled</i>	1.4	1.0	0.9	0.8	0.7	0.4	0.4	0.3
6.4	Maklumat & komunikasi <i>Information & communication</i>	1.1	1.4	1.2	1.0	1.0	0.9	0.9	0.8
6.4.1	Mahir <i>Skilled</i>	0.4	0.6	0.5	0.4	0.4	0.3	0.3	0.3
6.4.2	Separuh Mahir <i>Semi-skilled</i>	0.1	0.3	0.2	0.2	0.2	0.1	0.1	0.1
6.4.3	Berkemahiran Rendah <i>Low-skilled</i>	0.5	0.5	0.5	0.4	0.5	0.4	0.5	0.5
6.5	Kewangan, insurans, hartanah & perkhidmatan perniagaan <i>Finance, insurance, real estate & business services</i>	9.4	10.8	11.3	10.3	11.4	10.3	10.3	9.4
6.5.1	Mahir <i>Skilled</i>	7.6	9.0	9.1	8.1	9.2	8.4	8.2	7.4
6.5.2	Separuh Mahir <i>Semi-skilled</i>	1.1	1.1	1.2	1.3	1.2	1.0	1.2	1.1
6.5.3	Berkemahiran Rendah <i>Low-skilled</i>	0.7	0.7	0.9	0.9	1.0	0.9	0.8	0.8
6.6	Perkhidmatan lain <i>Other services</i>	2.3	3.4	2.5	2.5	2.3	2.1	2.2	2.1
6.6.1	Mahir <i>Skilled</i>	0.7	1.2	0.8	0.8	0.8	0.6	0.7	0.7
6.6.2	Separuh Mahir <i>Semi-skilled</i>	1.1	1.4	1.3	1.3	1.1	1.1	1.1	1.0
6.6.3	Berkemahiran Rendah <i>Low-skilled</i>	0.5	0.8	0.5	0.4	0.3	0.4	0.4	0.4

('000)

Suku Tahunan/ <i>Quarterly</i>								Aktiviti Ekonomi <i>Economic Activity</i>	
2024				2025					
I	II	III	IV	I	II	III	IV ^p		
1.6	1.5	1.6	1.6	1.7	1.6	1.7	1.6	Makanan & minuman dan penginapan <i>Food & beverages and accommodation</i>	6.2
0.2	0.2	0.3	0.3	0.3	0.2	0.3	0.3	Mahir <i>Skilled</i>	6.2.1
1.0	1.0	1.0	1.0	1.0	1.0	1.1	1.1	Separuh Mahir <i>Semi-skilled</i>	6.2.2
0.3	0.4	0.3	0.4	0.4	0.4	0.3	0.2	Berkemahiran Rendah <i>Low-skilled</i>	6.2.3
1.3	1.3	1.5	1.5	1.5	1.4	1.4	1.4	Pengangkutan & penyimpanan <i>Transportation & storage</i>	6.3
0.3	0.3	0.4	0.4	0.4	0.3	0.3	0.3	Mahir <i>Skilled</i>	6.3.1
0.7	0.7	0.7	0.7	0.8	0.7	0.7	0.7	Separuh Mahir <i>Semi-skilled</i>	6.3.2
0.3	0.3	0.3	0.3	0.3	0.4	0.4	0.4	Berkemahiran Rendah <i>Low-skilled</i>	6.3.3
0.9	0.9	0.9	0.9	1.0	0.9	1.0	0.9	Maklumat & komunikasi <i>Information & communication</i>	6.4
0.3	0.3	0.3	0.3	0.3	0.3	0.3	0.3	Mahir <i>Skilled</i>	6.4.1
0.1	0.1	0.1	0.1	0.2	0.1	0.1	0.1	Separuh Mahir <i>Semi-skilled</i>	6.4.2
0.5	0.5	0.5	0.5	0.5	0.5	0.5	0.5	Berkemahiran Rendah <i>Low-skilled</i>	6.4.3
9.2	9.2	9.0	9.1	9.4	9.1	8.9	9.0	Kewangan, insurans, hartanah & perkhidmatan perniagaan <i>Finance, insurance, real estate & business services</i>	6.5
7.3	7.0	6.9	6.9	7.2	7.0	6.5	6.7	Mahir <i>Skilled</i>	6.5.1
1.1	1.3	1.3	1.3	1.4	1.4	1.6	1.5	Separuh Mahir <i>Semi-skilled</i>	6.5.2
0.8	0.8	0.9	0.8	0.8	0.8	0.8	0.9	Berkemahiran Rendah <i>Low-skilled</i>	6.5.3
2.1	2.2	2.2	2.2	2.1	2.4	2.2	2.3	Perkhidmatan lain <i>Other services</i>	6.6
0.5	0.5	0.6	0.6	0.5	0.7	0.6	0.6	Mahir <i>Skilled</i>	6.6.1
1.2	1.3	1.2	1.2	1.2	1.3	1.2	1.2	Separuh Mahir <i>Semi-skilled</i>	6.6.2
0.3	0.4	0.4	0.4	0.4	0.5	0.4	0.4	Berkemahiran Rendah <i>Low-skilled</i>	6.6.3

Aktiviti Ekonomi Economic Activity		Suku Tahunan/Quarterly							
		2022				2023			
		I	II	III	IV	I	II	III	IV
1	Jumlah Total	100.0	100.0	100.0	100.0	100.0	100.0	100.0	100.0
1.1	Mahir Skilled	24.3	25.8	25.2	25.3	25.6	25.7	25.4	25.3
1.2	Separuh Mahir Semi-skilled	55.4	55.0	55.4	55.1	55.1	55.4	55.3	55.5
1.3	Berkemahiran Rendah Low-skilled	20.3	19.2	19.4	19.6	19.3	18.9	19.3	19.2
2	Pertanian Agriculture	100.0	100.0	100.0	100.0	100.0	100.0	100.0	100.0
2.1	Mahir Skilled	15.0	14.8	14.7	13.6	13.6	14.3	14.1	14.1
2.2	Separuh Mahir Semi-skilled	64.1	64.4	64.4	65.3	65.2	65.6	66.0	66.3
2.3	Berkemahiran Rendah Low-skilled	20.9	20.8	20.9	21.1	21.2	20.1	19.9	19.6
3	Perlombongan & Pengkuarian Mining & Quarrying	100.0	100.0	100.0	100.0	100.0	100.0	100.0	100.0
3.1	Mahir Skilled	27.4	27.4	28.8	26.8	27.9	24.5	22.5	23.2
3.2	Separuh Mahir Semi-skilled	51.9	52.6	52.5	55.4	53.1	60.6	58.8	57.2
3.3	Berkemahiran Rendah Low-skilled	20.7	20.0	18.7	17.8	19.0	14.9	18.7	19.6
4	Pembuatan Manufacturing	100.0	100.0	100.0	100.0	100.0	100.0	100.0	100.0
4.1	Prosesan makanan, minuman & produk tembakau Food processing, beverages & tobacco products	100.0	100.0	100.0	100.0	100.0	100.0	100.0	100.0
4.1.1	Mahir Skilled	17.0	16.6	16.7	16.8	17.1	16.6	16.9	16.9
4.1.2	Separuh Mahir Semi-skilled	52.8	53.7	53.5	53.3	53.1	55.0	55.0	53.7
4.1.3	Berkemahiran Rendah Low-skilled	30.2	29.7	29.8	29.9	29.8	28.4	28.1	29.4

Suku Tahunan/Quarterly								Aktiviti Ekonomi Economic Activity	
2024				2025					
I	II	III	IV	I	II	III	IV ^P		
100.0	100.0	100.0	100.0	100.0	100.0	100.0	100.0	Jumlah Total	1
24.9	25.1	24.8	24.6	24.4	24.6	24.5	24.6	Mahir Skilled	1.1
56.0	55.8	55.9	56.0	56.3	56.2	56.4	56.2	Separuh Mahir Semi-skilled	1.2
19.1	19.1	19.3	19.4	19.3	19.2	19.1	19.2	Berkemahiran Rendah Low-skilled	1.3
100.0	100.0	100.0	100.0	100.0	100.0	100.0	100.0	Pertanian Agriculture	2
13.6	14.0	14.1	14.0	13.9	14.1	14.1	14.2	Mahir Skilled	2.1
67.4	66.9	66.7	66.6	66.8	66.6	66.5	66.2	Separuh Mahir Semi-skilled	2.2
19.0	19.1	19.2	19.4	19.3	19.3	19.4	19.6	Berkemahiran Rendah Low-skilled	2.3
100.0	100.0	100.0	100.0	100.0	100.0	100.0	100.0	Perlombongan & Pengkuarian Mining & Quarrying	3
25.0	34.3	23.4	21.8	20.6	23.9	25.2	25.8	Mahir Skilled	3.1
58.0	46.5	53.8	59.6	60.3	57.3	59.1	58.8	Separuh Mahir Semi-skilled	3.2
17.0	19.2	22.8	18.6	19.1	18.8	15.7	15.4	Berkemahiran Rendah Low-skilled	3.3
100.0	100.0	100.0	100.0	100.0	100.0	100.0	100.0	Pembuatan Manufacturing	4
22.7	22.8	22.9	22.7	22.8	22.9	23.2	23.2	Mahir Skilled	4.1
59.7	59.5	59.3	59.6	59.6	59.6	59.6	59.5	Separuh Mahir Semi-skilled	4.2
17.6	17.7	17.8	17.7	17.6	17.5	17.2	17.3	Berkemahiran Rendah Low-skilled	4.3
100.0	100.0	100.0	100.0	100.0	100.0	100.0	100.0	Prosesan makanan, minuman & produk tembakau Food processing, beverages & tobacco products	4.1
16.7	16.9	16.7	16.1	16.4	17.0	16.1	16.3	Mahir Skilled	4.1.1
53.4	54.1	54.4	55.6	55.6	54.5	57.3	55.7	Separuh Mahir Semi-skilled	4.1.2
29.9	29.0	28.9	28.3	28.0	28.5	26.6	28.0	Berkemahiran Rendah Low-skilled	4.1.3

Aktiviti Ekonomi Economic Activity		Suku Tahunan/Quarterly							
		2022				2023			
		I	II	III	IV	I	II	III	IV
4.2	Produk tekstil, pakaian & kulit <i>Textiles, wearing apparel & leather products</i>	100.0	100.0	100.0	100.0	100.0	100.0	100.0	100.0
4.2.1	Mahir <i>Skilled</i>	17.8	18.5	18.7	18.6	18.9	18.8	18.7	18.4
4.2.2	Separuh Mahir <i>Semi-skilled</i>	56.4	56.8	56.6	56.8	56.8	56.2	57.2	56.5
4.2.3	Berkemahiran Rendah <i>Low-skilled</i>	25.8	24.7	24.7	24.6	24.3	25.0	24.1	25.1
4.3	Produk kayu, perabot, keluaran kertas & percetakan <i>Wood products, furniture, paper products & printing</i>	100.0	100.0	100.0	100.0	100.0	100.0	100.0	100.0
4.3.1	Mahir <i>Skilled</i>	13.9	13.7	13.8	13.9	13.9	14.4	14.3	14.2
4.3.2	Separuh Mahir <i>Semi-skilled</i>	46.3	48.6	48.5	48.3	48.5	49.1	49.3	49.2
4.3.3	Berkemahiran Rendah <i>Low-skilled</i>	39.8	37.7	37.7	37.8	37.6	36.5	36.4	36.6
4.4	Produk petroleum, kimia, getah & plastik <i>Petroleum, chemical, rubber & plastic products</i>	100.0	100.0	100.0	100.0	100.0	100.0	100.0	100.0
4.4.1	Mahir <i>Skilled</i>	23.5	23.0	22.9	22.9	23.2	23.4	22.7	22.0
4.4.2	Separuh Mahir <i>Semi-skilled</i>	66.7	67.5	67.5	67.4	67.3	67.3	68.1	68.9
4.4.3	Berkemahiran Rendah <i>Low-skilled</i>	9.8	9.5	9.6	9.7	9.5	9.3	9.2	9.1
4.5	Produk mineral bukan logam, logam asas & produk logam yang direka <i>Non-metallic mineral products, basic metal & fabricated metal products</i>	100.0	100.0	100.0	100.0	100.0	100.0	100.0	100.0
4.5.1	Mahir <i>Skilled</i>	24.4	24.5	24.6	24.9	24.8	24.5	24.5	24.4
4.5.2	Separuh Mahir <i>Semi-skilled</i>	52.6	52.6	52.6	52.4	52.2	53.3	53.5	54.2
4.5.3	Berkemahiran Rendah <i>Low-skilled</i>	23.0	22.9	22.8	22.7	23.0	22.2	22.0	21.4

4.4b

Peratus Sumbangan Kekosongan Suku Tahunan mengikut Aktiviti Ekonomi dan Kemahiran, ST1 2022 - ST4 2025 (samb.)

Quarterly Percentage Share of Vacancies by Economic Activity and Skill, Q1 2022 - Q4 2025 (cont'd)

(%)

Suku Tahunan/Quarterly								Aktiviti Ekonomi Economic Activity	
2024				2025					
I	II	III	IV	I	II	III	IV ^P		
100.0	100.0	100.0	100.0	100.0	100.0	100.0	100.0	Produk tekstil, pakaian & kulit <i>Textiles, wearing apparel & leather products</i>	4.2
18.3	18.4	17.8	18.0	18.4	18.5	18.6	18.2	Mahir <i>Skilled</i>	4.2.1
56.7	56.4	57.9	57.7	57.4	57.8	57.7	57.6	Separuh Mahir <i>Semi-skilled</i>	4.2.2
25.0	25.2	24.3	24.3	24.2	23.7	23.7	24.2	Berkemahiran Rendah <i>Low-skilled</i>	4.2.3
100.0	100.0	100.0	100.0	100.0	100.0	100.0	100.0	Produk kayu, perabot, keluaran kertas & percetakan <i>Wood products, furniture, paper products & printing</i>	4.3
14.3	14.1	14.5	14.7	14.3	14.0	14.0	14.4	Mahir <i>Skilled</i>	4.3.1
48.7	48.6	47.6	46.5	46.9	47.3	47.4	47.0	Separuh Mahir <i>Semi-skilled</i>	4.3.2
37.0	37.3	37.9	38.8	38.8	38.7	38.6	38.6	Berkemahiran Rendah <i>Low-skilled</i>	4.3.3
100.0	100.0	100.0	100.0	100.0	100.0	100.0	100.0	Produk petroleum, kimia, getah & plastik <i>Petroleum, chemical, rubber & plastic products</i>	4.4
21.6	21.9	21.9	21.7	21.7	21.6	22.7	21.8	Mahir <i>Skilled</i>	4.4.1
69.3	68.9	69.0	69.3	69.6	69.8	68.3	69.5	Separuh Mahir <i>Semi-skilled</i>	4.4.2
9.1	9.2	9.1	9.0	8.7	8.6	9.0	8.7	Berkemahiran Rendah <i>Low-skilled</i>	4.4.3
100.0	100.0	100.0	100.0	100.0	100.0	100.0	100.0	Produk mineral bukan logam, logam asas & produk logam yang direka <i>Non-metallic mineral products, basic metal & fabricated metal products</i>	4.5
24.1	24.6	25.4	24.6	24.6	24.7	24.0	24.6	Mahir <i>Skilled</i>	4.5.1
54.7	53.7	52.4	53.7	53.9	54.2	55.2	54.5	Separuh Mahir <i>Semi-skilled</i>	4.5.2
21.2	21.7	22.2	21.7	21.5	21.1	20.8	20.9	Berkemahiran Rendah <i>Low-skilled</i>	4.5.3

Aktiviti Ekonomi Economic Activity		Suku Tahunan/Quarterly							
		2022				2023			
		I	II	III	IV	I	II	III	IV
4.6	Produk elektrik, elektronik & optikal <i>Electrical, electronic & optical products</i>	100.0	100.0	100.0	100.0	100.0	100.0	100.0	100.0
4.6.1	Mahir <i>Skilled</i>	27.3	27.5	27.6	27.6	27.5	26.9	26.9	27.4
4.6.2	Separuh Mahir <i>Semi-skilled</i>	63.1	63.1	63.1	63.0	63.2	64.0	63.9	63.2
4.6.3	Berkemahiran Rendah <i>Low-skilled</i>	9.6	9.4	9.3	9.4	9.3	9.1	9.2	9.4
4.7	Peralatan pengangkutan, pembuatan lain & pembaikan <i>Transport equipment, other manufacturing & repair</i>	100.0	100.0	100.0	100.0	100.0	100.0	100.0	100.0
4.7.1	Mahir <i>Skilled</i>	27.6	27.5	27.6	27.8	27.5	28.4	28.9	28.5
4.7.2	Separuh Mahir <i>Semi-skilled</i>	61.2	61.6	61.5	61.1	61.5	60.6	60.0	60.5
4.7.3	Berkemahiran Rendah <i>Low-skilled</i>	11.2	10.9	10.9	11.1	11.0	11.0	11.1	11.0
5	Pembinaan <i>Construction</i>	100.0	100.0	100.0	100.0	100.0	100.0	100.0	100.0
5.1	Mahir <i>Skilled</i>	21.3	20.7	19.9	19.8	19.7	19.6	19.2	19.5
5.2	Separuh Mahir <i>Semi-skilled</i>	55.4	56.1	57.0	57.6	57.8	58.3	56.1	56.3
5.3	Berkemahiran Rendah <i>Low-skilled</i>	23.3	23.2	23.1	22.6	22.5	22.1	24.7	24.2
6	Perkhidmatan <i>Services</i>	100.0	100.0	100.0	100.0	100.0	100.0	100.0	100.0
6.1	Mahir <i>Skilled</i>	43.6	50.6	48.2	50.4	52.7	55.1	55.7	55.7
6.2	Separuh Mahir <i>Semi-skilled</i>	31.6	29.6	31.4	27.3	27.5	24.3	23.5	23.7
6.3	Berkemahiran Rendah <i>Low-skilled</i>	24.8	19.8	20.4	22.3	19.8	20.6	20.8	20.6
6.1	Perdagangan borong & runcit <i>Wholesale & retail trade</i>	100.0	100.0	100.0	100.0	100.0	100.0	100.0	100.0
6.1.1	Mahir <i>Skilled</i>	24.0	40.6	34.5	44.4	44.8	49.6	50.3	52.0
6.1.2	Separuh Mahir <i>Semi-skilled</i>	46.9	37.8	42.2	23.1	26.6	22.1	19.9	19.7
6.1.3	Berkemahiran Rendah <i>Low-skilled</i>	29.1	21.6	23.3	32.5	28.6	28.3	29.8	28.3

Suku Tahunan/Quarterly								Aktiviti Ekonomi Economic Activity	
2024				2025					
I	II	III	IV	I	II	III	IV ^P		
100.0	100.0	100.0	100.0	100.0	100.0	100.0	100.0	Produk elektrik, elektronik & optikal Electrical, electronic & optical products	4.6
27.4	27.2	27.2	27.3	27.5	27.7	28.6	28.3	Mahir Skilled	4.6.1
63.2	63.3	63.4	63.3	63.0	63.1	62.4	62.7	Separuh Mahir Semi-skilled	4.6.2
9.4	9.5	9.4	9.4	9.5	9.2	9.0	9.0	Berkemahiran Rendah Low-skilled	4.6.3
100.0	100.0	100.0	100.0	100.0	100.0	100.0	100.0	Peralatan pengangkutan, pembuatan lain & pembaikan Transport equipment, other manufacturing & repair	4.7
28.1	28.5	28.6	28.6	28.6	28.9	29.0	29.9	Mahir Skilled	4.7.1
60.9	60.8	60.7	60.7	60.9	60.9	61.1	60.2	Separuh Mahir Semi-skilled	4.7.2
11.0	10.7	10.7	10.7	10.5	10.2	9.9	9.9	Berkemahiran Rendah Low-skilled	4.7.3
100.0	100.0	100.0	100.0	100.0	100.0	100.0	100.0	Pembinaan Construction	5
19.5	20.2	18.7	18.6	17.5	18.4	17.6	17.9	Mahir Skilled	5.1
56.3	56.0	56.4	56.4	57.8	57.0	57.7	56.6	Separuh Mahir Semi-skilled	5.2
24.2	23.8	24.9	25.0	24.7	24.6	24.7	25.5	Berkemahiran Rendah Low-skilled	5.3
100.0	100.0	100.0	100.0	100.0	100.0	100.0	100.0	Perkhidmatan Services	6
55.3	54.3	53.2	52.6	52.0	51.9	51.1	51.0	Mahir Skilled	6.1
24.4	25.3	26.1	26.3	26.6	26.6	27.3	27.6	Separuh Mahir Semi-skilled	6.2
20.3	20.4	20.7	21.1	21.4	21.5	21.6	21.4	Berkemahiran Rendah Low-skilled	6.3
100.0	100.0	100.0	100.0	100.0	100.0	100.0	100.0	Perdagangan borong & runcit Wholesale & retail trade	6.1
52.3	52.1	49.0	47.9	46.0	47.0	49.0	46.9	Mahir Skilled	6.1.1
19.2	19.5	22.6	22.8	22.8	22.6	20.2	23.0	Separuh Mahir Semi-skilled	6.1.2
28.5	28.4	28.4	29.3	31.2	30.4	30.8	30.1	Berkemahiran Rendah Low-skilled	6.1.3

(%)

Aktiviti Ekonomi Economic Activity		Suku Tahunan/Quarterly							
		2022				2023			
		I	II	III	IV	I	II	III	IV
6.2	Makanan & minuman dan penginapan <i>Food & beverages and accommodation</i>	100.0	100.0	100.0	100.0	100.0	100.0	100.0	100.0
6.2.1	Mahir <i>Skilled</i>	12.2	8.9	10.4	14.8	8.2	11.0	14.1	12.2
6.2.2	Separuh Mahir <i>Semi-skilled</i>	46.8	60.7	59.9	70.4	79.6	65.0	61.3	64.4
6.2.3	Berkemahiran Rendah <i>Low-skilled</i>	41.0	30.4	29.7	14.8	12.2	24.0	24.6	23.4
6.3	Pengangkutan & penyimpanan <i>Transportation & storage</i>	100.0	100.0	100.0	100.0	100.0	100.0	100.0	100.0
6.3.1	Mahir <i>Skilled</i>	8.2	7.3	6.3	11.5	15.4	23.7	20.1	22.2
6.3.2	Separuh Mahir <i>Semi-skilled</i>	39.2	38.2	38.1	34.0	36.7	49.8	50.9	52.9
6.3.3	Berkemahiran Rendah <i>Low-skilled</i>	52.6	54.5	55.6	54.5	47.9	26.5	29.0	24.9
6.4	Maklumat & komunikasi <i>Information & communication</i>	100.0	100.0	100.0	100.0	100.0	100.0	100.0	100.0
6.4.1	Mahir <i>Skilled</i>	39.0	41.0	42.1	42.5	36.2	36.2	35.0	35.2
6.4.2	Separuh Mahir <i>Semi-skilled</i>	12.1	19.1	17.5	17.6	18.3	14.5	13.6	8.9
6.4.3	Berkemahiran Rendah <i>Low-skilled</i>	48.9	39.9	40.4	39.9	45.5	49.3	51.4	55.9
6.5	Kewangan, insurans, hartanah & perkhidmatan perniagaan <i>Finance, insurance, real estate & business services</i>	100.0	100.0	100.0	100.0	100.0	100.0	100.0	100.0
6.5.1	Mahir <i>Skilled</i>	80.8	83.0	80.7	78.8	80.6	81.5	79.9	79.1
6.5.2	Separuh Mahir <i>Semi-skilled</i>	11.3	10.4	11.1	12.5	10.8	9.5	11.9	12.2
6.5.3	Berkemahiran Rendah <i>Low-skilled</i>	7.9	6.6	8.2	8.7	8.6	9.0	8.2	8.7
6.6	Perkhidmatan lain <i>Other services</i>	100.0	100.0	100.0	100.0	100.0	100.0	100.0	100.0
6.6.1	Mahir <i>Skilled</i>	28.8	35.1	30.7	30.2	35.0	27.1	30.0	31.7
6.6.2	Separuh Mahir <i>Semi-skilled</i>	50.4	42.3	50.5	53.7	50.3	52.2	50.3	48.5
6.6.3	Berkemahiran Rendah <i>Low-skilled</i>	20.8	22.6	18.8	16.1	14.7	20.7	19.7	19.8

4.4b

Peratus Sumbangan Kekosongan Suku Tahunan mengikut Aktiviti Ekonomi dan Kemahiran, ST1 2022 - ST4 2025 (samb.)

Quarterly Percentage Share of Vacancies by Economic Activity and Skill, Q1 2022 - Q4 2025 (cont'd)

(%)

Suku Tahunan/Quarterly								Aktiviti Ekonomi Economic Activity	
2024				2025					
I	II	III	IV	I	II	III	IV ^P		
100.0	100.0	100.0	100.0	100.0	100.0	100.0	100.0	Makanan & minuman dan penginapan <i>Food & beverages and accommodation</i>	6.2
12.6	12.8	16.3	16.8	17.7	13.2	16.4	17.8	Mahir <i>Skilled</i>	6.2.1
65.1	64.2	63.5	59.4	57.9	63.2	63.9	67.5	Separuh Mahir <i>Semi-skilled</i>	6.2.2
22.3	23.0	20.2	23.8	24.4	23.6	19.7	14.7	Berkemahiran Rendah <i>Low-skilled</i>	6.2.3
100.0	100.0	100.0	100.0	100.0	100.0	100.0	100.0	Pengangkutan & penyimpanan <i>Transportation & storage</i>	6.3
22.6	22.2	28.8	28.8	25.5	22.5	21.3	21.5	Mahir <i>Skilled</i>	6.3.1
53.5	55.0	47.9	50.9	51.3	50.3	51.7	52.0	Separuh Mahir <i>Semi-skilled</i>	6.3.2
23.9	22.8	23.3	20.3	23.2	27.2	27.0	26.5	Berkemahiran Rendah <i>Low-skilled</i>	6.3.3
100.0	100.0	100.0	100.0	100.0	100.0	100.0	100.0	Maklumat & komunikasi <i>Information & communication</i>	6.4
34.7	37.0	33.7	34.0	35.1	32.4	29.8	28.5	Mahir <i>Skilled</i>	6.4.1
12.7	11.4	10.1	10.6	16.3	11.3	14.7	15.0	Separuh Mahir <i>Semi-skilled</i>	6.4.2
52.6	51.6	56.2	55.4	48.6	56.3	55.5	56.5	Berkemahiran Rendah <i>Low-skilled</i>	6.4.3
100.0	100.0	100.0	100.0	100.0	100.0	100.0	100.0	Kewangan, insurans, hartanah & perkhidmatan perniagaan <i>Finance, insurance, real estate & business services</i>	6.5
79.2	76.9	76.2	76.1	76.7	76.6	72.9	74.0	Mahir <i>Skilled</i>	6.5.1
11.9	14.1	13.9	14.6	14.6	15.2	18.3	16.5	Separuh Mahir <i>Semi-skilled</i>	6.5.2
8.9	9.0	9.9	9.3	8.7	8.2	8.8	9.5	Berkemahiran Rendah <i>Low-skilled</i>	6.5.3
100.0	100.0	100.0	100.0	100.0	100.0	100.0	100.0	Perkhidmatan lain <i>Other services</i>	6.6
25.6	25.1	27.5	26.2	23.2	27.0	26.3	28.0	Mahir <i>Skilled</i>	6.6.1
59.3	57.4	56.3	56.3	59.0	53.5	56.0	53.8	Separuh Mahir <i>Semi-skilled</i>	6.6.2
15.1	17.5	16.2	17.5	17.8	19.5	17.7	18.2	Berkemahiran Rendah <i>Low-skilled</i>	6.6.3

(%)

Aktiviti Ekonomi <i>Economic Activity</i>		Suku Tahunan/ <i>Quarterly</i>							
		2022				2023			
		I	II	III	IV	I	II	III	IV
1	Jumlah Total	2.2	2.2	2.2	2.2	2.2	2.2	2.1	2.1
1.1	Mahir <i>Skilled</i>	2.1	2.3	2.2	2.2	2.2	2.2	2.2	2.2
1.2	Separuh Mahir <i>Semi-skilled</i>	1.9	2.0	2.0	1.9	1.9	1.9	1.9	1.9
1.3	Berkemahiran Rendah <i>Low-skilled</i>	3.4	3.3	3.3	3.4	3.3	3.2	3.3	3.3
2	Pertanian <i>Agriculture</i>	6.5	6.6	6.6	6.6	6.6	6.4	6.2	6.3
2.1	Mahir <i>Skilled</i>	15.3	15.5	15.5	15.2	15.4	15.4	15.2	15.4
2.2	Separuh Mahir <i>Semi-skilled</i>	4.7	4.8	4.8	4.9	4.9	4.7	4.6	4.7
2.3	Berkemahiran Rendah <i>Low-skilled</i>	22.9	23.1	23.7	23.9	23.9	21.7	21.6	21.6
3	Perlombongan & Pengkuarian <i>Mining & Quarrying</i>	0.6	0.6	0.6	0.5	0.6	0.5	0.6	0.7
3.1	Mahir <i>Skilled</i>	0.5	0.5	0.5	0.5	0.5	0.4	0.5	0.5
3.2	Separuh Mahir <i>Semi-skilled</i>	0.5	0.5	0.5	0.5	0.5	0.5	0.6	0.7
3.3	Berkemahiran Rendah <i>Low-skilled</i>	1.0	0.9	0.8	0.8	0.9	0.6	1.0	1.1
4	Pembuatan <i>Manufacturing</i>	4.5	4.5	4.5	4.5	4.4	4.4	4.4	4.4
4.1	Mahir <i>Skilled</i>	5.9	5.9	5.8	5.8	5.7	5.7	5.6	5.6
4.2	Separuh Mahir <i>Semi-skilled</i>	3.5	3.6	3.5	3.5	3.5	3.5	3.5	3.5
4.3	Berkemahiran Rendah <i>Low-skilled</i>	11.5	11.3	11.2	11.1	11.1	10.9	10.7	10.8
4.1	Prosesan makanan, minuman & produk tembakau <i>Food processing, beverages & tobacco products</i>	4.4	4.5	4.4	4.3	4.2	4.3	4.2	4.1
4.1.1	Mahir <i>Skilled</i>	5.7	5.7	5.7	5.6	5.5	5.5	5.4	5.3
4.1.2	Separuh Mahir <i>Semi-skilled</i>	3.1	3.2	3.1	3.1	3.0	3.1	3.1	2.9
4.1.3	Berkemahiran Rendah <i>Low-skilled</i>	11.3	11.4	11.4	11.2	10.9	10.6	10.4	10.6

Suku Tahunan/Quarterly								Aktiviti Ekonomi Economic Activity	
2024				2025					
I	II	III	IV	I	II	III	IV ^P		
2.1	2.1	2.1	2.1	2.1	2.1	2.2	2.2	Jumlah Total	1
2.1	2.1	2.1	2.1	2.1	2.1	2.1	2.1	Mahir Skilled	1.1
1.9	1.9	1.9	1.9	1.9	1.9	1.9	1.9	Separuh Mahir Semi-skilled	1.2
3.3	3.3	3.3	3.3	3.3	3.3	3.3	3.3	Berkemahiran Rendah Low-skilled	1.3
6.4	6.4	6.4	6.4	6.3	6.3	6.4	6.4	Pertanian Agriculture	2
15.3	15.6	15.8	15.5	15.4	15.5	15.3	15.3	Mahir Skilled	2.1
4.9	4.8	4.8	4.8	4.8	4.8	4.8	4.8	Separuh Mahir Semi-skilled	2.2
21.7	21.6	21.7	21.7	21.9	21.6	21.4	21.7	Berkemahiran Rendah Low-skilled	2.3
0.7	0.8	0.6	0.7	0.6	0.7	0.8	0.7	Perlombongan & Pengkuarian Mining & Quarrying	3
0.6	0.9	0.5	0.5	0.5	0.6	0.7	0.6	Mahir Skilled	3.1
0.7	0.6	0.6	0.7	0.7	0.7	0.8	0.7	Separuh Mahir Semi-skilled	3.2
1.0	1.2	1.2	1.0	1.0	1.1	1.0	0.9	Berkemahiran Rendah Low-skilled	3.3
4.4	4.4	4.4	4.4	4.5	4.5	4.5	4.6	Pembuatan Manufacturing	4
5.7	5.7	5.7	5.6	5.7	5.7	5.8	5.8	Mahir Skilled	4.1
3.5	3.5	3.5	3.5	3.5	3.6	3.6	3.6	Separuh Mahir Semi-skilled	4.2
11.0	11.0	11.0	11.0	11.1	11.1	11.1	11.2	Berkemahiran Rendah Low-skilled	4.3
4.0	4.1	4.0	4.1	4.2	4.1	4.4	4.2	Prosesan makanan, minuman & produk tembakau Food processing, beverages & tobacco products	4.1
5.2	5.3	5.2	5.1	5.3	5.3	5.4	5.3	Mahir Skilled	4.1.1
2.8	2.9	2.9	3.0	3.1	2.9	3.3	3.1	Separuh Mahir Semi-skilled	4.1.2
10.7	10.6	10.4	10.6	10.7	10.6	10.7	10.8	Berkemahiran Rendah Low-skilled	4.1.3

(%)

Aktiviti Ekonomi Economic Activity		Suku Tahunan/Quarterly							
		2022				2023			
		I	II	III	IV	I	II	III	IV
4.2	Produk tekstil, pakaian & kulit <i>Textiles, wearing apparel & leather products</i>	3.6	3.7	3.8	3.7	3.6	3.5	3.5	3.4
4.2.1	Mahir <i>Skilled</i>	5.6	6.0	6.1	5.9	5.9	5.7	5.6	5.5
4.2.2	Separuh Mahir <i>Semi-skilled</i>	2.5	2.6	2.6	2.6	2.5	2.4	2.4	2.4
4.2.3	Berkemahiran Rendah <i>Low-skilled</i>	13.0	13.0	13.1	12.9	12.8	12.9	12.9	12.8
4.3	Produk kayu, perabot, keluaran kertas & percetakan <i>Wood products, furniture, paper products & printing</i>	4.3	4.3	4.4	4.4	4.4	4.4	4.4	4.4
4.3.1	Mahir <i>Skilled</i>	5.1	5.0	5.1	5.1	5.2	5.4	5.3	5.3
4.3.2	Separuh Mahir <i>Semi-skilled</i>	2.6	2.8	2.8	2.8	2.8	2.9	2.9	2.9
4.3.3	Berkemahiran Rendah <i>Low-skilled</i>	13.0	12.5	12.6	12.7	12.8	12.5	12.4	12.5
4.4	Produk petroleum, kimia, getah & plastik <i>Petroleum, chemical, rubber & plastic products</i>	4.6	4.6	4.5	4.5	4.5	4.4	4.3	4.3
4.4.1	Mahir <i>Skilled</i>	5.9	5.7	5.6	5.6	5.6	5.5	5.3	5.2
4.4.2	Separuh Mahir <i>Semi-skilled</i>	4.1	4.1	4.0	4.0	4.0	3.9	3.9	3.9
4.4.3	Berkemahiran Rendah <i>Low-skilled</i>	8.1	7.7	7.6	7.6	7.4	7.2	7.1	7.1
4.5	Produk mineral bukan logam, logam asas & produk logam yang direka <i>Non-metallic mineral products, basic metal & fabricated metal products</i>	4.1	3.9	3.8	3.8	3.8	3.8	3.7	3.8
4.5.1	Mahir <i>Skilled</i>	6.3	6.1	6.0	6.0	6.0	5.9	5.8	5.9
4.5.2	Separuh Mahir <i>Semi-skilled</i>	2.8	2.7	2.6	2.6	2.6	2.6	2.6	2.7
4.5.3	Berkemahiran Rendah <i>Low-skilled</i>	11.9	11.5	11.1	10.9	11.1	10.8	10.5	10.6

4.4c

Kadar Kekosongan Suku Tahunan mengikut Aktiviti Ekonomi dan Kemahiran, ST1 2022 - ST4 2025 (samb.)

Quarterly Rate of Vacancies by Economic Activity and Skill, Q1 2022 - Q4 2025 (cont'd)

(%)

Suku Tahunan/Quarterly								Aktiviti Ekonomi Economic Activity	
2024				2025					
I	II	III	IV	I	II	III	IV ^P		
3.5	3.4	3.6	3.5	3.5	3.5	3.5	3.5	Produk tekstil, pakaian & kulit Textiles, wearing apparel & leather products	4.2
5.6	5.5	5.5	5.5	5.6	5.6	5.7	5.5	Mahir Skilled	4.2.1
2.4	2.4	2.5	2.5	2.4	2.5	2.5	2.4	Separuh Mahir Semi-skilled	4.2.2
13.1	12.9	13.0	12.9	12.9	12.9	12.9	13.0	Berkemahiran Rendah Low-skilled	4.2.3
4.4	4.5	4.5	4.3	4.4	4.5	4.5	4.6	Produk kayu, perabot, keluaran kertas & percetakan Wood products, furniture, paper products & printing	4.3
5.4	5.4	5.5	5.4	5.4	5.6	5.5	5.7	Mahir Skilled	4.3.1
2.9	2.9	2.8	2.7	2.7	2.9	2.8	2.9	Separuh Mahir Semi-skilled	4.3.2
12.8	13.0	13.0	13.0	13.0	13.2	13.2	13.3	Berkemahiran Rendah Low-skilled	4.3.3
4.4	4.3	4.3	4.3	4.4	4.4	4.3	4.5	Produk petroleum, kimia, getah & plastik Petroleum, chemical, rubber & plastic products	4.4
5.2	5.1	5.2	5.1	5.3	5.3	5.5	5.4	Mahir Skilled	4.4.1
4.0	3.9	3.9	3.9	4.0	4.0	3.9	4.1	Separuh Mahir Semi-skilled	4.4.2
7.3	7.2	7.1	6.9	7.1	7.1	7.2	7.2	Berkemahiran Rendah Low-skilled	4.4.3
3.9	3.9	3.8	3.9	4.0	4.1	4.1	4.2	Produk mineral bukan logam, logam asas & produk logam yang direka Non-metallic mineral products, basic metal & fabricated metal products	4.5
6.0	5.9	6.0	5.9	6.0	6.1	5.9	6.1	Mahir Skilled	4.5.1
2.8	2.7	2.6	2.8	2.8	2.9	3.0	3.0	Separuh Mahir Semi-skilled	4.5.2
10.7	10.7	10.7	10.7	10.8	10.8	10.8	10.9	Berkemahiran Rendah Low-skilled	4.5.3

Aktiviti Ekonomi Economic Activity		Suku Tahunan/Quarterly							
		2022				2023			
		I	II	III	IV	I	II	III	IV
4.6	Produk elektrik, elektronik & optikal <i>Electrical, electronic & optical products</i>	5.2	5.2	5.1	5.1	5.1	5.2	5.1	5.1
4.6.1	Mahir <i>Skilled</i>	6.2	6.2	6.2	6.1	6.1	6.1	6.0	6.0
4.6.2	Separuh Mahir <i>Semi-skilled</i>	4.4	4.4	4.4	4.4	4.4	4.5	4.5	4.4
4.6.3	Berkemahiran Rendah <i>Low-skilled</i>	13.6	13.5	13.5	13.4	13.2	13.3	13.3	13.4
4.7	Peralatan pengangkutan, pembuatan lain & pembaikan <i>Transport equipment, other manufacturing & repair</i>	4.3	4.3	4.3	4.2	4.2	4.1	4.0	4.1
4.7.1	Mahir <i>Skilled</i>	5.3	5.4	5.3	5.3	5.2	5.3	5.3	5.3
4.7.2	Separuh Mahir <i>Semi-skilled</i>	3.6	3.7	3.6	3.5	3.5	3.4	3.3	3.4
4.7.3	Berkemahiran Rendah <i>Low-skilled</i>	8.8	8.8	8.7	8.7	8.6	8.5	8.4	8.5
5	Pembinaan <i>Construction</i>	1.8	1.8	1.8	1.9	1.9	1.9	2.0	2.0
5.1	Mahir <i>Skilled</i>	3.4	3.4	3.2	3.3	3.2	3.3	3.5	3.5
5.2	Separuh Mahir <i>Semi-skilled</i>	1.2	1.2	1.2	1.3	1.3	1.3	1.4	1.3
5.3	Berkemahiran Rendah <i>Low-skilled</i>	11.5	11.7	11.8	11.3	11.1	10.7	13.1	12.7
6	Perkhidmatan <i>Services</i>	0.6	0.7	0.7	0.6	0.6	0.6	0.6	0.5
6.1	Mahir <i>Skilled</i>	0.7	1.0	0.9	1.0	1.0	0.9	0.9	0.9
6.2	Separuh Mahir <i>Semi-skilled</i>	0.4	0.4	0.4	0.4	0.4	0.3	0.3	0.3
6.3	Berkemahiran Rendah <i>Low-skilled</i>	0.7	0.7	0.7	0.8	0.7	0.7	0.6	0.6
6.1	Perdagangan borong & runcit <i>Wholesale & retail trade</i>	0.5	0.7	0.6	0.7	0.6	0.6	0.6	0.6
6.1.1	Mahir <i>Skilled</i>	0.3	0.8	0.6	0.8	0.8	0.8	0.8	0.8
6.1.2	Separuh Mahir <i>Semi-skilled</i>	0.4	0.5	0.5	0.3	0.3	0.3	0.2	0.2
6.1.3	Berkemahiran Rendah <i>Low-skilled</i>	0.9	1.0	1.0	1.5	1.3	1.2	1.2	1.2

Suku Tahunan/Quarterly								Aktiviti Ekonomi Economic Activity	
2024				2025					
I	II	III	IV	I	II	III	IV ^P		
5.2	5.2	5.2	5.2	5.2	5.3	5.3	5.4	Produk elektrik, elektronik & optikal Electrical, electronic & optical products	4.6
6.2	6.2	6.1	6.1	6.1	6.1	6.3	6.2	Mahir Skilled	4.6.1
4.5	4.5	4.5	4.5	4.5	4.6	4.6	4.7	Separuh Mahir Semi-skilled	4.6.2
13.7	13.8	13.8	13.8	13.8	13.8	13.7	13.8	Berkemahiran Rendah Low-skilled	4.6.3
4.2	4.2	4.1	4.1	4.2	4.2	4.2	4.2	Peralatan pengangkutan, pembuatan lain & pembaikan Transport equipment, other manufacturing & repair	4.7
5.3	5.4	5.3	5.3	5.3	5.3	5.3	5.3	Mahir Skilled	4.7.1
3.5	3.5	3.4	3.5	3.5	3.5	3.6	3.5	Separuh Mahir Semi-skilled	4.7.2
8.6	8.4	8.4	8.5	8.5	8.4	8.4	8.4	Berkemahiran Rendah Low-skilled	4.7.3
2.0	2.1	2.0	2.0	2.0	2.0	2.0	1.9	Pembinaan Construction	5
3.5	3.6	3.3	3.3	3.1	3.3	3.1	3.1	Mahir Skilled	5.1
1.4	1.4	1.3	1.3	1.4	1.3	1.3	1.3	Separuh Mahir Semi-skilled	5.2
13.0	12.7	12.7	12.8	12.6	12.6	12.5	12.6	Berkemahiran Rendah Low-skilled	5.3
0.5	0.5	0.5	0.5	0.5	0.5	0.5	0.5	Perkhidmatan Services	6
0.8	0.8	0.8	0.8	0.8	0.8	0.8	0.8	Mahir Skilled	6.1
0.3	0.3	0.3	0.3	0.3	0.3	0.3	0.3	Separuh Mahir Semi-skilled	6.2
0.6	0.6	0.6	0.6	0.6	0.6	0.6	0.6	Berkemahiran Rendah Low-skilled	6.3
0.6	0.6	0.6	0.6	0.5	0.5	0.5	0.5	Perdagangan borong & runcit Wholesale & retail trade	6.1
0.8	0.8	0.8	0.8	0.7	0.7	0.7	0.7	Mahir Skilled	6.1.1
0.2	0.2	0.2	0.2	0.2	0.2	0.2	0.2	Separuh Mahir Semi-skilled	6.1.2
1.2	1.2	1.2	1.2	1.2	1.2	1.2	1.2	Berkemahiran Rendah Low-skilled	6.1.3

(%)

Aktiviti Ekonomi Economic Activity		Suku Tahunan/Quarterly							
		2022				2023			
		I	II	III	IV	I	II	III	IV
6.2	Makanan & minuman dan penginapan <i>Food & beverages and accommodation</i>	0.3	0.3	0.3	0.4	0.3	0.3	0.2	0.2
6.2.1	Mahir <i>Skilled</i>	0.2	0.2	0.2	0.4	0.2	0.2	0.2	0.2
6.2.2	Separuh Mahir <i>Semi-skilled</i>	0.3	0.4	0.5	0.6	0.6	0.4	0.3	0.3
6.2.3	Berkemahiran Rendah <i>Low-skilled</i>	0.3	0.2	0.2	0.1	0.1	0.1	0.1	0.1
6.3	Pengangkutan & penyimpanan <i>Transportation & storage</i>	0.7	0.5	0.4	0.4	0.4	0.4	0.4	0.3
6.3.1	Mahir <i>Skilled</i>	0.3	0.2	0.1	0.2	0.2	0.4	0.3	0.3
6.3.2	Separuh Mahir <i>Semi-skilled</i>	0.5	0.3	0.3	0.2	0.2	0.3	0.3	0.3
6.3.3	Berkemahiran Rendah <i>Low-skilled</i>	1.5	1.1	1.1	0.9	0.8	0.5	0.5	0.4
6.4	Maklumat & komunikasi <i>Information & communication</i>	0.5	0.6	0.5	0.4	0.4	0.4	0.4	0.4
6.4.1	Mahir <i>Skilled</i>	0.3	0.4	0.4	0.3	0.3	0.2	0.2	0.2
6.4.2	Separuh Mahir <i>Semi-skilled</i>	0.2	0.3	0.3	0.2	0.2	0.2	0.2	0.1
6.4.3	Berkemahiran Rendah <i>Low-skilled</i>	2.9	3.0	2.8	2.3	2.6	2.5	2.6	2.6
6.5	Kewangan, insurans, hartanah & perkhidmatan perniagaan <i>Finance, insurance, real estate & business services</i>	1.0	1.2	1.2	1.1	1.2	1.1	1.1	1.0
6.5.1	Mahir <i>Skilled</i>	1.9	2.2	2.2	2.0	2.2	2.0	1.9	1.7
6.5.2	Separuh Mahir <i>Semi-skilled</i>	0.3	0.3	0.3	0.3	0.3	0.2	0.3	0.3
6.5.3	Berkemahiran Rendah <i>Low-skilled</i>	0.7	0.6	0.8	0.8	0.9	0.9	0.8	0.8
6.6	Perkhidmatan lain <i>Other services</i>	0.4	0.7	0.5	0.5	0.4	0.4	0.4	0.4
6.6.1	Mahir <i>Skilled</i>	0.3	0.6	0.4	0.4	0.4	0.3	0.3	0.3
6.6.2	Separuh Mahir <i>Semi-skilled</i>	0.5	0.6	0.5	0.6	0.5	0.5	0.5	0.4
6.6.3	Berkemahiran Rendah <i>Low-skilled</i>	0.7	1.1	0.7	0.6	0.5	0.6	0.6	0.6

Suku Tahunan/Quarterly								Aktiviti Ekonomi Economic Activity	
2024				2025					
I	II	III	IV	I	II	III	IV ^P		
0.2	0.2	0.2	0.2	0.2	0.2	0.2	0.2	Makanan & minuman dan penginapan Food & beverages and accommodation	6.2
0.2	0.2	0.2	0.2	0.3	0.2	0.2	0.2	Mahir Skilled	6.2.1
0.3	0.3	0.3	0.3	0.3	0.3	0.3	0.3	Separuh Mahir Semi-skilled	6.2.2
0.1	0.1	0.1	0.1	0.1	0.1	0.1	0.1	Berkemahiran Rendah Low-skilled	6.2.3
0.3	0.3	0.3	0.3	0.3	0.3	0.3	0.3	Pengangkutan & penyimpanan Transportation & storage	6.3
0.3	0.3	0.4	0.4	0.4	0.3	0.3	0.3	Mahir Skilled	6.3.1
0.3	0.3	0.3	0.3	0.3	0.3	0.3	0.3	Separuh Mahir Semi-skilled	6.3.2
0.4	0.3	0.4	0.3	0.4	0.4	0.4	0.4	Berkemahiran Rendah Low-skilled	6.3.3
0.4	0.4	0.4	0.4	0.4	0.4	0.4	0.4	Maklumat & komunikasi Information & communication	6.4
0.2	0.2	0.2	0.2	0.2	0.2	0.2	0.2	Mahir Skilled	6.4.1
0.1	0.1	0.1	0.1	0.2	0.1	0.2	0.2	Separuh Mahir Semi-skilled	6.4.2
2.6	2.7	2.8	2.7	2.7	2.8	2.9	2.9	Berkemahiran Rendah Low-skilled	6.4.3
1.0	1.0	1.0	1.0	1.0	1.0	0.9	0.9	Kewangan, insurans, hartanah & perkhidmatan perniagaan Finance, insurance, real estate & business services	6.5
1.7	1.6	1.6	1.6	1.6	1.6	1.5	1.5	Mahir Skilled	6.5.1
0.3	0.3	0.3	0.3	0.3	0.3	0.4	0.4	Separuh Mahir Semi-skilled	6.5.2
0.8	0.8	0.9	0.8	0.8	0.7	0.8	0.8	Berkemahiran Rendah Low-skilled	6.5.3
0.4	0.4	0.4	0.4	0.4	0.5	0.4	0.4	Perkhidmatan lain Other services	6.6
0.2	0.3	0.3	0.3	0.2	0.3	0.3	0.3	Mahir Skilled	6.6.1
0.5	0.5	0.5	0.5	0.5	0.5	0.5	0.5	Separuh Mahir Semi-skilled	6.6.2
0.4	0.5	0.5	0.5	0.5	0.6	0.5	0.6	Berkemahiran Rendah Low-skilled	6.6.3

('000)

Aktiviti Ekonomi <i>Economic Activity</i>		2022	2023	2024	2025 ^P
1	Jumlah Total	116.65	126.47	127.24	129.57
2	Pertanian <i>Agriculture</i>	5.97	6.17	5.21	5.27
3	Perlombongan & Pengkuarian <i>Mining & Quarrying</i>	0.43	0.68	0.86	0.85
4	Pembuatan <i>Manufacturing</i>	37.49	41.52	43.44	48.35
4.1	Prosesan makanan, minuman & produk tembakau <i>Food processing, beverages & tobacco products</i>	2.24	2.81	2.67	4.13
4.2	Produk tekstil, pakaian & kulit <i>Textiles, wearing apparel & leather products</i>	1.72	1.69	1.74	1.88
4.3	Produk kayu, perabot, keluaran kertas & percetakan <i>Wood products, furniture, paper products & printing</i>	3.23	3.42	3.38	3.68
4.4	Produk petroleum, kimia, getah & plastik <i>Petroleum, chemical, rubber & plastic products</i>	9.70	10.65	11.26	12.45
4.5	Produk mineral bukan logam, logam asas & produk logam yang direka <i>Non-metallic mineral products, basic metal & fabricated metal products</i>	4.51	5.07	5.51	6.08
4.6	Produk elektrik, elektronik & optikal <i>Electrical, electronic & optical products</i>	13.19	14.22	15.51	16.16
4.7	Peralatan pengangkutan, pembuatan lain & pembaikan <i>Transport equipment, other manufacturing & repair</i>	2.90	3.66	3.37	3.96
5	Pembinaan <i>Construction</i>	13.37	14.68	14.55	13.26
6	Perkhidmatan <i>Services</i>	59.39	63.43	63.19	61.85
6.1	Perdagangan borong & runcit <i>Wholesale & retail trade</i>	26.57	34.91	35.84	35.84
6.2	Makanan & minuman dan penginapan <i>Food & beverages and accommodation</i>	3.10	4.28	3.43	3.13
6.3	Pengangkutan & penyimpanan <i>Transportation & storage</i>	6.95	5.45	5.77	5.43
6.4	Maklumat & komunikasi <i>Information & communication</i>	4.64	2.32	2.32	2.25
6.5	Kewangan, insurans, hartanah & perkhidmatan perniagaan <i>Finance, insurance, real estate & business services</i>	11.27	10.99	10.33	9.23
6.6	Perkhidmatan lain <i>Other services</i>	6.85	5.48	5.51	5.98

(%)

Aktiviti Ekonomi <i>Economic Activity</i>		2022	2023	2024	2025 ^P
1	Jumlah Total	100.0	100.0	100.0	100.0
2	Pertanian <i>Agriculture</i>	5.1	4.9	4.1	4.1
3	Perlombongan & Pengkuarian <i>Mining & Quarrying</i>	0.4	0.5	0.7	0.7
4	Pembuatan <i>Manufacturing</i>	32.1	32.8	34.1	37.3
4.1	Prosesan makanan, minuman & produk tembakau <i>Food processing, beverages & tobacco products</i>	1.9	2.2	2.1	3.2
4.2	Produk tekstil, pakaian & kulit <i>Textiles, wearing apparel & leather products</i>	1.5	1.3	1.4	1.5
4.3	Produk kayu, perabot, keluaran kertas & percetakan <i>Wood products, furniture, paper products & printing</i>	2.8	2.7	2.7	2.8
4.4	Produk petroleum, kimia, getah & plastik <i>Petroleum, chemical, rubber & plastic products</i>	8.3	8.4	8.8	9.6
4.5	Produk mineral bukan logam, logam asas & produk logam yang direka <i>Non-metallic mineral products, basic metal & fabricated metal products</i>	3.9	4.0	4.3	4.7
4.6	Produk elektrik, elektronik & optikal <i>Electrical, electronic & optical products</i>	11.3	11.2	12.2	12.5
4.7	Peralatan pengangkutan, pembuatan lain & pembaikan <i>Transport equipment, other manufacturing & repair</i>	2.5	2.9	2.7	3.1
5	Pembinaan <i>Construction</i>	11.5	11.6	11.4	10.2
6	Perkhidmatan <i>Services</i>	50.9	50.2	49.7	47.7
6.1	Perdagangan borong & runcit <i>Wholesale & retail trade</i>	22.8	27.6	28.2	27.7
6.2	Makanan & minuman dan penginapan <i>Food & beverages and accommodation</i>	2.7	3.4	2.7	2.4
6.3	Pengangkutan & penyimpanan <i>Transportation & storage</i>	6.0	4.3	4.5	4.2
6.4	Maklumat & komunikasi <i>Information & communication</i>	4.0	1.8	1.8	1.7
6.5	Kewangan, insurans, hartanah & perkhidmatan perniagaan <i>Finance, insurance, real estate & business services</i>	9.7	8.7	8.1	7.1
6.6	Perkhidmatan lain <i>Other services</i>	5.9	4.3	4.3	4.6

('000)

Aktiviti Ekonomi <i>Economic Activity</i>		Suku Tahunan/ <i>Quarterly</i>							
		2022				2023			
		I	II	III	IV	I	II	III	IV
1	Jumlah Total	25.84	29.40	30.53	30.89	31.71	31.70	31.99	31.06
2	Pertanian Agriculture	1.51	1.41	1.39	1.67	1.67	1.65	1.43	1.42
3	Perlombongan & Pengkuarian Mining & Quarrying	0.10	0.10	0.11	0.13	0.13	0.12	0.20	0.22
4	Pembuatan Manufacturing	8.60	9.00	9.80	10.10	10.54	10.05	10.38	10.55
4.1	Prosesan makanan, minuman & produk tembakau <i>Food processing, beverages & tobacco products</i>	0.49	0.52	0.58	0.65	0.72	0.67	0.76	0.67
4.2	Produk tekstil, pakaian & kulit <i>Textiles, wearing apparel & leather products</i>	0.43	0.42	0.43	0.44	0.44	0.41	0.41	0.43
4.3	Produk kayu, perabot, keluaran kertas & percetakan <i>Wood products, furniture, paper products & printing</i>	0.73	0.77	0.84	0.89	0.92	0.85	0.90	0.75
4.4	Produk petroleum, kimia, getah & plastik <i>Petroleum, chemical, rubber & plastic products</i>	2.30	2.33	2.48	2.60	2.76	2.50	2.67	2.72
4.5	Produk mineral bukan logam, logam asas & produk logam yang direka <i>Non-metallic mineral products, basic metal & fabricated metal products</i>	1.04	1.06	1.18	1.22	1.27	1.14	1.29	1.36
4.6	Produk elektrik, elektronik & optikal <i>Electrical, electronic & optical products</i>	2.97	3.22	3.52	3.48	3.49	3.53	3.50	3.71
4.7	Peralatan pengangkutan, pembuatan lain & pembaikan <i>Transport equipment, other manufacturing & repair</i>	0.64	0.68	0.77	0.81	0.94	0.95	0.85	0.91
5	Pembinaan Construction	3.34	3.45	3.50	3.08	3.25	3.62	4.06	3.74
6	Perkhidmatan Services	12.29	15.45	15.73	15.91	16.12	16.25	15.92	15.13
6.1	Perdagangan borong & runcit <i>Wholesale & retail trade</i>	4.73	6.66	6.79	8.39	8.65	8.82	8.55	8.89
6.2	Makanan & minuman dan penginapan <i>Food & beverages and accommodation</i>	0.71	0.52	0.88	1.00	0.95	1.19	1.10	1.04
6.3	Pengangkutan & penyimpanan <i>Transportation & storage</i>	1.94	1.74	2.01	1.26	1.36	1.51	1.40	1.18
6.4	Maklumat & komunikasi <i>Information & communication</i>	1.19	1.35	1.35	0.76	0.81	0.57	0.58	0.36
6.5	Kewangan, insurans, hartanah & perkhidmatan perniagaan <i>Finance, insurance, real estate & business services</i>	2.43	3.27	2.85	2.72	2.85	2.84	2.79	2.52
6.6	Perkhidmatan lain <i>Other services</i>	1.30	1.91	1.85	1.79	1.50	1.33	1.50	1.15

('000)

Suku Tahunan/Quarterly								Aktiviti Ekonomi Economic Activity	
2024				2025					
I	II	III	IV	I	II	III	IV ^P		
32.14	31.86	31.79	31.46	33.22	31.92	32.30	32.14	Jumlah Total	1
1.48	1.28	1.24	1.21	1.31	1.33	1.24	1.39	Pertanian Agriculture	2
0.21	0.22	0.21	0.22	0.24	0.22	0.20	0.19	Perlombongan & Pengkuarian Mining & Quarrying	3
10.73	10.81	10.94	10.97	12.13	11.95	12.17	12.10	Pembuatan Manufacturing	4
0.74	0.63	0.66	0.64	0.86	1.03	1.03	1.22	Prosesan makanan, minuman & produk tembakau Food processing, beverages & tobacco products	4.1
0.46	0.40	0.43	0.44	0.50	0.46	0.48	0.43	Produk tekstil, pakaian & kulit Textiles, wearing apparel & leather products	4.2
0.74	0.75	0.87	1.01	0.90	0.94	0.89	0.94	Produk kayu, perabot, keluaran kertas & percetakan Wood products, furniture, paper products & printing	4.3
2.74	2.74	2.90	2.87	3.15	2.98	3.09	3.24	Produk petroleum, kimia, getah & plastik Petroleum, chemical, rubber & plastic products	4.4
1.42	1.50	1.33	1.27	1.56	1.48	1.56	1.49	Produk mineral bukan logam, logam asas & produk logam yang direka Non-metallic mineral products, basic metal & fabricated metal products	4.5
3.72	3.88	3.96	3.95	4.24	4.03	4.12	3.78	Produk elektrik, elektronik & optikal Electrical, electronic & optical products	4.6
0.90	0.91	0.78	0.78	0.94	1.02	0.99	1.00	Peralatan pengangkutan, pembuatan lain & pembaikan Transport equipment, other manufacturing & repair	4.7
3.81	3.70	3.67	3.37	3.58	3.50	3.11	3.07	Pembinaan Construction	5
15.91	15.85	15.73	15.70	15.97	14.92	15.59	15.38	Perkhidmatan Services	6
8.99	8.69	9.04	9.12	8.82	8.77	8.96	9.28	Perdagangan borong & runcit Wholesale & retail trade	6.1
1.07	0.78	0.83	0.75	0.68	0.61	0.95	0.89	Makanan & minuman dan penginapan Food & beverages and accommodation	6.2
1.26	1.52	1.46	1.52	1.35	1.30	1.41	1.38	Pengangkutan & penyimpanan Transportation & storage	6.3
0.52	0.60	0.57	0.63	0.76	0.57	0.46	0.47	Maklumat & komunikasi Information & communication	6.4
2.73	2.86	2.46	2.28	2.77	2.09	2.40	1.97	Kewangan, insurans, hartanah & perkhidmatan perniagaan Finance, insurance, real estate & business services	6.5
1.34	1.41	1.37	1.39	1.59	1.58	1.41	1.40	Perkhidmatan lain Other services	6.6

Aktiviti Ekonomi Economic Activity		Suku Tahunan/Quarterly							
		2022				2023			
		I	II	III	IV	I	II	III	IV
1	Jumlah Total	100.0	100.0	100.0	100.0	100.0	100.0	100.0	100.0
2	Pertanian Agriculture	5.8	4.8	4.6	5.4	5.3	5.2	4.5	4.6
3	Perlombongan & Pengkuarian Mining & Quarrying	0.4	0.3	0.4	0.4	0.4	0.4	0.6	0.7
4	Pembuatan Manufacturing	33.3	30.6	32.0	32.7	33.2	31.7	32.4	34.0
4.1	Prosesan makanan, minuman & produk tembakau Food processing, beverages & tobacco products	1.9	1.8	1.9	2.1	2.3	2.1	2.4	2.2
4.2	Produk tekstil, pakaian & kulit Textiles, wearing apparel & leather products	1.7	1.4	1.4	1.4	1.4	1.3	1.3	1.4
4.3	Produk kayu, perabot, keluaran kertas & percetakan Wood products, furniture, paper products & printing	2.8	2.6	2.7	2.9	2.9	2.7	2.8	2.4
4.4	Produk petroleum, kimia, getah & plastik Petroleum, chemical, rubber & plastic products	8.9	7.9	8.1	8.4	8.7	7.9	8.4	8.7
4.5	Produk mineral bukan logam, logam asas & produk logam yang direka Non-metallic mineral products, basic metal & fabricated metal products	4.0	3.6	3.9	4.0	4.0	3.6	4.0	4.4
4.6	Produk elektrik, elektronik & optikal Electrical, electronic & optical products	11.5	10.9	11.5	11.3	11.0	11.1	10.9	11.9
4.7	Peralatan pengangkutan, pembuatan lain & pembaikan Transport equipment, other manufacturing & repair	2.5	2.3	2.5	2.6	3.0	3.0	2.7	2.9
5	Pembinaan Construction	12.9	11.8	11.5	10.0	10.3	11.4	12.7	12.0
6	Perkhidmatan Services	47.6	52.5	51.5	51.5	50.8	51.3	49.8	48.7
6.1	Perdagangan borong & runcit Wholesale & retail trade	18.3	22.6	22.3	27.2	27.3	27.8	26.7	28.6
6.2	Makanan & minuman dan penginapan Food & beverages and accommodation	2.7	1.8	2.9	3.2	3.0	3.8	3.4	3.3
6.3	Pengangkutan & penyimpanan Transportation & storage	7.5	5.9	6.6	4.1	4.3	4.8	4.4	3.8
6.4	Maklumat & komunikasi Information & communication	4.6	4.6	4.4	2.5	2.6	1.8	1.8	1.2
6.5	Kewangan, insurans, hartanah & perkhidmatan perniagaan Finance, insurance, real estate & business services	9.4	11.1	9.3	8.8	9.0	8.9	8.7	8.1
6.6	Perkhidmatan lain Other services	5.0	6.5	6.1	5.8	4.7	4.2	4.7	3.7

(%)

Suku Tahunan/Quarterly								Aktiviti Ekonomi Economic Activity	
2024				2025					
I	II	III	IV	I	II	III	IV ^P		
100.0	100.0	100.0	100.0	100.0	100.0	100.0	100.0	Jumlah Total	1
4.6	4.0	3.9	3.8	3.9	4.2	3.8	4.2	Pertanian Agriculture	2
0.7	0.7	0.7	0.7	0.7	0.7	0.6	0.6	Perlombongan & Pengkuarian Mining & Quarrying	3
33.3	33.9	34.4	34.9	36.5	37.4	37.7	37.7	Pembuatan Manufacturing	4
2.3	2.0	2.1	2.0	2.6	3.2	3.2	3.8	Prosesan makanan, minuman & produk tembakau Food processing, beverages & tobacco products	4.1
1.4	1.3	1.4	1.4	1.5	1.4	1.5	1.4	Produk tekstil, pakaian & kulit Textiles, wearing apparel & leather products	4.2
2.3	2.4	2.7	3.2	2.7	3.0	2.8	2.9	Produk kayu, perabot, keluaran kertas & percetakan Wood products, furniture, paper products & printing	4.3
8.5	8.6	9.1	9.1	9.5	9.3	9.6	10.1	Produk petroleum, kimia, getah & plastik Petroleum, chemical, rubber & plastic products	4.4
4.4	4.7	4.2	4.0	4.7	4.6	4.8	4.6	Produk mineral bukan logam, logam asas & produk logam yang direka Non-metallic mineral products, basic metal & fabricated metal products	4.5
11.6	12.2	12.5	12.6	12.8	12.6	12.8	11.8	Produk elektrik, elektronik & optikal Electrical, electronic & optical products	4.6
2.8	2.9	2.5	2.5	2.8	3.2	3.1	3.1	Peralatan pengangkutan, pembuatan lain & pembaikan Transport equipment, other manufacturing & repair	4.7
11.9	11.6	11.5	10.7	10.8	11.0	9.6	9.6	Pembinaan Construction	5
49.5	49.8	49.5	49.9	48.1	46.7	48.3	47.9	Perkhidmatan Services	6
28.0	27.3	28.4	29.0	26.6	27.5	27.7	28.9	Perdagangan borong & runcit Wholesale & retail trade	6.1
3.3	2.4	2.6	2.4	2.1	1.9	2.9	2.8	Makanan & minuman dan penginapan Food & beverages and accommodation	6.2
3.9	4.8	4.6	4.8	4.0	4.1	4.4	4.3	Pengangkutan & penyimpanan Transportation & storage	6.3
1.6	1.9	1.8	2.0	2.3	1.8	1.4	1.4	Maklumat & komunikasi Information & communication	6.4
8.5	9.0	7.7	7.3	8.3	6.5	7.4	6.1	Kewangan, insurans, hartanah & perkhidmatan perniagaan Finance, insurance, real estate & business services	6.5
4.2	4.4	4.3	4.4	4.8	4.9	4.4	4.4	Perkhidmatan lain Other services	6.6

('000)

Aktiviti Ekonomi <i>Economic Activity</i>		2022	2023	2024	2025 ^P
1	Jumlah Total	116.65	126.47	127.24	129.57
1.1	Mahir <i>Skilled</i>	34.47	35.61	34.18	33.09
1.2	Separuh Mahir <i>Semi-skilled</i>	70.98	78.62	79.76	82.89
1.3	Berkemahiran Rendah <i>Low-skilled</i>	11.20	12.24	13.30	13.59
2	Pertanian Agriculture	5.97	6.17	5.21	5.27
2.1	Mahir <i>Skilled</i>	0.66	0.80	0.62	0.58
2.2	Separuh Mahir <i>Semi-skilled</i>	4.96	5.05	4.33	4.44
2.3	Berkemahiran Rendah <i>Low-skilled</i>	0.35	0.32	0.26	0.26
3	Perlombongan & Pengkuarian Mining & Quarrying	0.43	0.68	0.86	0.85
3.1	Mahir <i>Skilled</i>	0.06	0.13	0.21	0.20
3.2	Separuh Mahir <i>Semi-skilled</i>	0.33	0.47	0.54	0.57
3.3	Berkemahiran Rendah <i>Low-skilled</i>	0.04	0.07	0.11	0.08
4	Pembuatan Manufacturing	37.49	41.52	43.44	48.35
4.1	Mahir <i>Skilled</i>	7.78	9.08	9.31	10.33
4.2	Separuh Mahir <i>Semi-skilled</i>	26.50	28.90	30.41	34.01
4.3	Berkemahiran Rendah <i>Low-skilled</i>	3.21	3.53	3.71	4.01
4.1	Prosesan makanan, minuman & produk tembakau <i>Food processing, beverages & tobacco products</i>	2.24	2.81	2.67	4.13
4.1.1	Mahir <i>Skilled</i>	0.86	1.08	1.06	1.56
4.1.2	Separuh Mahir <i>Semi-skilled</i>	0.70	0.94	0.93	1.79
4.1.3	Berkemahiran Rendah <i>Low-skilled</i>	0.67	0.79	0.68	0.79
4.2	Produk tekstil, pakaian & kulit <i>Textiles, wearing apparel & leather products</i>	1.72	1.69	1.74	1.88
4.2.1	Mahir <i>Skilled</i>	0.07	0.08	0.09	0.13
4.2.2	Separuh Mahir <i>Semi-skilled</i>	1.38	1.35	1.39	1.50
4.2.3	Berkemahiran Rendah <i>Low-skilled</i>	0.28	0.26	0.26	0.25

('000)

Aktiviti Ekonomi <i>Economic Activity</i>		2022	2023	2024	2025 ^P
4.3	Produk kayu, perabot, keluaran kertas & percetakan <i>Wood products, furniture, paper products & printing</i>	3.23	3.42	3.38	3.68
4.3.1	Mahir <i>Skilled</i>	0.99	1.06	0.90	1.12
4.3.2	Separuh Mahir <i>Semi-skilled</i>	2.19	2.28	2.35	2.31
4.3.3	Berkemahiran Rendah <i>Low-skilled</i>	0.06	0.08	0.12	0.26
4.4	Produk petroleum, kimia, getah & plastik <i>Petroleum, chemical, rubber & plastic products</i>	9.70	10.65	11.26	12.45
4.4.1	Mahir <i>Skilled</i>	2.16	2.36	2.58	2.68
4.4.2	Separuh Mahir <i>Semi-skilled</i>	6.65	7.30	7.68	8.77
4.4.3	Berkemahiran Rendah <i>Low-skilled</i>	0.89	0.99	1.00	1.00
4.5	Produk mineral bukan logam, logam asas & produk logam yang direka <i>Non-metallic mineral products, basic metal & fabricated metal products</i>	4.51	5.07	5.51	6.08
4.5.1	Mahir <i>Skilled</i>	0.87	1.13	1.18	1.26
4.5.2	Separuh Mahir <i>Semi-skilled</i>	2.86	3.12	3.49	3.83
4.5.3	Berkemahiran Rendah <i>Low-skilled</i>	0.78	0.81	0.85	1.00
4.6	Produk elektrik, elektronik & optikal <i>Electrical, electronic & optical products</i>	13.19	14.22	15.51	16.16
4.6.1	Mahir <i>Skilled</i>	2.09	2.49	2.65	2.42
4.6.2	Separuh Mahir <i>Semi-skilled</i>	10.69	11.30	12.26	13.17
4.6.3	Berkemahiran Rendah <i>Low-skilled</i>	0.40	0.44	0.61	0.57
4.7	Peralatan pengangkutan, pembuatan lain & pembaikan <i>Transport equipment, other manufacturing & repair</i>	2.90	3.66	3.37	3.96
4.7.1	Mahir <i>Skilled</i>	0.74	0.89	0.86	1.16
4.7.2	Separuh Mahir <i>Semi-skilled</i>	2.04	2.62	2.32	2.65
4.7.3	Berkemahiran Rendah <i>Low-skilled</i>	0.12	0.15	0.19	0.15
5	Pembinaan <i>Construction</i>	13.37	14.68	14.55	13.26
5.1	Mahir <i>Skilled</i>	1.43	1.94	1.78	1.52
5.2	Separuh Mahir <i>Semi-skilled</i>	10.65	10.90	10.93	10.11
5.3	Berkemahiran Rendah <i>Low-skilled</i>	1.30	1.84	1.83	1.62

('000)

Aktiviti Ekonomi <i>Economic Activity</i>		2022	2023	2024	2025 ^P
6	Perkhidmatan <i>Services</i>	59.39	63.43	63.19	61.85
6.1	Mahir <i>Skilled</i>	24.54	23.65	22.25	20.47
6.2	Separuh Mahir <i>Semi-skilled</i>	28.54	33.29	33.54	33.77
6.3	Berkemahiran Rendah <i>Low-skilled</i>	6.31	6.49	7.40	7.61
6.1	Perdagangan borong & runcit <i>Wholesale & retail trade</i>	26.57	34.91	35.84	35.84
6.1.1	Mahir <i>Skilled</i>	5.39	6.93	6.66	6.89
6.1.2	Separuh Mahir <i>Semi-skilled</i>	18.05	25.01	25.78	25.57
6.1.3	Berkemahiran Rendah <i>Low-skilled</i>	3.12	2.98	3.40	3.37
6.2	Makanan & minuman & penginapan <i>Food & beverages & accommodation</i>	3.10	4.28	3.43	3.13
6.2.1	Mahir <i>Skilled</i>	0.93	1.72	1.41	1.20
6.2.2	Separuh Mahir <i>Semi-skilled</i>	1.83	2.01	1.68	1.48
6.2.3	Berkemahiran Rendah <i>Low-skilled</i>	0.35	0.55	0.34	0.45
6.3	Pengangkutan & penyimpanan <i>Transportation & storage</i>	6.95	5.45	5.77	5.43
6.3.1	Mahir <i>Skilled</i>	3.17	3.32	3.84	3.13
6.3.2	Separuh Mahir <i>Semi-skilled</i>	3.21	1.38	1.24	1.58
6.3.3	Berkemahiran Rendah <i>Low-skilled</i>	0.57	0.75	0.68	0.72
6.4	Maklumat & komunikasi <i>Information & communication</i>	4.64	2.32	2.32	2.25
6.4.1	Mahir <i>Skilled</i>	3.05	1.16	0.86	1.04
6.4.2	Separuh Mahir <i>Semi-skilled</i>	1.28	0.87	1.00	0.71
6.4.3	Berkemahiran Rendah <i>Low-skilled</i>	0.32	0.29	0.46	0.51
6.5	Kewangan, insurans, hartanah & perkhidmatan perniagaan <i>Finance, insurance, real estate & business services</i>	11.27	10.99	10.33	9.23
6.5.1	Mahir <i>Skilled</i>	8.93	8.42	7.27	5.37
6.5.2	Separuh Mahir <i>Semi-skilled</i>	1.33	1.64	1.77	2.38
6.5.3	Berkemahiran Rendah <i>Low-skilled</i>	1.00	0.94	1.29	1.48
6.6	Perkhidmatan lain <i>Other services</i>	6.85	5.48	5.51	5.98
6.6.1	Mahir <i>Skilled</i>	3.06	2.11	2.22	2.85
6.6.2	Separuh Mahir <i>Semi-skilled</i>	2.85	2.38	2.07	2.05
6.6.3	Berkemahiran Rendah <i>Low-skilled</i>	0.94	0.99	1.22	1.08

5.3b

Peratus Sumbangan Pewujudan Jawatan Tahunan mengikut Aktiviti Ekonomi dan Kemahiran, 2022 - 2025

Annual Percentage Share of Jobs Created by Economic Activity and Skill, 2022 - 2025

(%)

Aktiviti Ekonomi <i>Economic Activity</i>		2022	2023	2024	2025 ^P
1	Jumlah Total	100.0	100.0	100.0	100.0
1.1	Mahir <i>Skilled</i>	29.5	28.2	26.9	25.5
1.2	Separuh Mahir <i>Semi-skilled</i>	60.9	62.1	62.7	64.0
1.3	Berkemahiran Rendah <i>Low-skilled</i>	9.6	9.7	10.4	10.5
2	Pertanian <i>Agriculture</i>	100.0	100.0	100.0	100.0
2.1	Mahir <i>Skilled</i>	11.1	13.0	11.9	10.9
2.2	Separuh Mahir <i>Semi-skilled</i>	83.1	81.9	83.1	84.2
2.3	Berkemahiran Rendah <i>Low-skilled</i>	5.8	5.1	5.0	4.9
3	Perlombongan & Pengkuarian <i>Mining & Quarrying</i>	100.0	100.0	100.0	100.0
3.1	Mahir <i>Skilled</i>	14.0	19.7	24.4	23.1
3.2	Separuh Mahir <i>Semi-skilled</i>	75.8	70.1	63.3	67.0
3.3	Berkemahiran Rendah <i>Low-skilled</i>	10.2	10.2	12.3	9.9
4	Pembuatan <i>Manufacturing</i>	100.0	100.0	100.0	100.0
4.1	Mahir <i>Skilled</i>	20.7	21.9	21.5	21.4
4.2	Separuh Mahir <i>Semi-skilled</i>	70.7	69.6	70.0	70.3
4.3	Berkemahiran Rendah <i>Low-skilled</i>	8.6	8.5	8.5	8.3
4.1	Prosesan makanan, minuman & produk tembakau <i>Food processing, beverages & tobacco products</i>	100.0	100.0	100.0	100.0
4.1.1	Mahir <i>Skilled</i>	38.6	38.5	39.7	37.7
4.1.2	Separuh Mahir <i>Semi-skilled</i>	31.3	33.4	34.8	43.2
4.1.3	Berkemahiran Rendah <i>Low-skilled</i>	30.1	28.1	25.5	19.1
4.2	Produk tekstil, pakaian & kulit <i>Textiles, wearing apparel & leather products</i>	100.0	100.0	100.0	100.0
4.2.1	Mahir <i>Skilled</i>	3.8	4.9	5.4	7.0
4.2.2	Separuh Mahir <i>Semi-skilled</i>	79.8	79.6	79.8	79.8
4.2.3	Berkemahiran Rendah <i>Low-skilled</i>	16.4	15.5	14.8	13.2

Ringkasan Penemuan/Summary of Findings

Jadual/Tables

Nota Teknikal/Technical Notes

(%)

Aktiviti Ekonomi <i>Economic Activity</i>		2022	2023	2024	2025 ^P
4.3	Produk kayu, perabot, keluaran kertas & percetakan <i>Wood products, furniture, paper products & printing</i>	100.0	100.0	100.0	100.0
4.3.1	Mahir <i>Skilled</i>	30.5	30.9	26.7	30.3
4.3.2	Separuh Mahir <i>Semi-skilled</i>	67.6	66.8	69.6	62.7
4.3.3	Berkemahiran Rendah <i>Low-skilled</i>	1.9	2.3	3.7	7.0
4.4	Produk petroleum, kimia, getah & plastik <i>Petroleum, chemical, rubber & plastic products</i>	100.0	100.0	100.0	100.0
4.4.1	Mahir <i>Skilled</i>	22.3	22.1	22.9	21.6
4.4.2	Separuh Mahir <i>Semi-skilled</i>	68.5	68.6	68.2	70.4
4.4.3	Berkemahiran Rendah <i>Low-skilled</i>	9.2	9.3	8.9	8.0
4.5	Produk mineral bukan logam, logam asas & produk logam yang direka <i>Non-metallic mineral products, basic metal & fabricated metal products</i>	100.0	100.0	100.0	100.0
4.5.1	Mahir <i>Skilled</i>	19.2	22.4	21.4	20.7
4.5.2	Separuh Mahir <i>Semi-skilled</i>	63.4	61.6	63.3	62.9
4.5.3	Berkemahiran Rendah <i>Low-skilled</i>	17.4	16.0	15.3	16.4
4.6	Produk elektrik, elektronik & optikal <i>Electrical, electronic & optical products</i>	100.0	100.0	100.0	100.0
4.6.1	Mahir <i>Skilled</i>	15.9	17.5	17.1	15.0
4.6.2	Separuh Mahir <i>Semi-skilled</i>	81.1	79.4	79.0	81.5
4.6.3	Berkemahiran Rendah <i>Low-skilled</i>	3.0	3.1	3.9	3.5
4.7	Peralatan pengangkutan, pembuatan lain & pembaikan <i>Transport equipment, other manufacturing & repair</i>	100.0	100.0	100.0	100.0
4.7.1	Mahir <i>Skilled</i>	25.5	24.3	25.5	29.3
4.7.2	Separuh Mahir <i>Semi-skilled</i>	70.3	71.5	68.9	67.0
4.7.3	Berkemahiran Rendah <i>Low-skilled</i>	4.2	4.2	5.6	3.7
5	Pembinaan <i>Construction</i>	100.0	100.0	100.0	100.0
5.1	Mahir <i>Skilled</i>	10.7	13.2	12.3	11.5
5.2	Separuh Mahir <i>Semi-skilled</i>	79.6	74.3	75.1	76.3
5.3	Berkemahiran Rendah <i>Low-skilled</i>	9.7	12.5	12.6	12.2

(%)

Aktiviti Ekonomi <i>Economic Activity</i>		2022	2023	2024	2025 ^P
6	Perkhidmatan <i>Services</i>	100.0	100.0	100.0	100.0
6.1	Mahir <i>Skilled</i>	41.3	37.3	35.2	33.1
6.2	Separuh Mahir <i>Semi-skilled</i>	48.1	52.5	53.1	54.6
6.3	Berkemahiran Rendah <i>Low-skilled</i>	10.6	10.2	11.7	12.3
6.1	Perdagangan borong & runcit <i>Wholesale & retail trade</i>	100.0	100.0	100.0	100.0
6.1.1	Mahir <i>Skilled</i>	20.3	19.9	18.6	19.2
6.1.2	Separuh Mahir <i>Semi-skilled</i>	67.9	71.6	71.9	71.4
6.1.3	Berkemahiran Rendah <i>Low-skilled</i>	11.8	8.5	9.5	9.4
6.2	Makanan & minuman dan penginapan <i>Food & beverages and accommodation</i>	100.0	100.0	100.0	100.0
6.2.1	Mahir <i>Skilled</i>	29.9	40.2	41.1	38.4
6.2.2	Separuh Mahir <i>Semi-skilled</i>	58.9	47.0	49.0	47.1
6.2.3	Berkemahiran Rendah <i>Low-skilled</i>	11.2	12.8	9.9	14.5
6.3	Pengangkutan & penyimpanan <i>Transportation & storage</i>	100.0	100.0	100.0	100.0
6.3.1	Mahir <i>Skilled</i>	45.6	60.9	66.6	57.7
6.3.2	Separuh Mahir <i>Semi-skilled</i>	46.2	25.3	21.5	29.1
6.3.3	Berkemahiran Rendah <i>Low-skilled</i>	8.2	13.8	11.9	13.2
6.4	Maklumat & komunikasi <i>Information & communication</i>	100.0	100.0	100.0	100.0
6.4.1	Mahir <i>Skilled</i>	65.6	50.0	36.9	46.2
6.4.2	Separuh Mahir <i>Semi-skilled</i>	27.5	37.6	43.1	31.3
6.4.3	Berkemahiran Rendah <i>Low-skilled</i>	6.9	12.4	20.0	22.5
6.5	Kewangan, insurans, hartanah & perkhidmatan perniagaan <i>Finance, insurance, real estate & business services</i>	100.0	100.0	100.0	100.0
6.5.1	Mahir <i>Skilled</i>	79.3	76.6	70.4	58.2
6.5.2	Separuh Mahir <i>Semi-skilled</i>	11.8	14.9	17.1	25.8
6.5.3	Berkemahiran Rendah <i>Low-skilled</i>	8.9	8.5	12.5	16.0
6.6	Perkhidmatan lain <i>Other services</i>	100.0	100.0	100.0	100.0
6.6.1	Mahir <i>Skilled</i>	44.7	38.5	40.3	47.6
6.6.2	Separuh Mahir <i>Semi-skilled</i>	41.5	43.5	37.6	34.3
6.6.3	Berkemahiran Rendah <i>Low-skilled</i>	13.8	18.0	22.1	18.1

('000)

Aktiviti Ekonomi <i>Economic Activity</i>		Suku Tahunan/ <i>Quarterly</i>							
		2022				2023			
		I	II	III	IV	I	II	III	IV
1	Jumlah Total	25.84	29.40	30.53	30.89	31.71	31.70	31.99	31.06
1.1	Mahir <i>Skilled</i>	8.04	9.27	8.51	8.65	8.62	9.17	9.23	8.59
1.2	Separuh Mahir <i>Semi-skilled</i>	15.23	17.56	18.70	19.50	20.23	19.60	19.45	19.34
1.3	Berkemahiran Rendah <i>Low-skilled</i>	2.57	2.58	3.32	2.74	2.86	2.94	3.31	3.13
2	Pertanian <i>Agriculture</i>	1.51	1.41	1.39	1.67	1.67	1.65	1.43	1.42
2.1	Mahir <i>Skilled</i>	0.14	0.14	0.15	0.23	0.24	0.19	0.18	0.19
2.2	Separuh Mahir <i>Semi-skilled</i>	1.28	1.19	1.16	1.33	1.34	1.42	1.16	1.14
2.3	Berkemahiran Rendah <i>Low-skilled</i>	0.08	0.08	0.07	0.11	0.09	0.04	0.09	0.09
3	Perombongan & Pengkuarian <i>Mining & Quarrying</i>	0.10	0.10	0.11	0.13	0.13	0.12	0.20	0.22
3.1	Mahir <i>Skilled</i>	0.01	0.01	0.01	0.02	0.03	0.01	0.05	0.05
3.2	Separuh Mahir <i>Semi-skilled</i>	0.08	0.08	0.08	0.09	0.09	0.11	0.13	0.14
3.3	Berkemahiran Rendah <i>Low-skilled</i>	0.01	0.01	0.01	0.01	0.01	0.01	0.02	0.03
4	Pembuatan <i>Manufacturing</i>	8.60	9.00	9.80	10.10	10.54	10.05	10.38	10.55
4.1	Prosesan makanan, minuman & produk tembakau <i>Food processing, beverages & tobacco products</i>	0.49	0.52	0.58	0.65	0.72	0.67	0.76	0.67
4.1.1	Mahir <i>Skilled</i>	0.17	0.21	0.24	0.25	0.28	0.28	0.29	0.23
4.1.2	Separuh Mahir <i>Semi-skilled</i>	0.17	0.15	0.18	0.21	0.24	0.24	0.26	0.20
4.1.3	Berkemahiran Rendah <i>Low-skilled</i>	0.15	0.16	0.17	0.19	0.20	0.14	0.21	0.24

Suku Tahunan/Quarterly								Aktiviti Ekonomi Economic Activity		
2024				2025						
I	II	III	IV	I	II	III	IV ^P			
32.14	31.86	31.79	31.46	33.22	31.92	32.30	32.14	Jumlah Total	1	
8.85	8.50	8.39	8.43	8.93	7.93	8.17	8.06	Mahir Skilled	1.1	
19.90	20.02	20.13	19.70	20.78	20.62	20.77	20.72	Separuh Mahir Semi-skilled	1.2	
3.38	3.33	3.27	3.33	3.52	3.36	3.36	3.36	Berkemahiran Rendah Low-skilled	1.3	
1.48	1.28	1.24	1.21	1.31	1.33	1.24	1.39	Pertanian Agriculture	2	
0.20	0.13	0.13	0.16	0.14	0.14	0.13	0.17	Mahir Skilled	2.1	
1.20	1.09	1.05	1.00	1.09	1.12	1.06	1.16	Separuh Mahir Semi-skilled	2.2	
0.09	0.06	0.06	0.06	0.08	0.07	0.05	0.07	Berkemahiran Rendah Low-skilled	2.3	
0.21	0.22	0.21	0.22	0.24	0.22	0.20	0.19	Perlombongan & Pengkuarian Mining & Quarrying	3	
0.03	0.08	0.05	0.05	0.06	0.06	0.05	0.03	Mahir Skilled	3.1	
0.16	0.11	0.13	0.14	0.15	0.14	0.13	0.14	Separuh Mahir Semi-skilled	3.2	
0.02	0.04	0.03	0.02	0.03	0.02	0.01	0.02	Berkemahiran Rendah Low-skilled	3.3	
10.73	10.81	10.94	10.97	12.13	11.95	12.17	12.10	Pembuatan Manufacturing	4	
2.30	2.26	2.37	2.39	2.58	2.55	2.63	2.58	Mahir Skilled	4.1	
7.43	7.61	7.70	7.67	8.59	8.41	8.53	8.49	Separuh Mahir Semi-skilled	4.2	
1.00	0.94	0.87	0.91	0.97	0.99	1.02	1.04	Berkemahiran Rendah Low-skilled	4.3	
0.74	0.63	0.66	0.64	0.86	1.03	1.03	1.22	Prosesan makanan, minuman & produk tembakau Food processing, beverages & tobacco products	4.1	
0.27	0.23	0.29	0.27	0.35	0.42	0.38	0.41	Mahir Skilled	4.1.1	
0.25	0.23	0.23	0.23	0.33	0.41	0.46	0.58	Separuh Mahir Semi-skilled	4.1.2	
0.23	0.17	0.14	0.14	0.18	0.19	0.19	0.23	Berkemahiran Rendah Low-skilled	4.1.3	

Aktiviti Ekonomi Economic Activity		Suku Tahunan/Quarterly							
		2022				2023			
		I	II	III	IV	I	II	III	IV
4.2	Produk tekstil, pakaian & kulit <i>Textiles, wearing apparel & leather products</i>	0.43	0.42	0.43	0.44	0.44	0.41	0.41	0.43
4.2.1	Mahir <i>Skilled</i>	0.02	0.02	0.02	0.02	0.02	0.02	0.02	0.02
4.2.2	Separuh Mahir <i>Semi-skilled</i>	0.35	0.33	0.34	0.35	0.35	0.33	0.32	0.35
4.2.3	Berkemahiran Rendah <i>Low-skilled</i>	0.07	0.07	0.07	0.07	0.07	0.06	0.07	0.07
4.3	Produk kayu, perabot, keluaran kertas & percetakan <i>Wood products, furniture, paper products & printing</i>	0.73	0.77	0.84	0.89	0.92	0.85	0.90	0.75
4.3.1	Mahir <i>Skilled</i>	0.21	0.24	0.26	0.29	0.31	0.26	0.26	0.23
4.3.2	Separuh Mahir <i>Semi-skilled</i>	0.52	0.52	0.57	0.59	0.59	0.57	0.61	0.51
4.3.3	Berkemahiran Rendah <i>Low-skilled</i>	0.01	0.02	0.02	0.02	0.02	0.02	0.02	0.01
4.4	Produk petroleum, kimia, getah & plastik <i>Petroleum, chemical, rubber & plastic products</i>	2.30	2.33	2.48	2.60	2.76	2.50	2.67	2.72
4.4.1	Mahir <i>Skilled</i>	0.51	0.52	0.55	0.59	0.62	0.52	0.64	0.58
4.4.2	Separuh Mahir <i>Semi-skilled</i>	1.57	1.60	1.70	1.79	1.90	1.76	1.76	1.88
4.4.3	Berkemahiran Rendah <i>Low-skilled</i>	0.22	0.22	0.22	0.23	0.24	0.23	0.27	0.26
4.5	Produk mineral bukan logam, logam asas & produk logam yang direka <i>Non-metallic mineral products, basic metal & fabricated metal products</i>	1.04	1.06	1.18	1.22	1.27	1.14	1.29	1.36
4.5.1	Mahir <i>Skilled</i>	0.18	0.21	0.23	0.25	0.27	0.27	0.29	0.31
4.5.2	Separuh Mahir <i>Semi-skilled</i>	0.68	0.67	0.75	0.76	0.77	0.68	0.80	0.86
4.5.3	Berkemahiran Rendah <i>Low-skilled</i>	0.19	0.18	0.20	0.21	0.23	0.19	0.21	0.19

Suku Tahunan/Quarterly								Aktiviti Ekonomi Economic Activity	
2024				2025					
I	II	III	IV	I	II	III	IV ^P		
0.46	0.40	0.43	0.44	0.50	0.46	0.48	0.43	Produk tekstil, pakaian & kulit Textiles, wearing apparel & leather products	4.2
0.03	0.02	0.02	0.02	0.03	0.03	0.03	0.03	Mahir Skilled	4.2.1
0.37	0.31	0.34	0.36	0.40	0.37	0.39	0.34	Separuh Mahir Semi-skilled	4.2.2
0.06	0.07	0.07	0.06	0.06	0.06	0.06	0.06	Berkemahiran Rendah Low-skilled	4.2.3
0.74	0.75	0.87	1.01	0.90	0.94	0.89	0.94	Produk kayu, perabot, keluaran kertas & percetakan Wood products, furniture, paper products & printing	4.3
0.22	0.21	0.24	0.24	0.29	0.27	0.29	0.27	Mahir Skilled	4.3.1
0.52	0.52	0.60	0.72	0.55	0.61	0.53	0.63	Separuh Mahir Semi-skilled	4.3.2
0.01	0.02	0.04	0.06	0.06	0.07	0.08	0.05	Berkemahiran Rendah Low-skilled	4.3.3
2.74	2.74	2.90	2.87	3.15	2.98	3.09	3.24	Produk petroleum, kimia, getah & plastik Petroleum, chemical, rubber & plastic products	4.4
0.60	0.59	0.66	0.73	0.67	0.65	0.69	0.68	Mahir Skilled	4.4.1
1.86	1.91	2.00	1.91	2.24	2.09	2.15	2.28	Separuh Mahir Semi-skilled	4.4.2
0.28	0.25	0.24	0.23	0.24	0.24	0.25	0.28	Berkemahiran Rendah Low-skilled	4.4.3
1.42	1.50	1.33	1.27	1.56	1.48	1.56	1.49	Produk mineral bukan logam, logam asas & produk logam yang direka Non-metallic mineral products, basic metal & fabricated metal products	4.5
0.30	0.32	0.29	0.27	0.30	0.31	0.33	0.32	Mahir Skilled	4.5.1
0.90	0.95	0.84	0.79	1.00	0.93	0.97	0.93	Separuh Mahir Semi-skilled	4.5.2
0.22	0.22	0.20	0.21	0.25	0.24	0.27	0.24	Berkemahiran Rendah Low-skilled	4.5.3

Aktiviti Ekonomi Economic Activity		Suku Tahunan/Quarterly							
		2022				2023			
		I	II	III	IV	I	II	III	IV
4.6	Produk elektrik, elektronik & optikal <i>Electrical, electronic & optical products</i>	2.97	3.22	3.52	3.48	3.49	3.53	3.50	3.71
4.6.1	Mahir <i>Skilled</i>	0.47	0.51	0.56	0.56	0.58	0.61	0.63	0.67
4.6.2	Separuh Mahir <i>Semi-skilled</i>	2.41	2.61	2.86	2.82	2.80	2.83	2.76	2.91
4.6.3	Berkemahiran Rendah <i>Low-skilled</i>	0.09	0.10	0.11	0.10	0.11	0.10	0.12	0.12
4.7	Peralatan pengangkutan, pembuatan lain & pembaikan <i>Transport equipment, other manufacturing & repair</i>	0.64	0.68	0.77	0.81	0.94	0.95	0.85	0.91
4.7.1	Mahir <i>Skilled</i>	0.17	0.18	0.20	0.20	0.20	0.23	0.23	0.23
4.7.2	Separuh Mahir <i>Semi-skilled</i>	0.45	0.47	0.53	0.58	0.70	0.69	0.58	0.64
4.7.3	Berkemahiran Rendah <i>Low-skilled</i>	0.03	0.03	0.03	0.03	0.04	0.03	0.04	0.04
5	Pembinaan <i>Construction</i>	3.34	3.45	3.50	3.08	3.25	3.62	4.06	3.74
5.1	Mahir <i>Skilled</i>	0.34	0.35	0.38	0.36	0.41	0.51	0.53	0.49
5.2	Separuh Mahir <i>Semi-skilled</i>	2.66	2.73	2.81	2.46	2.50	2.70	2.96	2.75
5.3	Berkemahiran Rendah <i>Low-skilled</i>	0.35	0.37	0.31	0.27	0.34	0.42	0.57	0.50
6	Perkhidmatan <i>Services</i>	12.29	15.45	15.73	15.91	16.12	16.25	15.92	15.13
6.1	Mahir <i>Skilled</i>	5.83	6.90	5.91	5.89	5.66	6.28	6.12	5.60
6.2	Separuh Mahir <i>Semi-skilled</i>	5.08	7.21	7.72	8.53	8.94	8.28	8.12	7.95
6.3	Berkemahiran Rendah <i>Low-skilled</i>	1.38	1.34	2.10	1.49	1.52	1.70	1.69	1.59
6.1	Perdagangan borong & runcit <i>Wholesale & retail trade</i>	4.73	6.66	6.79	8.39	8.65	8.82	8.55	8.89
6.1.1	Mahir <i>Skilled</i>	1.13	1.79	1.16	1.32	1.37	1.83	1.73	2.00
6.1.2	Separuh Mahir <i>Semi-skilled</i>	2.99	4.31	4.55	6.21	6.55	6.18	6.08	6.21
6.1.3	Berkemahiran Rendah <i>Low-skilled</i>	0.61	0.56	1.09	0.87	0.74	0.82	0.74	0.68

5.4a

Pewujudan Jawatan Suku Tahunan mengikut Aktiviti Ekonomi dan Kemahiran, ST1 2022 - ST4 2025 (samb.)

Quarterly Jobs Created by Economic Activity and Skill, Q1 2022 - Q4 2025 (cont'd)

('000)

Suku Tahunan/Quarterly								Aktiviti Ekonomi Economic Activity	
2024				2025					
I	II	III	IV	I	II	III	IV ^P		
3.72	3.88	3.96	3.95	4.24	4.03	4.12	3.78	Produk elektrik, elektronik & optikal <i>Electrical, electronic & optical products</i>	4.6
0.67	0.68	0.67	0.63	0.68	0.58	0.65	0.52	Mahir <i>Skilled</i>	4.6.1
2.91	3.04	3.15	3.16	3.41	3.31	3.33	3.12	Sepuluh Mahir <i>Semi-skilled</i>	4.6.2
0.14	0.16	0.14	0.16	0.15	0.15	0.14	0.14	Berkemahiran Rendah <i>Low-skilled</i>	4.6.3
0.90	0.91	0.78	0.78	0.94	1.02	0.99	1.00	Peralatan pengangkutan, pembuatan lain & pembaikan <i>Transport equipment, other manufacturing & repair</i>	4.7
0.22	0.22	0.20	0.22	0.25	0.29	0.27	0.36	Mahir <i>Skilled</i>	4.7.1
0.63	0.64	0.54	0.51	0.65	0.69	0.69	0.62	Sepuluh Mahir <i>Semi-skilled</i>	4.7.2
0.05	0.05	0.04	0.05	0.04	0.04	0.04	0.03	Berkemahiran Rendah <i>Low-skilled</i>	4.7.3
3.81	3.70	3.67	3.37	3.58	3.50	3.11	3.07	Pembinaan Construction	5
0.50	0.44	0.44	0.41	0.46	0.42	0.34	0.31	Mahir <i>Skilled</i>	5.1
2.81	2.83	2.78	2.52	2.63	2.61	2.43	2.44	Sepuluh Mahir <i>Semi-skilled</i>	5.2
0.50	0.43	0.46	0.45	0.48	0.47	0.34	0.33	Berkemahiran Rendah <i>Low-skilled</i>	5.3
15.91	15.85	15.73	15.70	15.97	14.92	15.59	15.38	Perkhidmatan Services	6
5.82	5.60	5.41	5.43	5.69	4.78	5.03	4.98	Mahir <i>Skilled</i>	6.1
8.31	8.39	8.47	8.37	8.32	8.33	8.62	8.49	Sepuluh Mahir <i>Semi-skilled</i>	6.2
1.78	1.86	1.86	1.90	1.96	1.81	1.94	1.90	Berkemahiran Rendah <i>Low-skilled</i>	6.3
8.99	8.69	9.04	9.12	8.82	8.77	8.96	9.28	Perdagangan borong & runcit <i>Wholesale & retail trade</i>	6.1
1.86	1.50	1.57	1.73	1.58	1.41	1.91	1.99	Mahir <i>Skilled</i>	6.1.1
6.34	6.35	6.58	6.51	6.34	6.54	6.29	6.40	Sepuluh Mahir <i>Semi-skilled</i>	6.1.2
0.78	0.85	0.90	0.88	0.91	0.82	0.77	0.88	Berkemahiran Rendah <i>Low-skilled</i>	6.1.3

Aktiviti Ekonomi <i>Economic Activity</i>		Suku Tahunan/ <i>Quarterly</i>							
		2022				2023			
		I	II	III	IV	I	II	III	IV
6.2	Makanan & minuman dan penginapan <i>Food & beverages and accommodation</i>	0.71	0.52	0.88	1.00	0.95	1.19	1.10	1.04
6.21	Mahir <i>Skilled</i>	0.23	0.18	0.21	0.32	0.27	0.52	0.46	0.47
6.22	Separuh Mahir <i>Semi-skilled</i>	0.42	0.31	0.53	0.57	0.52	0.52	0.49	0.49
6.23	Berkemahiran Rendah <i>Low-skilled</i>	0.06	0.03	0.15	0.12	0.16	0.15	0.15	0.09
6.3	Pengangkutan & penyimpanan <i>Transportation & storage</i>	1.94	1.74	2.01	1.26	1.36	1.51	1.40	1.18
6.3.1	Mahir <i>Skilled</i>	0.88	0.53	0.88	0.89	0.76	0.92	0.85	0.79
6.3.2	Separuh Mahir <i>Semi-skilled</i>	0.86	1.05	1.04	0.27	0.47	0.36	0.32	0.23
6.3.3	Berkemahiran Rendah <i>Low-skilled</i>	0.21	0.17	0.09	0.11	0.12	0.23	0.23	0.17
6.4	Maklumat & komunikasi <i>Information & communication</i>	1.19	1.35	1.35	0.76	0.81	0.57	0.58	0.36
6.4.1	Mahir <i>Skilled</i>	0.92	0.91	0.84	0.38	0.44	0.28	0.28	0.16
6.4.2	Separuh Mahir <i>Semi-skilled</i>	0.20	0.35	0.42	0.31	0.31	0.23	0.22	0.12
6.4.3	Berkemahiran Rendah <i>Low-skilled</i>	0.08	0.09	0.09	0.06	0.07	0.06	0.08	0.07
6.5	Kewangan, insurans, hartanah & perkhidmatan perniagaan <i>Finance, insurance, real estate & business services</i>	2.43	3.27	2.85	2.72	2.85	2.84	2.79	2.52
6.5.1	Mahir <i>Skilled</i>	2.01	2.62	2.08	2.23	2.22	2.24	2.22	1.75
6.5.2	Separuh Mahir <i>Semi-skilled</i>	0.13	0.40	0.43	0.37	0.43	0.36	0.39	0.47
6.5.3	Berkemahiran Rendah <i>Low-skilled</i>	0.29	0.25	0.34	0.12	0.20	0.24	0.19	0.31
6.6	Perkhidmatan lain <i>Other services</i>	1.30	1.91	1.85	1.79	1.50	1.33	1.50	1.15
6.6.1	Mahir <i>Skilled</i>	0.68	0.87	0.75	0.76	0.61	0.49	0.58	0.44
6.6.2	Separuh Mahir <i>Semi-skilled</i>	0.48	0.80	0.75	0.82	0.67	0.64	0.63	0.44
6.6.3	Berkemahiran Rendah <i>Low-skilled</i>	0.14	0.24	0.35	0.21	0.23	0.19	0.29	0.27

Suku Tahunan/Quarterly								Aktiviti Ekonomi Economic Activity	
2024				2025					
I	II	III	IV	I	II	III	IV ^P		
1.07	0.78	0.83	0.75	0.68	0.61	0.95	0.89	Makanan & minuman dan penginapan <i>Food & beverages and accommodation</i>	6.2
0.49	0.32	0.33	0.27	0.36	0.20	0.35	0.28	Mahir <i>Skilled</i>	6.2.1
0.48	0.41	0.41	0.38	0.29	0.30	0.44	0.45	Separuh Mahir <i>Semi-skilled</i>	6.2.2
0.09	0.05	0.10	0.09	0.04	0.11	0.15	0.15	Berkemahiran Rendah <i>Low-skilled</i>	6.2.3
1.26	1.52	1.46	1.52	1.35	1.30	1.41	1.38	Pengangkutan & penyimpanan <i>Transportation & storage</i>	6.3
0.85	1.05	0.99	0.95	0.84	0.84	0.67	0.79	Mahir <i>Skilled</i>	6.3.1
0.25	0.29	0.31	0.40	0.30	0.30	0.55	0.43	Separuh Mahir <i>Semi-skilled</i>	6.3.2
0.16	0.18	0.16	0.18	0.21	0.16	0.19	0.16	Berkemahiran Rendah <i>Low-skilled</i>	6.3.3
0.52	0.60	0.57	0.63	0.76	0.57	0.46	0.47	Maklumat & komunikasi <i>Information & communication</i>	6.4
0.18	0.20	0.19	0.29	0.33	0.22	0.23	0.26	Mahir <i>Skilled</i>	6.4.1
0.25	0.27	0.24	0.24	0.28	0.19	0.13	0.10	Separuh Mahir <i>Semi-skilled</i>	6.4.2
0.10	0.12	0.14	0.10	0.14	0.16	0.10	0.11	Berkemahiran Rendah <i>Low-skilled</i>	6.4.3
2.73	2.86	2.46	2.28	2.77	2.09	2.40	1.97	Kewangan, insurans, hartanah & perkhidmatan perniagaan <i>Finance, insurance, real estate & business services</i>	6.5
1.90	1.93	1.82	1.63	1.86	1.27	1.26	0.99	Mahir <i>Skilled</i>	6.5.1
0.49	0.56	0.30	0.42	0.59	0.50	0.72	0.56	Separuh Mahir <i>Semi-skilled</i>	6.5.2
0.35	0.38	0.33	0.23	0.32	0.32	0.43	0.41	Berkemahiran Rendah <i>Low-skilled</i>	6.5.3
1.34	1.41	1.37	1.39	1.59	1.58	1.41	1.40	Perkhidmatan lain <i>Other services</i>	6.6
0.54	0.61	0.50	0.56	0.73	0.83	0.62	0.67	Mahir <i>Skilled</i>	6.6.1
0.50	0.52	0.64	0.41	0.52	0.50	0.49	0.54	Separuh Mahir <i>Semi-skilled</i>	6.6.2
0.30	0.28	0.23	0.41	0.34	0.25	0.30	0.20	Berkemahiran Rendah <i>Low-skilled</i>	6.6.3

(%)

Aktiviti Ekonomi Economic Activity		Suku Tahunan/Quarterly							
		2022				2023			
		I	II	III	IV	I	II	III	IV
1	Jumlah Total	100.0	100.0	100.0	100.0	100.0	100.0	100.0	100.0
1.1	Mahir Skilled	31.1	31.5	27.9	28.0	27.2	28.9	28.9	27.7
1.2	Separuh Mahir Semi-skilled	58.9	59.7	61.2	63.1	63.8	61.8	60.8	62.3
1.3	Berkemahiran Rendah Low-skilled	10.0	8.8	10.9	8.9	9.0	9.3	10.3	10.0
2	Pertanian Agriculture	100.0	100.0	100.0	100.0	100.0	100.0	100.0	100.0
2.1	Mahir Skilled	9.5	9.9	10.9	13.8	14.4	11.6	12.4	13.6
2.2	Separuh Mahir Semi-skilled	84.9	84.3	83.8	79.8	80.3	85.9	81.0	79.8
2.3	Berkemahiran Rendah Low-skilled	5.6	5.8	5.3	6.4	5.3	2.5	6.6	6.6
3	Perombongan & Pengkuarian Mining & Quarrying	100.0	100.0	100.0	100.0	100.0	100.0	100.0	100.0
3.1	Mahir Skilled	13.1	10.8	13.1	18.4	22.7	5.7	22.6	23.1
3.2	Separuh Mahir Semi-skilled	77.8	77.5	77.6	71.2	68.9	88.6	65.3	64.7
3.3	Berkemahiran Rendah Low-skilled	9.1	11.7	9.3	10.4	8.4	5.7	12.1	12.2
4	Pembuatan Manufacturing	100.0	100.0	100.0	100.0	100.0	100.0	100.0	100.0
4.1	Prosesan makanan, minuman & produk tembakau Food processing, beverages & tobacco products	100.0	100.0	100.0	100.0	100.0	100.0	100.0	100.0
4.1.1	Mahir Skilled	34.3	40.5	40.4	38.6	39.1	42.7	38.5	33.7
4.1.2	Separuh Mahir Semi-skilled	34.2	29.5	30.2	31.7	32.7	36.1	34.3	30.3
4.1.3	Berkemahiran Rendah Low-skilled	31.5	30.0	29.4	29.7	28.2	21.2	27.2	36.0

Suku Tahunan/Quarterly								Aktiviti Ekonomi Economic Activity	
2024				2025					
I	II	III	IV	I	II	III	IV ^P		
100.0	100.0	100.0	100.0	100.0	100.0	100.0	100.0	Jumlah Total	1
27.6	26.7	26.4	26.8	26.9	24.9	25.3	25.1	Mahir Skilled	1.1
61.9	62.9	63.3	62.6	62.5	64.6	64.3	64.5	Separuh Mahir Semi-skilled	1.2
10.5	10.4	10.3	10.6	10.6	10.5	10.4	10.4	Berkemahiran Rendah Low-skilled	1.3
100.0	100.0	100.0	100.0	100.0	100.0	100.0	100.0	Pertanian Agriculture	2
13.5	10.4	10.5	12.9	11.0	10.4	10.3	12.0	Mahir Skilled	2.1
80.8	84.6	84.8	82.5	83.3	84.6	85.7	83.3	Separuh Mahir Semi-skilled	2.2
5.7	5.0	4.7	4.6	5.7	5.0	4.0	4.7	Berkemahiran Rendah Low-skilled	2.3
100.0	100.0	100.0	100.0	100.0	100.0	100.0	100.0	Perlombongan & Pengkuarian Mining & Quarrying	3
14.2	34.7	23.5	24.7	25.7	25.5	24.1	15.8	Mahir Skilled	3.1
76.8	47.7	63.6	65.6	62.9	64.6	68.7	73.2	Separuh Mahir Semi-skilled	3.2
9.0	17.6	12.9	9.7	11.4	9.9	7.2	11.0	Berkemahiran Rendah Low-skilled	3.3
100.0	100.0	100.0	100.0	100.0	100.0	100.0	100.0	Pembuatan Manufacturing	4
21.5	20.9	21.7	21.8	21.2	21.3	21.6	21.3	Mahir Skilled	4.1
69.3	70.4	70.4	70.0	70.8	70.4	70.1	70.1	Separuh Mahir Semi-skilled	4.2
9.2	8.7	7.9	8.2	8.0	8.3	8.3	8.6	Berkemahiran Rendah Low-skilled	4.3
100.0	100.0	100.0	100.0	100.0	100.0	100.0	100.0	Prosesan makanan, minuman & produk tembakau Food processing, beverages & tobacco products	4.1
36.2	36.0	44.1	42.7	41.2	40.8	36.6	33.7	Mahir Skilled	4.1.1
33.0	37.0	34.3	35.2	38.1	40.4	45.0	47.5	Separuh Mahir Semi-skilled	4.1.2
30.8	27.0	21.6	22.1	20.7	18.8	18.4	18.8	Berkemahiran Rendah Low-skilled	4.1.3

Aktiviti Ekonomi Economic Activity		Suku Tahunan/Quarterly							
		2022				2023			
		I	II	III	IV	I	II	III	IV
4.2	Produk tekstil, pakaian & kulit <i>Textiles, wearing apparel & leather products</i>	100.0	100.0	100.0	100.0	100.0	100.0	100.0	100.0
4.2.1	Mahir <i>Skilled</i>	3.5	3.8	4.1	3.9	5.0	4.6	5.7	4.4
4.2.2	Separuh Mahir <i>Semi-skilled</i>	80.1	79.7	79.2	80.0	79.8	80.0	78.0	80.6
4.2.3	Berkemahiran Rendah <i>Low-skilled</i>	16.4	16.5	16.7	16.1	15.2	15.4	16.3	15.0
4.3	Produk kayu, perabot, keluaran kertas & percetakan <i>Wood products, furniture, paper products & printing</i>	100.0	100.0	100.0	100.0	100.0	100.0	100.0	100.0
4.3.1	Mahir <i>Skilled</i>	28.2	30.6	30.6	32.3	33.3	30.4	29.0	30.7
4.3.2	Separuh Mahir <i>Semi-skilled</i>	70.3	67.4	67.5	65.7	64.1	66.9	68.3	68.0
4.3.3	Berkemahiran Rendah <i>Low-skilled</i>	1.5	2.0	1.9	2.0	2.6	2.7	2.7	1.3
4.4	Produk petroleum, kimia, getah & plastik <i>Petroleum, chemical, rubber & plastic products</i>	100.0	100.0	100.0	100.0	100.0	100.0	100.0	100.0
4.4.1	Mahir <i>Skilled</i>	22.2	22.1	22.4	22.5	22.4	20.8	24.0	21.3
4.4.2	Separuh Mahir <i>Semi-skilled</i>	68.4	68.5	68.6	68.7	69.0	70.2	65.8	69.3
4.4.3	Berkemahiran Rendah <i>Low-skilled</i>	9.4	9.4	9.0	8.8	8.6	9.0	10.2	9.4
4.5	Produk mineral bukan logam, logam asas & produk logam yang direka <i>Non-metallic mineral products, basic metal & fabricated metal products</i>	100.0	100.0	100.0	100.0	100.0	100.0	100.0	100.0
4.5.1	Mahir <i>Skilled</i>	17.1	19.4	19.6	20.4	21.4	23.3	22.3	22.6
4.5.2	Separuh Mahir <i>Semi-skilled</i>	65.1	63.2	63.2	62.3	60.9	59.7	61.9	63.6
4.5.3	Berkemahiran Rendah <i>Low-skilled</i>	17.8	17.4	17.2	17.3	17.7	17.0	15.8	13.8

5.4b

Peratus Sumbangan Pewujudan Jawatan Suku Tahunan mengikut Aktiviti Ekonomi dan Kemahiran, ST1 2022 - ST4 2025 (samb.)

Quarterly Percentage Share of Jobs Created by Economic Activity and Skill, Q1 2022 - Q4 2025 (cont'd)

(%)

Suku Tahunan/Quarterly								Aktiviti Ekonomi Economic Activity	
2024				2025					
I	II	III	IV	I	II	III	IV ^P		
100.0	100.0	100.0	100.0	100.0	100.0	100.0	100.0	Produk tekstil, pakaian & kulit <i>Textiles, wearing apparel & leather products</i>	4.2
5.6	5.0	5.6	5.2	6.8	7.0	7.0	7.2	Mahir <i>Skilled</i>	4.2.1
80.8	78.1	79.2	81.0	80.8	79.6	80.6	78.1	Separuh Mahir <i>Semi-skilled</i>	4.2.2
13.6	16.9	15.2	13.8	12.4	13.4	12.4	14.7	Berkemahiran Rendah <i>Low-skilled</i>	4.2.3
100.0	100.0	100.0	100.0	100.0	100.0	100.0	100.0	Produk kayu, perabot, keluaran kertas & percetakan <i>Wood products, furniture, paper products & printing</i>	4.3
29.4	27.6	27.2	23.6	32.5	28.3	32.3	28.3	Mahir <i>Skilled</i>	4.3.1
69.5	69.5	68.6	70.8	60.8	64.2	59.3	66.3	Separuh Mahir <i>Semi-skilled</i>	4.3.2
1.1	2.9	4.2	5.6	6.7	7.5	8.4	5.4	Berkemahiran Rendah <i>Low-skilled</i>	4.3.3
100.0	100.0	100.0	100.0	100.0	100.0	100.0	100.0	Produk petroleum, kimia, getah & plastik <i>Petroleum, chemical, rubber & plastic products</i>	4.4
21.9	21.4	22.8	25.5	21.3	21.7	22.2	20.9	Mahir <i>Skilled</i>	4.4.1
67.8	69.6	68.9	66.6	71.2	70.2	69.8	70.6	Separuh Mahir <i>Semi-skilled</i>	4.4.2
10.3	9.0	8.3	7.9	7.5	8.1	8.0	8.5	Berkemahiran Rendah <i>Low-skilled</i>	4.4.3
100.0	100.0	100.0	100.0	100.0	100.0	100.0	100.0	Produk mineral bukan logam, logam asas & produk logam yang direka <i>Non-metallic mineral products, basic metal & fabricated metal products</i>	4.5
20.9	21.6	21.6	21.4	19.4	20.9	21.0	21.5	Mahir <i>Skilled</i>	4.5.1
63.5	63.7	63.3	62.5	64.4	62.9	61.9	62.4	Separuh Mahir <i>Semi-skilled</i>	4.5.2
15.6	14.7	15.1	16.1	16.2	16.2	17.1	16.1	Berkemahiran Rendah <i>Low-skilled</i>	4.5.3

Aktiviti Ekonomi Economic Activity		Suku Tahunan/Quarterly							
		2022				2023			
		I	II	III	IV	I	II	III	IV
4.6	Produk elektrik, elektronik & optikal <i>Electrical, electronic & optical products</i>	100.0	100.0	100.0	100.0	100.0	100.0	100.0	100.0
4.6.1	Mahir <i>Skilled</i>	15.8	15.8	15.8	16.1	16.6	17.2	17.9	18.2
4.6.2	Separuh Mahir <i>Semi-skilled</i>	81.2	81.1	81.2	80.9	80.3	80.0	78.8	78.6
4.6.3	Berkemahiran Rendah <i>Low-skilled</i>	3.0	3.1	3.0	3.0	3.1	2.8	3.3	3.2
4.7	Peralatan pengangkutan, pembuatan lain & pembaikan <i>Transport equipment, other manufacturing & repair</i>	100.0	100.0	100.0	100.0	100.0	100.0	100.0	100.0
4.7.1	Mahir <i>Skilled</i>	26.1	26.0	25.9	24.3	20.8	24.0	27.3	25.6
4.7.2	Separuh Mahir <i>Semi-skilled</i>	69.7	70.0	69.7	71.6	74.6	72.7	67.8	70.5
4.7.3	Berkemahiran Rendah <i>Low-skilled</i>	4.2	4.0	4.4	4.1	4.6	3.3	4.9	3.9
5	Pembinaan <i>Construction</i>	100.0	100.0	100.0	100.0	100.0	100.0	100.0	100.0
5.1	Mahir <i>Skilled</i>	10.1	10.2	10.9	11.6	12.7	14.0	13.1	13.1
5.2	Separuh Mahir <i>Semi-skilled</i>	79.5	79.1	80.3	79.7	76.9	74.4	72.8	73.5
5.3	Berkemahiran Rendah <i>Low-skilled</i>	10.4	10.7	8.8	8.7	10.4	11.6	14.1	13.4
6	Perkhidmatan <i>Services</i>	100.0	100.0	100.0	100.0	100.0	100.0	100.0	100.0
6.1	Mahir <i>Skilled</i>	47.4	44.7	37.6	37.0	35.1	38.7	38.4	37.0
6.2	Separuh Mahir <i>Semi-skilled</i>	41.4	46.7	49.0	53.6	55.5	50.9	51.0	52.5
6.3	Berkemahiran Rendah <i>Low-skilled</i>	11.2	8.6	13.4	9.4	9.4	10.4	10.6	10.5
6.1	Perdagangan borong & runcit <i>Wholesale & retail trade</i>	100.0	100.0	100.0	100.0	100.0	100.0	100.0	100.0
6.1.1	Mahir <i>Skilled</i>	23.9	26.9	17.0	15.7	15.8	20.8	20.3	22.5
6.1.2	Separuh Mahir <i>Semi-skilled</i>	63.1	64.7	67.0	74.0	75.7	70.0	71.1	69.9
6.1.3	Berkemahiran Rendah <i>Low-skilled</i>	13.0	8.4	16.0	10.3	8.5	9.2	8.6	7.6

5.4b

Peratus Sumbangan Pewujudan Jawatan Suku Tahunan mengikut Aktiviti Ekonomi dan Kemahiran, ST1 2022 - ST4 2025 (samb.)

Quarterly Percentage Share of Jobs Created by Economic Activity and Skill, Q1 2022 - Q4 2025 (cont'd)

(%)

Suku Tahunan/Quarterly								Aktiviti Ekonomi Economic Activity	
2024				2025					
I	II	III	IV	I	II	III	IV ^P		
100.0	100.0	100.0	100.0	100.0	100.0	100.0	100.0	Produk elektrik, elektronik & optikal <i>Electrical, electronic & optical products</i>	4.6
18.0	17.5	16.9	15.9	15.9	14.4	15.8	13.7	Mahir <i>Skilled</i>	4.6.1
78.2	78.3	79.6	79.9	80.6	82.0	80.9	82.5	Separuh Mahir <i>Semi-skilled</i>	4.6.2
3.8	4.2	3.5	4.2	3.5	3.6	3.3	3.8	Berkemahiran Rendah <i>Low-skilled</i>	4.6.3
100.0	100.0	100.0	100.0	100.0	100.0	100.0	100.0	Peralatan pengangkutan, pembuatan lain & pembaikan <i>Transport equipment, other manufacturing & repair</i>	4.7
24.7	24.0	25.3	28.3	26.3	28.6	26.8	35.4	Mahir <i>Skilled</i>	4.7.1
69.8	70.5	69.5	65.1	69.7	67.7	69.3	61.3	Separuh Mahir <i>Semi-skilled</i>	4.7.2
5.5	5.5	5.2	6.6	4.0	3.7	3.9	3.3	Berkemahiran Rendah <i>Low-skilled</i>	4.7.3
100.0	100.0	100.0	100.0	100.0	100.0	100.0	100.0	Pembinaan Construction	5
13.2	11.8	11.9	12.2	12.9	11.9	10.8	9.9	Mahir <i>Skilled</i>	5.1
73.6	76.7	75.7	74.6	73.6	74.6	78.2	79.4	Separuh Mahir <i>Semi-skilled</i>	5.2
13.2	11.5	12.4	13.2	13.5	13.5	11.0	10.7	Berkemahiran Rendah <i>Low-skilled</i>	5.3
100.0	100.0	100.0	100.0	100.0	100.0	100.0	100.0	Perkhidmatan Services	6
36.6	35.3	34.4	34.6	35.6	32.1	32.3	32.4	Mahir <i>Skilled</i>	6.1
52.2	52.9	53.8	53.3	52.1	55.8	55.3	55.2	Separuh Mahir <i>Semi-skilled</i>	6.2
11.2	11.8	11.8	12.1	12.3	12.1	12.4	12.4	Berkemahiran Rendah <i>Low-skilled</i>	6.3
100.0	100.0	100.0	100.0	100.0	100.0	100.0	100.0	Perdagangan borong & runcit <i>Wholesale & retail trade</i>	6.1
20.7	17.3	17.4	19.0	17.9	16.1	21.2	21.5	Mahir <i>Skilled</i>	6.1.1
70.6	73.0	72.7	71.4	71.8	74.6	70.2	69.0	Separuh Mahir <i>Semi-skilled</i>	6.1.2
8.7	9.7	9.9	9.6	10.3	9.3	8.6	9.5	Berkemahiran Rendah <i>Low-skilled</i>	6.1.3

Aktiviti Ekonomi Economic Activity		Suku Tahunan/Quarterly							
		2022				2023			
		I	II	III	IV	I	II	III	IV
6.2	Makanan & minuman dan penginapan <i>Food & beverages and accommodation</i>	100.0	100.0	100.0	100.0	100.0	100.0	100.0	100.0
6.2.1	Mahir <i>Skilled</i>	31.8	34.2	23.6	31.9	28.5	43.7	41.7	45.0
6.2.2	Separuh Mahir <i>Semi-skilled</i>	60.1	59.8	59.9	56.6	55.0	43.4	44.4	46.8
6.2.3	Berkemahiran Rendah <i>Low-skilled</i>	8.1	6.0	16.5	11.5	16.5	12.9	13.9	8.2
6.3	Pengangkutan & penyimpanan <i>Transportation & storage</i>	100.0	100.0	100.0	100.0	100.0	100.0	100.0	100.0
6.3.1	Mahir <i>Skilled</i>	45.2	30.3	43.8	70.4	56.1	60.8	60.7	66.6
6.3.2	Separuh Mahir <i>Semi-skilled</i>	44.2	60.1	51.7	21.2	34.9	23.9	22.7	19.3
6.3.3	Berkemahiran Rendah <i>Low-skilled</i>	10.6	9.6	4.5	8.4	9.0	15.3	16.6	14.1
6.4	Maklumat & komunikasi <i>Information & communication</i>	100.0	100.0	100.0	100.0	100.0	100.0	100.0	100.0
6.4.1	Mahir <i>Skilled</i>	76.9	67.7	62.3	50.3	53.6	49.1	48.7	45.4
6.4.2	Separuh Mahir <i>Semi-skilled</i>	16.8	25.7	30.9	41.2	37.9	40.0	36.9	34.3
6.4.3	Berkemahiran Rendah <i>Low-skilled</i>	6.3	6.6	6.8	8.5	8.5	10.9	14.4	20.3
6.5	Kewangan, insurans, hartanah & perkhidmatan perniagaan <i>Finance, insurance, real estate & business services</i>	100.0	100.0	100.0	100.0	100.0	100.0	100.0	100.0
6.5.1	Mahir <i>Skilled</i>	82.6	80.1	73.0	82.0	77.9	78.8	79.4	69.4
6.5.2	Separuh Mahir <i>Semi-skilled</i>	5.5	12.3	15.1	13.5	15.0	12.6	13.9	18.5
6.5.3	Berkemahiran Rendah <i>Low-skilled</i>	11.9	7.6	11.9	4.5	7.1	8.6	6.7	12.1
6.6	Perkhidmatan lain <i>Other services</i>	100.0	100.0	100.0	100.0	100.0	100.0	100.0	100.0
6.6.1	Mahir <i>Skilled</i>	52.2	45.7	40.5	42.5	40.3	37.2	38.4	37.9
6.6.2	Separuh Mahir <i>Semi-skilled</i>	37.4	41.6	40.6	45.6	44.3	48.4	42.3	38.3
6.6.3	Berkemahiran Rendah <i>Low-skilled</i>	10.4	12.7	18.9	11.9	15.4	14.4	19.3	23.8

Suku Tahunan/Quarterly								Aktiviti Ekonomi Economic Activity	
2024				2025					
I	II	III	IV	I	II	III	IV ^P		
100.0	100.0	100.0	100.0	100.0	100.0	100.0	100.0	Makanan & minuman dan penginapan <i>Food & beverages and accommodation</i>	6.2
46.3	40.7	39.2	36.4	52.6	33.2	37.4	32.0	Mahir <i>Skilled</i>	6.2.1
45.1	52.5	48.7	51.2	41.8	48.5	46.8	50.7	Separuh Mahir <i>Semi-skilled</i>	6.2.2
8.6	6.8	12.1	12.4	5.6	18.3	15.8	17.3	Berkemahiran Rendah <i>Low-skilled</i>	6.2.3
100.0	100.0	100.0	100.0	100.0	100.0	100.0	100.0	Pengangkutan & penyimpanan <i>Transportation & storage</i>	6.3
67.3	69.2	67.9	62.1	62.1	64.5	47.3	57.4	Mahir <i>Skilled</i>	6.3.1
20.0	18.9	20.9	26.1	22.4	23.0	39.2	31.3	Separuh Mahir <i>Semi-skilled</i>	6.3.2
12.7	11.9	11.2	11.8	15.5	12.5	13.5	11.3	Berkemahiran Rendah <i>Low-skilled</i>	6.3.3
100.0	100.0	100.0	100.0	100.0	100.0	100.0	100.0	Maklumat & komunikasi <i>Information & communication</i>	6.4
33.4	34.1	33.9	45.1	43.9	38.5	50.1	55.1	Mahir <i>Skilled</i>	6.4.1
48.3	45.2	41.4	38.5	37.2	33.8	27.8	22.4	Separuh Mahir <i>Semi-skilled</i>	6.4.2
18.3	20.7	24.7	16.4	18.9	27.7	22.1	22.5	Berkemahiran Rendah <i>Low-skilled</i>	6.4.3
100.0	100.0	100.0	100.0	100.0	100.0	100.0	100.0	Kewangan, insurans, hartanah & perkhidmatan perniagaan <i>Finance, insurance, real estate & business services</i>	6.5
69.4	67.3	74.3	71.3	66.9	61.0	52.2	50.3	Mahir <i>Skilled</i>	6.5.1
17.8	19.5	12.4	18.5	21.4	23.9	30.0	28.7	Separuh Mahir <i>Semi-skilled</i>	6.5.2
12.8	13.2	13.3	10.2	11.7	15.1	17.8	21.0	Berkemahiran Rendah <i>Low-skilled</i>	6.5.3
100.0	100.0	100.0	100.0	100.0	100.0	100.0	100.0	Perkhidmatan lain <i>Other services</i>	6.6
40.7	42.9	36.8	40.7	45.8	52.8	43.9	47.4	Mahir <i>Skilled</i>	6.6.1
37.1	37.0	46.7	29.7	32.7	31.7	34.7	38.6	Separuh Mahir <i>Semi-skilled</i>	6.6.2
22.2	20.1	16.5	29.6	21.5	15.5	21.4	14.0	Berkemahiran Rendah <i>Low-skilled</i>	6.6.3

NOTA TEKNIKAL

TECHNICAL NOTES



1. PENGENALAN

Survei Guna Tenaga Suku Tahunan dilaksanakan bagi mengumpul maklumat permintaan buruh untuk kesemua sektor ekonomi di Malaysia. Statistik yang diperoleh melalui survei ini adalah bilangan jawatan, jawatan diisi, kekosongan dan pewujudan jawatan mengikut aktiviti ekonomi dan kategori kemahiran. Statistik ini merupakan salah satu input dalam perancangan dan penggubalan dasar pembangunan modal insan negara.

2. KUASA PERUNDANGAN

Survei ini dilaksanakan di bawah peruntukan Akta Perangkaan 1965 (Disemak - 1989). Seksyen 5 Akta ini mengkehendaki mana-mana pertubuhan yang beroperasi di Malaysia untuk memberikan maklumat sebenar atau anggaran terbaik kepada Jabatan Perangkaan Malaysia (DOSM). Mengikut Akta ini, kandungan soal selidik adalah sulit dan hanya angka agregat diterbitkan. Sementara itu, Seksyen 7 di bawah Akta yang sama memperuntukkan denda kepada responden yang gagal memberi kerjasama kepada survei yang dijalankan.

3. SKOP DAN LIPUTAN

Survei Guna Tenaga Suku Tahunan dilaksanakan melalui pendekatan pertubuhan dengan meliputi pertubuhan dalam kategori besar, sederhana, kecil dan mikro. Liputan industri adalah mengikut Piawaian Klasifikasi Industri Malaysia (MSIC) 2008 Versi 1.0 yang disesuaikan berasaskan kepada *International Standard Industrial Classification (ISIC) Revision 4* yang diterbitkan oleh *United Nations*. Industri terbahagi kepada lima (5) sektor utama iaitu Pertanian, Perlombongan & Pengkuarian, Pembuatan, Pembinaan dan Perkhidmatan dengan pecahan seperti berikut:

SEKTOR	SEKSYEN	KETERANGAN
Pertanian	A	Pertanian, perhutanan dan perikanan
Perlombongan & Pengkuarian	B	Perlombongan dan pengkuarian
Pembuatan	C	Pembuatan
Pembinaan	F	Pembinaan
Perkhidmatan	D	Bekalan elektrik, gas, wap & pendingin udara
	E	Bekalan air; pembentungan, pengurusan sisa & aktiviti pemulihan
	G	Perdagangan borong & runcit, pembaikan kenderaan bermotor dan motosikal
	H	Pengangkutan & penyimpanan
	I	Penginapan dan aktiviti perkhidmatan makanan & minuman
	J	Maklumat & komunikasi
	K	Aktiviti kewangan dan insurans/takaful

SEKTOR	SEKSYEN	KETERANGAN
Perkhidmatan (samb.)	L	Aktiviti hartanah
	M	Aktiviti profesional, saintifik & teknikal
	N	Aktiviti pentadbiran & khidmat sokongan
	O	Pentadbiran awam dan pertahanan; aktiviti keselamatan sosial wajib
	P	Pendidikan
	Q	Aktiviti kesihatan kemanusiaan & kerja sosial
	R	Kesenian, hiburan & rekreasi
	S	Aktiviti perkhidmatan lain
	T	Aktiviti isi rumah sebagai majikan; Aktiviti mengeluarkan barangan dan perkhidmatan yang tidak dapat dibezakan oleh isi rumah untuk kegunaan sendiri
	U	Aktiviti badan & pertubuhan luar wilayah

Survei ini meliputi semua aktiviti ekonomi kecuali Aktiviti isi rumah sebagai majikan; aktiviti mengeluarkan barangan dan perkhidmatan yang tidak dapat dibezakan oleh isi rumah untuk kegunaan sendiri; dan Aktiviti badan dan pertubuhan luar wilayah. Maklumat tambahan permintaan buruh bagi aktiviti kewangan dan insurans/takaful turut dikumpul melalui Laporan Bulanan Statistik Pasaran Buruh (RLMS) yang dilaksanakan oleh Bank Negara Malaysia (BNM).

4. TEMPOH RUJUKAN

Survei ini dilaksanakan setiap suku tahun dengan merujuk kepada maklumat suku tahun terdahulu. Penerbitan ini melaporkan statistik tahunan (2022 - 2025) dan suku tahunan (ST1 2022 - ST4 2025).

5. KAEDAH PENGUMPULAN MAKLUMAT

Operasi pengumpulan maklumat adalah secara dalam talian iaitu menggunakan mod e-survei. Responden yang tidak menjawab e-survei juga mempunyai pilihan penghantaran soal selidik melalui mod e-mel, pos atau faks. Operasi kerja luar dan temu ramah melalui panggilan telefon akan dilaksanakan oleh penemu ramah di DOSM Negeri sekiranya belum menerima sebarang respons.

6. UNIT MELAPOR

Unit melapor bagi survei ini ialah pertubuhan. Sesebuah pertubuhan ditakrifkan sebagai "satu unit ekonomi yang bergiat di bawah satu hak milik atau penguasaan tunggal, iaitu di bawah satu entiti yang sah. Ia menjalankan satu jenis aktiviti ekonomi utama di satu tempat/lokasi fizikal". Setiap pertubuhan diberikan klasifikasi industri berdasarkan aktiviti utamanya. Bagi pertubuhan yang menjalankan pelbagai aktiviti, unit yang bergiat dalam aktiviti yang berasingan dalam satu lokasi yang sama adalah terdiri daripada entiti pertubuhan yang berbeza. Oleh itu, setiap cawangan daripada organisasi yang mempunyai pelbagai cawangan di

lokasi yang berbeza dari segi konsep dianggap sebagai pertubuhan yang berlainan. Pertubuhan berkenaan diminta memberikan penyata yang berasingan bagi setiap kegiatannya dari segi nilai. Walau bagaimanapun, rekod biasanya disediakan secara berpusat kerana kesukaran untuk memperoleh maklumat yang berasingan bagi setiap unit atau cawangan. Entiti atau enterpris ini akan dianggap sebagai satu unit pelapor dan dibenarkan mengemukakan soal selidik yang menggabungkan semua unit atau cawangannya.

7. KONSEP DAN DEFINISI

7.1 Jawatan

Jawatan merujuk kepada jumlah buruh yang diperlukan oleh pertubuhan untuk mengeluarkan barang dan perkhidmatan pada satu masa tertentu yang merangkumi jawatan diisi dan kekosongan.

7.2 Jawatan Diisi

Jawatan diisi merujuk kepada individu yang bekerja pada akhir setiap suku tahun.

Termasuk:

- Pekerja sepenuh masa dan separuh masa;
- Pekerja tetap, sementara atau bermusim;
- Pekerja bergaji bulanan dan pekerja yang dibayar gaji berdasarkan jam bekerja;
- Pekerja yang sedang bercuti jangka pendek seperti cuti sakit atau cuti rehat; dan
- Pekerja yang baru diambil bagi mengisi kekosongan pada suku tahun berkenaan.

Pekerja sepenuh masa:

Pekerja sepenuh masa merujuk kepada mereka yang biasanya bekerja untuk **sekurang-kurangnya** enam jam sehari dan 20 hari sebulan.

Pekerja separuh masa:

Pekerja separuh masa merujuk kepada pekerja yang bekerja **kurang** dari enam jam sehari dan/atau kurang dari 20 hari sebulan.

Tidak termasuk:

- Pemilik perseorangan dan rakan niaga;
- Pekerja keluarga tanpa gaji;
- Pekerja yang terlibat dalam mogok sepanjang suku tahun berkenaan;
- Pekerja yang bercuti tanpa gaji sepanjang suku tahun berkenaan; dan
- Pekerja yang dibekalkan oleh agensi lain seperti subkontraktor dan perunding.

7.3 Kekosongan

Kekosongan merujuk kepada jawatan yang belum diisi pada akhir setiap suku tahun. Sesuatu jawatan dianggap kosong jika memenuhi kriteria berikut:

- Sesuatu jawatan wujud dan tersedia untuk diisi. Jawatan tersebut termasuk sepenuh masa/separuh masa, tetap, sementara atau bermusim;
- Kerja tersebut boleh bermula dalam tempoh masa 30 hari sekiranya calon yang sesuai diperoleh dalam tempoh tersebut; dan

- Majikan secara aktif cuba mendapatkan calon termasuk membuat pengiklanan mengenai kekosongan jawatan, mengeluarkan notis, memaklumkan kepada agensi pekerjaan awam, swasta atau kesatuan sekerja serta telah/akan menghubungi, menemu ramah atau memilih pemohon yang telah membuat permohonan.

Tidak termasuk:

- Kekosongan yang hanya boleh diisi oleh pekerja sedia ada kerana pertukaran dalaman, kenaikan atau penurunan pangkat, atau panggilan semula selepas diberhentikan;
- Jawatan yang dijangka akan diisi dalam tempoh lebih dari 30 hari;
- Jawatan yang telah diisi, tetapi pekerja tersebut belum melapor diri; dan
- Jawatan yang akan diisi oleh pekerja yang dibekalkan oleh agensi lain seperti subkontraktor dan perunding.

7.4 Pewujudan Jawatan

Pewujudan jawatan merujuk kepada jawatan yang diwujudkan dalam sesebuah organisasi di mana jawatan tersebut belum pernah tersedia sebelum ini, termasuk skim perkhidmatan yang baru digubal, jawatan yang diwujudkan untuk kenaikan pangkat pekerja sedia ada dan penambahan bilangan jawatan daripada struktur sedia ada.

7.5 Kadar Jawatan Diisi

Kadar jawatan diisi merujuk kepada jawatan diisi daripada jumlah jawatan. Pengiraan ringkas seperti di bawah:

$$\text{Kadar Jawatan Diisi} = \frac{\text{Jumlah Jawatan Diisi}}{\text{Jumlah Jawatan}} \times 100$$

7.6 Kadar Kekosongan

Kadar kekosongan jawatan merujuk kepada jawatan yang masih belum diisi daripada jumlah jawatan. Pengiraan ringkas seperti di bawah:

$$\text{Kadar Kekosongan} = \frac{\text{Jumlah Kekosongan}}{\text{Jumlah Jawatan}} \times 100$$

7.7 Industri

Industri dikelaskan mengikut MSIC 2008 Versi 1.0 berasaskan ISIC *Revision 4*. Industri dikategorikan kepada lima (5) sektor iaitu Pertanian, Perlombongan & Pengkuarian, Pembuatan, Pembinaan dan Perkhidmatan.

7.7.1 Pertanian merangkumi aktiviti penanaman; pemeliharaan dan penternakan haiwan dan pengeluaran produk haiwan; penebangan kayu balak dan tanaman lain; serta perikanan tangkapan dan akuakultur termasuk penggunaan sumber semula jadi tumbuh-tumbuhan dan haiwan.

7.7.2 Perlombongan & Pengkuarian termasuk pengekstrakan mineral yang terjadi secara semula jadi seperti pepejal (batu arang dan bijih), cecair (petroleum) atau gas (gas asli). Pengekstrakan boleh dijalankan melalui pelbagai kaedah seperti perlombongan bawah tanah atau dedah, pengoperasian telaga, perlombongan dasar laut dan lain-lain.

7.7.3 Pembuatan termasuk perubahan fizikal atau kimia ke atas bahan atau komponen menjadi produk baru sama ada kerja itu dilakukan oleh jentera yang dijalankan oleh kuasa atau yang dijalankan dengan tangan, sama ada dijalankan dalam kilang atau di rumah pekerja, dan sama ada barang keluaran dijual secara borong atau runcit. Pengubahan ketara, pengubahsuaian dan pembinaan semula barangan secara umumnya dianggap sebagai pembuatan.

Subsektor Pembuatan terdiri daripada tujuh (7) aktiviti iaitu:

- Prosesan makanan, minuman & produk tembakau;
- Produk tekstil, pakaian & kulit;
- Produk kayu, perabot, keluaran kertas & percetakan;
- Produk petroleum, kimia, getah & plastik;
- Produk mineral bukan logam, logam asas & produk logam yang direka;
- Produk elektrik, elektronik & optikal; dan
- Peralatan pengangkutan, pembuatan lain & pembaikan.

7.7.4 Pembinaan termasuk pembinaan am dan aktiviti pembinaan khas bagi bangunan dan kerja kejuruteraan awam. Ia termasuk pembinaan baru, pengubahsuaian, pembaikan dan perobohan. Pemasangan sebarang jenis jentera atau peralatan yang dipasang ketika pembinaan asal adalah diambil kira, demikian juga bagi pemasangan jentera atau peralatan selepas pembinaan asal tetapi memerlukan perubahan struktur bagi pemasangannya.

7.7.5 Perkhidmatan berkaitan Bekalan elektrik, gas, wap & pendingin udara, Bekalan air; pembentungan, pengurusan sisa & aktiviti pemulihan; Perdagangan borong & runcit, pembaikan kenderaan bermotor dan motosikal, Pengangkutan & penyimpanan, Aktiviti perkhidmatan makanan & minuman dan penginapan, Maklumat & komunikasi, Aktiviti kewangan dan insurans/takaful, Aktiviti hartanah, Aktiviti profesional, saintifik & teknikal, Aktiviti pentadbiran & khidmat sokongan, Pendidikan, Aktiviti kesihatan kemanusiaan & kerja sosial, Kesenian, hiburan & rekreasi, dan Aktiviti perkhidmatan lain.

- Bekalan elektrik, gas, wap & pendingin udara** adalah ditakrifkan sebagai aktiviti pembekalan tenaga elektrik, gas asli, wap, air panas dan seumpamanya melalui satu infrastruktur (rangkaian) tetap bagi talian, saluran utama dan paip. Dimensi rangkaian ini tidak dapat ditentukan; juga termasuk pengagihan elektrik, gas, wap, air panas dan seumpamanya di kawasan perindustrian atau bangunan tempat kediaman. Oleh itu, seksyen ini termasuk operasi utiliti elektrik dan gas yang menjana, mengawal dan mengagih tenaga elektrik atau gas. Ini juga termasuk bekalan wap dan pendinginan udara elektrik;
- Bekalan air; pembentungan, pengurusan sisa & aktiviti pemulihan** meliputi aktiviti yang berkaitan dengan pengurusan sisa termasuk pungutan, perawatan & pelupusan seperti sisa terjadual, sisa pepejal & air sisa daripada perindustrian dan isi rumah, termasuk juga pemulihan bahan & tapak yang

tercemar. Hasil sisa daripada proses perawatan boleh dilupus atau menjadi input kepada proses pengeluaran yang lain. Aktiviti yang berkaitan dengan perawatan dan bekalan air juga dimasukkan dalam sektor ini;

- iii. **Perdagangan borong & runcit, pembaikan kenderaan bermotor dan motosikal** termasuk jualan borong dan jualan runcit (iaitu jualan tanpa proses transformasi) apa-apa jenis barangan dan perkhidmatan berkaitan dengan jualan barang. Penjualan borong & runcit adalah langkah terakhir dalam pengedaran barangan. Pembaikan kenderaan bermotor dan motosikal juga termasuk di dalam seksyen ini;
- iv. **Pengangkutan & penyimpanan** meliputi pertubuhan yang menyediakan perkhidmatan darat, pengangkutan muatan melalui jalan raya, pengangkutan darat lain, pengangkutan air, penggudangan dan aktiviti sokongan seperti pengoperasian terminal, tempat letak kereta, pengoperasian lebuh raya, pengoperasian pelabuhan, pengendalian kargo/pemungghahan, agensi perkapalan & penghantaran serta lain-lain aktiviti sokongan perkhidmatan pengangkutan;
- v. **Penginapan dan aktiviti perkhidmatan makanan & minuman** termasuk penginapan jangka masa pendek untuk pelawat dan pengembara dan penyediaan makanan dan minuman untuk penggunaan segera. Jumlah dan jenis perkhidmatan tambahan yang disediakan di dalam seksyen ini adalah meluas kepelbagaiannya;
- vi. **Maklumat & komunikasi** terdiri daripada aktiviti penerbitan wayang gambar, video & program televisyen, rakaman bunyi & penerbitan muzik, aktiviti pemrograman & penyiaran, perkhidmatan telekomunikasi, pengaturcaraan komputer, perundingan & aktiviti yang berkaitan dan aktiviti perkhidmatan maklumat;
- vii. **Aktiviti kewangan dan insurans/takaful** adalah meliputi aktiviti perantara kewangan; aktiviti perantara kewangan lain dan aktiviti sokongan kepada perkhidmatan kewangan; aktiviti insurans/takaful, insurans/takaful semula dan tabungan pencen & hemat; dan aktiviti sokongan kepada insurans/takaful dan tabungan pencen;
- viii. **Aktiviti hartanah** termasuk tindakan seperti pemberi pajak, agen dan/atau broker di dalam satu atau lebih daripada yang berikut: penjualan atau pembelian hartanah, penyewaan hartanah, penyediaan perkhidmatan hartanah lain seperti penilaian hartanah, pengurusan hartanah atau bertindak sebagai agen hartanah eskrow. Aktiviti dalam bahagian ini mungkin dijalankan di atas hartanah milikan sendiri atau pajakan dan mungkin berlaku atas dasar bayaran atau kontrak. Termasuk juga pembangunan struktur, berserta mengekalkan hak milik atau pajakan bagi struktur tersebut;

- ix. **Aktiviti profesional, saintifik & teknikal** termasuk aktiviti profesional khusus, saintifik & teknikal yang memerlukan tahap latihan yang tinggi dan menjadikan pengetahuan dan kemahiran khusus tersedia kepada pengguna. Aktiviti yang dijalankan termasuk aktiviti guaman & perakaunan, aktiviti ibu pejabat, aktiviti perundingan pengurusan, aktiviti arkitek & kejuruteraan, ujian & analisis teknikal, penyelidikan & pembangunan saintifik, pengiklanan & penyelidikan pasaran, profesional lain, aktiviti saintifik & teknikal dan aktiviti veterinar;
- x. **Aktiviti pentadbiran & khidmat sokongan** termasuk pelbagai aktiviti yang menyokong operasi am perniagaan meliputi aktiviti sewaan & pajakan, aktiviti pekerjaan, agensi pengembaraan, operator pelancongan & aktiviti perkhidmatan penempahan lain, aktiviti keselamatan & penyiasatan, aktiviti perkhidmatan bangunan & landskap dan pentadbiran pejabat dan aktiviti sokongan pejabat & perniagaan lain;
- xi. **Pendidikan** merujuk kepada pertubuhan yang menyediakan perkhidmatan pelajaran akademik, vokasional dan perdagangan. Aktiviti yang diliputi dalam kumpulan ini ialah pendidikan prasekolah & pendidikan rendah, pendidikan menengah, pendidikan tinggi, pendidikan lain dan perkhidmatan sokongan lain;
- xii. **Aktiviti kesihatan kemanusiaan & kerja sosial** termasuk peruntukan bagi aktiviti kesihatan dan kerja sosial. Termasuk pelbagai jenis aktiviti bermula daripada penjagaan kesihatan yang disediakan oleh profesional perubatan terlatih di hospital dan kemudahan lain sehinggalah kepada aktiviti rumah penjagaan dan aktiviti penjagaan kesihatan kepada kerja sosial tanpa penglibatan profesional dalam penjagaan kesihatan;
- xiii. **Kesenian, hiburan & rekreasi** termasuk pelbagai aktiviti bagi memenuhi minat orang awam dalam aktiviti kebudayaan, hiburan & rekreasi meliputi persembahan secara langsung, operasi muzium, perjudian, sukan dan aktiviti rekreasi; dan
- xiv. **Aktiviti perkhidmatan lain** termasuk aktiviti keahlian organisasi, memperbaiki komputer dan barangan persendirian dan isi rumah dan pelbagai aktiviti perkhidmatan persendirian yang tidak diliputi dalam mana-mana klasifikasi MSIC.

7.8 Kategori Aktiviti Ekonomi

Aktiviti ekonomi bagi data survei mulai suku pertama 2008 dikumpul dan diklasifikasi mengikut MSIC 2018 Versi 1.0 berasaskan ISIC *Revision 4*. Industri dikategorikan kepada lima (5) sektor utama iaitu Pertanian, Perlombongan & Pengkuarian, Pembuatan, Pembinaan dan Perkhidmatan. Manakala sektor Pembuatan dan Perkhidmatan dibahagikan kepada subsektor penerbitan seperti berikut:

SEKTOR	SUBSEKTOR
Pertanian	
Perlombongan & Pengkuarian	
Pembuatan	<ol style="list-style-type: none"> 1. Pembuatan makanan, minuman & produk tembakau 2. Produk tekstil, pakaian & kulit 3. Produk kayu, perabot, keluaran kertas & percetakan 4. Produk petroleum, kimia, getah & plastik 5. Produk mineral bukan logam, logam asas & produk logam yang direka 6. Produk elektrik, elektronik & optikal 7. Peralatan pengangkutan, pembuatan lain & pembaikan
Pembinaan	
Perkhidmatan	<ol style="list-style-type: none"> 1. Perdagangan borong & runcit 2. Makanan & minuman dan penginapan 3. Pengangkutan & penyimpanan 4. Maklumat & komunikasi 5. Kewangan, insurans, hartanah & perkhidmatan perniagaan 6. Perkhidmatan lain

7.9 Kategori pekerjaan

Pekerjaan dikelaskan mengikut Piawaian Pengelasan Pekerjaan Malaysia (MASCO) 2020 berasaskan *International Standard Classification of Occupation 2008* (ISCO-08). Klasifikasi ini ditambah baik selaras dengan transformasi proses kerja, bidang pengkhususan suatu tugas dan kemahiran yang lebih kompleks dan dinamik. Pekerjaan dikategorikan kepada sembilan (9) kategori seperti berikut:

- 7.9.1 Pengurus** adalah mereka yang membuat keputusan dan mengambil bahagian dalam penentuan dasar organisasi, merancang, menyusun dan mengarah dalam pentafsiran dan pelaksanaan dasar. Tugas mereka melibatkan tanggungjawab penyusunan keseluruhan organisasi atau untuk satu atau lebih jabatan di dalam sesebuah organisasi.
- 7.9.2 Profesional** ialah mereka yang menjalankan penyelidikan dan menggunakan secara profesional pengetahuan dan kaedah saintifik terhadap penyelesaian pelbagai masalah teknologi, ekonomi, sosial, perindustrian dan kerajaan. Istilah ini pada umumnya digunakan kepada mereka yang mempunyai kelayakan profesional untuk menjalankan tugas-tugas mereka. Contoh pekerjaan dalam kategori ini ialah peguam, akauntan dan jurutera.

- 7.9.3 Juruteknik dan profesional bersekutu** melakukan tugas teknikal dan tugas yang berkaitan dengan penyelidikan dan aplikasi konsep sains atau seni dan kaedah operasi dan peraturan perniagaan. Termasuk dalam kategori ini ialah mereka yang biasanya bekerja di bawah arahan dan penyeliaan profesional seperti juruteknik makmal, juruteknik kawalan kualiti dan ketua fomen. Mereka mengawal, menyelia dan menyelaras kegiatan pekerja di bawah seliaan mereka.
- 7.9.4 Pekerja sokongan perkeranian** menjalankan kerja-kerja merekod, mengurus, menyimpan dan mendapatkan maklumat yang berkaitan dan menjalankan tugas-tugas perkeranian berhubung dengan operasi pentadbiran, pengendalian wang, urusan perjalanan, permintaan maklumat dan janji temu. Termasuk dalam kategori ini ialah kerani, kerani akaun, jurutaip, jurutrengkas, pegawai khidmat pelanggan, setiausaha dan kerani stor.
- 7.9.5 Pekerja perkhidmatan dan jualan** adalah mereka yang menyediakan perkhidmatan peribadi berkaitan dengan perjalanan, pengemasan, katering, penjagaan diri atau perlindungan dari kebakaran dan undang-undang yang berkaitan atau menunjuk cara dan menjual barangan di kedai borong atau runcit dan pertubuhan seumpamanya termasuk di gerai dan pasar. Contoh pekerjaan dalam kategori ini adalah jurujual di kedai dan pasar dan pembantu jualan di kedai.
- 7.9.6 Pekerja mahir pertanian, perhutanan, penternakan dan perikanan** adalah mereka yang menanam dan menuai tanaman ladang atau pokok-pokok renek dan mengumpul buah-buahan, herba dan tanaman liar; menternak, menjaga atau memburu haiwan dan mengeluarkan pelbagai produk ternakan; menanam, memulihara dan mendapatkan hasil hutan; membiak baka atau menangkap ikan; dan memelihara atau mengumpul pelbagai hidupan akuatik lain. Contoh pekerja kategori ini ialah penanam tanaman ladang, pembalok, penanam sayur-sayuran dan pembiak baka haiwan ternakan.
- 7.9.7 Pekerja kemahiran dan pekerja pertukangan yang berkaitan** adalah mereka yang mengaplikasikan pengetahuan dan kemahiran khusus dalam bidang perlombongan dan pembinaan, penempaan logam dan mendirikan struktur logam; membuat, melaras, menyelenggara dan membaik pulih jentera, kelengkapan atau peralatan; menjalankan kerja percetakan; dan mengeluarkan atau memproses barang makanan, tekstil atau kayu, logam dan barangan lain termasuk barang kraftangan. Contoh pekerja kategori ini ialah pembina rumah, tukang kayu dan mekanik.
- 7.9.8 Operator mesin dan loji, dan pemasang** adalah mereka yang mengendalikan dan mengawasi jentera dan kelengkapan perindustrian dan pertanian; memandu dan mengendali kereta api, kenderaan bermotor, jentera dan kelengkapan bergerak; atau memasang bahagian komponen produk mengikut spesifikasi dan prosedur yang ketat. Contoh pekerja kategori ini ialah pelombong dan pekerja kuari, pemasang jentera mekanikal, pemandu dan kelasi kapal.

7.9.9 Pekerja asas adalah mereka yang menjalankan tugas yang mudah, rutin dan tidak sistematik yang biasanya memerlukan penggunaan perkakas tangan atau dengan sokongan mesin yang mudah dan memerlukan tenaga fizikal yang banyak. Contoh pekerja kategori ini ialah pekerja pembersihan, penghantar surat dan buruh pembinaan, pertanian, perhutanan, penternakan dan perikanan.

8.0 Kategori Kemahiran

Bagi tujuan pelaporan, kategori pekerjaan telah dikelaskan semula kepada tiga (3) tahap kemahiran seperti berikut:

KEMAHIRAN	MASCO 2020
Mahir	1. Pengurus 2. Profesional 3. Juruteknik dan profesional bersekutu
Separuh Mahir	4. Pekerja sokongan perkeranian 5. Pekerja perkhidmatan dan jualan 6. Pekerja mahir pertanian, perhutanan, penternakan, dan perikanan 7. Pekerja kemahiran dan pekerja pertukangan yang berkaitan 8. Operator mesin dan loji, dan pemasang
Berkemahiran Rendah	9. Pekerja asas

8. PENSAMPELAN

Reka bentuk pensampelan bagi survei ini adalah pensampelan rawak strata satu peringkat. Kategori industri diklasifikasi sebagai strata manakala pertubuhan sebagai unit pensampelan. Setiap strata telah dibentuk kepada beberapa sub-strata untuk memastikan sampel yang diagihkan mengambil kira ciri-ciri ekonomi industri tersebut.

Sub-strata utama bersifat heterogen diliputi secara penuh, manakala sub-strata selainnya yang bersifat homogen dipilih secara rawak. Saiz sampel survei perlu mewakili populasi mengikut keperluan peringkat analisis yang ditetapkan. Saiz sampel survei ini telah mengambil kira elemen berikut:

- i. Kadar respons survei lepas;
- ii. Jumlah jawatan diisi sebagai pemboleh ubah penentu;
- iii. Peringkat reka bentuk pensampelan; dan
- iv. Ralat maksimum yang disasarkan.

Faktor yang dipertimbangkan bagi memuktamadkan saiz sampel adalah kos, masa dan sumber manusia.

Agihan saiz sampel survei mengikut sektor bagi tahun 2022 hingga 2025 adalah seperti berikut:

SEKTOR	2022	2023	2024	2025
Pertanian	631	616	640	769
Perlombongan & Pengkuarian	265	203	222	244
Pembuatan	3,683	4,431	4,533	4,548
Pembinaan	876	1,001	896	1,140
Perkhidmatan	6,607	6,690	6,633	6,706
Jumlah	12,062	12,941	12,924	13,407

9. PROSEDUR PENGANGGARAN

Anggaran jawatan diisi berdasarkan rangka pensampelan mengikut industri digunakan sebagai penanda aras dalam penyediaan statistik guna tenaga. Wajaran yang disediakan disesuaikan untuk bilangan sampel tidak respons. Imputasi juga dibuat bagi aktiviti ekonomi yang tidak diliputi dalam survei ini.

10. STATISTIK GUNA TENAGA

Statistik yang dilaporkan dalam penerbitan ini diperoleh daripada Survei Guna Tenaga Suku Tahunan. Statistik guna tenaga dari aspek penawaran buruh juga boleh diperoleh daripada survei isi rumah. Walau bagaimanapun, liputan dan skop serta konsep, definisi dan metodologi survei yang digunakan adalah berbeza berbanding Survei Guna Tenaga Suku Tahunan.

11. PEMBUNARAN

Hasil tambah bagi sesuatu kategori mungkin berbeza dengan jumlah besar tertera di dalam jadual kerana pembundaran secara bebas.

12. NOTA, SIMBOL DAN SINGKATAN

& dan

dll dan lain-lain

% peratus

p statistik awalan

r pindaan

ST Suku Tahun

- kosong/tiada

0.0 kurang daripada setengah unit terkecil yang ditunjukkan; misalnya kurang daripada 0.05 peratus

1. INTRODUCTION

The Quarterly Employment Survey is conducted to collect information on labour demand for all economic sectors in Malaysia. Statistics obtained through this survey are the number of jobs, filled jobs, vacancies and jobs created by economic activity and category of skill. The statistics is one of the inputs in the planning and formulation of the country's human capital development policy.

2. LEGAL PROVISIONS

The survey is conducted under the provisions of the Statistics Act 1965 (Revised - 1989). Section 5 of this Act requires any establishment operating in Malaysia to provide actual information or best estimate to the Department of Statistics Malaysia (DOSM). Under this Act, the content of the questionnaire is confidential and only aggregated figures are published. Meanwhile, Section 7 under the same Act provides fine to respondents who fail to cooperate to the conducted survey.

3. SCOPE AND COVERAGE

The Quarterly Employment Survey is implemented using establishment approach, covering establishments in the category of large, medium, small and micro. Industry coverage is based on Malaysia Standard Industrial Classification (MSIC) 2008 Version 1.0 which was adopted from the International Standard Industrial Classification (ISIC) Revision 4 issued by the United Nations. The industry is divided into five (5) sectors namely Agriculture, Mining & Quarrying, Manufacturing, Construction and Services with the breakdown as follows:

SECTOR	SECTIONS	DESCRIPTIONS
Agriculture	A	Agriculture, forestry and fishing
Mining & Quarrying	B	Mining and quarrying
Manufacturing	C	Manufacturing
Construction	F	Construction
Services	D	Electricity, gas, steam & air conditioning supply
	E	Water supply; sewerage, waste management & remediation activities
	G	Wholesale & retail trade; repair of motor vehicles and motorcycles
	H	Transportation & storage
	I	Accommodation and food service activities
	J	Information & communication
	K	Financial and insurance activities
	L	Real estate activities
M	Professional, scientific & technical activities	
N	Administrative & support service activities	

SECTOR	SECTIONS	DESCRIPTIONS
Services (cont'd)	O	Public administration and defence; compulsory social security
	P	Education
	Q	Human health & social work activities
	R	Arts, entertainment & recreation
	S	Other service activities
	T	Activities of households as employers; undifferentiated goods and services producing activities of households for own use
	U	Activities of extraterritorial organizations & bodies

This survey covers all economic activities except Activities of households as employers; undifferentiated goods and services producing activities of households for own use; and Activities of extraterritorial organizations and bodies. Labour demand information for Financial and insurance/takaful activities was also collected through Monthly Report on Labour Market Statistics (RLMS) conducted by Central Bank of Malaysia (BNM).

4. REFERENCE PERIOD

This survey is conducted on a quarterly basis with reference to the prior quarterly information. This publication reported annually (2022 - 2025) and quarterly statistics (Q1 2022 - Q4 2025).

5. METHOD OF COLLECTING INFORMATION

Operation of collecting information is online using e-survey mode. Respondents who did not respond to e-survey also have the option of sending questionnaires via email, post or fax modes. Field enumeration and interviews via telephone calls conducted by interviewers from State Offices of DOSM if no response received.

6. REPORTING UNIT

The reporting unit used in the survey was the establishment. An establishment is defined as “an economic unit engaged in one activity, under a single legal entity and operating in a single physical location”. Each establishment was assigned an industry classification based on its principal activity. In the case of a multi-activity entity, units engaged in separate activities in the same location constituted distinct establishments. Thus, each branch of a multi-branch organization at a different location was conceptually treated as a different establishment. The establishment was requested to give separate returns for each activity in terms of value. However, in practice, the records were centrally kept such that it was not possible to obtain separate data for each individual unit or branch. The entity or enterprise was treated as a single reporting unit and allowed to submit a consolidated questionnaire covering all the units or branches.

7. CONCEPTS AND DEFINITIONS

7.1 Jobs

Jobs refer to the total labour required by establishments to produce goods and services at a given point in time, which comprised of filled jobs and vacancies.

7.2 Filled Jobs

Filled jobs refer to the persons employed at the end of each reference quarter.

Includes:

- *Full-time and part-time employees;*
- *Permanent, short-term or seasonal employees;*
- *Employees paid with monthly salaries or based on hours worked;*
- *Employees on short vacation such as sick leave or annual leave; and*
- *Newly hired employees to fill the vacancy in the current quarter.*

Full-time employees:

*Full-time employees refer to those who usually work for **at least** six hours a day and 20 days a month.*

Part-time employees:

*Part-time employees refer to those who usually work for **less** than six hours a day and/or less than 20 days a month.*

Excludes:

- *Proprietors and partners of unincorporated businesses;*
- *Unpaid family workers;*
- *Employees on strike during the quarter;*
- *Employees on unpaid leave during the entire quarter; and*
- *Employees provided by other agencies such as subcontractors and consultants.*

7.3 Vacancies

Vacancies refer to unfilled jobs at the end of each reference quarter. A specific job is considered empty if it meets the following criteria:

- *A specific job exists and read to be filled. The job can be full-time/part-time, permanent, short-term or seasonal;*
- *The job could start within 30 days, if qualified candidates are available within the period; and*
- *Employers are actively seeking candidates including advertising vacancies, issuing notices, informing public or private employment agencies, or trade unions and/or will contact, interview or select the candidates who have applied.*

Excludes:

- *Jobs to be filled by existing employees due to internal transfers, promotions or demotions, or recall from layoffs;*
- *Starting dates for the jobs is more than 30 days;*
- *Hiring has been made to fill in the jobs, but the employees have not reported for work; and*
- *Jobs to be filled by employees provided by other agencies such as subcontractors and consultants.*

7.4 Jobs Created

Jobs created refer to jobs created in an organisation which were not previously available, including newly created service schemes, jobs created for the promotion of existing employees and increase in the number of jobs from existing structure.

7.5 Rate of Filled Jobs

The rate of filled jobs refers to the total filled jobs from the total jobs. The simple calculation is as follows:

$$\text{Rate of Filled Jobs} = \frac{\text{Total Filled Jobs}}{\text{Total Jobs}} \times 100$$

7.6 Rate of Vacancy

The rate of vacancies refers to unfilled jobs from the total jobs. The simple calculation is as follows:

$$\text{Rate of Vacancies} = \frac{\text{Total Vacancies}}{\text{Total Jobs}} \times 100$$

7.7 Industry

Industry is classified according to the MSIC 2008 Version 1.0 based on ISIC Revision 4. Industries are categorised into five (5) sectors namely Agriculture, Mining & Quarrying, Manufacturing, Construction and Services.

7.7.1 Agriculture comprising the activities of growing; breeding and rearing of animals and production of animal products; felling of trees and other plants; as well as capture fishery and aquaculture includes the use/utilisation of plants/vegetal and animals natural resources.

7.7.2 Mining & Quarrying includes the extraction of minerals occurring naturally as solids (coal and ores), liquids (petroleum) or gases (natural gas). Extraction can be executed by different methods such as underground or surface mining, well operation, seabed mining, etc.

7.7.3 Manufacturing includes the physical or chemical transformation of materials, substances or components into new products, whether the work is performed by power-driven machines or by hand, whether it is done in a factory or in the worker's home and whether the products are sold at wholesale or retail. Substantial alteration, renovation or reconstruction of goods is generally considered to be manufacturing.

The Manufacturing sub-sector consists of seven (7) activities namely:

- Food processing, beverages & tobacco products;
- Textiles, wearing apparel & leather products;
- Wood products, furniture, paper products & printing;
- Petroleum, chemical, rubber & plastic products;
- Non-metallic mineral products, basic metal & fabricated metal products;
- Electrical, electronic & optical products; and
- Transport equipment, other manufacturing & repair.

7.7.4 Construction includes general construction and specialized construction activities for buildings and civil engineering works. It consists of new construction, alteration, repair and demolition. Installation of any machinery or equipment which is built-in at the time of the original construction is included, as well as installation of machinery or equipment after the original construction but which requires structural alteration in order to install.

7.7.5 Services related to Electricity, gas, steam & air conditioning supply, Water supply; sewerage, waste management & remediation activities, Wholesale & retail trade; repair of motor vehicles and motorcycles, Transportation & storage, Accommodation and food service activities; Information & communication; Financial and insurance/takaful activities; Real estate activities; Professional, scientific & technical activities; Administrative & support service activities; Education; Human health & social work activities; Arts, entertainment & recreation; and Other service activities.

- i. Electricity, gas, steam & air conditioning supply** are defined as the activity of providing electric power, natural gas, steam, hot water and the like through a permanent infrastructure (network) of lines, mains & pipes. The dimension of the network is not decisive; also included are the distribution of electricity, gas, steam, hot water and the like in industrial parks or residential buildings. This section therefore includes the operation of electric & gas utilities, which generate, control and distribute electric power or gas. Also included is the provision of steam & air-conditioning supply;
- ii. Water supply; sewerage, waste management & remediation activities** comprised of activities related to waste management including collection, treatment & disposal such as scheduled waste, solid waste & waste water from industrial and household, including recovery materials & contaminated sites. The waste from the treatment process can be disposed off or used as input for other production process. Related activities in water treatment and supply are also included in this sector;
- iii. Wholesale & retail trade; repair of motor vehicles & motorcycles** encompass of wholesale & retail sale (i.e. sale without transformation) of any type of goods, and rendering services incidental to the sale of merchandise. Also included repair of motor vehicles and motorcycles;
- iv. Transportation & storage** covers establishments that provide ground services, freight transportation by road, other land transportation, warehousing, and support activities such as terminal operation, parking, highway operation, port operation, cargo handling/unloading, shipping & shipping agencies, as well as other transportation service support activities.

- v. **Accommodation and food service activities** refers to the provision of short-term accommodation for visitors and other travellers and the provision of complete meals and drinks fit for immediate consumption. The amount and type of supplementary services provided within this section can vary widely;
- vi. **Information & communication** comprised of motion picture, video & television program production, sound recording & music publishing activities, programming & broadcasting activities, telecommunication services, computer programming, consultancy & related activities and information services activities;
- vii. **Financial and insurance/takaful activities** include monetary intermediation activities; other monetary intermediation activities and activities auxiliary to financial services; insurance/takaful, reinsurance/retakaful and pension & provident funding activities; and activities auxiliary to insurance/takaful and pension funding;
- viii. **Real estate activities** include acting as lessors, agents and/or brokers in one or more of the following: selling or buying real estate, renting real estate, providing other real estate services such as appraising real estate, property management or acting as real estate escrow agents. Activities in this division may be carried out on own or leased property and may be done on a fee or contract basis. Also included is the building of structures, combined with maintaining ownership of leasing of such structures;
- ix. **Professional, scientific & technical activities** include specialised professional, scientific & technical activities which require a high degree of expertise and training, and specialised knowledge and skills available to users. Activities performed include legal & accounting activities, activities of head offices, management consultancy activities, architecture & engineering activities, technical testing & analysis, scientific research & development, advertising & market research, other professional, scientific & technical activities and veterinary activities;
- x. **Administrative & support service activities** include a variety of activities that support general business operations including rental & leasing activities, employment activities, travel agency, tour operator & other reservation service activities, security & investigation activities, services to building & landscape activities and office administrative and office support & other business support activities;
- xi. **Education** refers to establishments that provides academic, vocational and trades education. Activities covered by this group includes pre-primary & primary education, secondary education, higher education, other education and educational support services;

- xii. Human health & social work activities** include the provision of health and social work activities. Activities include a wide range of activities, starting from health care provided by trained medical professional in hospitals and other facilities, over residential care activities that still involve a degree of health care activities to social work activities without any involvement of health care professionals;
- xiii. Arts, entertainment & recreation** include wide range of activities to meet varied cultural, entertainment & recreational interests of the general public, including live performances, operation of museum sites, gambling, sport and recreation activities; and
- xiv. Other service activities** include activities of membership organisations, repair of computers and personal and household goods and a variety of personal service activities not covered elsewhere in the MSIC.

7.8 Category of economic Activity

Economic activities for survey data beginning the first quarter 2018 were collected and compiled according to the MSIC 2008 Version 1.0 based on ISIC Revision 4. Industries are categorised into five (5) main sectors namely Agriculture, Mining & Quarrying, Manufacturing, Construction and Services. While Manufacturing and Services further classified into subsectors with the breakdown as follows:

SECTOR	SUBSECTOR
Agriculture	
Mining & Quarrying	
Manufacturing	1. Food processing, beverages & tobacco products
	2. Textiles, wearing apparel & leather products
	3. Wood products, furniture, paper products & printing
	4. Petroleum, chemical, rubber & plastic products
	5. Non-metallic mineral products, basic metal & fabricated metal products
	6. Electrical, electronic & optical products
	7. Transport equipment, other manufacturing & repair
Construction	
Services	1. Wholesale & retail trade
	2. Food & beverages and accommodation
	3. Transportation & storage
	4. Information & communication
	5. Finance, insurance, real estate & business services
	6. Other services

7.9 Occupation category

Occupation is classified according to Malaysia Standard Classification of Occupations (MASCO) 2020 which is based on the International Standard Classification of Occupations 2008 (ISCO-08). This classification was improved in line with the transformation of work process, areas of specialisation as well as the complexity and dynamics in skills and tasks. The occupation is categorised into nine (9) categories as follows:

7.9.1 Managers are those who decide or participate in formulating the policy of the organisation, plan, organise and direct the interpretation and execution of policies. Their work involves the responsibility for their organisation as a whole or for one or more departments of an organisation.

7.9.2 Professionals are those who conduct research and apply in a professional capacity scientific knowledge and methods to a variety of technological, economic, social, and industrial problems. The term applies generally to a person who is required to hold a professional qualification to practice. Example of occupations in the category are lawyers, accountants and engineers.

7.9.3 Technicians and associate professionals group perform technical and related tasks connected with research and the application of scientific or artistic concepts and operational methods and business regulations. Included under this category are those usually worked under the direction and supervision of professionals such as laboratory technicians, quality control technicians and chief foremen. They control and coordinate the activities of the workers under their supervision.

7.9.4 Clerical support workers perform tasks record, organise, store and retrieve related information and perform clerical duties especially in connection with administrative operations, handling money, travel arrangements and requests for information and appointments. Included in this category are clerks, accounting clerks, typists, stenographers, customer service officers, secretaries and storekeepers.

7.9.5 Service and sales workers are those who provide personal services related to travel, housekeeping, catering, personal care or protection against fire and unlawful acts or demonstrate and sell goods in wholesale or retail shops and similar establishments as well as at stalls and markets. Examples of employees in this category are stall and market salesperson and shop sales assistant.

7.9.6 Skilled agricultural, forestry, livestock and fishery workers are those who grow and harvest field or tree and shrub crops, gather wild fruit, herbs and vegetables, breed, tend or hunt animals, produce a variety of animal husbandry products, cultivate, conserve and gather other forms of aquatic life. Examples of employees in this category are field crop growers, logger, vegetable growers and breeder of livestock.

7.9.7 Craft and related trades workers are those who apply their specific knowledge and skills in the fields of mining and construction, metal forming and erect metal structures; make, fit, maintain and repair machinery, equipment or tools; carry out printing work; and produce or process foodstuffs, textiles or wooden, metal and

other articles including handicraft goods. Examples of employees in this category are house builder, carpenter and mechanics.

7.9.8 Plant and machine operators and assemblers are those who operate and monitor industrial and agricultural machinery and equipment, drive and operate trains, motor vehicles and mobile machinery and equipment or assemble product component parts according to strict specifications and procedures. Examples for this category are miners and quarry workers, mechanical machinery assemblers, drivers and ships' deck crews.

7.9.9 Elementary workers are those who perform simple, routine and non-systematic tasks which mainly require the use of handhold tools or with the assistance of simple machines and in some cases considerable physical effort. Examples for this category are cleaners, dispatch rider and construction, agricultural, forestry, livestock and fishery labourer.

8.0 Category of Skills

For reporting purpose, the category of occupation is regrouped into three (3) levels of skills as follows:

SKILLS	MASCO 2020
Skilled	1. Managers 2. Professionals 3. Technicians and associate professionals
Semi-skilled	4. Clerical support workers 5. Service and sales workers 6. Skilled agricultural, forestry, livestock and fishery workers 7. Craft and related trades workers 8. Plant and machine operators and assemblers
Low-skilled	9. Elementary occupations

8. SAMPLING DESIGN

The sampling design for this survey is stratified single-stage random sample. The industry category is classified as strata while the establishment is classified as the sampling unit. Each stratum has been formed into several sub-strata to ensure that the distributed samples account for the economic characteristics of the industry.

The primary sub-strata which was heterogeneous was assigned full coverage, while other sub-stratas which was homogeneous was randomly selected. The size of the sample must represent the population according to the requirement of the level of analysis stated. The sample size of the survey has taken into consideration the following elements:

- i. Response rates of the previous survey;
- ii. Number of filled jobs as the variable of interest;
- iii. Level of sampling design; and
- iv. The maximum desired error.

The factors considered to finalise the sample size are cost, time and human resources. The survey sample size distributions by sector for 2022 to 2025 are as follows:

SECTOR	2022	2023	2024	2025
Agriculture	631	616	640	769
Mining & Quarrying	265	203	222	244
Manufacturing	3,683	4,431	4,533	4,548
Construction	876	1,001	896	1,140
Services	6,607	6,690	6,633	6,706
Total	12,062	12,941	12,924	13,407

9. ESTIMATION PROCEDURE

The estimation of filled jobs was based on industrial sampling frames by industry used as benchmarks in the provision of employment statistics. The weights provided were adjusted in accordance with the number of non-response samples. Imputation is made for the economic activity which was not covered in this survey.

10. EMPLOYMENT STATISTICS

The statistics published in this report is obtained from the Quarterly Employment Survey. The employment statistics based on labour supply is available from household surveys. However, the scope and coverage as well as the concepts, definitions and survey methodology adopted are different compared to the Quarterly Employment Survey.

11. ROUNDING OF ESTIMATES

The sum of a category may differ from the total number shown in the table due to independent rounding.

12. NOTES, SYMBOL AND ABBREVIATION

& and

etc et cetera

% per cent

p preliminary statistics

r revision

Q Quarter

- empty/not available

0.0 less than half the smallest units shown; for example less than 0.05 per cent

**PENERBITAN INI BOLEH JUGA DIPEROLEH DI JABATAN PERANGKAAAN NEGERI SEPERTI BERIKUT:
THIS PUBLICATION IS ALSO AVAILABLE AT THE FOLLOWING STATE DEPARTMENT OF
STATISTICS:**

Pengarah,
Jabatan Perangkaan Malaysia Negeri Johor,
Tingkat 14, Menara Tabung Haji,
Jalan Air Molek,
80000 Johor Bahru, Johor.
Tel. : 07 225 3700
Faks : 07 224 8972
E-mel : jppjohor@dosm.gov.my

Pengarah,
Jabatan Perangkaan Malaysia Negeri Kedah,
Ara 1, Zon C, Wisma Persekutuan,
Pusat Pentadbiran Kerajaan Persekutuan,
Bandar Muarazam Shah,
06550 Anak Bukit, Alor Setar, Kedah.
Tel. : 04 700 1240
Faks : 04 733 8412
E-mel : jpkedah@dosm.gov.my

Pengarah,
Jabatan Perangkaan Malaysia Negeri Kelantan,
Tingkat 8, Bangunan Persekutuan,
Jalan Bayam,
15514 Kota Bharu, Kelantan.
Tel. : 08 741 8449
Faks : 08 748 2142
E-mel : jpkelantan@dosm.gov.my

Pengarah,
Jabatan Perangkaan Malaysia Negeri Melaka,
Ara 7 & 8, Wisma Persekutuan,
Jalan MITC, Hang Tuah Jaya,
75450, Ayer Keroh, Melaka.
Tel. : 08 252 2725
Faks : 08 252 2711
E-mel : jpmelaka@dosm.gov.my

Pengarah,
Jabatan Perangkaan Malaysia Negeri Sembilan,
Tingkat 12, Wisma Persekutuan,
Jalan Dato' Abdul Kadir,
70000 Seremban, Negeri Sembilan.
Tel. : 08 785 5000
Faks : 08 785 5002
E-mel : jpnsembilan@dosm.gov.my

Pengarah,
Jabatan Perangkaan Malaysia Negeri Pahang,
Tingkat 7, Bangunan Persekutuan,
Jalan Gambut,
25000 Kuantan, Pahang.
Tel. : 08 516 3831/7
Faks : 08 514 4636
E-mel : jppahang@dosm.gov.my

Pengarah,
Jabatan Perangkaan Malaysia Negeri Pulau Pinang,
Tingkat 8, Bangunan Persekutuan,
10400 Jalan Anson, Pulau Pinang.
Tel. : 04 228 8244
Faks : 04 228 8489
E-mel : jppulaupinang@dosm.gov.my

Pengarah,
Jabatan Perangkaan Malaysia Negeri Perak,
Tingkat 3, Blok A, Bangunan Persekutuan Ipoh,
Jalan Dato' Seri Ahmad Said (Greenlan),
30450 Ipoh, Perak.
Tel. : 05 243 8107
Faks : 05 255 1073
E-mel : jpperak@dosm.gov.my

Pengarah,
Jabatan Perangkaan Malaysia Negeri Perlis,
Tingkat 2, 28B, KPARC,
01000 Kangar, Perlis.
Tel. : 04 976 7381/878 8025
Faks : 04 976 8850
E-mel : jpperlis@dosm.gov.my

Pengarah,
Jabatan Perangkaan Malaysia Negeri Selangor,
Tingkat 9, Bangunan Darul Ehsan,
Jalan Indah, Seksyen 14,
40000 Shah Alam, Selangor.
Tel. : 03 5515 0200
Faks : 03 5518 0408
E-mel : jpselangor@dosm.gov.my

Pengarah,
Jabatan Perangkaan Malaysia Negeri Terengganu,
Tingkat 9, Wisma Persekutuan,
Jalan Sultan Ismail,
20200 Kuala Terengganu, Terengganu.
Tel. : 08 622 3082
Faks : 08 622 8859
E-mel : admin_jptg@dosm.gov.my

Pengarah,
Jabatan Perangkaan Malaysia Negeri Sabah,
Tingkat 1-3, Blok C,
Kompleks Pentadbiran Kerajaan Persekutuan Sabah,
Jalan UMS, Beg Berlanai No. 2046,
88000 Kota Kinabalu, Sabah.
Tel. : 08 484 802
Faks : 08 484 859
E-mel : jpsabah@dosm.gov.my

Pengarah,
Jabatan Perangkaan Malaysia Negeri Sarawak,
Tingkat 7 & 8, Bangunan Tun Dabuk Pringgi
Tuanku Haji Bujang, Jalan Simpang Tiga,
93514 Kuching, Sarawak.
Tel. : 08 240 287
Faks : 08 242 609
E-mel : sarawak@dosm.gov.my

Pengarah,
Jabatan Perangkaan Malaysia
Wilayah Persekutuan,
Tingkat 14 & 15, Wisma FGV,
Jalan Raja Laut,
50350 Kuala Lumpur.
Tel. : 03 2267 2400
Faks : 03 2891 0839
E-mel : dosmap@dosm.gov.my