



KEMENTERIAN KEWANGAN  
MALAYSIA



# PENYATA KEWANGAN KERAJAAN PERSEKUTUAN 2019

FEDERAL GOVERNMENT FINANCIAL STATEMENTS 2019





KERAJAAN MALAYSIA


# PENYATA KEWANGAN KERAJAAN PERSEKUTUAN

*FEDERAL GOVERNMENT  
FINANCIAL STATEMENTS*

# 2019

DITERBITKAN DENGAN PERINTAH





## **SURAT PENYAMPAIAN**

**YANG BERHORMAT  
SENATOR TENGKU DATO' SRI ZAFRUL BIN TENGKU ABDUL AZIZ  
MENTERI KEWANGAN**

**YB. Senator Tengku Dato' Sri,**

**Mengikut kehendak Seksyen 16 Akta Tatacara Kewangan 1957 [Akta 61], saya dengan hormatnya mengemukakan Penyata Kewangan Kerajaan Persekutuan bagi tahun berakhir 31 Disember 2019 yang telah diaudit untuk dibentang di Parlimen.**

**Dengan hormatnya dikemukakan,**

**Datuk Dr. Yacob bin Mustafa** C.A(M), FCPA(Aust), CPFA(UK)  
**Akauntan Negara Malaysia**

**16 Oktober 2020**

**“Tahun 2019 memperlihatkan JANM memperkemaskan sistem iGFMAS yang menjadi tunjang dalam perkhidmatan perakaunan dan kewangan. Melalui sistem iGFMAS ini, perkhidmatan perakaunan dan kewangan dapat diperkukuhkan dengan penerapan prinsip kecekapan, akauntabiliti dan ketelusan dalam segenap spektrum JANM.”**



**Datuk Dr. Yacob bin Mustafa**  
C.A(M), FCPA (Aust), CPFA (UK)  
Akauntan Negara Malaysia

***“Excellent Accounting @ Your Service”***

# PENGHARGAAN

## *BismillahirRahmanirRahim*

Assalamualaikum warahmatullahi wabarakatuh dan Salam Sejahtera

Setinggi-tinggi penghargaan dan ucapan terima kasih saya ucapkan kepada semua penjawat awam, khususnya kepada pihak pengurusan dan semua pegawai perkhidmatan perakaunan di Kementerian, Jabatan, Negeri dan Cawangan di atas sumbangan, dedikasi dan komitmen yang telah diberikan kepada Jabatan Akauntan Negara Malaysia (JANM) sama ada secara langsung atau tidak langsung dalam penyediaan Penyata Kewangan Kerajaan Persekutuan 2019.

Alhamdulillah, syukur ke hadrat Allah S.W.T atas limpah rahmat dan izin-Nya, Penyata Kewangan Kerajaan Persekutuan Tahun 2019 telah sempurna ditandatangani oleh YBhg. Tan Sri Ahmad Badri bin Mohd Zahir, Ketua Setiausaha Perbendaharaan pada 9 Mac 2020 dan diserahkan kepada Ketua Audit Negara bersama Kertas Kerja Sokongan pada 17 Mac 2020. Syabas dan tahniah saya ucapkan kepada semua pihak yang terlibat dalam penyediaan dan pengauditan Penyata Kewangan Kerajaan Persekutuan Tahun 2019. Kejayaan ini adalah hasil daripada sikap dedikasi, kesetiaan, integriti, mesra pelanggan, profesionalisme dan semangat kerja berpasukan semua pihak. Semoga momentum kecemerlangan ini akan terus konsisten dan berkekalan bagi tahun-tahun yang akan datang.

Tahun 2019 memperlihatkan JANM memperkemaskan sistem iGFMAS yang menjadi tunjang dalam perkhidmatan perakaunan dan kewangan. Melalui sistem iGFMAS ini, perkhidmatan perakaunan dan kewangan dapat diperkukuhkan dengan penerapan prinsip kecekapan, akauntabiliti dan ketelusan dalam segenap spektrum JANM.

Laporan Ketua Audit Negara telah mengesahkan bahawa Penyata Kewangan Kerajaan Persekutuan 2019 menunjukkan gambaran yang benar dan saksama. Sehubungan dengan itu, saya ingin menekankan kepada semua warga perakaunan untuk terus giat berusaha bagi menambah baik perkhidmatan perakaunan serta pelaporan selaras dengan keperluan perakaunan akruan di masa hadapan. Ini adalah untuk memastikan kecekapan, ketelusan dan akauntabiliti dalam tadbir urus (*governance*) serta penyampaian perkhidmatan awam yang berkualiti dapat direalisasikan.

Akhir kata, saya berharap semua warga perakaunan akan terus komited dalam usaha menjayakan transformasi ke arah pelaksanaan penuh perakaunan akruan yang seterusnya dapat meletakkan Malaysia setanding dengan negara maju khususnya dalam konteks pengurusan fiskal serta pelaporan penyata kewangan berkualiti tinggi dan dapat memenuhi ekspektasi pelanggan.



# PENYATA KEWANGAN KERAJAAN PERSEKUTUAN 2019

**P**enyata Kewangan Kerajaan Persekutuan 2019 disediakan oleh Akauntan Negara Malaysia mengikut kehendak Seksyen 16(1) Akta Tatacara Kewangan 1957 [Akta 61] dan diaudit oleh Ketua Audit Negara sebelum dibentang di Parlimen mengikut kehendak Seksyen 16(2) Akta yang sama.

Penyediaan Penyata Kewangan Kerajaan Persekutuan adalah untuk menunjukkan kedudukan kewangan, aliran wang tunai dan prestasi kewangan. Penyata ini melaporkan transaksi kewangan berkaitan punca dan penggunaan sumber kewangan seperti yang telah diperuntukkan oleh Parlimen bagi tahun kewangan 2019.

Persembahan Penyata Kewangan Kerajaan Persekutuan adalah selaras dengan amalan terbaik bagi memudahkan pemahaman dan analisis oleh pengguna penyata kewangan. Penyata ini mengandungi Penyata Kedudukan Kewangan, Penyata Penerimaan dan Pembayaran Wang Tunai, Penyata Prestasi Kewangan dan Nota Kepada Penyata Kewangan serta Penyata Akaun Memorandum Aset dan Liabiliti.



# KANDUNGAN

## PENYATA KEWANGAN KERAJAAN PERSEKUTUAN

### TINJAUAN KEWANGAN KERAJAAN PERSEKUTUAN

Ringkasan Eksekutif 3

Laporan Akauntan Negara Malaysia 11

### PENYATA KEWANGAN

Sijil Ketua Audit Negara 34

Glosari Penyata Kewangan Kerajaan Persekutuan 39

Pernyataan Ketua Setiausaha Perbendaharaan dan Akauntan Negara Malaysia 40

Penyata Kedudukan Kewangan 41

Penyata Penerimaan dan Pembayaran Wang Tunai 42

Penyata Prestasi Kewangan 44

Penyata Akaun Memorandum 45

Nota Kepada Penyata Kewangan 46

### LAMPIRAN KEPADA NOTA

Lampiran 1  
Penyata Perbelanjaan Mengurus 65

Lampiran 2  
Penyata Perbelanjaan Pembangunan 164

Lampiran 3  
Penyata Akaun Memorandum Pinjaman dan Pendahuluan Boleh Dituntut 203

Lampiran 4  
Penyata Akaun Memorandum Pelaburan 209

Lampiran 5  
Penyata Akaun Memorandum Liabiliti - Hutang Persekutuan 215

Lampiran 6  
Penyata Akaun Memorandum Liabiliti - Inisiatif Pembiayaan Swasta 221

Lampiran 7  
Penyata Akaun Memorandum Liabiliti - Komitmen Jaminan 225

Lampiran 8  
Penyata Akaun Memorandum Liabiliti - Komitmen Pajakan Kewangan 229

Lampiran 9  
Penyata Akaun Memorandum Liabiliti - Komitmen Pampasan 233

Lampiran 10  
Penyata Akaun Memorandum Jaminan Berkanun 237

### LAMPIRAN

Perangkaan Kewangan Kerajaan Persekutuan 2010 - 2019 242

Carta Organisasi - Kementerian Kewangan Malaysia 246

Carta Organisasi - Jabatan Akauntan Negara Malaysia 248

Format PDF di [www.anm.gov.my](http://www.anm.gov.my)

JABATAN AKAUNTAN NEGARA MALAYSIA (JANM)

Aras 1-8, Kompleks Kementerian Kewangan, No. 1, Persiaran Perdana, Presint 2, 62594 Putrajaya. MALAYSIA

T: +603 8882 1000

F: +603 8889 5821



# RINGKASAN EKSEKUTIF

PENYATA KEWANGAN KERAJAAN PERSEKUTUAN

• 2019





# RINGKASAN EKSEKUTIF

Secara keseluruhannya, kedudukan kewangan Kerajaan Persekutuan tahun 2019 kekal stabil walaupun beroperasi dalam persekitaran ekonomi yang mencabar. Bagi meningkatkan kedudukan kewangan ke tahap yang lebih cekap dan mapan, pelbagai inisiatif telah diambil oleh Kerajaan untuk mengoptimalkan perbelanjaan dan meningkatkan kutipan hasil di samping memantau rapi pengurusan hutang dan liabiliti negara.

Belanjawan 2019 telah menyediakan peruntukan sebanyak RM316.55 bilion (termasuk simpanan luar jangka berjumlah RM2.00 bilion) bagi melaksanakan strategi, program dan projek pembangunan yang ditumpukan untuk kesejahteraan rakyat, transformasi negara dan pembangunan ekonomi. Kutipan hasil Kerajaan Persekutuan pada tahun 2019 adalah sebanyak RM264.41 bilion berbanding unjuran berjumlah RM263.30 bilion manakala sejumlah RM317.51 bilion dibelanjakan bagi Perbelanjaan Mengurus dan Pembangunan berbanding anggaran dipinda berjumlah RM314.33 bilion. Sehubungan dengan itu, Kerajaan Persekutuan telah mengalami defisit sebanyak RM51.37 bilion iaitu 3.4% berbanding Keluaran Dalam Negara Kasar (2018:3.7%).

Pada tahun 2019, kedudukan Kumpulan Wang Disatukan mencatatkan peningkatan sebanyak RM6.32 bilion (11.94%) kepada RM59.23 bilion berbanding RM52.91 bilion pada tahun 2018. Wang Awam yang dipegang bagi Kumpulan Wang Disatukan pada tahun 2019 terdiri daripada Wang Tunai yang berjumlah RM20.50 bilion dan Pelaburan sebanyak RM38.73 bilion.

Aset Kerajaan Persekutuan tahun 2019 yang dilaporkan di Penyata Akaun Memorandum pula terdiri daripada Akaun Belum Terima yang berjumlah RM94.11 bilion dan Pelaburan berjumlah RM32.04 bilion. Manakala Liabiliti Kerajaan Persekutuan tahun 2019 terdiri daripada Hutang Persekutuan berjumlah RM793.00 bilion (dengan kos kewangan yang dikenakan sebanyak RM32.93 bilion, iaitu 12.45% daripada jumlah Perbelanjaan Mengurus), Liabiliti Inisiatif Pembiayaan Swasta berjumlah RM38.83 bilion, Liabiliti Komitmen Kewangan berjumlah RM247.46 bilion dan pelbagai liabiliti berjumlah RM0.84 bilion. Liabiliti Luar Jangka tahun 2019 yang dilaporkan merupakan Jaminan Berkanun berjumlah RM1,294.74 bilion. Jaminan Berkanun ini terdiri daripada Jaminan Pendeposit sebanyak RM1,019.36 bilion dan Jaminan Pinjaman sebanyak RM275.38 bilion.

Pada tahun 2019, baki Wang Tunai Kerajaan Persekutuan mencatatkan pengurangan sebanyak RM3.15 bilion (13.32%) kepada RM20.50 bilion berbanding RM23.65 bilion pada tahun sebelumnya. Terimaan tahun semasa adalah berjumlah RM408.41 bilion manakala bayaran pula adalah sebanyak RM411.56 bilion. Terimaan dalam tahun 2019 terdiri daripada kutipan hasil yang merupakan komponen utama terimaan berjumlah RM263.82 bilion (64.60%), pinjaman dan bantuan luar negeri berjumlah RM138.56 bilion (33.93%), terimaan modal berjumlah RM1.68 bilion (0.41%) dan terimaan amanah berjumlah RM4.35 bilion (1.06%). Bayaran dalam tahun 2019 terdiri daripada Perbelanjaan Mengurus yang merupakan komponen utama bayaran berjumlah RM224.78 bilion (54.62%), RM54.17 bilion (13.16%) untuk Perbelanjaan Pembangunan, RM83.05 bilion (20.18%) untuk pembayaran balik pinjaman dan bantuan luar negeri, RM9.47 bilion (2.30%) untuk perbelanjaan modal dan RM40.09 bilion (9.74%) untuk perbelanjaan amanah.

# SOROTAN BAGI TAHUN 2019



13.54%  
HASIL  
**2019:** RM264.41B  
**2018:** RM232.88B



14.02%  
BELANJA MENGURUS  
**2019:** RM263.34B  
**2018:** RM230.96B



(3.44%)  
BELANJA PEMBANGUNAN  
**2019:** RM54.17B  
**2018:** RM56.10B



11.94%  
WANG AWAM  
**2019:** RM59.23B  
**2018:** RM52.91B



20.41%  
AKAUN AMANAH DISATUKAN  
**2019:** RM31.09B  
**2018:** RM25.82B



(0.30%)  
KADAR DEFISIT KEPADA KDNK  
**2019:** 3.40%  
**2018:** 3.70%

# SOROTAN BAGI TAHUN 2019



3.16%  
PELABURAN  
**2019:** RM32.04B  
**2018:** RM31.06B



(0.24%)  
PINJAMAN DAN  
PENDAHULUAN BOLEH  
DITUNTUT  
**2019:** RM57.66B  
**2018:** RM57.80B



6.91%  
JAMINAN BERKANUN  
**2019:** RM1,294.74B  
**2018:** RM1,211.06B



25.56%  
PELBAGAI AKAUN BELUM  
TERIMA  
**2019:** RM36.45B  
**2018:** RM29.03B



7.01%  
HUTANG PERSEKUTUAN  
**2019:** RM793.00B  
**2018:** RM741.05B

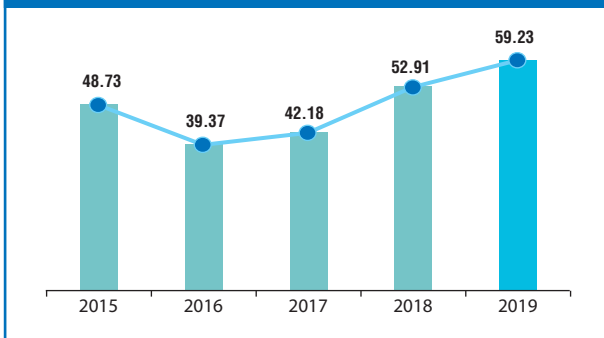


0.70%  
NISBAH KADAR HUTANG  
KEPADA KDNK  
**2019:** 52.50%  
**2018:** 51.80%

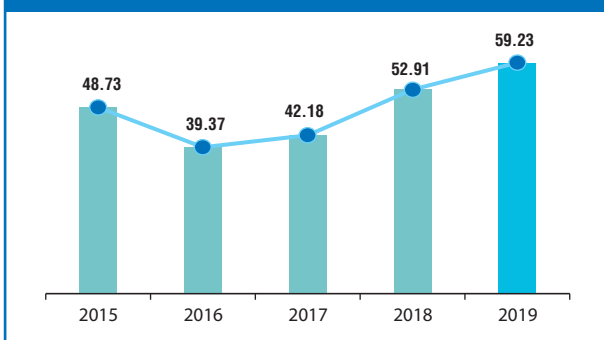


## DATA KEWANGAN KERAJAAN PERSEKUTUAN 2015 HINGGA 2019

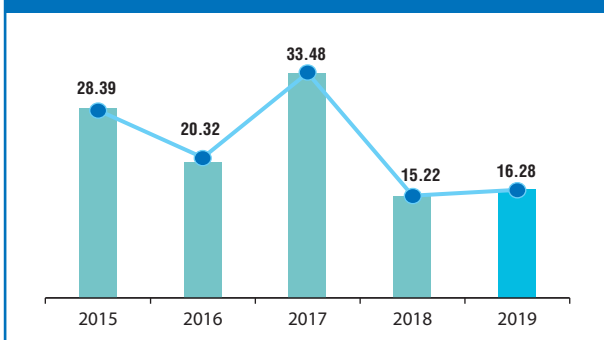
Rajah 1. Kumpulan Wang Disatukan (RM bilion)



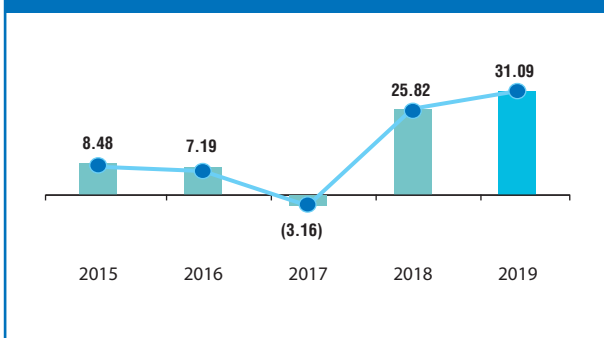
Rajah 2. Wang Awam (RM bilion)



Rajah 3. Akaun Pinjaman Disatukan (RM bilion)

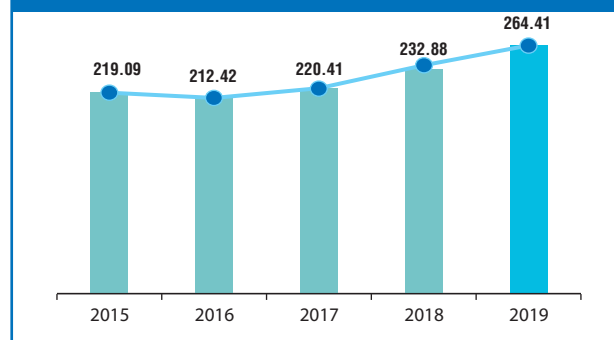


Rajah 4. Akaun Amanah Disatukan (RM bilion)

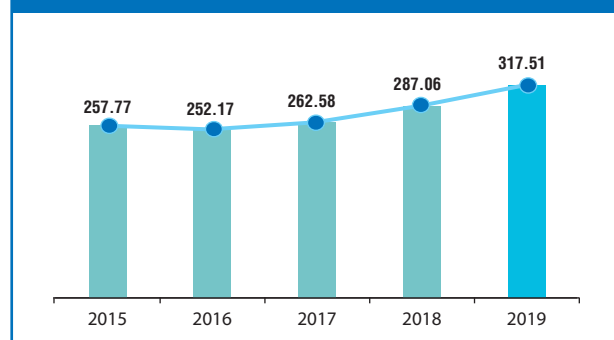


Kedudukan kewangan Kerajaan Persekutuan menunjukkan arah aliran peningkatan dengan pertambahan sebanyak 22% telah dicatatkan dalam Kumpulan Wang Disatukan seperti pada 31 Disember 2019 berbanding tahun kewangan 2015. Namun begitu, prestasi kewangan Kerajaan Persekutuan dilihat kekal mencatatkan kurangan (defisit) sepanjang tempoh kewangan 2015 hingga 2019. Walaupun berlaku peningkatan sebanyak 21% bagi akaun hasil, peningkatan dalam akaun perbelanjaan adalah lebih besar iaitu sebanyak 23%. Amaun perbelanjaan yang melebihi hasil bagi lima (5) tahun kewangan berturut-turut menjadi antara faktor penyumbang kepada defisit Negara. Defisit mencatatkan corak kenaikan dan penurunan sepanjang tempoh kewangan lima (5) tahun. Pada tahun kewangan 2019, defisit mencatatkan penurunan sebanyak 0.3% berbanding tahun kewangan 2018 disebabkan pengurusan fiskal yang lebih kukuh.

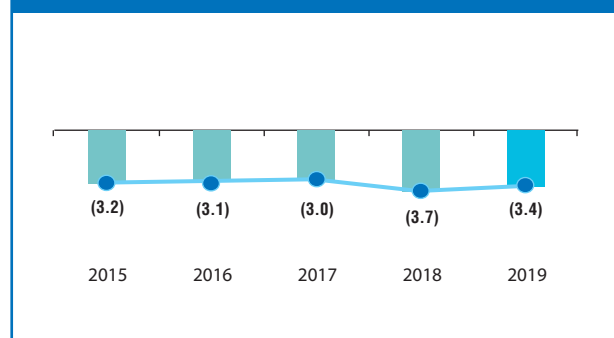
Rajah 5. Hasil (RM bilion)



Rajah 6. Perbelanjaan (RM bilion)

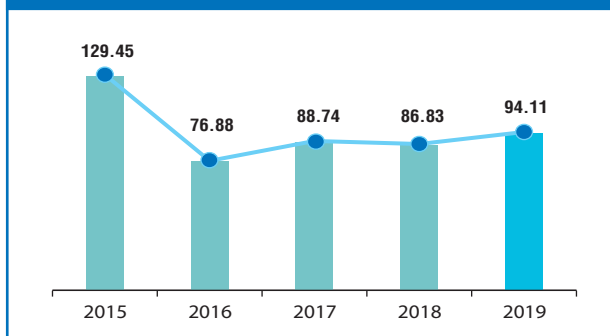


Rajah 7. Defisit (%)

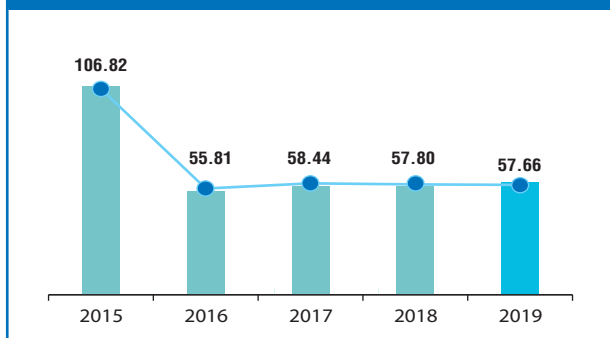


## DATA PENYATA AKAUN MEMORANDUM KERAJAAN PERSEKUTUAN 2015 HINGGA 2019

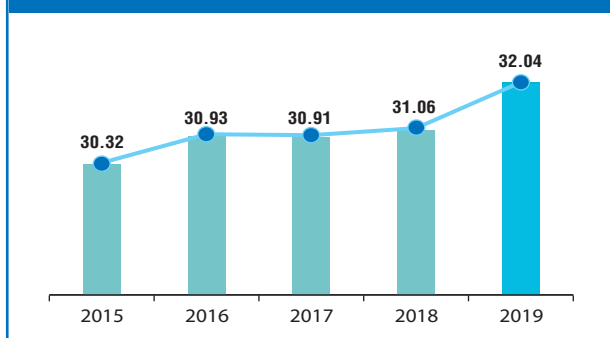
Rajah 8. Akaun Belum Terima (RM bilion)



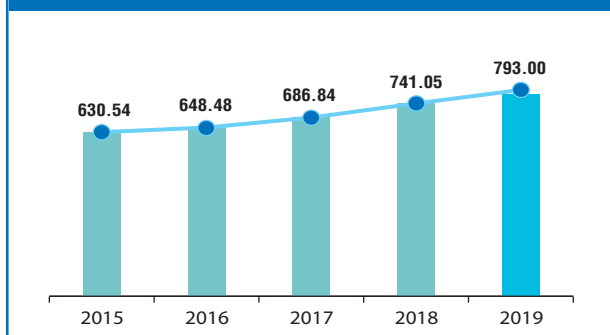
Rajah 9. Pinjaman Dan Pendahuluan Boleh Dituntut (RM bilion)



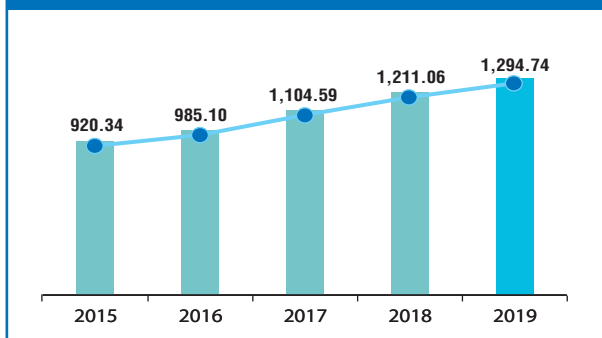
Rajah 10. Pelaburan (RM bilion)



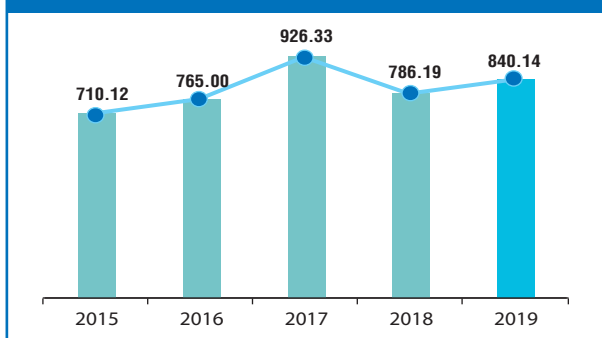
Rajah 11. Hutang Persekutuan (RM bilion)



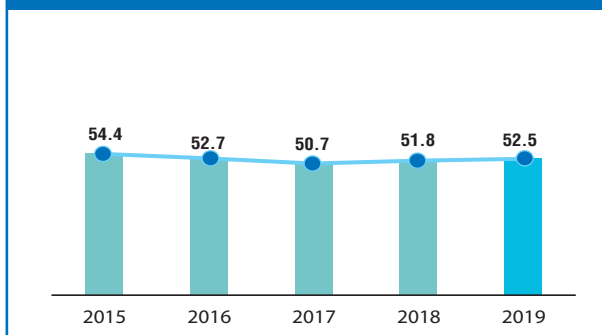
Rajah 12. Jaminan Berkanun (RM bilion)



Rajah 13. Pelbagai Liabiliti (RM juta)



Rajah 14. Nisbah Hutang Persekutuan kepada KDNK (%)



Aset kewangan Kerajaan Persekutuan seperti pada 31 Disember bagi tahun kewangan 2015 hingga 2019 menunjukkan kenaikan dan penurunan. Secara keseluruhan, Akaun Belum Terima seperti pada 31 Disember 2019 menunjukkan penurunan sebanyak 27% sepanjang tempoh lima (5) tahun selaras dengan arah aliran penurunan sebanyak 46% dalam Pinjaman dan Pendahuluan Boleh Dituntut. Penurunan ini antaranya disebabkan oleh terimaan balik pinjaman dan pendahuluan serta klasifikasi semula item. Pelaburan melalui pegangan ekuiti pula tidak mencatatkan perubahan yang ketara, hanya sebanyak 6% peningkatan sepanjang tempoh kewangan 2015 hingga 2019. Namun begitu, liabiliti Kerajaan menunjukkan arah aliran peningkatan sepanjang tempoh lima (5) tahun kewangan iaitu peningkatan sebanyak 26% bagi hutang persekutuan, 41% bagi jaminan berkanun dan 18% bagi pelbagai liabiliti. Nisbah Hutang Kepada KDNK pula dilihat mencatatkan penurunan pada tahun 2015 hingga 2017 dan seterusnya berlaku peningkatan pada tahun 2018 hingga 2019.

# LAPORAN AKAUNTAN NEGARA MALAYSIA

PENYATA KEWANGAN KERAJAAN PERSEKUTUAN

• 2019





# LAPORAN AKAUNTAN NEGARA MALAYSIA

## GAMBARAN KESELURUHAN KEWANGAN KERAJAAN PERSEKUTUAN

**K**edudukan kewangan Kerajaan Persekutuan pada tahun 2019 secara keseluruhannya mencatatkan prestasi yang stabil dan kekal kukuh berikutan peningkatan hasil berbanding tahun sebelumnya dan pelaksanaan perbelanjaan berhemat. Kerajaan sentiasa konsisten memperkenalkan langkah dan inisiatif fiskal bagi mengukuhkan kewangan awam, mempelbagaikan sumber ekonomi dan meningkatkan kesejahteraan rakyat.

Belanjawan 2019 telah diluluskan oleh Parlimen pada Disember 2018 dengan peruntukan sebanyak RM316.55 bilion bagi melaksanakan semua langkah, program dan projek pembangunan yang menumpukan kepada kesejahteraan rakyat, transformasi negara dan pembangunan ekonomi. Pecahan peruntukan dan perbelanjaan sebenar adalah seperti di **Jadual 1**.

**Jadual 1 : Peruntukan Asal, Dipinda Dan Perbelanjaan Sebenar Bagi Tahun 2019**

Perbelanjaan	Peruntukan		Sebenar RM Bilion	Prestasi Perbelanjaan %
	Asal RM Bilion	Dipinda RM Bilion		
<b>Mengurus</b>	<b>259.85</b>	<b>260.55</b>	<b>263.34</b>	<b>101.07%</b>
-Tanggungjawab	-	65.46	64.08	97.89%
-Bekalan	-	195.09	199.26	102.14%
<b>Pembangunan</b>	<b>56.70</b>	<b>53.78</b>	<b>54.17</b>	<b>100.73%</b>
<b>Jumlah Keseluruhan</b>	<b>316.55</b>	<b>314.33</b>	<b>317.51</b>	<b>101.01%</b>

Di bawah Perbelanjaan Mengurus, Kementerian Pendidikan, Peruntukan Kepada Kumpulan Wang Terkanun dan Perbelanjaan Kerana Hutang Negara mencatatkan perbelanjaan tertinggi dengan masing-masing berjumlah RM55.75 bilion (21.17%), RM38.82 bilion (14.74%) dan RM32.93 bilion (12.50%).

Jumlah Perbelanjaan Pembangunan bagi tahun 2019 adalah RM54.17 bilion dengan jumlah perbelanjaan cara langsung sebanyak RM52.06 bilion, manakala perbelanjaan cara pinjaman berjumlah RM2.11 bilion.

## IMBASAN DAN ANALISIS KEWANGAN KERAJAAN PERSEKUTUAN

Penyata Kewangan bagi tahun berakhir 31 Disember 2019 telah sempurna disedia dan dikemukakan kepada Ketua Audit Negara pada 17 Mac 2020. Ketua Audit Negara mengikut peruntukan Akta Audit 1957 [Akta 62] telah mengaudit Penyata Kewangan 2019 dan mengeluarkan Sijil Ketua Audit Negara pada 6 Oktober 2020.

Laporan Akauntan Negara disediakan berasaskan *Recommended Practice Guideline (RPG) 2 - Financial Statement Discussion and Analysis* yang dikeluarkan oleh *International Public Sector Accounting Standards Board (IPSASB)* yang meliputi analisis ke atas Penyata berikut:

- Penyata Kedudukan Kewangan;
- Penyata Penerimaan dan Pembayaran Wang Tunai; dan
- Penyata Akaun Memorandum.

## PENYATA KEDUDUKAN KEWANGAN

Penyata Kedudukan Kewangan Kerajaan Persekutuan menunjukkan jumlah Wang Awam yang terdiri daripada Wang Tunai dan Pelaburan yang dipegang bagi ketiga-tiga akaun Kumpulan Wang Disatukan iaitu Akaun Hasil Disatukan, Akaun Pinjaman Disatukan dan Akaun Amanah Disatukan. Selaras dengan asas perakaunan tunai ubahsuai yang digunakan oleh Kerajaan Persekutuan, hanya pelaburan daripada lebihan dana dan akaun amanah tertentu sahaja dilaporkan dalam Penyata Kedudukan Kewangan. Pelaburan lain dilaporkan di Penyata Akaun Memorandum dengan maklumat terperinci dinyatakan dalam Nota Kepada Penyata Kewangan.

## WANG AWAM

### Wang Tunai

Pengurusan wang tunai yang efisien adalah penting untuk memastikan semua perbelanjaan Kerajaan Persekutuan dapat dibiayai dengan kedudukan wang tunai yang kukuh. Lebihan wang tunai dilaburkan dalam simpanan tetap bagi tempoh tiga (3) bulan dan ke bawah untuk bagi memastikan lebihan wang menghasilkan pulangan serta mempunyai tahap kecairan yang mencukupi untuk menampung perbelanjaan harian.

Perbandingan kedudukan baki Wang Tunai Kerajaan Persekutuan bagi tahun 2019 dan 2018 adalah seperti di **Jadual 2**.

**Jadual 2 : Wang Tunai Kerajaan Persekutuan**

Perihal	2019	2018	Peningkatan/ (Penurunan)	
	RM Juta	RM Juta	RM Juta	%
Wang Tunai Dalam Bank	19,723	22,213	(2,490)	(11.21)
Wang Tunai Dalam Perjalanan	771	1,432	(661)	(46.16)
Wang Tunai Dalam Tangan	3	3	-	-
<b>Jumlah Keseluruhan</b>	<b>20,497</b>	<b>23,648</b>	<b>(3,151)</b>	<b>(13.32)</b>

Wang Tunai Dalam Bank terdiri daripada Akaun Semasa berjumlah RM5,529 juta (28.03%) dan Akaun Simpanan Tetap bagi tempoh tiga (3) bulan dan ke bawah berjumlah RM14,194 juta (71.97%).

Maklumat lanjut mengenai Wang Tunai boleh dirujuk kepada **Nota 3 – Nota Kepada Penyata Kewangan**.

### Pelaburan

Nilai Pelaburan Kerajaan Persekutuan yang dilaporkan merupakan pelaburan yang dibuat daripada lebihan dana Kumpulan Wang Disatukan. Butiran terperinci pelaburan mengikut jenis dan analisis perbandingan amaun bagi tahun 2019 dan 2018 adalah seperti di **Jadual 3**.

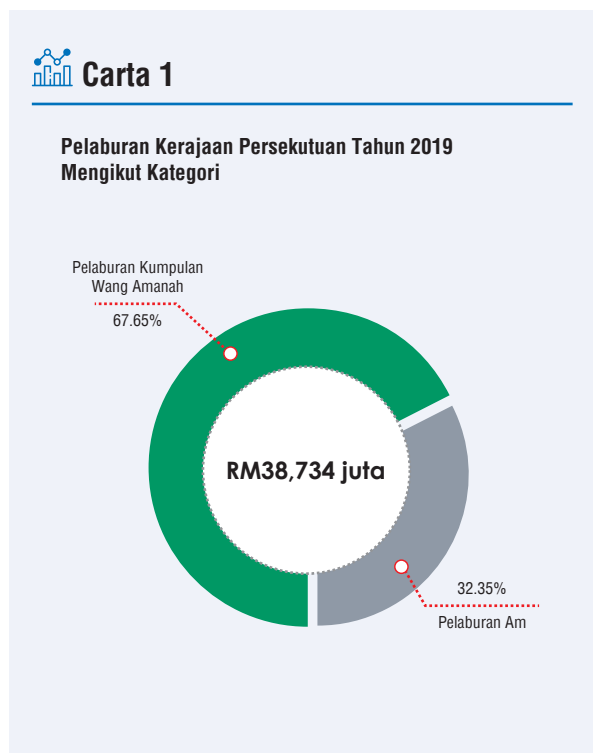
**Jadual 3 : Perbandingan Amaun Pelaburan Mengikut Jenis Pelaburan**

Jenis Pelaburan	Nilai Buku		Peningkatan / (Penurunan)	
	2019 RM Juta	2018 RM Juta	RM Juta	%
<b>Pelaburan Kumpulan Wang Amanah</b>				
Sekuriti Hutang Kerajaan Luar Negeri	4,158	1,172	2,986	254.78
Sekuriti Hutang Kerajaan Malaysia	1,974	2,125	(151)	(7.11)
Sekuriti Hutang Swasta Luar Negeri	3,295	3,958	(663)	(16.75)
Sekuriti Hutang Swasta Dalam Negeri	3,829	2,869	960	33.46
Sekuriti Tersiar Harga Luar Negeri	122	286	(164)	(57.34)
Sekuriti Tersiar Harga Dalam Negeri	2,221	2,015	206	10.22
Sekuriti Tidak Tersiar Harga Dalam Negeri	440	440	-	-
Deposit Jangka Pendek Dalam Negeri Melebihi 3 - 12 Bulan	10,164	8,672	1,492	17.20
Pelbagai	-	40	(40)	(100)
<b>Jumlah</b>	<b>26,203</b>	<b>21,577</b>	<b>4,626</b>	<b>21.44</b>
<b>Pelaburan Am</b>				
Sekuriti Tidak Tersiar Harga Dalam Negeri	6,718	6,718	-	-
Deposit Jangka Pendek Dalam Negeri Melebihi 3 – 12 Bulan	5,812	966	4,846	501.66
Pelbagai	1	1	-	-
<b>Jumlah</b>	<b>12,531</b>	<b>7,685</b>	<b>4,846</b>	<b>63.06</b>
<b>Jumlah Keseluruhan</b>	<b>38,734</b>	<b>29,262</b>	<b>9,472</b>	<b>32.37</b>

Peningkatan jumlah pelaburan sebanyak RM9,472 juta (32.37%) adalah disebabkan oleh pertambahan pelaburan di dalam Sekuriti Hutang Kerajaan Luar Negeri, Sekuriti Hutang Swasta Dalam Negeri dan Sekuriti Tersiar Harga Dalam Negeri bagi pelaburan Kumpulan Wang Amanah yang dibuat melalui Kumpulan Wang

Amanah Negara (KWAN). Peningkatan ini juga turut disebabkan oleh pertambahan pelaburan Deposit Jangka Pendek Dalam Negeri Melebihi 3 - 12 Bulan bagi pelaburan Kumpulan Wang Amanah dan pelaburan Am. Walau bagaimanapun, terdapat penurunan pelaburan di dalam Sekuriti Hutang Kerajaan Malaysia, Sekuriti Hutang Swasta Luar Negeri, Sekuriti Tersiar Harga Luar Negeri dan Pelbagai pelaburan bagi Kumpulan Wang Amanah.

Pecahan pelaburan Kerajaan Persekutuan mengikut kategori bagi tahun 2019 adalah seperti di **Carta 1**.

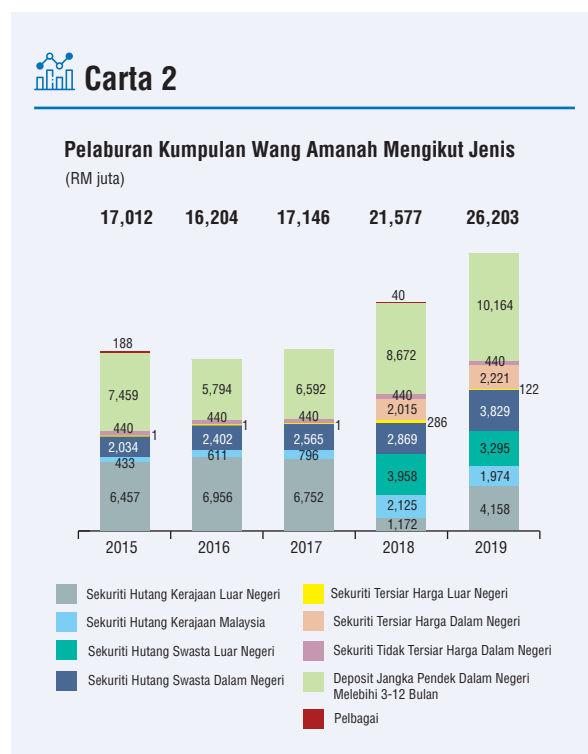


### Pelaburan Kumpulan Wang Amanah

Merujuk kepada **Jadual 3**, Pelaburan Kumpulan Wang Amanah pada tahun 2019 meningkat sebanyak RM4,626 juta (21.44%) kepada RM26,203 juta berbanding RM21,577 juta pada tahun 2018. Peningkatan ini disumbangkan oleh kenaikan amaun pelaburan dalam Sekuriti Hutang Kerajaan Luar Negeri, Sekuriti Hutang Swasta Dalam Negeri, Sekuriti Tersiar Harga Dalam Negeri dan Deposit Jangka Pendek Dalam Negeri Melebihi 3 - 12 Bulan. Manakala pelaburan yang mengalami

penurunan pada tahun 2019 adalah Sekuriti Hutang Kerajaan Malaysia, Sekuriti Hutang Swasta Luar Negeri, Sekuriti Tersiar Harga Luar Negeri dan Pelbagai pelaburan. Pelaburan Sekuriti Tidak Tersiar Harga Dalam Negeri tidak mencatatkan perubahan pada tahun 2019 berbanding tahun 2018.

**Carta 2** menunjukkan Pelaburan Kumpulan Wang Amanah mengikut jenis bagi tempoh lima (5) tahun.

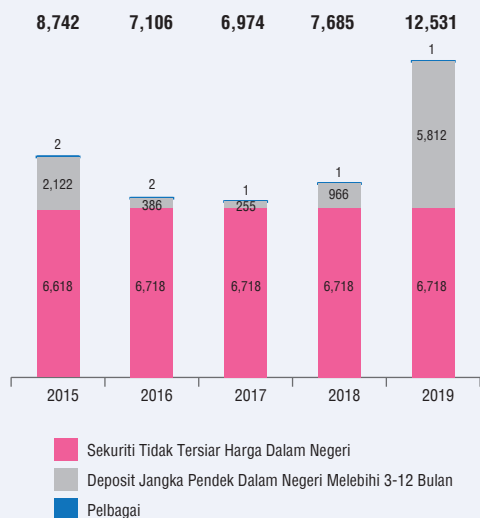


### Pelaburan Am

Secara keseluruhannya, jumlah Pelaburan Am pada tahun 2019 meningkat sebanyak RM4,846 juta (63.06%) kepada RM12,531 juta berbanding RM7,685 juta pada tahun 2018. Peningkatan ini disebabkan oleh pertambahan pelaburan yang tinggi dalam Deposit Jangka Pendek Dalam Negeri Melebihi 3 - 12 Bulan. Tiada perubahan dicatatkan bagi pelaburan Sekuriti Tidak Tersiar Harga Dalam Negeri dan Pelbagai pelaburan pada tahun 2019 berbanding tahun 2018.

**Carta 3** menunjukkan Pelaburan Am mengikut jenis bagi tempoh lima (5) tahun.

Carta 3

Pelaburan Am Mengikut Jenis  
(RM juta)

Maklumat lanjut boleh dirujuk kepada **Nota 4 – Nota Kepada Penyata Kewangan.**

## AKAUN HASIL DISATUKAN

## Hasil

Anggaran hasil disemak Kerajaan Persekutuan bagi tahun 2019 yang berjumlah RM263,300 juta adalah lebih tinggi sebanyak RM1,486 juta (0.57%) berbanding anggaran asal yang berjumlah RM261,814 juta. Hasil sebenar Kerajaan Persekutuan tahun 2019 adalah 100.42% berbanding anggaran disemak. Perbandingan prestasi Hasil Kerajaan Persekutuan bagi tahun 2019 dan 2018 mengikut jenis adalah seperti di **Jadual 4**.

Hasil Kerajaan Persekutuan tahun 2019 meningkat sebanyak RM31,532 juta (13.54%) kepada RM264,415 juta berbanding kutipan tahun 2018 yang berjumlah RM232,883 juta. Peningkatan hasil ini disumbangkan terutamanya oleh kutipan Hasil Bukan Cukai. Hasil Cukai kekal sebagai penyumbang utama kepada jumlah hasil keseluruhan sebanyak 68.29%.

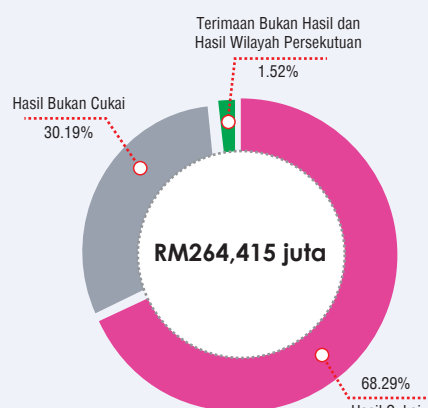
Jadual 4 : Prestasi Hasil Kerajaan Persekutuan

Hasil	Komposisi 2019	2019	2018	Peningkatan/ (Penurunan)	
	%	RM Juta	RM Juta	RM Juta	%
Hasil Cukai	68.29	180,566	174,061	6,505	3.74
Hasil Bukan Cukai	30.19	79,825	51,118	28,707	56.16
Terimaan Bukan Hasil	1.25	3,292	6,213	(2,921)	(47.01)
Hasil Wilayah Persekutuan	0.27	732	1,491	(759)	(50.91)
<b>Jumlah Keseluruhan</b>	<b>100</b>	<b>264,415</b>	<b>232,883</b>	<b>31,532</b>	<b>13.54</b>

**Carta 4** menunjukkan pecahan Hasil Kerajaan Persekutuan bagi tahun 2019.

Carta 4

## Pecahan Hasil Kerajaan Persekutuan Tahun 2019



Bagi **Hasil Cukai**, cukai langsung kekal sebagai penyumbang utama hasil keseluruhan dengan jumlah kutipan sebanyak RM134,723 juta (50.95%). Komponen utama cukai langsung terdiri daripada cukai pendapatan syarikat, cukai pendapatan individu dan cukai pendapatan petroleum.

Bagi komponen **Hasil Cukai Langsung**, kutipan cukai pendapatan syarikat menurun sebanyak RM2,723 juta (4.10%) kepada RM63,751 juta berbanding RM66,474 juta bagi kutipan tahun 2018. Kutipan cukai pendapatan individu pula

meningkat sebanyak RM6,075 juta (18.63%) kepada RM38,680 juta berbanding kutipan tahun 2018 yang berjumlah RM32,605 juta. Peningkatan kutipan cukai individu yang lebih tinggi adalah didorong oleh pengisytiharan pendapatan individu yang tidak dilaporkan secara sukarela oleh sekitar 270,000 peserta melalui Program Khas Pengakuan Sukarela yang dilaksanakan oleh Lembaga Hasil Dalam Negeri di samping pertumbuhan berterusan gaji. Kutipan cukai pendapatan petroleum tahun 2019 pula adalah berjumlah RM20,782 juta, meningkat sedikit iaitu RM700 juta (3.49%) melebihi kutipan tahun 2018 yang berjumlah RM20,082 juta.

Bagi komponen cukai langsung yang lain, kutipan duti setem mencatatkan peningkatan sebanyak RM289 juta (4.88%) kepada RM6,213 juta berbanding RM5,924 juta pada tahun sebelumnya. Cukai Keuntungan Harta Tanah (CKHT) juga meningkat sebanyak RM333 juta (22.70%) kepada RM1,800 juta berbanding RM1,467 juta pada tahun 2018. Peningkatan kedua-dua jenis cukai ini menunjukkan terdapat keuntungan yang tinggi daripada pasaran harta tanah pada tahun 2019.

**Hasil Cukai Tidak Langsung** tahun 2019 berjumlah RM45,843 juta, meningkat secara marginal iaitu RM1,817 juta (4.13%) berbanding kutipan tahun 2018 yang berjumlah RM44,026 juta, disumbangkan oleh peningkatan kutipan Cukai Jualan dan Cukai Perkhidmatan (SST).

Kutipan duti eksport tahun 2019 yang berjumlah RM1,126 juta menurun sebanyak RM599 juta (34.72%) berbanding kutipan tahun 2018 yang berjumlah RM1,725 juta disebabkan oleh purata tahunan harga minyak mentah dunia yang lebih rendah pada tahun 2019. Di samping itu, kutipan duti import juga menurun sebanyak RM164 juta (5.66%) kepada RM2,733 juta berbanding kutipan tahun 2018 yang berjumlah RM2,897 juta. Kutipan duti eksais turut menurun sebanyak RM268 juta (2.49%) kepada RM10,511 juta berbanding kutipan tahun 2018 yang berjumlah RM10,779 juta susulan permintaan kenderaan *complete-built-up* (CBU) dan rokok yang lebih perlahan. Walau bagaimanapun, kutipan levi meningkat sebanyak RM56 juta (49.56%) kepada RM169 juta pada tahun 2019 berbanding RM113 juta pada tahun 2018.

**Hasil Bukan Cukai** tahun 2019 mencatatkan peningkatan yang ketara iaitu sebanyak RM28,707 juta (56.16%) kepada RM79,825 juta berbanding RM51,118 juta pada tahun 2018. Peningkatan ini terutamanya disebabkan oleh pertambahan terimaan faedah dan pulangan daripada pelaburan sebanyak RM28,169 juta (88.33%) kepada RM60,058 juta berbanding RM31,889 juta pada tahun 2018. Peningkatan terimaan faedah dan pulangan daripada pelaburan yang ketara disumbangkan oleh dividen daripada PETRONAS sebanyak RM28 bilion kepada RM54 bilion berbanding RM26 bilion pada tahun 2018. Keseluruhan dividen PETRONAS pada tahun 2019 yang berjumlah RM54 bilion adalah termasuk dividen khas berjumlah RM30 bilion yang diperuntukkan oleh Kerajaan Persekutuan bagi membiayai sebahagian bayaran balik cukai pendapatan dan Cukai Barangan dan Perkhidmatan (GST) yang berjumlah RM37 bilion.

Hasil daripada lesen, bayaran pendaftaran dan permit tahun 2019 juga mencatatkan kutipan yang lebih tinggi iaitu RM472 juta (3.36%) kepada RM14,499 juta berbanding RM14,027 juta pada tahun 2018. Peningkatan ini terutamanya disumbangkan oleh terimaan royalti petroleum berjumlah RM5,788 juta yang dikutip pada tahun 2019 berbanding RM5,184 juta yang dikutip pada tahun sebelumnya yang melibatkan pertambahan sebanyak RM604 juta (11.65%). Pendapatan daripada aktiviti carigali minyak dan gas *Malaysia - Thailand Joint Authority* (MTJA) juga meningkat sebanyak RM106 juta (6.69%) kepada RM1,690 juta berbanding RM1,584 juta pada tahun 2018. Walau bagaimanapun, perolehan daripada jualan barang-barang pula menurun sebanyak RM74 juta (47.13%) kepada RM83 juta berbanding RM157 juta pada tahun 2018.

**Terimaan Bukan Hasil** bagi tahun 2019 menurun sebanyak RM2,921 juta (47.01%) kepada RM3,292 juta berbanding RM6,213 juta pada tahun 2018. Pengurangan yang ketara ini adalah disebabkan oleh tiada sumbangan daripada Kumpulan Wang Amanah Pecen Diperbadankan (KWAP) dalam tahun 2019 berbanding sumbangan RM4.5 bilion yang diterima pada tahun sebelumnya.

**Hasil Wilayah Persekutuan** pula menurun RM760 juta (50.97%) kepada RM731 juta berbanding RM1,491 juta pada tahun 2018 berikutan pengurangan kutipan premium dan cukai tanah.

**Carta 5** menunjukkan perbandingan jumlah Hasil Kerajaan Persekutuan mengikut jenis bagi tempoh lima (5) tahun.



Maklumat lanjut boleh dirujuk kepada **Nota 5(a) – Nota Kepada Penyata Kewangan.**

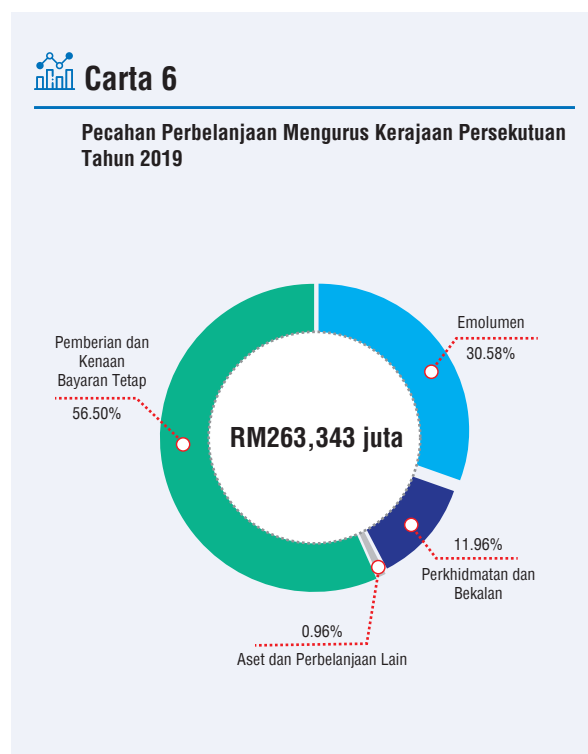
**Perbelanjaan Mengurus**

Anggaran dipinda Perbelanjaan Mengurus Kerajaan Persekutuan tahun 2019 berjumlah RM260,547 juta, meningkat sebanyak RM697 juta (0.27%) berbanding anggaran asal berjumlah RM259,850 juta. Prestasi Perbelanjaan Mengurus Kerajaan Persekutuan tahun 2019 adalah 101.48% atau berjumlah RM264,415 juta (termasuk pindahan sejumlah RM1,072 juta kepada Kumpulan Wang Pembangunan) berbanding anggaran dipinda. Anggaran dipinda adalah lebih tinggi berbanding anggaran asal berikutan semakan semula inisiatif Belanjawan 2019 dan penyusunan semula program sedia ada berdasarkan keutamaan dan keperluan.

Perbelanjaan Mengurus 2019 adalah berjumlah RM263,343 juta (tidak termasuk pindahan sejumlah RM1,072 juta kepada Kumpulan Wang Pembangunan). Perbelanjaan ini meningkat sebanyak RM32,382 juta (14.02%) berbanding RM230,961 juta pada tahun 2018. Sebahagian besar perbelanjaan adalah untuk menampung perbelanjaan di bawah pemberian dan kenaaan

bayaran tetap iaitu subsidi, pemberian kepada Kerajaan Negeri dan Badan Berkanun, bayaran hutang negara, pencen dan elaun, emolumen iaitu gaji dan elaun anggota perkhidmatan awam serta perbelanjaan perkhidmatan dan bekalan termasuk penyelenggaraan, sewaan dan kos operasi lain.

**Carta 6** menunjukkan pecahan Perbelanjaan Mengurus mengikut jenis bagi tahun 2019.



Perbelanjaan Tanggungan berjumlah RM64,080 juta iaitu 24.33% daripada jumlah Perbelanjaan Mengurus 2019. Sebahagian besar Perbelanjaan Tanggungan ini terdiri daripada Perbelanjaan Kerana Hutang Negara iaitu sebanyak RM32,933 juta yang merupakan 51.39% daripada jumlah Perbelanjaan Tanggungan.

Perbelanjaan Bekalan berjumlah RM199,263 juta merupakan 75.67% daripada Perbelanjaan Mengurus 2019. Kementerian Pendidikan kekal mencatat perbelanjaan tertinggi iaitu RM55,752 juta (27.98%) dan diikuti Kementerian Kesihatan yang berjumlah RM27,678 juta (13.89%).

**Jadual 5** Menunjukkan analisis komposisi Perbelanjaan Mengurus Tahun 2019 mengikut penjenisan.

**Jadual 5 : Analisis Komposisi Perbelanjaan Mengurus Tahun 2019 Mengikut Penjenisan**

Mengurus	Komposisi 2019	2019	2018	Peningkatan/ (Penurunan)	
	%	RM Juta	RM Juta	RM Juta	%
Emolumen	30.58	80,534	79,989	545	0.68
Perkhidmatan dan Bekalan	11.96	31,507	35,283	(3,776)	(10.70)
Aset	0.29	770	448	322	71.88
Pemberian dan Kenaan Bayaran Tetap	56.50	148,777	114,144	34,633	30.34
Perbelanjaan Lain	0.67	1,755	1,097	658	59.98
<b>Jumlah Keseluruhan</b>	<b>100</b>	<b>263,343</b>	<b>230,961</b>	<b>32,382</b>	<b>14.02</b>

Perbelanjaan **Emolumen** telah meningkat sebanyak RM545 juta (0.68%) kepada RM80,534 juta berbanding RM79,989 juta bagi tahun 2018. Kenaikan ini adalah disebabkan oleh pergerakan gaji tahunan, imbuhan tahunan dan pemberian khas.

Perbelanjaan **Perkhidmatan dan Bekalan** menurun sebanyak RM3,776 juta (10.70%) kepada RM31,507 juta berbanding RM35,283 juta pada tahun 2018. Perbelanjaan dalam kategori ini adalah untuk membiayai penyelenggaraan, sewaan, kerja-kerja pembaikan, perbelanjaan pengangkutan dan perjalanan, kos utiliti, perbelanjaan bekalan pejabat dan bahan mentah.

Perbelanjaan **Aset** yang berjumlah RM770 juta menunjukkan peningkatan sebanyak RM322 juta (71.88%) berbanding RM448 juta pada tahun 2018. Sebahagian besar daripada perbelanjaan adalah untuk pembelian peralatan, kerja-kerja pembaikan bangunan dan kemudahan serta pembelian kenderaan bagi jabatan kerajaan.

Perbelanjaan di bawah **Pemberian dan Kenaan Bayaran Tetap** berjumlah RM148,777 juta merupakan komponen Perbelanjaan Mengurus yang terbesar. Perbelanjaan ini meningkat sebanyak RM34,633 juta (30.34%) berbanding RM114,144 juta pada tahun 2018. Peningkatan yang ketara ini adalah disebabkan oleh bayaran balik cukai yang sebahagiannya dibiayai oleh dividen khas PETRONAS. Perbelanjaan pemberian lain adalah termasuk subsidi, bantuan dan insentif dan pemberian kepada Kerajaan Negeri dan Badan Berkanun berjumlah RM88,166 juta,

perbelanjaan bagi faedah, dividen dan kenaikan bayaran hutang negara berjumlah RM32,933 juta, bayaran pencen dan ganjaran berjumlah RM24,905 juta, bayaran bagi biasiswa, dermasiswa dan bantuan pelajaran yang berjumlah RM1,706 juta dan tuntutan insurans dan pampasan berjumlah RM167 juta.

**Perbelanjaan Lain** pula meningkat sebanyak RM658 juta (59.98%) kepada RM1,755 juta berbanding RM1,097 juta pada tahun 2018.

Analisis Perbelanjaan Mengurus mengikut sektor menunjukkan sektor sosial mencatatkan perbelanjaan yang tertinggi iaitu RM93,494 juta (35.50%). Perbandingan jumlah Perbelanjaan Mengurus Kerajaan Persekutuan 2019 dan 2018 mengikut sektor boleh dirujuk di **Jadual 6**.

**Jadual 6 : Perbandingan Jumlah Perbelanjaan Mengurus Kerajaan Persekutuan 2019 Mengikut Sektor**

Mengurus	Komposisi 2019	2019	2018	Peningkatan/ (Penurunan)	
	%	RM Juta	RM Juta	RM Juta	%
Ekonomi	5.93	15,605	14,064	1,541	10.96
Sosial	35.50	93,494	89,278	4,216	4.72
Keselamatan	8.90	23,429	27,215	(3,786)	(13.91)
Pentadbiran Am	6.42	16,901	19,314	(2,413)	(12.49)
Tanggungjawab Tertentu	22.24	58,580	55,103	3,477	6.31
Bayaran Pindahan	21.01	55,334	25,987	29,347	112.92
<b>Jumlah Keseluruhan</b>	<b>100</b>	<b>263,343</b>	<b>230,961</b>	<b>32,382</b>	<b>14.02</b>

Maklumat lanjut boleh dirujuk kepada **Nota 5(b) – Nota Kepada Penyata Kewangan** dan **Lampiran 1 : Penyata Perbelanjaan Mengurus**.

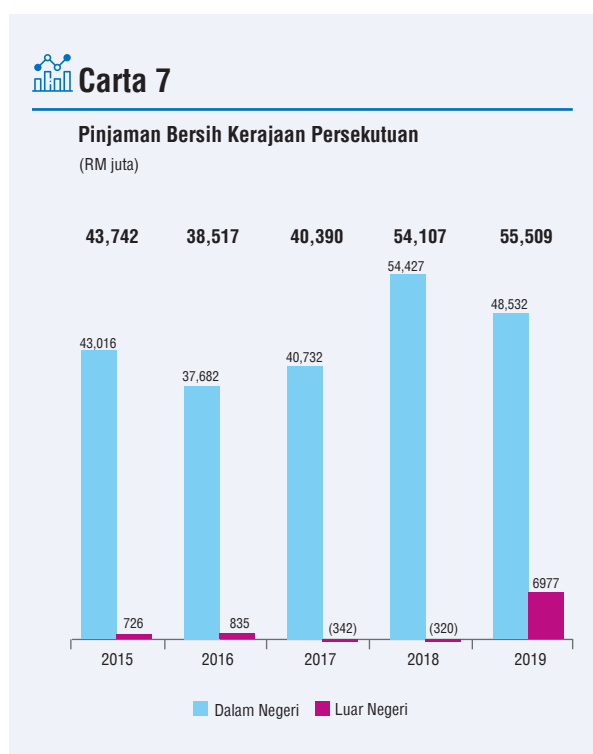
## AKAUN PINJAMAN DISATUKAN

Pada tahun 2019, Kerajaan Persekutuan masih terus memberi tumpuan kepada sumber domestik dalam membuat pinjaman bagi menampung aktiviti pembangunan yang telah direncanakan. **Jadual 7** menunjukkan analisis pinjaman yang telah dibuat di antara pinjaman dalam negeri dan pinjaman luar negeri bagi tahun 2019.

**Jadual 7 : Analisis Akaun Pinjaman Disatukan Bagi Tahun 2019**

Perihal	Pinjaman Komposisi		Bayaran Balik Komposisi		Jumlah Bersih Pinjaman
	RM Juta	(%)	RM Juta	(%)	
Dalam Negeri	131,255	94.73	(82,723)	99.61	48,532
Luar Negeri	7,304	5.27	(327)	0.39	6,977
<b>Jumlah Keseluruhan</b>	<b>138,559</b>	<b>100</b>	<b>(83,050)</b>	<b>100</b>	<b>55,509</b>

Perbandingan jumlah pinjaman bersih Kerajaan Persekutuan mengikut jenis bagi tempoh lima (5) tahun ditunjukkan di **Carta 7**.



### Pinjaman Dalam Negeri

Instrumen Pinjaman Dalam Negeri terdiri daripada terbitan sekuriti hutang seperti berikut:

- Bil Perbendaharaan – diterbitkan di bawah Akta Bil Perbendaharaan (Tempatan) 1946 [Akta 188];
- Bil Perbendaharaan Islamik – diterbitkan di bawah Akta Pendanaan Kerajaan 1983 [Akta 275];
- Terbitan Pelaburan Kerajaan – diterbitkan di bawah Akta Pendanaan Kerajaan 1983 [Akta 275];

- Sekuriti Kerajaan Malaysia – diterbitkan di bawah Akta Pinjaman (Tempatan) 1959 [Akta 637]; dan
- Sukuk – diterbitkan di bawah Akta Pendanaan Kerajaan 1983 [Akta 275].

Pada masa ini, jumlah siling bagi pinjaman dan terbitan seperti yang dinyatakan di atas adalah tidak melebihi 55% daripada Keluaran Dalam Negara Kasar (KDNK).

Pada tahun 2019, Pinjaman Dalam Negeri bersih adalah berjumlah RM48,532 juta, menurun sebanyak RM5,896 juta (10.83%) berbanding RM54,428 juta pada tahun sebelumnya. Maklumat lanjut berhubung pinjaman dalam negeri mengikut instrumen adalah seperti di **Jadual 8**.

**Jadual 8 : Pinjaman Dan Bayaran Balik Bagi Tahun 2019 Mengikut Instrumen**

Pinjaman Dalam Negeri	Pinjaman	Bayaran Balik	Jumlah Bersih Pinjaman/ (Bayaran Balik)
			RM Juta
Bil Perbendaharaan	11,777	(13,710)	(1,933)
Terbitan Pelaburan Kerajaan	60,012	(24,000)	36,012
Sekuriti Kerajaan Malaysia	59,466	(43,413)	16,053
Sukuk	-	(1,600)	(1,600)
<b>Jumlah Keseluruhan</b>	<b>131,255</b>	<b>(82,723)</b>	<b>48,532</b>

Instrumen Bil Perbendaharaan, Terbitan Pelaburan Kerajaan dan Sekuriti Kerajaan Malaysia yang telah diterbitkan turut digunakan bagi membiayai atau menebus instrumen masing-masing yang telah matang pada tahun 2019.

### Pinjaman dan Bantuan Luar Negeri

Kerajaan sentiasa memastikan pengurusan hutang yang berhemat dengan mengawal peningkatan hutang luar negeri bagi mengurangkan pendedahan terhadap risiko pertukaran mata wang asing. Instrumen Pinjaman dan Bantuan Luar Negeri terdiri daripada:

- Sukuk Luar Negeri – diterbitkan di bawah Akta Pinjaman Luar Negeri 1963 [Akta 403];
- Pinjaman Multilateral – tertakluk kepada beberapa akta antaranya:
  - Akta Pinjaman (Bank Pembangunan Islam) 1977 [Akta 187];

- ii. Akta Pinjaman (Bank Pembangunan Asia) 1968 [Akta 410];
- c) Pinjaman Bilateral – tertakluk kepada Akta Pinjaman Luar Negeri 1963 [Akta 403]; dan
- d) Bon Samurai - diterbitkan di bawah Akta Pinjaman Luar Negeri 1963 [Akta 403].

Pada tahun 2019, Kerajaan Persekutuan telah membuat pinjaman pasaran baru bagi pinjaman luar negeri berjumlah RM7,170 juta hasil terbitan Bon Samurai manakala bantuan luar negeri bagi pinjaman projek adalah berjumlah RM134 juta. Pinjaman projek ini dibuat melalui pengeluaran pinjaman projek sedia ada daripada sumber dua hala. Maklumat lanjut berhubung pinjaman dan bantuan luar negeri adalah seperti di **Jadual 9**.

**Jadual 9 : Pinjaman dan Bantuan Luar Negeri Bagi Tahun 2019 Mengikut Jenis**

Perihal	Pinjaman RM Juta	Bayaran Balik RM Juta	Jumlah Bersih Pinjaman/ (Bayaran Balik)	Komposisi RM Juta (%)
			RM Juta	
<b>Pinjaman Pasaran</b>	7,170	-	7,170	102.77
<b>Bantuan Luar Negeri</b>				
- Pinjaman Multilateral	-	(69)	(69)	(0.99)
- Pinjaman Bilateral	134	(258)	(124)	(1.78)
<b>Jumlah Keseluruhan</b>	<b>7,304</b>	<b>(327)</b>	<b>6,977</b>	<b>100</b>

Maklumat lanjut boleh dirujuk kepada **Nota 6 – Nota Kepada Penyata Kewangan**.

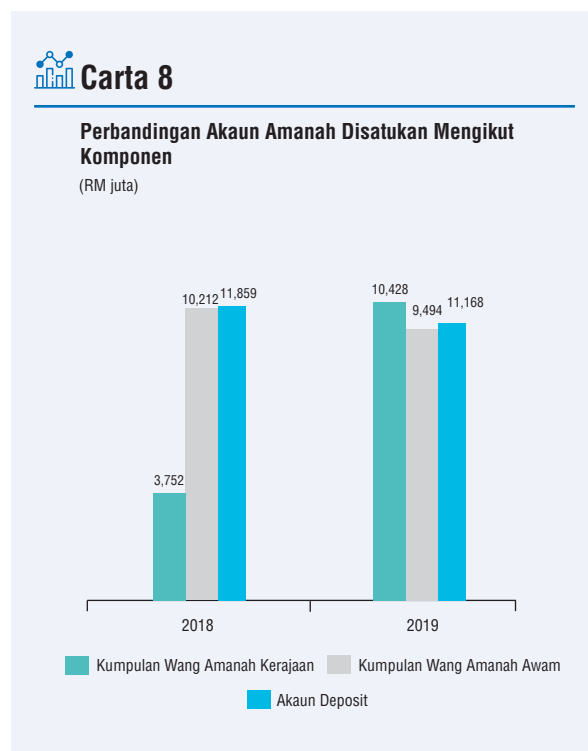
## AKAUN AMANAH DISATUKAN

Pada 31 Disember 2019, Akaun Amanah Disatukan menunjukkan baki berjumlah RM31,090 juta berbanding baki RM25,823 juta pada tahun 2018. Ini adalah disebabkan oleh peningkatan baki terkumpul Kumpulan Wang Amanah Kerajaan sebanyak RM6,676 juta (177.93%) kepada RM10,428 juta berbanding RM3,752 juta pada tahun 2018.

Peningkatan baki terkumpul Kumpulan Wang Amanah Kerajaan berkait rapat dengan pertambahan baki Kumpulan Wang Pembangunan sebanyak RM3,086 juta (11.11%) kepada baki

debit RM24,700 juta berbanding baki debit RM27,786 juta pada tahun 2018.

Carta perbandingan bagi tahun 2019 dan 2018 mengikut setiap komponen Akaun Amanah Disatukan adalah seperti di **Carta 8**.



Maklumat lanjut boleh dirujuk kepada **Nota 7 – Nota Kepada Penyata Kewangan**.

### Kumpulan Wang Amanah Kerajaan

Kumpulan Wang Amanah Kerajaan mengakaunkan terimaan daripada peruntukan kerajaan dan bayaran bagi maksud tertentu mengikut Seksyen 10, Akta Tatacara Kewangan 1957 [Akta 61].

Kumpulan Wang Amanah Kerajaan terdiri daripada Kumpulan Wang Pembangunan dan Pelbagai Kumpulan Wang Amanah Kerajaan.

### Kumpulan Wang Pembangunan

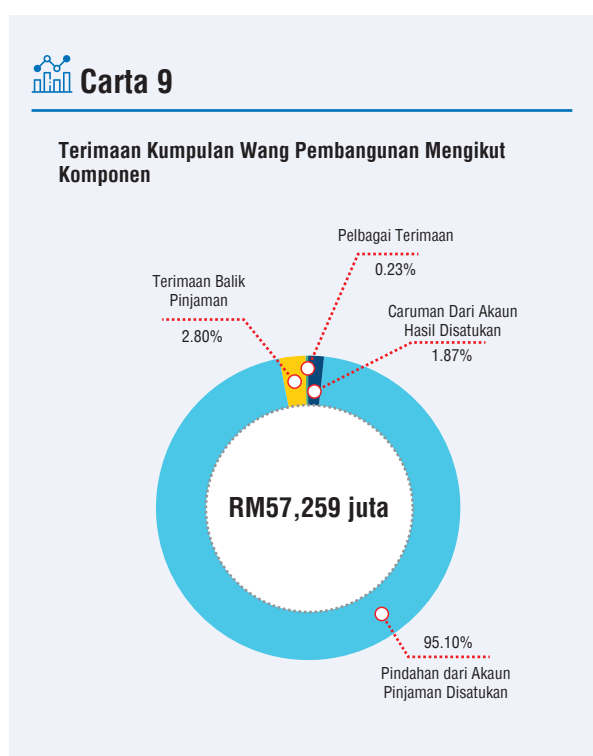
Kumpulan Wang Pembangunan merupakan Kumpulan Wang Amanah Kerajaan yang ditubuhkan mengikut Akta Kumpulan Wang Pembangunan 1966 [Akta 406] bagi tujuan pembangunan ekonomi negara.

Pada tahun 2019, defisit terkumpul Kumpulan Wang Pembangunan menunjukkan penurunan sebanyak RM3,086 juta (11.11%) kepada RM24,700 juta berbanding RM27,786 juta pada

tahun 2018. Terimaan tahun 2019 Kumpulan Wang Pembangunan berjumlah RM57,259 juta manakala Perbelanjaan Pembangunan berjumlah RM54,173 juta.

### Terimaan Kumpulan Wang Pembangunan

Terimaan Kumpulan Wang Pembangunan terdiri daripada caruman dari Akaun Hasil Disatukan, pindahan dari Akaun Pinjaman Disatukan, terimaan balik pinjaman dan pelbagai terimaan. Maklumat terimaan Kumpulan Wang Pembangunan bagi tahun 2019 adalah seperti di **Carta 9**.

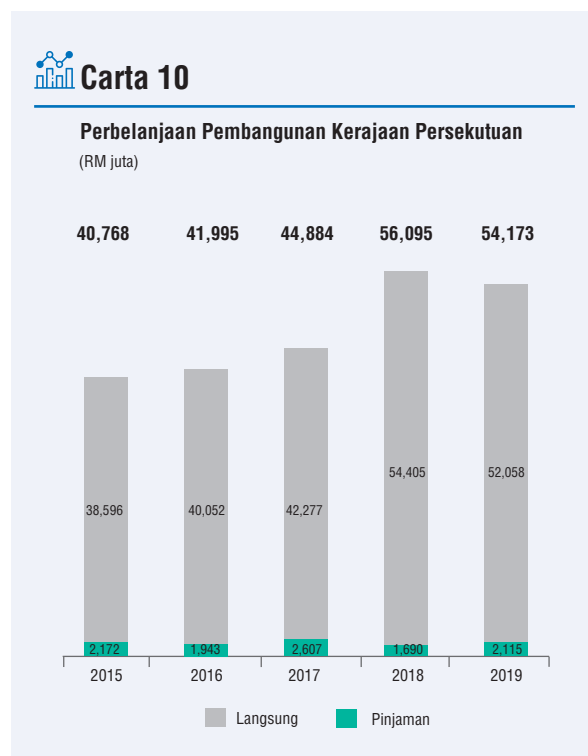


### Perbelanjaan Pembangunan

Anggaran dipinda Perbelanjaan Pembangunan Kerajaan Persekutuan pada tahun 2019 dilaporkan berjumlah RM53,778 juta iaitu RM2,922 juta (5.15%) lebih rendah berbanding anggaran asal berjumlah RM56,700 juta (termasuk peruntukan simpanan luar jangka berjumlah RM2 bilion).

Pada tahun 2019, Perbelanjaan Pembangunan berjumlah RM54,173 juta, menurun sebanyak RM1,922 juta (3.43%) berbanding RM56,095 juta pada tahun 2018. Daripada jumlah ini, perbelanjaan cara langsung adalah RM52,058 juta manakala perbelanjaan cara pinjaman berjumlah RM2,115 juta.

**Carta 10** menunjukkan perbandingan jumlah Perbelanjaan Pembangunan Kerajaan Persekutuan bagi tempoh lima (5) tahun.



Perbelanjaan Pembangunan cara langsung telah menurun sebanyak RM2,347 juta (4.31%) kepada RM52,058 juta bagi tahun 2019 berbanding RM54,405 juta pada tahun 2018. Manakala Perbelanjaan Pembangunan cara pinjaman kepada agensi sektor awam pula meningkat sebanyak RM425 juta (25.15%) kepada RM2,115 juta pada tahun 2019 berbanding RM1,690 juta pada tahun 2018. Kementerian dengan amaun perbelanjaan yang tinggi terdiri daripada Kementerian Kewangan (RM9,203 juta), Kementerian Kerja Raya (RM5,428 juta), Kementerian Pengangkutan (RM5,287 juta), Kementerian Pendidikan (RM4,682 juta), Kementerian Pembangunan Luar Bandar (RM4,808 juta), Jabatan Perdana Menteri (RM3,395 juta) dan Kementerian Pertahanan (RM2,881 juta).

Dari segi penjenisan perbelanjaan mengikut sektor, perbelanjaan **sektor ekonomi** yang berjumlah RM31,300 juta merupakan komponen Perbelanjaan Pembangunan yang terbesar iaitu 57.78% daripada keseluruhan Perbelanjaan Pembangunan tahun 2019. Sebahagian besar daripada perbelanjaan melibatkan sub sektor pengangkutan (RM13,750 juta), kewangan

(RM6,519 juta), perdagangan dan perindustrian (RM3,054 juta), tenaga dan kemudahan awam (RM2,759 juta) serta pertanian (RM2,313 juta).

Perbelanjaan bagi **sektor sosial** berjumlah RM14,483 juta iaitu 26.73% daripada keseluruhan Perbelanjaan Pembangunan 2019. Sebahagian besar daripada perbelanjaan ini melibatkan sub sektor pelajaran dan latihan (RM7,629 juta), perumahan (RM2,126 juta), kesihatan dan kependudukan (RM1,827 juta), pembangunan kampung dan masyarakat (RM1,271 juta) dan majlis tempatan (RM735 juta).

Perbelanjaan bagi **sektor keselamatan** pula berjumlah RM5,614 juta iaitu 10.36% daripada keseluruhan Perbelanjaan Pembangunan 2019. Sebanyak RM2,931 juta daripadanya merupakan perbelanjaan sub sektor pertahanan terutamanya untuk pembelian peralatan dan aset ketenteraan dan menaik taraf satelit komunikasi. Manakala perbelanjaan sub sektor keselamatan dalam negeri yang berjumlah RM2,682 juta adalah untuk menampung perbelanjaan bagi agensi yang berkaitan.

Perbelanjaan bagi **sektor pentadbiran am** berjumlah RM2,776 juta iaitu 5.13% daripada Perbelanjaan Pembangunan 2019. Perbelanjaan ini termasuklah perbelanjaan pembaikan dan naik taraf bangunan kerajaan dan peralatan pejabat serta projek ICT.

Maklumat lanjut boleh dirujuk kepada **Nota 7(a)(i) - Nota Kepada Penyata Kewangan dan Lampiran 2 : Penyata Perbelanjaan Pembangunan**.

### Pelbagai Kumpulan Wang Amanah Kerajaan

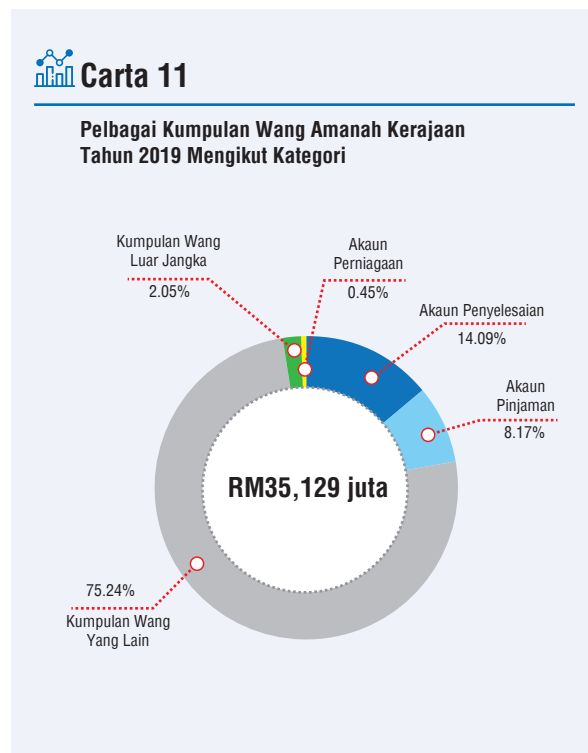
Pelbagai Kumpulan Wang Amanah Kerajaan terbahagi kepada lima (5) kategori utama iaitu:

- Akaun Penyelesaian;
- Akaun Perniagaan;
- Akaun Pinjaman;
- Kumpulan Wang Luar Jangka; dan
- Kumpulan Wang Amanah lain yang ditubuhkan di bawah Seksyen 10, Akta Tatacara Kewangan 1957 [Akta 61].

Pada tahun 2019, sejumlah 148 akaun telah diselia berbanding 137 akaun pada tahun 2018. Baki Pelbagai Kumpulan Wang Amanah Kerajaan telah

menunjukkan peningkatan sebanyak RM3,591 juta (11.39%) iaitu kepada RM35,129 juta pada tahun 2019 berbanding RM31,538 juta pada tahun 2018.

Baki Pelbagai Kumpulan Wang Amanah Kerajaan mengikut kategori bagi tahun 2019 adalah seperti di **Carta 11**.



Maklumat lanjut boleh dirujuk kepada **Nota 7(a)(ii) - Nota Kepada Penyata Kewangan**.

### Kumpulan Wang Amanah Awam

Akaun di dalam Kumpulan Wang Amanah Awam ditubuhkan bertujuan untuk mengakaunkan sumbangan atau caruman wang selain daripada peruntukan Kerajaan yang diamanahkan kepada Kerajaan untuk menguruskannya. Sumbangan atau caruman wang ini boleh diterima daripada orang perseorangan, Kerajaan Negara Luar dan/atau badan antarabangsa atau tempatan yang tidak dibiayai sepenuhnya oleh Kerajaan Malaysia.

Kumpulan Wang Amanah Awam terbahagi kepada dua (2) iaitu:

- Akaun Amanah Am yang ditubuhkan di bawah Seksyen 9, Akta Tatacara Kewangan 1957 [Akta 61]; dan
- Akaun Amanah Khas yang diperuntukkan di bawah pelbagai akta yang berkaitan.

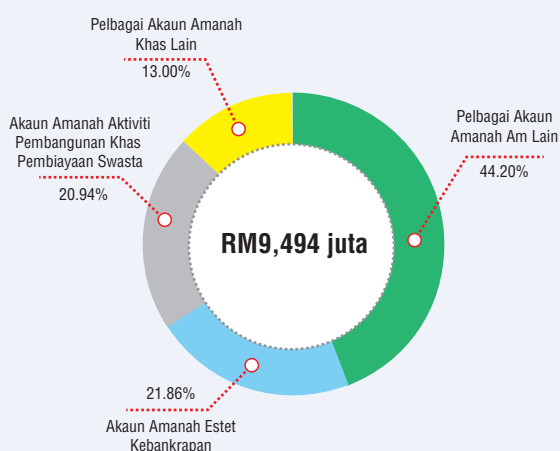
Sebanyak 303 bilangan akaun Kumpulan Wang Amanah Awam berada di bawah seliaan dan pengurusan Kerajaan Persekutuan dengan baki yang direkodkan pada 31 Disember 2019 sejumlah RM9,494 juta. Daripada jumlah tersebut, Akaun Amanah Am mencatatkan baki sebanyak RM6,185 juta manakala Akaun Amanah Khas pula sebanyak RM3,309 juta. Baki keseluruhan Kumpulan Wang Amanah Awam pada tahun 2019 ini menunjukkan penurunan sebanyak 7.02% berbanding tahun 2018, dengan Akaun Amanah Am dan Akaun Amanah Khas masing-masing mencatatkan baki RM7,081 juta dan RM3,130 juta pada akhir tahun 2018.

Pada tahun 2019, baki Akaun Amanah Am yang matan adalah daripada Akaun Amanah Aktiviti Pembangunan Khas Pembiayaan Swasta yang mencatatkan baki sebanyak RM1,988 juta. Manakala baki Akaun Amanah Khas yang matan pula diwakili oleh Akaun Amanah Estet Kebankrapan yang menunjukkan baki RM2,075 juta. Baki kedua-dua akaun amanah ini masing-masing mewakili sebanyak 20.94% dan 21.86% daripada baki keseluruhan Kumpulan Wang Amanah Awam pada penghujung tahun 2019.

Baki Kumpulan Akaun Amanah Awam mengikut kategori bagi tahun 2019 adalah seperti di **Carta 12**.

**Carta 12**

**Kumpulan Wang Amanah Awam Tahun 2019 Mengikut Kategori**



Maklumat lanjut boleh dirujuk kepada **Nota 7(b) – Nota Kepada Penyata Kewangan**.

**Akaun Deposit**

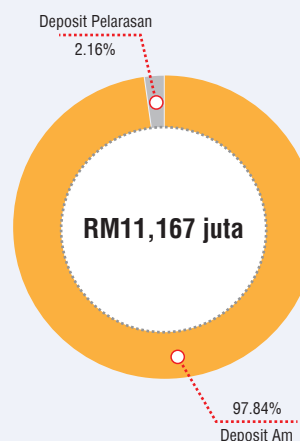
Pada tahun 2019, jumlah deposit yang dipegang oleh kerajaan telah menurun sebanyak RM692 juta (5.84%) kepada RM11,167 juta berbanding RM11,859 juta pada tahun 2018. Daripada jumlah ini, sebanyak RM10,926 juta (97.84%) merupakan Deposit Am manakala sebanyak RM241 juta (2.16%) adalah Deposit Pelarasan.

**Carta 13** menunjukkan jumlah baki deposit bagi tahun 2019 mengikut kategori deposit.

Laporan terperinci boleh dirujuk kepada **Nota 7(c) – Nota Kepada Penyata Kewangan**.

**Carta 13**

**Deposit Tahun 2019 Mengikut Kategori**



**PENYATA PENERIMAAN DAN PEMBAYARAN WANG TUNAI**

Kerajaan Persekutuan mencatatkan penurunan wang tunai sebanyak RM3,151 juta (13.32%) pada tahun 2019 berbanding 2018 disebabkan jumlah bayaran RM411,556 juta melebihi jumlah terimaan sebanyak RM408,405 juta. Baki Wang Tunai pada tahun 2019 adalah sebanyak RM20,497 juta.

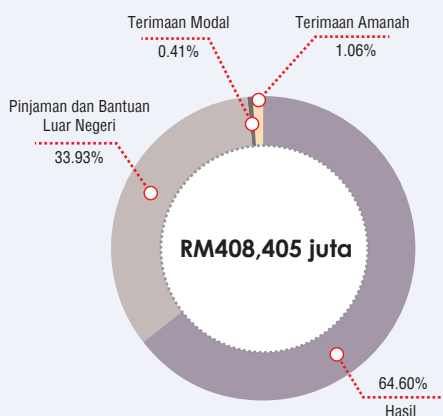
**Penerimaan Wang Tunai**

Terimaan wang tunai berjumlah RM408,405 juta adalah terdiri daripada terimaan Hasil, Pinjaman Dalam dan Luar Negeri, Bantuan Luar Negeri, Terimaan Modal dan Terimaan Amanah.

**Carta 14** menunjukkan jumlah terimaan wang tunai bagi tahun 2019.

### Carta 14

#### Terimaan Wang Tunai



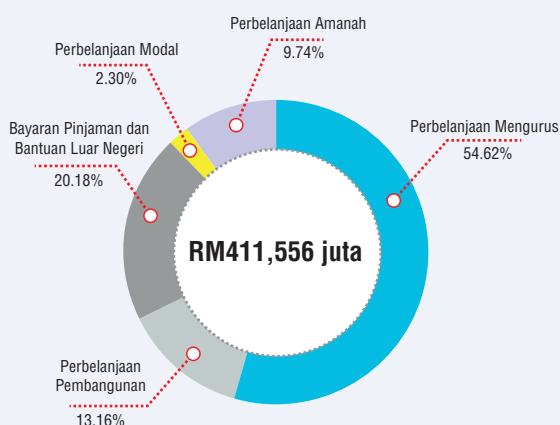
#### Pembayaran Wang Tunai

Jumlah bayaran sebanyak RM411,556 juta adalah terdiri daripada Perbelanjaan Mengurus, Perbelanjaan Pembangunan, bayaran balik Pinjaman Dalam Negeri dan Luar Negeri, bayaran Bantuan Luar Negeri, Perbelanjaan Modal dan Perbelanjaan Amanah.

**Carta 15** menunjukkan jumlah pembayaran wang tunai bagi tahun 2019.

### Carta 15

#### Pembayaran Wang Tunai



Ringkasan perbandingan di antara tahun 2019 dan 2018 bagi Penyata Penerimaan dan Pembayaran Wang Tunai Kerajaan Persekutuan adalah seperti di **Jadual 10**.

#### Jadual 10 : Ringkasan Perbandingan Penyata Penerimaan dan Pembayaran Wang Tunai

Perihal	2019	2018	Peningkatan/ (Penurunan)	
	RM Juta	RM Juta	RM Juta	(%)
<b>Terimaan</b>				
Hasil	263,819	232,694	31,125	13.38
Pinjaman	138,425	131,564	6,861	5.21
Bantuan Luar Negeri	134	36	98	272.22
Terimaan Modal	1,678	773	905	117.08
Terimaan Amanah	4,349	17,834	(13,485)	(75.61)
<b>Jumlah Terimaan</b>	<b>408,405</b>	<b>382,901</b>	<b>25,504</b>	<b>6.66</b>
<b>Bayaran</b>				
Perbelanjaan Mengurus (tidak termasuk pindahan ke Kumpulan Wang Pembangunan)	224,775	229,684	(4,909)	(2.14)
Pembelanjaan Pembangunan	54,173	56,095	(1,922)	(3.43)
Pinjaman	82,723	77,136	5,587	7.24
Bantuan Luar Negeri	327	356	(29)	(8.15)
Perbelanjaan Modal	9,471	5,142	4,329	84.19
Pembelanjaan Amanah	40,087	8,904	31,183	350.21
<b>Jumlah Bayaran</b>	<b>411,556</b>	<b>377,317</b>	<b>34,239</b>	<b>9.07</b>
<b>Tambahan/ (Kurangan) Wang Tunai</b>	<b>(3,151)</b>	<b>5,584</b>	<b>(8,735)</b>	<b>(156.43)</b>
Wang Tunai pada 1 Januari	<b>23,648</b>	<b>18,064</b>	<b>5,584</b>	<b>30.91</b>
<b>Wang Tunai pada 31 Disember</b>	<b>20,497</b>	<b>23,648</b>	<b>(3,151)</b>	<b>(13.32)</b>

#### ASET

Aset Kerajaan Persekutuan yang dilaporkan menunjukkan sebahagian aset kewangan kerajaan iaitu Akaun Belum Terima dan Pelaburan yang dikenakan kepada Perbelanjaan Mengurus atau Pembangunan tetapi tidak dinyatakan dalam Penyata Kedudukan Kewangan.

### Akaun Belum Terima

Pada tahun 2019, baki Akaun Belum Terima adalah berjumlah RM94,115 juta, meningkat sebanyak RM7,284 (8.39%) berbanding RM86,831 juta yang dilaporkan pada tahun sebelumnya. Jumlah Akaun Belum Terima pada tahun 2019 terdiri daripada Pinjaman dan Pendahuluan Boleh Dituntut sebanyak RM57,661 juta dan Pelbagai Akaun Belum Terima berjumlah RM36,454 juta.

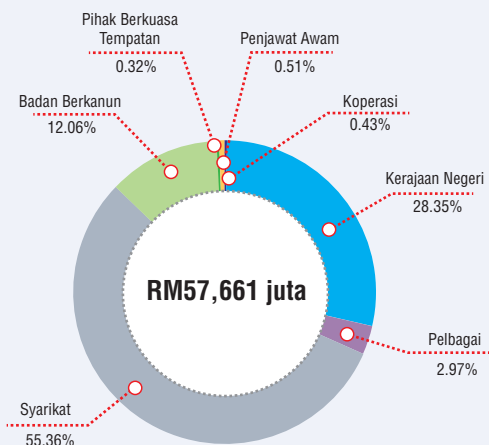
### Pinjaman dan Pendahuluan Boleh Dituntut

Pinjaman dan Pendahuluan Boleh Dituntut terdiri daripada Pinjaman Persekutuan, pendahuluan Kerajaan Negeri dan kemudahan pinjaman serta pendahuluan kepada penjawat awam. Pinjaman Persekutuan adalah pinjaman yang diberi oleh Kerajaan Persekutuan kepada Kerajaan Negeri, Pihak Berkuasa Tempatan, Badan Berkanun, Koperasi, Syarikat dan Pelbagai Agensi. Pendahuluan Kerajaan Negeri pula adalah pendahuluan yang diberi oleh Kerajaan Persekutuan bagi menampung keperluan aliran tunai di negeri yang memerlukan. Manakala kemudahan pinjaman dan pendahuluan kepada penjawat awam adalah pinjaman komputer, pendahuluan diri dan pendahuluan pelbagai.

Baki Pinjaman dan Pendahuluan Boleh Dituntut pada tahun 2019 adalah sebanyak RM57,661 juta. Jumlah ini menurun sebanyak RM137 juta (0.24%) berbanding RM57,798 juta pada tahun sebelumnya. **Carta 16** menunjukkan baki Pinjaman dan Pendahuluan Boleh Dituntut mengikut kategori peminjam bagi tahun 2019.

**Carta 16**

#### Pinjaman dan Pendahuluan Boleh Dituntut Tahun 2019 Mengikut Kategori



Pengeluaran Pinjaman dan Pendahuluan Boleh Dituntut yang diluluskan pada tahun 2019 adalah sebanyak RM4,235 juta. Jumlah ini meningkat sebanyak RM2,145 juta (102.63%) berbanding pengeluaran berjumlah RM2,090 juta pada tahun 2018. Pada tahun 2019, pengeluaran yang terbesar adalah kepada syarikat iaitu sebanyak RM2,409 juta (56.88%).

Bayaran balik Pinjaman dan Pendahuluan Boleh Dituntut tahun 2019 meningkat sebanyak RM939 juta (52.55%) kepada RM2,726 juta berbanding RM1,787 juta pada tahun 2018. Bayaran balik yang terbesar bagi tahun 2019 adalah daripada Kerajaan Negeri iaitu sebanyak RM1,306 juta (47.91%).

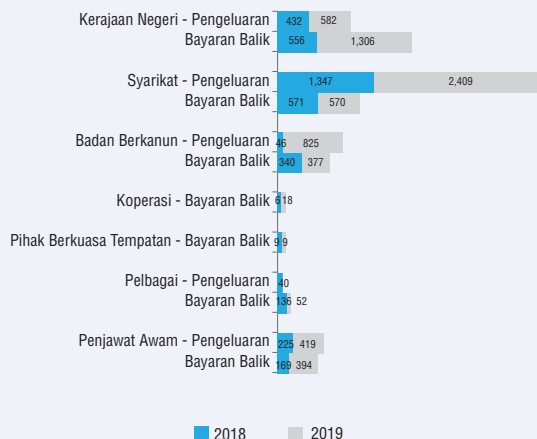
**Carta 17** menunjukkan perbandingan jumlah Pengeluaran dan Bayaran Balik Pinjaman dan Pendahuluan Boleh Dituntut mengikut kategori bagi tahun 2019 dan 2018.

Tunggakan Pinjaman dan Pendahuluan Boleh Dituntut pada tahun 2019 adalah berjumlah RM12,276 juta, meningkat sebanyak RM736 juta (6.38%) berbanding RM11,540 juta pada tahun 2018. Jumlah tunggakan tertinggi adalah daripada syarikat iaitu RM7,137 juta (58.14%).

**Carta 17**

#### Pengeluaran dan Bayaran Balik Pinjaman dan Pendahuluan Boleh Dituntut Mengikut Kategori

(RM juta)

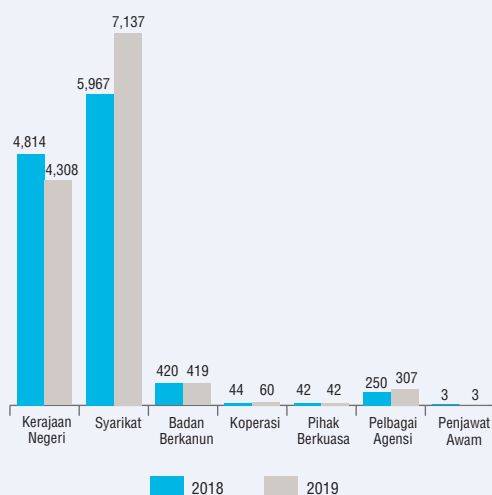


**Carta 18** menunjukkan perbandingan jumlah Tunggakan Pinjaman dan Pendahuluan Boleh Dituntut mengikut kategori bagi tahun 2019 dan 2018.

### Carta 18

#### Tunggakan Pinjaman dan Pendahuluan Boleh Dituntut Mengikut Kategori

(RM juta)



Sebagai langkah pengurusan risiko, Kerajaan Persekutuan telah mewujudkan struktur pembiayaan dan terma bersesuaian bagi pinjaman yang diberikan kepada agensi dari sektor terpilih. Walau bagaimanapun, Kerajaan Persekutuan masih menghadapi risiko kredit terutamanya dari segi keupayaan pembayaran balik pinjaman dan daya maju sektor yang diceburi agensi bagi menjana aliran tunai. Sehubungan dengan itu, perancangan teliti, pemantauan berterusan dan struktur pembiayaan yang berkesan adalah perlu bagi memastikan dasar pinjaman ini akan terus menyokong usaha untuk meningkatkan keupayaan produktif ekonomi.

Maklumat lanjut boleh dirujuk kepada **Nota 9(a) – Nota Kepada Penyata Kewangan** dan **Lampiran 3 : Penyata Akaun Memorandum Pinjaman dan Pendahuluan Boleh Dituntut**.

#### Pelbagai Akaun Belum Terima

Pelbagai Akaun Belum Terima pada tahun 2019 adalah berjumlah RM36,454 juta berdasarkan rekod kementerian atau jabatan. Jumlah ini termasuk tunggakan pelbagai Akaun Belum Terima sebanyak RM20,479 juta dan tunggakan faedah Pinjaman Boleh Dituntut sebanyak RM2,442 juta. Kementerian yang mencatatkan jumlah Akaun Belum Terima yang tertinggi adalah Kementerian Kewangan (RM18,513 juta – 90.40%), Kementerian Pendidikan (RM693 juta – 3.39%) dan Kementerian Kesihatan (RM384 juta – 1.88%). Bagi mempertingkatkan pengurusan kutipan Akaun Belum Terima secara lebih cekap dan

berkesan, pemantauan berkala dan berterusan telah dilaksanakan di peringkat kementerian. Antara langkah yang diambil adalah penubuhan *taskforce* tunggakan hasil bagi menyelesaikan tunggakan melebihi 72 bulan dan mengadakan program turun padang dengan lebih kerap dan bersasar bagi mengendalikan kes penghutang tegar.

#### Pelaburan

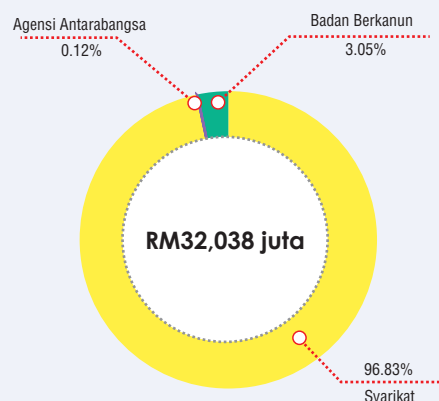
##### Memorandum Pelaburan

Pelaburan dalam Syarikat, Badan Berkanun dan Agensi Antarabangsa adalah merupakan sebahagian daripada aset kewangan Kerajaan Persekutuan. Perolehan pegangan dalam pelaburan ini dipertanggungjawabkan kepada Perbelanjaan Mengurus atau Pembangunan tetapi tidak dilaporkan di Penyata Kedudukan Kewangan. Walau bagaimanapun, pegangan ekuiti Kerajaan Persekutuan di dalam agensi tersebut dinyatakan dalam Penyata Akaun Memorandum Pelaburan.

Pada tahun 2019, Kerajaan Persekutuan mempunyai kepentingan di dalam 114 entiti dengan nilai pelaburan berjumlah RM32,038 juta. **Carta 19** menunjukkan pelaburan Kerajaan Persekutuan Tahun 2019 mengikut entiti.

### Carta 19

#### Pelaburan Kerajaan Persekutuan Tahun 2019 Mengikut Entiti



Pada tahun 2019, terdapat peningkatan pelaburan sebanyak RM980 juta kepada RM32,038 juta berbanding RM31,058 juta pada tahun 2018. Peningkatan tersebut disebabkan oleh pertambahan pelaburan di dalam ekuiti syarikat

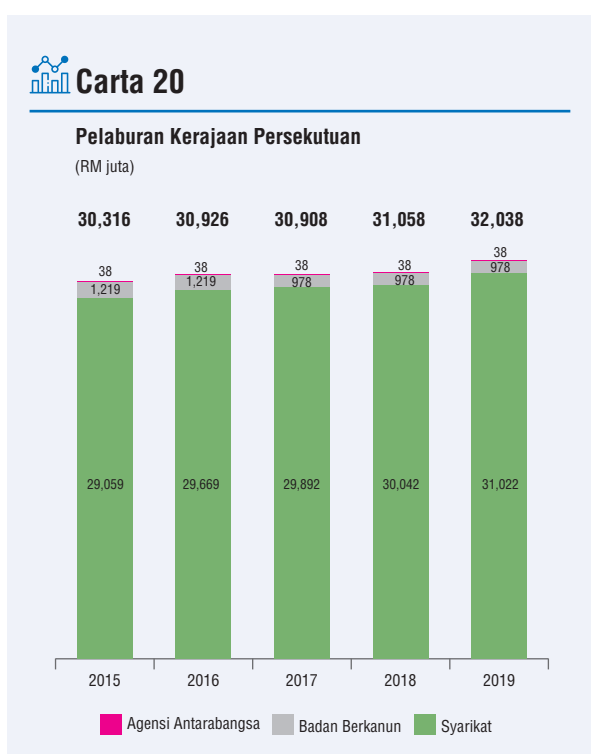
sepanjang tahun 2019 manakala nilai pelaburan dalam Agensi Antarabangsa dan Badan Berkanun pada tahun 2019 tidak mengalami sebarang perubahan. Analisis perbandingan Pelaburan Kerajaan Persekutuan bagi tahun 2019 dan 2018 adalah seperti di **Jadual 11**.

**Jadual 11 : Perbandingan Pelaburan Kerajaan Persekutuan bagi tahun 2019 dan 2018**

Entiti	2019		2018		Peningkatan/ (Penurunan)	
	RM Juta	Bil.	RM Juta	Bil.	RM Juta	%
Agensi Antarabangsa	38	1	38	1	-	-
Badan Berkanun	978	5	978	5	-	-
Syarikat	31,022	108	30,042	108	980	3.26
<b>Jumlah Keseluruhan</b>	<b>32,038</b>	<b>114</b>	<b>31,058</b>	<b>114</b>	<b>980</b>	<b>3.16</b>

Sepanjang tahun 2019, terdapat pertambahan ekuiti yang dipegang oleh Kerajaan Persekutuan sebanyak RM1 bilion yang melibatkan sebuah syarikat iaitu Prasarana Malaysia Berhad dan pengurangan ekuiti Kerajaan Persekutuan di dalam pegangan saham bernilai RM20 juta bagi HVD Holdings Sdn. Bhd. Jumlah dividen pelaburan yang diterima bagi tahun 2019 adalah sebanyak RM57,732 juta dan Petrolia Nasional Berhad (PETRONAS) masih kekal sebagai penyumbang utama dengan nilai dividen sebanyak RM54,000 juta.

Perbandingan jumlah pelaburan bagi tempoh lima (5) tahun ditunjukkan di **Carta 20**.



Maklumat lanjut boleh dirujuk kepada **Nota 9(b) – Nota Kepada Penyata Kewangan** dan **Lampiran 4 : Penyata Akaun Memorandum Pelaburan**.

## LIABILITI

Dalam usaha memberikan maklumat yang lebih komprehensif, pelaporan liabiliti mengandungi beberapa pendedahan tambahan melibatkan beberapa tanggungan Kerajaan Persekutuan. Pertanggungan ini merangkumi Hutang Persekutuan, Liabiliti Inisiatif Pembiayaan Swasta, Komitmen Kewangan dan Pelbagai Liabiliti.

### Hutang Persekutuan

Kedudukan Hutang Persekutuan pada tahun 2019 adalah berjumlah RM792,998 juta dengan peningkatan sebanyak RM51,949 juta (7.01%) berbanding RM741,049 juta pada tahun 2018. Instrumen liabiliti Hutang Persekutuan terdiri daripada sekuriti hutang dan pinjaman berjangka dari sumber dalam dan luar negeri. Semua Hutang Persekutuan dibuat melalui Akaun Pinjaman Disatukan.

Pinjaman Dalam Negeri merupakan komponen terbesar dalam Hutang Persekutuan dengan jumlah RM764,233 juta (96.37%) berbanding RM28,765 juta (3.63%) dari pinjaman luar negeri. Peratus nisbah Hutang Persekutuan berbanding Keluaran Dalam Negara Kasar (KDNK) mencatatkan sedikit peningkatan pada kadar 52.5% berbanding 51.8% pada tahun 2018. Kos kewangan atas Hutang Persekutuan juga menunjukkan peningkatan sebanyak RM2,386 juta (7.81%) kepada RM32,933 juta berbanding RM30,547 juta pada 2018. Jumlah ini merangkumi pembayaran faedah dan dividen bagi sekuriti hutang kerajaan, diskaun atas Bil Perbendaharaan, faedah pinjaman berjangka dan lain-lain kos pengurusan bagi mendapatkan pinjaman.

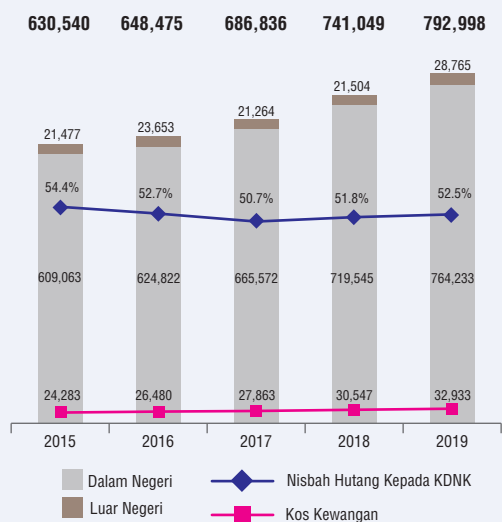
**Carta 21** menunjukkan Perbandingan Kedudukan Hutang Persekutuan, nisbah Hutang Persekutuan kepada KDNK serta jumlah kos kewangan atas Hutang Persekutuan bagi tempoh lima (5) tahun.

Pinjaman dalam negeri merangkumi terbitan sekuriti hutang iaitu Bil Perbendaharaan, Terbitan Pelaburan Kerajaan, Sekuriti Kerajaan Malaysia dan Sukuk Perumahan Kerajaan.

Pada tahun 2019, Sekuriti Kerajaan Malaysia kekal menjadi komponen terbesar pinjaman dalam negeri iaitu sebanyak RM394,133 juta (51.57%) meningkat sebanyak RM13,788 juta berbanding RM380,345 juta pada tahun 2018. Ini diikuti oleh Terbitan Pelaburan Kerajaan dengan jumlah RM338,800 juta (44.33%) yang meningkat sebanyak RM34,500 juta berbanding RM304,300 juta pada tahun 2018. Sukuk Perumahan Kerajaan menurun sebanyak RM1,600 juta kepada RM26,800 juta (3.51%) berbanding RM28,400 juta pada tahun 2018. Baki 0.59% yang berjumlah RM4,500 juta merupakan Bil Perbendaharaan, menurun sebanyak RM2,000 juta berbanding RM6,500 juta pada tahun sebelumnya.

**Carta 21**

**Kedudukan Hutang Persekutuan**  
(RM juta)

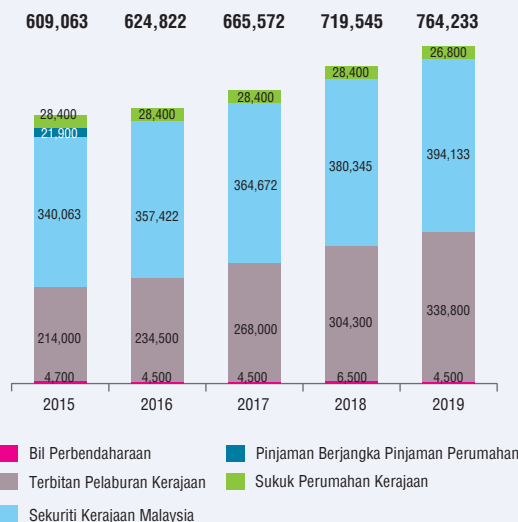


**Carta 22** menunjukkan perbandingan kedudukan Pinjaman Dalam Negeri bagi tempoh lima (5) tahun.

Pegangan bukan pemastautin bagi Pinjaman Dalam Negeri memberi gambaran tentang tahap risiko pasaran luar negeri terhadap sekuriti dalam negeri. Nilai pegangan ini meningkat daripada RM165,778 juta (23.04%) pada tahun 2018 kepada RM186,493 juta (24.40%) pada tahun 2019. Perbandingan pegangan pemastautin berbanding bukan pemastautin bagi sekuriti hutang dalam negeri adalah seperti di **Jadual 12**.

**Carta 22**

**Pinjaman Dalam Negeri**  
(RM juta)



**Jadual 12 : Pegangan Pemastautin dan Bukan Pemastautin Sekuriti Hutang Dalam Negeri**

Sekuriti Hutang	Pemastautin		Bukan Pemastautin		Jumlah RM Juta
	RM Juta	%	RM Juta	%	
<b>Bil Perbendaharaan</b>	2,989	66.42	1,511	33.58	<b>4,500</b>
<b>Terbitan Pelaburan Kerajaan</b>	317,705	93.77	21,095	6.23	<b>338,800</b>
<b>Sekuriti Kerajaan Malaysia</b>	230,246	58.42	163,887	41.58	<b>394,133</b>
<b>Sukuk Perumahan Kerajaan</b>	26,800	100	-	-	<b>26,800</b>
<b>Jumlah Keseluruhan</b>	<b>577,740</b>	<b>75.60</b>	<b>186,493</b>	<b>24.40</b>	<b>764,233</b>

**Carta 23** menunjukkan perbandingan kedudukan nilai setara pinjaman pasaran luar negeri bagi tempoh lima (5) tahun.

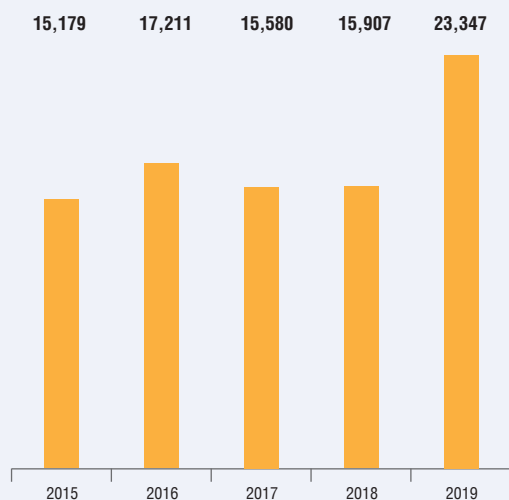
Nilai Ringgit Malaysia setara bagi pinjaman dalam mata wang asing dari sumber luar negeri pada 31 Disember 2019 berjumlah RM28,765 juta (3.63%), meningkat sebanyak RM7,261 juta berbanding RM21,504 juta (2.90%) pada tahun 2018. Pinjaman pasaran luar

negeri yang merupakan terbitan Sukuk Global tidak berubah pada USD3,800 juta dengan nilai Ringgit Malaysia setara menurun dari RM15,907 juta kepada RM15,734 juta kesan dari pengukuhan nilai Ringgit Malaysia berbanding Dollar Amerika (USD). Pada tahun 2019, terdapat tambahan instrumen hutang luar negeri hasil dari terbitan Bon Samurai pada JPY200,000 juta dengan nilai Ringgit Malaysia setara berjumlah RM7,170 juta.

Bantuan Luar Negeri yang merupakan pinjaman berjangka bersindiket dari institusi kewangan antarabangsa (Multilateral) dan kerajaan asing (Bilateral) menurun pada nilai Ringgit Malaysia setara berjumlah RM5,418 juta pada tahun 2019 berbanding RM5,597 juta pada tahun 2018. Komponen Bantuan Luar Negeri terdiri daripada pinjaman Bilateral berjumlah RM5,201 juta (95.99%) dan pinjaman Multilateral berjumlah RM217 juta (4.01%).

**Carta 23**

**Nilai Setara Pinjaman Pasaran Luar Negeri**  
(RM juta)

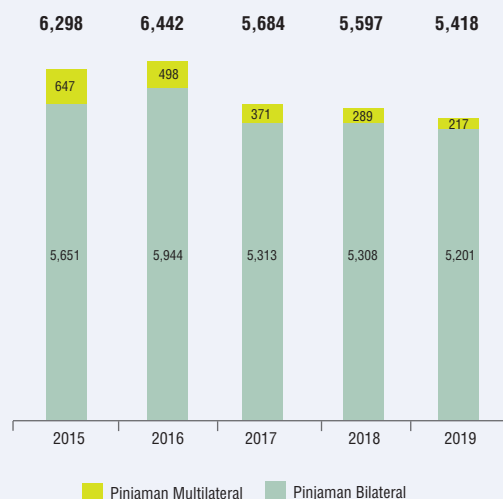


**Carta 24** menunjukkan perbandingan kedudukan Bantuan Luar Negeri bagi tempoh lima (5) tahun.

Maklumat lanjut boleh dirujuk di **Nota 10(a) - Nota Kepada Penyata Kewangan** dan **Lampiran 5 : Penyata Akaun Memorandum Liabiliti – Hutang Persekutuan**.

**Carta 24**

**Bantuan Luar Negeri**  
(RM juta)



### Liabiliti Inisiatif Pembiayaan Swasta

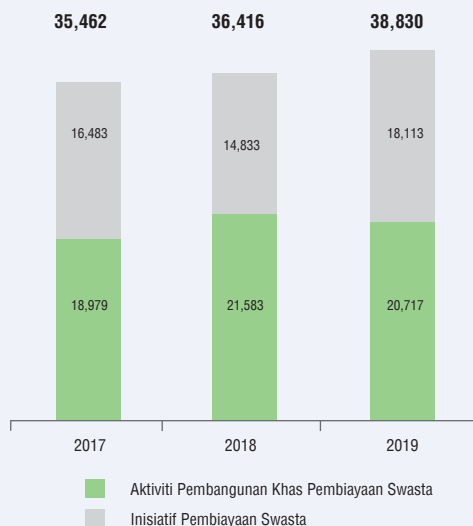
Liabiliti Inisiatif Pembiayaan Swasta adalah obligasi bayaran balik Kerajaan Persekutuan bagi pendanaan projek awam melalui Akaun Amanah Inisiatif Pembiayaan Swasta. Liabiliti Inisiatif Pembiayaan Swasta terdiri daripada Inisiatif Pembiayaan Swasta dan Aktiviti Pembangunan Khas Pembiayaan Swasta. Jumlah liabiliti ini pada tahun 2019 adalah RM38,830 juta yang menunjukkan peningkatan berjumlah RM2,414 juta (6.63%) berbanding RM36,416 juta pada tahun 2018.

Perbandingan Liabiliti Inisiatif Pembiayaan Swasta bagi tempoh tiga (3) tahun adalah seperti di **Carta 25**.

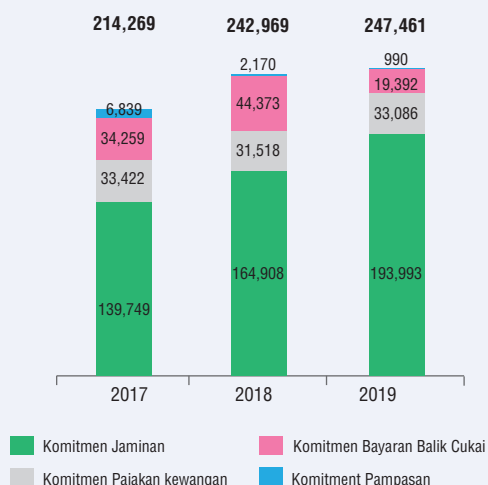
Maklumat lanjut boleh dirujuk di **Nota 10(b) – Nota Kepada Penyata Kewangan** dan **Lampiran 6 : Penyata Akaun Memorandum Liabiliti – Inisiatif Pembiayaan Swasta**.

### Komitmen Kewangan

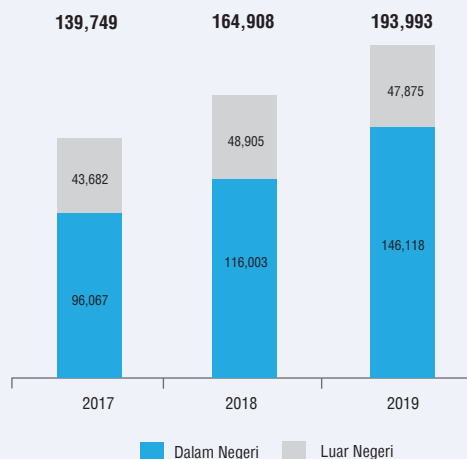
Pendedahan Komitmen Kewangan meliputi pembayaran yang telah menjadi obligasi kepada Kerajaan Persekutuan.

**Carta 25****Liabiliti Inisiatif Pembiayaan Swasta**  
(RM juta)

Komitmen Kewangan terdiri daripada Komitmen Jaminan, Komitmen Pajak Kewangan, Komitmen Bayaran Balik Cukai dan Komitmen Pampasan. Kedudukan Komitmen Kewangan Kerajaan Persekutuan pada tahun 2019 adalah berjumlah RM247,461 juta, meningkat sebanyak RM4,492 juta (1.85%) berbanding RM242,969 juta pada tahun 2018. Perbandingan Komitmen Kewangan bagi tempoh tiga (3) tahun adalah seperti di **Carta 26**.

**Carta 26****Komitmen Kewangan**  
(RM juta)

**Komitmen Jaminan** merupakan pinjaman Syarikat Berkaitan Kerajaan yang dijamin oleh Kerajaan Persekutuan dan telah menjadi obligasi Kerajaan Persekutuan. Komitmen ini terdiri daripada Komitmen Jaminan Dalam Negeri dan Luar Negeri yang telah menunjukkan peningkatan sebanyak RM29,085 juta (17.64%) pada tahun 2019 dengan nilai RM193,993 juta berbanding tahun 2018 berjumlah RM164,908 juta. Perbandingan Komitmen Jaminan bagi tempoh tiga (3) tahun seperti di **Carta 27**.

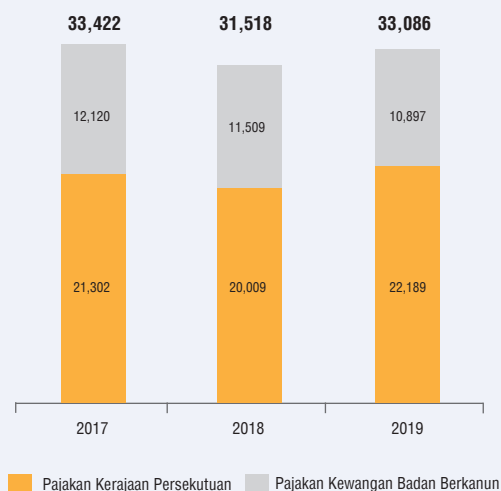
**Carta 27****Komitmen Jaminan**  
(RM juta)

Maklumat lanjut boleh dirujuk di **Nota 10(c) (i) – Nota Kepada Penyata Kewangan** dan **Lampiran 7 : Penyata Akaun Memorandum Liabiliti – Komitmen Jaminan**.

**Komitmen Pajak Kewangan** terdiri daripada Pajak Kewangan Kerajaan Persekutuan dan Pajak Kewangan Badan Berkanun yang merupakan obligasi bayaran pajak Kerajaan Persekutuan di bawah perjanjian pajak kewangan. Pada tahun 2019, jumlah Komitmen Pajak Kewangan adalah berjumlah RM33,086 juta, meningkat sebanyak RM1,568 juta (4.97%) berbanding RM31,518 juta pada tahun 2018. Jumlah tersebut terdiri daripada Pajak Kewangan Kerajaan Persekutuan berjumlah RM22,189 juta (67.06%) dan Pajak Kewangan Badan Berkanun berjumlah RM10,897 juta (32.94%). Perbandingan Komitmen Pajak Kewangan bagi tempoh tiga (3) tahun seperti di **Carta 28**.

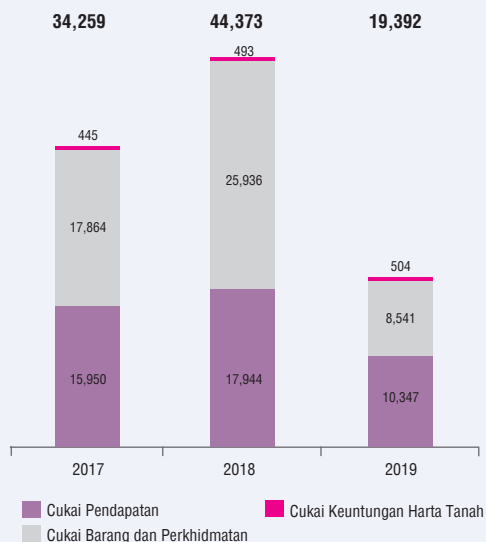
**Carta 28**

**Komitmen Pajakan Kewangan**  
(RM juta)



**Carta 29**

**Komitmen Bayaran Balik Cukai**  
(RM juta)



Maklumat lanjut boleh dirujuk di **Nota 10(c) (ii) – Nota Kepada Penyata Kewangan** dan **Lampiran 8 : Penyata Akaun Memorandum Liabiliti – Komitmen Pajakan Kewangan**.

**Komitmen Bayaran Balik Cukai** merupakan obligasi Kerajaan Persekutuan untuk membuat pembayaran balik cukai melibatkan Cukai Pendapatan, Cukai Keuntungan Harta Tanah dan Cukai Barangan dan Perkhidmatan tertakluk kepada proses semakan dan pengauditan. Secara keseluruhannya, jumlah Komitmen Bayaran Balik Cukai pada tahun 2019 berjumlah RM19,392 juta, menurun sebanyak RM24,981 juta (56.30%) berbanding RM44,373 juta pada tahun 2018. Pada tahun 2019, Komitmen Bayaran Balik Cukai Pendapatan adalah berjumlah RM10,347 juta (53.36%), Komitmen Cukai Keuntungan Harta Tanah berjumlah RM504 juta (2.60%) manakala Komitmen Bayaran Balik Cukai Barangan dan Perkhidmatan pula berjumlah RM8,541 juta (44.04%). Perbandingan Komitmen Bayaran Balik Cukai bagi tempoh tiga (3) tahun seperti di **Carta 29**.

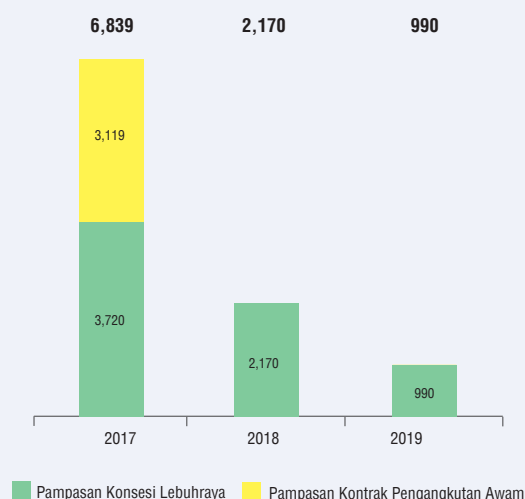
Maklumat lanjut boleh dirujuk di **Nota 10(c) (iii) – Nota Kepada Penyata Kewangan**.

**Komitmen Pampasan** merupakan obligasi Kerajaan Persekutuan untuk membuat bayaran pampasan berdasarkan terma kontrak Kerajaan

Persekutuan dengan syarikat pemegang konsesi. Pada tahun 2019, Komitmen Pampasan Konsesi Lebuhraya adalah berjumlah RM990 juta, menurun sebanyak RM1,180 juta (54.38%) berbanding RM2,170 juta pada tahun 2018. Perbandingan Komitmen Pampasan Konsesi Lebuhraya bagi tempoh tiga (3) tahun seperti di **Carta 30**.

**Carta 30**

**Komitmen Pampasan**  
(RM juta)



Maklumat lanjut boleh dirujuk di **Nota 10(c) (iv) – Nota Kepada Penyata Kewangan** dan **Lampiran 9 : Penyata Akaun Memorandum Liabiliti – Komitmen Pampasan**.

### Pelbagai Liabiliti

Pelbagai Liabiliti terdiri daripada Nota Kena Bayar, Sekuriti Tak Dituntut dan Akaun Depositori Pusat. Pada tahun 2019, Pelbagai Liabiliti adalah berjumlah RM840 juta, meningkat sebanyak RM54 juta (6.87%) berbanding RM786 juta pada tahun 2018.

Nota Kena Bayar merupakan Nota Janji kepada Pertubuhan atau Institusi Kewangan Antarabangsa. Nota Janji ini akan dibuat pembayaran secara berperingkat mengikut tempoh tertentu seperti mana yang dipersetujui. Pada tahun 2019, Nota Kena Bayar adalah berjumlah RM799 juta, meningkat sebanyak RM54 juta (7.25%) berbanding RM745 juta pada tahun 2018.

Akauntan Negara bertindak sebagai pemegang amanah ke atas Sekuriti Tak Dituntut dan Akaun Depositori Pusat bagi pihak Kerajaan Persekutuan. Sekuriti Tak Dituntut yang dipegang oleh Akauntan Negara Malaysia adalah berdasarkan

peruntukan Seksyen 65 Akta Pemegang Amanah 1949, Seksyen 36 Akta Syarikat Amanah 1949 dan Seksyen 353 Akta Syarikat 2016. Akaun Depositori Pusat pula merupakan baki Akaun Depositori Pusat Kementerian Kewangan Malaysia yang diselenggara selaras dengan peruntukan Seksyen 14, 29 dan 30 Akta Perindustrian Sekuriti (Depositori Pusat) (Pindaan) (No.2) 1998 (SICDA). Baki Sekuriti Tak Dituntut dan Akaun Depositori Pusat hanya menunjukkan peningkatan kecil pada tahun 2019 berbanding tahun 2018.

**Carta 31** menunjukkan perbandingan baki pelbagai liabiliti mengikut komponen bagi tempoh lima (5) tahun.

Maklumat lanjut boleh dirujuk kepada **Nota 10(d) – Nota Kepada Penyata Kewangan**.

### Liabiliti Luar Jangka

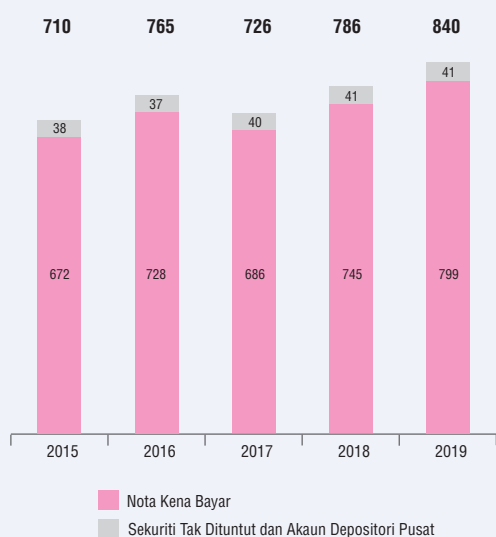
Liabiliti Luar Jangka yang terdiri daripada jaminan berkanun Kerajaan Persekutuan iaitu jaminan pinjaman Badan Berkanun dan Syarikat Berkaitan Kerajaan di bawah akta yang berkuat kuasa serta jaminan simpanan pencarum atau pendeposit di Bank Simpanan Nasional, Kumpulan Wang Simpanan Pekerja, Lembaga Tabung Haji dan Perbadanan Tabung Pendidikan Tinggi Nasional. Liabiliti Luar Jangka hanya akan menjadi liabiliti Kerajaan Persekutuan sekiranya entiti berkenaan gagal memenuhi obligasi kewangannya.

Pada tahun 2019, Liabiliti Luar Jangka Kerajaan Persekutuan termasuk jaminan yang telah menjadi komitmen Kerajaan Persekutuan adalah berjumlah RM1,294.74 bilion, meningkat sebanyak RM83.68 bilion (6.91%) berbanding RM1,211.06 bilion pada tahun 2018. Jaminan simpanan pencarum/pendeposit adalah berjumlah RM1,019.36 bilion, meningkat sebanyak RM74.77 bilion (7.92%) berbanding RM944.59 bilion pada 2018. Jaminan pinjaman Badan Berkanun pula berjumlah RM68.71 bilion, meningkat sebanyak RM4.14 bilion (6.41%) berbanding RM64.57 bilion pada tahun sebelumnya. Manakala jaminan pinjaman kepada Syarikat Berkaitan Kerajaan berjumlah RM206.67 bilion meningkat sebanyak

 **Carta 31**

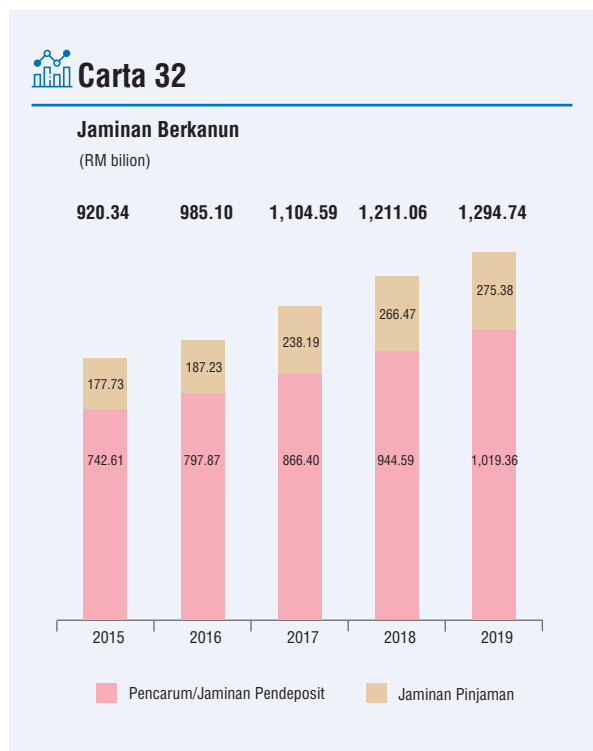
#### Pelbagai Liabiliti

(RM juta)



RM4.77 bilion (2.36%) daripada RM201.90 bilion pada tahun 2018.

**Carta 32** menunjukkan perbandingan amaun Jaminan Berkanun bagi tempoh lima (5) tahun.



Maklumat lanjut boleh dirujuk di **Nota 11 - Nota Kepada Penyata Kewangan** dan **Lampiran 10 : Penyata Akaun Memorandum Jaminan Berkanun**.

## MENUJU KEHADAPAN

Secara keseluruhannya, kedudukan kewangan Kerajaan Persekutuan tahun 2019 kekal kukuh dalam persekitaran pertumbuhan ekonomi domestik yang stabil.

Pada tahun 2019, hasil Kerajaan Persekutuan meningkat sebanyak RM31,532 juta (13.54%) kepada RM264,415 juta berbanding kutipan tahun 2018 berjumlah RM232,883 juta. Perbelanjaan Mengurus 2019 adalah berjumlah RM263,343 juta, meningkat sebanyak RM32,382 juta (14.02%) berbanding RM230,961 juta pada tahun 2018. Perbelanjaan Pembangunan bagi tahun 2019 berjumlah RM54,173 juta, menurun sebanyak RM1,922 juta (3.43%) berbanding RM56,095 juta pada tahun 2018.

Defisit fiskal pada tahun 2019 menurun kepada 3.4% berbanding 3.7% yang dicapai pada tahun 2018. Hutang Kerajaan Persekutuan pula masih kekal di bawah paras yang ditetapkan iaitu 55% daripada KDNK.


Sehubungan dengan itu, prestasi yang memberangsangkan ini membuktikan bahawa ekonomi Malaysia masih berdaya tahan walaupun menghadapi pelbagai cabaran dari dalam dan luar negara. Pelbagai usaha dan langkah diambil oleh Kerajaan bagi mengoptimumkan perbelanjaan kementerian dan agensi kerajaan tanpa menjejaskan penyampaian awam. Inisiatif ini adalah seiring dengan hasrat kerajaan untuk mengekalkan momentum pertumbuhan ekonomi negara di samping memperkukuhkan kewangan kerajaan.

# PENYATA KEWANGAN

PENYATA KEWANGAN KERAJAAN PERSEKUTUAN

• 2019





**SIJIL KETUA AUDIT NEGARA  
MENGENAI PENYATA KEWANGAN  
KERAJAAN PERSEKUTUAN  
BAGI TAHUN BERAKHIR 31 DISEMBER 2019**

**Sijil Mengenai Pengauditan Penyata Kewangan**

**Pendapat**

Saya telah mengaudit Penyata Kewangan Kerajaan Persekutuan yang merangkumi Penyata Kedudukan Kewangan pada 31 Disember 2019, Penyata Penerimaan dan Pembayaran Wang Tunai, Penyata Prestasi Kewangan, Penyata Akaun Memorandum bagi tahun berakhir pada tarikh tersebut dan nota kepada penyata kewangan termasuklah ringkasan polisi perakaunan yang signifikan seperti yang dinyatakan pada muka surat **5 hingga 26** Penyata Kewangan Kerajaan Persekutuan.

Pada pendapat saya, penyata kewangan ini memberikan gambaran yang benar dan saksama mengenai kedudukan kewangan Kerajaan Persekutuan pada 31 Disember 2019 dan prestasi kewangan serta aliran tunai bagi tahun berakhir pada tarikh tersebut selaras dengan Akta Tatacara Kewangan 1957, Piawaian Perakaunan Kerajaan dan *International Public Sector Accounting Standard (Financial Reporting under the Cash Basis of Accounting)*.

**Asas Kepada Pendapat**

Pengauditan telah dilaksanakan berdasarkan Akta Audit 1957 dan *International Standards of Supreme Audit Institutions*. Tanggungjawab saya dihuraikan selanjutnya di perenggan Tanggungjawab Juruaudit Terhadap Pengauditan Penyata Kewangan dalam sijil ini. Saya percaya bahawa bukti audit yang diperoleh adalah mencukupi dan bersesuaian untuk dijadikan asas kepada pendapat saya.

**Kebebasan dan Tanggungjawab Etika Lain**

Saya adalah bebas daripada Kerajaan Persekutuan dan telah memenuhi tanggungjawab etika lain berdasarkan *International Standards of Supreme Audit Institutions*.

### ***Emphasis of Matter***

Tanpa menjejaskan pendapat Audit, saya ingin menarik perhatian terhadap perkara seperti berikut:

1. Nota 5(b) mengenai Perbelanjaan Mengurus dan Nota 7(a)(i) mengenai Perbelanjaan Pembangunan.

Sejumlah RM3.413 bilion daripada peruntukan pembangunan dan sejumlah RM0.529 bilion daripada peruntukan mengurus telah disalurkan kepada 11 syarikat bagi membayar balik pinjaman yang dijamin oleh Kerajaan. Selain itu, peruntukan pembangunan berjumlah RM1.388 bilion disalur kepada dua (2) daripada 11 syarikat yang tidak melaksanakan projek pembangunan.

2. Pelaburan Kumpulan Wang Amanah Negara

Nota 1(c)(iv) dan 1(f) - Dasar dan Prinsip Perakaunan, Nota 3 - Wang Tunai, Nota 4 – Pelaburan dan Nota 7(a)(ii) - Pelbagai Kumpulan Wang Amanah Kerajaan.

- a. Termasuk dalam Wang Tunai di Penyata Kewangan Kerajaan Persekutuan pada 31 Disember 2019 adalah Wang Tunai Kumpulan Wang Amanah Negara (KWAN) berjumlah RM1.567 bilion. Penyata Kewangan KWAN disediakan berasaskan akruan selaras dengan peruntukan di bawah Akta KWAN 1988 dan Piawaian Perakaunan Sektor Awam Malaysia (MPSAS). Sejumlah RM1.94 juta faedah terakru telah dilaporkan sebagai faedah simpanan tetap kurang tiga (3) bulan dalam wang tunai di Penyata Kewangan. Selain itu, sejumlah RM11.89 juta terkurang nyata disebabkan perbezaan polisi kadar pertukaran mata wang asing.
- b. Termasuk dalam pelaburan di Penyata Kewangan Kerajaan Persekutuan pada 31 Disember 2019 adalah sejumlah RM95.46 juta yang terkurang nyata disebabkan polisi kadar pertukaran mata wang asing yang berbeza.

### **Maklumat Lain Selain Daripada Penyata Kewangan dan Sijil Juruaudit Mengenaunya**

Pihak Berkuasa Kewangan bertanggungjawab terhadap maklumat lain dalam Laporan Tahunan. Pendapat saya terhadap Penyata Kewangan Kerajaan Persekutuan tidak meliputi maklumat lain selain daripada Penyata Kewangan dan Sijil Juruaudit mengenaunya dan saya tidak menyatakan sebarang bentuk kesimpulan jaminan mengenaunya.

### **Tanggungjawab Pihak Berkuasa Kewangan Terhadap Penyata Kewangan**

Pihak Berkuasa Kewangan bertanggungjawab terhadap penyediaan Penyata Kewangan Kerajaan Persekutuan yang memberi gambaran benar dan saksama selaras dengan Akta Tatacara Kewangan 1957, Piawaian Perakaunan Kerajaan dan *International Public Sector Accounting Standard (Financial Reporting under the Cash Basis of Accounting)*.

Pihak Berkuasa Kewangan juga bertanggungjawab terhadap penetapan kawalan dalaman yang perlu bagi membolehkan penyediaan Penyata Kewangan Kerajaan Persekutuan yang bebas daripada salah nyata yang ketara, sama ada disebabkan fraud atau kesilapan.

Semasa penyediaan Penyata Kewangan Kerajaan Persekutuan, Pihak Berkuasa Kewangan bertanggungjawab untuk menilai keupayaan Kerajaan Persekutuan untuk beroperasi sebagai satu usaha berterusan, mendedahkannya jika berkaitan serta menggunakannya sebagai asas perakaunan.

### **Tanggungjawab Juruaudit Terhadap Pengauditan Penyata Kewangan**

Objektif saya adalah untuk memperoleh keyakinan yang munasabah sama ada Penyata Kewangan Kerajaan Persekutuan secara keseluruhannya adalah bebas daripada salah nyata yang ketara, sama ada disebabkan fraud atau kesilapan, dan mengeluarkan Sijil Juruaudit yang merangkumi pendapat saya. Jaminan yang munasabah adalah satu tahap jaminan yang tinggi, tetapi bukan satu jaminan bahawa audit yang dijalankan mengikut *International Standards of Supreme Audit Institutions* akan sentiasa mengesan salah nyata yang ketara apabila ia wujud. Salah nyata boleh wujud daripada fraud atau kesilapan dan dianggap ketara sama ada secara individu atau agregat sekiranya boleh dijangkakan dengan munasabah untuk mempengaruhi keputusan ekonomi yang dibuat oleh pengguna berdasarkan penyata kewangan ini.

Sebagai sebahagian daripada pengauditan mengikut *International Standards of Supreme Audit Institutions*, saya menggunakan pertimbangan profesional dan mengekalkan keraguan profesional sepanjang pengauditan. Saya juga:

- a. Mengetahui pasti dan menilai risiko salah nyata ketara dalam Penyata Kewangan Kerajaan Persekutuan, sama ada disebabkan fraud atau kesilapan, merangka dan melaksanakan prosedur audit yang responsif terhadap risiko berkenaan serta mendapatkan bukti audit yang mencukupi dan bersesuaian untuk memberikan asas kepada pendapat saya. Risiko untuk tidak mengesan salah nyata ketara akibat daripada fraud adalah lebih tinggi daripada kesilapan kerana fraud mungkin melibatkan pakatan, pemalsuan, ketinggalan yang disengajakan, representasi yang salah, atau mengatasi kawalan dalaman.
- b. Memahami kawalan dalaman yang relevan untuk merangka prosedur audit yang bersesuaian tetapi bukan untuk menyatakan pendapat mengenai keberkesanan kawalan dalaman Kerajaan Persekutuan.
- c. Menilai kesesuaian dasar perakaunan yang diguna pakai kemunasabahan anggaran perakaunan dan pendedahan yang berkaitan oleh Pihak Berkuasa Kewangan.
- d. Membuat kesimpulan terhadap kesesuaian penggunaan asas perakaunan untuk usaha berterusan oleh Pihak Berkuasa Kewangan dan berdasarkan bukti audit yang diperolehi, sama ada wujudnya ketidakpastian ketara yang berkaitan dengan peristiwa

atau keadaan yang mungkin menimbulkan keraguan yang signifikan terhadap keupayaan Kerajaan Persekutuan sebagai satu usaha berterusan. Jika saya membuat kesimpulan bahawa ketidakpastian ketara wujud, saya perlu melaporkan dalam Sijil Juruaudit terhadap pendedahan yang berkaitan dalam Penyata Kewangan Kerajaan Persekutuan atau, jika pendedahan tersebut tidak mencukupi, pendapat saya akan diubah. Kesimpulan saya dibuat berdasarkan bukti audit yang diperoleh sehingga tarikh Sijil Juruaudit.

- e. Menilai sama ada keseluruhan persembahan termasuk pendedahan Penyata Kewangan Kerajaan Persekutuan memberi gambaran yang saksama.

#### Hal-hal Lain

1. Pihak Berkuasa Kewangan hendaklah memastikan penyediaan Penyata Kewangan Kerajaan Persekutuan konsisten dengan Piawaian Perakaunan Kerajaan bagi perkara berikut:
  - a. Perbelanjaan penyenggaraan dan kontrak perkhidmatan hendaklah dibajetkan dan dibayar bawah perbelanjaan mengurus.
  - b. Terimaan dividen pelaburan hendaklah dimasukkan dalam Akaun Hasil Disatukan.
  - c. Penyeragaman polisi pertukaran kadar mata wang asing dalam Penyata Kewangan Kerajaan Persekutuan menggunakan kadar jualan pada tahun berakhir 31 Disember.
2. Selaras dengan prinsip perakaunan keutamaan nilai lebih dari bentuk (*substance over form*) yang dinyatakan dalam Piawaian Perakaunan Kerajaan 1, pinalunan peruntukan daripada Kumpulan Wang Disatukan kepada syarikat bagi tujuan khusus iaitu pembayaran balik pinjaman yang dijamin oleh Kerajaan sepatutnya diberikan dalam bentuk pinjaman atau pendahuluan yang perlu dibayar balik walaupun Seksyen 8, Akta Jaminan Pinjaman (Pertubuhan Perbadanan) 1965 belum terpakai.

Sijil ini disediakan selaras dengan Perkara 106(1) Perlembagaan Persekutuan 1957 dan bukan untuk tujuan lain. Saya tidak bertanggungjawab terhadap pihak lain bagi kandungan sijil ini.



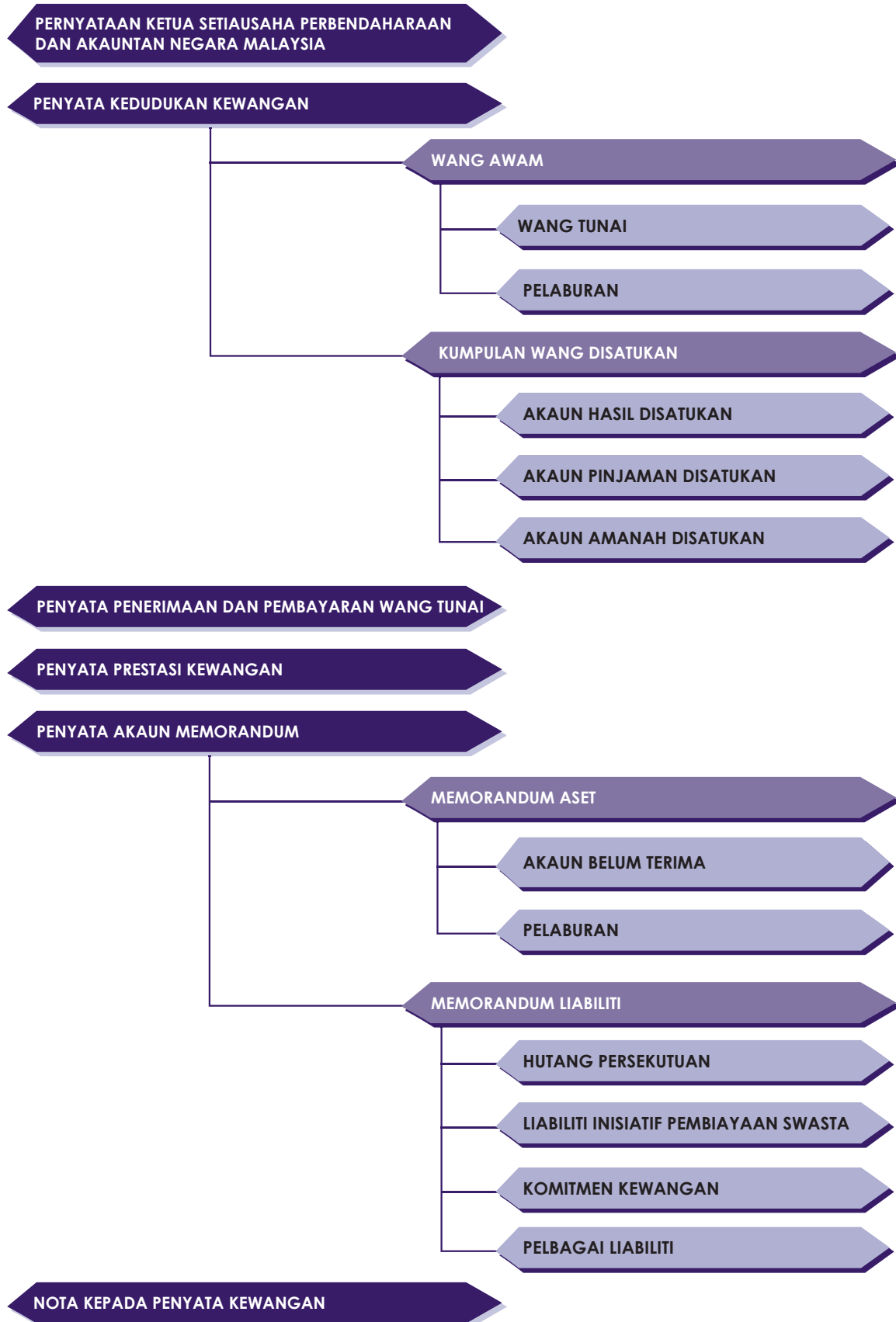
**(DATUK NIK AZMAN NIK ABDUL MAJID)**  
KETUA AUDIT NEGARA  
MALAYSIA

PUTRAJAYA  
6 OKTOBER 2020





## GLOSARI PENYATA KEWANGAN KERAJAAN PERSEKUTUAN 2019



## PERNYATAAN KETUA SETIAUSAHA PERBENDAHARAAN DAN AKAUNTAN NEGARA MALAYSIA

Penyata Kewangan Kerajaan Persekutuan 2019 dan Nota Kepada Penyata Kewangan disediakan:

- (a) mengikut kehendak Seksyen 16(1) Akta Tatacara Kewangan 1957 [Akta 61], Piawaian Perakaunan Kerajaan dan *International Public Sector Accounting Standard - Financial Reporting under the Cash Basis of Accounting*; dan
- (b) dengan menyatukan maklumat kewangan daripada semua pejabat perakaunan Jabatan Akauntan Negara Malaysia dan Kementerian.

Penyata Kewangan Kerajaan Persekutuan 2019 yang mengandungi Penyata Kedudukan Kewangan, Penyata Penerimaan dan Pembayaran Wang Tunai, Penyata Prestasi Kewangan dan Penyata Akaun Memorandum berserta Nota Kepada Penyata Kewangan menunjukkan kedudukan yang benar dan saksama pada 31 Disember 2019.

Pada masa pernyataan ini ditandatangani, mengikut sebaik-baik pengetahuan kami tidak wujud apa-apa keadaan yang boleh menjejaskan ketepatan dan kesahihan Penyata Kewangan Kerajaan Persekutuan 2019.



TAN SRI AHMAD BADRI BIN MOHD ZAHIR  
Ketua Setiausaha Perbendaharaan  
9 Mac 2020



DATUK DR. YACOB BIN MUSTAFA  
Akauntan Negara Malaysia  
9 Mac 2020

## PENYATA KEDUDUKAN KEWANGAN PADA 31 DISEMBER 2019

		2019	2018
		RM	RM
<b>WANG AWAM</b>	<i>Nota</i>		
<b>WANG TUNAI</b>	3	20,497,071,598	23,647,599,864
<b>PELABURAN</b>	4	38,733,609,974	29,262,457,181
		59,230,681,572	52,910,057,045
<b>DIPEGANG BAGI : KUMPULAN WANG DISATUKAN</b>			
<b>AKAUN HASIL DISATUKAN</b>	5	11,863,127,086	11,863,127,086
<b>AKAUN PINJAMAN DISATUKAN</b>	6	16,277,384,329	15,224,123,149
<b>AKAUN AMANAH DISATUKAN</b>	7	31,090,170,157	25,822,806,810
		59,230,681,572	52,910,057,045

Nota-nota pada muka surat yang berikut merupakan sebahagian daripada penyata kewangan ini.

## PENYATA PENERIMAAN DAN PEMBAYARAN WANG TUNAI BAGI TAHUN BERAKHIR 31 DISEMBER 2019

	Nota	2019		2018	
		RM	RM	RM	RM
<b>TERIMAAN</b>					
<b>Hasil</b>	8				
Hasil Cukai		180,565,395,770		174,060,593,259	
Hasil Bukan Cukai		79,672,012,513		51,106,244,812	
Terimaan Bukan Hasil		2,850,750,934		6,036,758,532	
Hasil Wilayah Persekutuan		<u>731,425,934</u>	263,819,585,151	<u>1,490,740,484</u>	232,694,337,087
<b>Pinjaman</b>					
Dalam Negeri		131,254,933,379		131,563,680,686	
Luar Negeri		<u>7,170,135,617</u>	138,425,068,996	<u>-</u>	131,563,680,686
<b>Bantuan Luar Negeri</b>					
Pinjaman Multilateral		-		-	
Pinjaman Bilateral		<u>133,815,309</u>	133,815,309	<u>35,737,126</u>	35,737,126
<b>Terimaan Modal</b>	8				
Terimaan Balik Pinjaman		1,550,069,125		761,819,515	
Pelbagai Terimaan		<u>127,814,246</u>	1,677,883,371	<u>11,363,008</u>	773,182,523
<b>Terimaan Amanah</b>					
Inisiatif Pembiayaan Swasta		20,406,621		149,094,515	
Aktiviti Pembangunan Khas Pembiayaan Swasta		4,328,344,028		9,213,141,759	
Pelbagai		<u>-</u>	4,348,750,649	<u>8,472,183,766</u>	17,834,420,040
<b>Jumlah Terimaan</b>			<b><u>408,405,103,476</u></b>		<b><u>382,901,357,462</u></b>

## PENYATA PENERIMAAN DAN PEMBAYARAN WANG TUNAI (sambungan) BAGI TAHUN BERAKHIR 31 DISEMBER 2019

	Nota	2019		2018	
		RM	RM	RM	RM
<b>BAYARAN</b>					
<b>Perbelanjaan Mengurus</b>	8				
Emolumen		80,534,388,107		79,988,967,837	
Perkhidmatan dan Bekalan		31,506,555,860		35,282,570,327	
Aset		770,140,555		447,395,520	
Pemberian dan Kenaan Bayaran Tetap		110,269,277,519		112,888,210,273	
Perbelanjaan-perbelanjaan Lain		1,694,705,281	224,775,067,322	1,076,875,295	229,684,019,252
<b>Perbelanjaan Pembangunan</b>					
Langsung		52,058,496,026		54,405,363,219	
Pinjaman		2,114,739,291	54,173,235,317	1,690,092,443	56,095,455,662
<b>Pinjaman</b>					
Dalam Negeri		82,722,693,311		77,136,483,161	
Luar Negeri		–	82,722,693,311	–	77,136,483,161
<b>Bantuan Luar Negeri</b>					
Pinjaman Multilateral		68,764,375		82,490,028	
Pinjaman Bilateral		258,134,157	326,898,532	273,378,370	355,868,398
<b>Perbelanjaan Modal</b>					
Pembelian Instrumen Kewangan		9,471,152,793	9,471,152,793	5,142,153,805	5,142,153,805
<b>Perbelanjaan Amanah</b>	8				
Inisiatif Pembiayaan Swasta		53,510,077		185,579,633	
Aktiviti Pembangunan Khas Pembiayaan Swasta		5,469,865,863		8,718,326,145	
Pelbagai		34,563,208,527	40,086,584,467	–	8,903,905,778
<b>Jumlah Bayaran</b>			<b>411,555,631,742</b>		<b>377,317,886,056</b>
Tambahan/(Kurangan) Wang Tunai			(3,150,528,266)		5,583,471,406
Wang Tunai Pada 1 Januari			23,647,599,864		18,064,128,458
<b>WANG TUNAI PADA 31 DISEMBER</b>			<b>20,497,071,598</b>		<b>23,647,599,864</b>

Nota-nota pada muka surat yang berikut merupakan sebahagian daripada penyata kewangan ini.

## PENYATA PRESTASI KEWANGAN BAGI TAHUN BERAKHIR 31 DISEMBER 2019

	Nota	2019		2018
		Anggaran	Sebenar	Sebenar
		RM	RM	RM
Hasil	5	263,299,755,000	264,414,755,876	232,882,562,288
<i>Tolak :</i>				
Belanja Mengurus	5	260,546,745,010	263,342,924,643	230,960,492,668
<b>LEBIHAN/(KURANGAN)</b>		<u>2,753,009,990</u>	<u>1,071,831,233</u>	<u>1,922,069,620</u>
<i>Tolak :</i>				
Belanja Pembangunan	7	53,778,513,037	54,173,235,317	56,095,455,662
<b>KURANGAN KESELURUHAN</b>		<u><b>(51,025,503,047)</b></u>	<u><b>(53,101,404,084)</b></u>	<u><b>(54,173,386,042)</b></u>
<b>KURANGAN DIBIYAI OLEH:</b>				
Pinjaman dan Bantuan Luar Negeri	6		55,509,292,462	54,107,066,253
Terimaan Balik Pinjaman dan Pelbagai Terimaan	7		1,730,728,126	788,182,523
Perubahan Tunai, Pelaburan dan Amanah			(4,138,616,504)	(721,862,734)
<b>JUMLAH PEMBIAYAAN</b>			<u><b>53,101,404,084</b></u>	<u><b>54,173,386,042</b></u>

Nota-nota pada muka surat yang berikut merupakan sebahagian daripada penyata kewangan ini.

## PENYATA AKAUN MEMORANDUM PADA 31 DISEMBER 2019

		2019	2018
	<u>Nota</u>	<u>RM</u>	<u>RM</u>
<b>MEMORANDUM ASET</b>	9		
Akaun Belum Terima		94,114,786,243	86,831,363,635
Pelaburan		32,038,227,719	31,058,227,719
<b>Jumlah Aset</b>		<b>126,153,013,962</b>	<b>117,889,591,354</b>
<b>MEMORANDUM LIABILITI</b>	10		
Hutang Persekutuan		792,997,555,813	741,048,714,484
Liabiliti Inisiatif Pembiayaan Swasta		38,829,548,225	36,416,442,980
Komitmen Kewangan		247,461,392,666	242,968,745,211
Pelbagai Liabiliti		840,133,470	786,190,452
<b>Jumlah Liabiliti</b>		<b>1,080,128,630,174</b>	<b>1,021,220,093,127</b>

*Nota-nota pada muka surat yang berikut merupakan sebahagian daripada penyata kewangan ini.*

# NOTA KEPADA PENYATA KEWANGAN BAGI TAHUN BERAKHIR 31 DISEMBER 2019

## DASAR DAN KAEDAH PERAKAUNAN YANG SIGNIFIKAN

### 1. DASAR DAN PRINSIP PERAKAUNAN

Dasar dan prinsip perakaunan digunakan secara konsisten dalam penyediaan penyata kewangan kecuali dinyatakan sebaliknya.

- a) Dasar perakaunan adalah tertakluk kepada undang-undang dan peraturan yang berkaitan dengan pengurusan perakaunan dan kewangan Kerajaan Persekutuan.
- b) Perakaunan Kerajaan Persekutuan adalah berasaskan Kumpulan Wang Disatukan selaras dengan:
  - i) Perkara 97 Perlembagaan Persekutuan memperuntukkan bahawa segala hasil diterima kecuali Zakat, Fitrah dan Baitulmal atau lain-lain hasil agama Islam seumpamanya, dikumpulkan menjadi satu kumpulan wang.
  - ii) Perkara 104 Perlembagaan Persekutuan memperuntukkan bahawa tiada wang boleh dikeluarkan dari Kumpulan Wang Disatukan melainkan diperuntukkan atau dibenarkan dengan cara lain oleh Parlimen kecuali untuk Perbelanjaan Tanggungan tertentu.
  - iii) Seksyen 7 Akta Tatacara Kewangan 1957 [Akta 61] memperuntukkan Kumpulan Wang Disatukan dibahagikan kepada Akaun Hasil Disatukan, Akaun Pinjaman Disatukan dan Akaun Amanah Disatukan.
- c) Kerajaan Persekutuan mengamalkan asas perakaunan tunai ubahsuai. Semua urus niaga bayaran dan terimaan diakaunkan apabila bayaran dibuat dan terimaan diperoleh dengan pengubahsuaian seperti berikut:
  - i) Bayaran bagi kerja yang telah dijalankan, bekalan dan perkhidmatan yang telah diterima sehingga 31 Disember tahun kewangan semasa boleh dibayar dalam bulan Januari tahun berikutnya dan dikenakan kepada peruntukan tahun kewangan semasa.
  - ii) Terimaan wang tunai yang belum dibankkan dan wang tunai dalam bank yang belum diambilkira dalam buku tunai pejabat perakaunan pada 31 Disember tahun kewangan semasa merupakan wang tunai dalam perjalanan dan diakaunkan sebagai terimaan tahun kewangan semasa.
  - iii) Mengakaunkan urus niaga bukan tunai tertentu seperti pindahan peruntukan daripada Akaun Hasil Disatukan ke Akaun Amanah Disatukan, untung rugi pelaburan, hapuskira pinjaman daripada akaun amanah dan pertukaran pinjaman kepada pegangan ekuiti.
  - iv) Kumpulan Wang Amanah Negara (KWAN) dilaporkan dalam Penyata Kewangan Kerajaan Persekutuan adalah berdasarkan Penyata Kewangan KWAN Beraudit yang telah disediakan berasaskan akruan selaras dengan peruntukan di bawah Akta KWAN 1988 dan Piawaian Perakaunan Sektor Awam Malaysia (MPSAS) berkaitan.
- d) Entiti perakaunan terdiri daripada semua kementerian dan jabatan Kerajaan Persekutuan.
- e) Tahun kewangan sebagaimana yang telah ditetapkan di bawah Seksyen 3 Akta Tatacara Kewangan 1957 [Akta 61] adalah satu tempoh dua belas bulan yang berakhir pada 31 Disember setiap tahun.
- f) Mata wang yang digunakan dalam penyata kewangan ini adalah Ringgit Malaysia. Urus niaga yang melibatkan mata wang asing telah ditukarkan kepada nilai setara Ringgit Malaysia berdasarkan kadar pertukaran Bank Negara Malaysia atau Jabatan Akauntan Negara Malaysia mengikut polisi yang ditetapkan.
- g) Penyata Kewangan disediakan mengikut asas yang sama dengan Anggaran Perbelanjaan bagi membolehkan perbandingan dibuat.
- h) Apabila berlaku perubahan ke atas persembahan atau klasifikasi butiran, angka perbandingan telah dinyatakan semula kecuali dinyatakan sebaliknya.
- i) Amaun telah digenapkan kepada Ringgit Malaysia yang terdekat yang mungkin memberi kesan perbezaan RM1 bagi beberapa butiran yang dinyatakan di antara Penyata Kewangan dengan Nota Kepada Penyata Kewangan.

### 2. PERSEMBAHAN PENYATA KEWANGAN KERAJAAN PERSEKUTUAN

Penyata Kewangan Kerajaan Persekutuan yang disediakan mengikut kehendak Seksyen 16(1) Akta Tatacara Kewangan 1957 [Akta 61], Piawaian Perakaunan Kerajaan dan *International Public Sector Accounting Standard (IPSAS) - Financial Reporting under the Cash Basis of Accounting* mengandungi komponen berikut:

- a) Penyata Kedudukan Kewangan
- b) Penyata Penerimaan dan Pembayaran Wang Tunai
- c) Penyata Prestasi Kewangan
- d) Penyata Akaun Memorandum
- e) Nota Kepada Penyata Kewangan

# NOTA KEPADA PENYATA KEWANGAN BAGI TAHUN BERAKHIR 31 DISEMBER 2019

### 3. WANG TUNAI

Wang Tunai terdiri daripada Wang Tunai Dalam Bank, Wang Tunai Dalam Perjalanan dan Wang Tunai Dalam Tangan.

Wang Tunai Dalam Bank terdiri daripada baki akaun semasa dan simpanan tetap bagi tempoh yang tidak melebihi tiga (3) bulan selaras dengan para 1.2.3 *Cash Basis IPSAS*. Simpanan tetap tidak melebihi tiga (3) bulan adalah termasuk amaun faedah terakru KWAN berjumlah RM1,938,510. Perbezaan penggunaan kadar pertukaran mata wang asing KWAN pada tarikh pelaporan menyebabkan baki wang tunai berbeza sebanyak RM11,886,391.

Wang Tunai Dalam Perjalanan menunjukkan wang tunai yang belum dibankkan dan wang tunai dalam bank yang telah dikenalpasti yang belum diambil kira dalam buku tunai pejabat perakaunan pada akhir tahun kewangan.

Wang Tunai Dalam Tangan merupakan Panjar Wang Runcit.

Wang Tunai pada 31 Disember 2019 adalah seperti berikut:

	2019 RM	2018 RM
<b>WANG TUNAI</b>	<b>20,497,071,598</b>	<b>23,647,599,864</b>
Wang Tunai Dalam Bank	19,723,454,334	22,212,752,569
Wang Tunai Dalam Perjalanan	770,744,244	1,431,980,775
Wang Tunai Dalam Tangan	2,873,020	2,866,520

### 4. PELABURAN

Pelaburan terdiri daripada Pelaburan Kumpulan Wang Amanah dan Pelaburan Am yang dinyatakan pada nilai buku iaitu termasuk amaun pelunasan, sekiranya ada.

Pelaburan Kumpulan Wang Amanah ialah pelaburan yang dibuat daripada Kumpulan Wang Amanah selaras dengan arahan amanah Seksyen 9 dan suratcara amanah Seksyen 10, Akta Tatacara Kewangan 1957 [Akta 61] serta peraturan yang berkuatkuasa. Pelaburan Am adalah semua pelaburan yang dibuat daripada lebih Kumpulan Wang Disatukan selain daripada pelaburan Kumpulan Wang Amanah.

Pelaburan yang melibatkan Sekuriti Hutang Kerajaan Luar Negeri, Sekuriti Hutang Kerajaan Malaysia, Sekuriti Hutang Swasta Luar Negeri dan Sekuriti Hutang Swasta Dalam Negeri adalah pegangan instrumen hutang yang dikeluarkan oleh entiti terbabit. Manakala pelaburan dalam bentuk Sekuriti Tersiar Harga Luar Negeri, Sekuriti Tersiar Harga Dalam Negeri dan Sekuriti Tidak Tersiar Harga Dalam Negeri adalah merupakan pegangan ekuiti.

Pada tahun 2018, Sekuriti Hutang Swasta Luar Negeri dan Dalam Negeri dilaporkan di bawah kategori Sekuriti Hutang Swasta Dalam Negeri. Mulai tahun 2019, Sekuriti Hutang Swasta Luar Negeri dan Dalam Negeri telah dilaporkan secara berasingan. Nilai perbandingan bagi tahun 2018 untuk Sekuriti Hutang Swasta Dalam Negeri telah dinyatakan semula dari RM6,827,402,898 kepada RM2,869,471,359 dan RM3,957,931,539 telah dinyatakan di bawah Sekuriti Hutang Swasta Luar Negeri.

Perbezaan penggunaan kadar pertukaran mata wang asing KWAN pada tarikh pelaporan menyebabkan baki pelaburan berbeza sebanyak RM95,461,960.

Pelaburan pada 31 Disember 2019 adalah seperti berikut:

	2019 Nilai Buku		2018 Nilai Buku	
	RM	RM	RM	RM
	<b>38,733,609,974</b>		<b>29,262,457,181</b>	
<b>PELABURAN</b>				
Sekuriti Hutang Kerajaan Luar Negeri	4,157,767,085	-	1,172,457,168	-
Sekuriti Hutang Kerajaan Malaysia	1,974,496,965	-	2,124,457,690	-
Sekuriti Hutang Swasta Luar Negeri	3,294,914,325	-	3,957,931,539	-
Sekuriti Hutang Swasta Dalam Negeri	3,828,888,018	-	2,869,471,359	-
Sekuriti Tersiar Harga Luar Negeri	122,098,193	-	286,053,195	-
Sekuriti Tersiar Harga Dalam Negeri	2,221,174,251	-	2,014,796,137	-
Sekuriti Tidak Tersiar Harga Dalam Negeri	440,108,058	6,717,761,577	440,108,058	6,717,761,577
Deposit Jangka Pendek Dalam Negeri Melebihi 3 - 12 Bulan	10,163,808,944	5,811,650,000	8,671,991,964	966,650,000
Pelbagai	-	942,558	39,835,936	942,558
<i>Jumlah</i>	26,203,255,839	12,530,354,135	21,577,103,046	7,685,354,135

# NOTA KEPADA PENYATA KEWANGAN BAGI TAHUN BERAKHIR 31 DISEMBER 2019

## 5. AKAUN HASIL DISATUKAN

Akaun Hasil Disatukan mengaakankan semua urus niaga terimaan hasil dan perbelanjaan mengurus Kerajaan selaras dengan Perkara 97 dan 98 Perlembagaan Persekutuan dan Seksyen 7(a) Akta Tatacara Kewangan 1957 [Akta 61]. Lebihan hasil tahun semasa yang berjumlah RM1,071,831,233 dipindahkan ke Kumpulan Wang Pembangunan. Baki terkumpul Akaun Hasil Disatukan kekal sebanyak RM11,863,127,086 semenjak tahun 1996.

Penyata Akaun Hasil Disatukan bagi tahun berakhir 31 Disember 2019 adalah seperti berikut:

	2019			2018	
	Anggaran Disemak RM	Sebenar RM	% Anggaran	Sebenar RM	% Anggaran
<b>BAKI PADA 1 JANUARI</b>		11,863,127,086		11,863,127,086	
<b>HASIL</b>	263,299,755,000	264,414,755,876	100.42	232,882,562,288	98.49
Hasil Cukai	180,010,000,000	180,566,080,796	100.31	174,060,593,259	99.63
Hasil Bukan Cukai	80,216,446,000	79,825,093,134	99.51	51,118,422,864	94.81
Terimaan Bukan Hasil	2,074,528,000	3,292,082,792	158.69	6,212,805,681	98.23
Hasil Wilayah Persekutuan	998,781,000	731,499,154	73.24	1,490,740,484	98.02
<b>PERBELANJAAN MENGURUS</b>	260,546,745,010	263,342,924,643	101.07	230,960,492,668	99.36
Emolumen	80,616,207,553	80,534,388,107	99.90	79,988,967,837	99.45
Perkhidmatan dan Bekalan	29,959,105,036	31,506,555,860	105.17	35,282,570,327	100.77
Aset	772,185,987	770,140,555	99.74	447,395,520	91.20
Pemberian dan Kenaan Bayaran Tetap	147,438,421,303	**148,776,857,724	100.91	**114,144,347,736	98.95
Perbelanjaan-perbelanjaan Lain	1,760,825,131	1,754,982,397	99.67	1,097,211,248	95.04
<i>Pindahan Lebihan Hasil ke Kumpulan Wang Pembangunan</i>		1,071,831,233		1,922,069,620	
<b>Jumlah Perbelanjaan Mengurus (selepas pindahan)</b>	260,546,745,010	264,414,755,876	101.48	232,882,562,288	100.19
<i>Lebihan/(Kurangan) bagi Tahun</i>		-		-	
<b>BAKI PADA 31 DISEMBER</b>		<b>11,863,127,086</b>		<b>11,863,127,086</b>	

Nota: (\*\*\*) - Tidak termasuk pindahan ke Kumpulan Wang Pembangunan.

### (a) Hasil

Hasil diakaunkan secara jumlah kasar ke dalam Akaun Hasil kecuali diperuntukkan sebaliknya oleh undang-undang.

Perbezaan di antara Anggaran Asal, Anggaran Disemak dan Hasil Sebenar diterangkan di dalam Laporan Akauntan Negara Malaysia.

Hasil mengikut penjenisan bagi tahun berakhir 31 Disember 2019 adalah seperti berikut:

	2019				2018	
	Anggaran Asal RM	Anggaran Disemak RM	Sebenar RM	% Anggaran	Sebenar RM	% Anggaran
<b>HASIL</b>	261,814,363,000	263,299,755,000	264,414,755,876	100.42	232,882,562,288	98.49
<b>HASIL CUKAI</b>	176,151,505,000	180,010,000,000	180,566,080,796	100.31	174,060,593,259	99.63
<i>Cukai Langsung</i>	135,067,864,000	135,639,000,000	134,722,801,658	99.32	130,034,596,082	97.42
Cukai Pendapatan	126,841,415,000	127,538,000,000	126,506,759,084	99.19	122,486,116,702	97.53
Cukai Langsung yang Lain	8,226,449,000	8,101,000,000	8,216,042,574	101.42	7,548,479,380	95.74
<i>Cukai Tak Langsung</i>	41,083,641,000	44,371,000,000	45,843,279,138	103.32	44,025,997,177	106.79
Duti Kastam - Ekspert	1,603,641,000	1,280,000,000	1,125,974,992	87.97	1,725,055,984	107.82
Duti Kastam - Import	2,940,000,000	2,670,000,000	2,732,648,169	102.35	2,896,612,860	103.45
Duti Eksais	6,828,000,000	5,045,000,000	5,130,903,240	101.70	4,917,725,850	76.66
Cukai Jualan atas Barang-barang Perkilangan Dalam Negeri	7,700,000,000	6,580,000,000	6,445,254,794	97.95	1,094,622,567	109.46
Cukai Jualan atas Barangan Import	6,160,000,000	8,890,000,000	8,940,233,842	100.57	2,876,452,909	153.00
Cukai Perkhidmatan	8,140,000,000	11,330,000,000	12,283,191,823	108.41	1,472,797,317	131.50
Levi	120,000,000	100,000,000	168,833,351	168.83	112,689,180	102.44

(disambung)

# NOTA KEPADA PENYATA KEWANGAN BAGI TAHUN BERAKHIR 31 DISEMBER 2019

(sambungan)

	2019				2018	
	Anggaran Asal RM	Anggaran Disemak RM	Sebenar RM	% Anggaran	Sebenar RM	% Anggaran
Duti Eksais Terhadap Barangan Import	4,552,000,000	5,440,000,000	5,379,866,925	98.89	5,861,122,352	137.06
Pelbagai Cukai Tidak Langsung	2,790,000,000	2,826,000,000	3,420,237,632	121.03	2,617,170,057	96.93
Cukai Barangan dan Perkhidmatan Import	-	-	-	-	9,606,118,809	121.03
Cukai Barangan dan Perkhidmatan Tempatan	-	-	-	-	10,629,520,562	95.22
Cukai Pelancongan	250,000,000	210,000,000	216,134,370	102.92	216,108,730	96.05
<b>HASIL BUKAN CUKAI</b>	<b>81,628,419,000</b>	<b>80,216,446,000</b>	<b>79,825,093,134</b>	<b>99.51</b>	<b>51,118,422,864</b>	<b>94.81</b>
Lesen, Bayaran Pendaftaran dan Permit	15,566,971,000	15,203,655,000	14,499,140,279	95.37	14,026,620,918	95.54
Perkhidmatan dan Bayaran Perkhidmatan	2,002,235,000	1,847,706,000	1,648,081,196	89.20	1,664,668,725	88.64
Perolehan daripada Jualan Barang-barang	500,365,000	165,692,000	83,016,850	50.10	156,573,892	28.13
Sewaan	645,711,000	180,194,000	189,870,635	105.37	259,006,610	41.33
Faedah dan Perolehan daripada Pelaburan	59,523,376,000	59,500,424,000	60,057,797,554	100.94	31,888,783,021	96.82
Denda dan Hukuman	1,570,870,000	1,547,128,000	1,650,539,751	106.68	1,451,366,098	97.24
Sumbangan dan Bayaran Ganti daripada Luar Negeri dan Sumbangan Tempatan	18,060,000	18,461,000	6,041,652	32.73	87,416,648	497.14
Aktiviti Carigali Minyak dan Gas MTJA	1,800,831,000	1,753,186,000	1,690,605,217	96.43	1,583,986,952	91.82
<b>TERIMAAN BUKAN HASIL</b>	<b>2,449,993,000</b>	<b>2,074,528,000</b>	<b>3,292,082,792</b>	<b>158.69</b>	<b>6,212,805,681</b>	<b>98.23</b>
Pulangan Balik Perbelanjaan	2,331,391,000	1,959,017,000	2,064,339,214	105.38	1,636,330,217	73.96
Terimaan daripada Agensi-agensi Kerajaan	118,602,000	115,499,000	1,227,730,881	1,062.98	4,576,475,464	111.28
Terimaan Lain	-	12,000	12,697	105.81	-	-
<b>HASIL WILAYAH PERSEKUTUAN</b>	<b>1,584,446,000</b>	<b>998,781,000</b>	<b>731,499,154</b>	<b>73.24</b>	<b>1,490,740,484</b>	<b>98.02</b>
Hasil Cukai Wilayah Persekutuan	1,505,043,000	911,127,000	666,606,365	73.16	1,414,633,435	97.92
Hasil Bukan Cukai Wilayah Persekutuan	79,403,000	87,654,000	64,892,789	74.03	76,107,049	99.86

**(b) Perbelanjaan Mengurus**

Perbelanjaan Mengurus terdiri daripada Perbelanjaan Tanggungan dan Perbelanjaan Bekalan. Perbelanjaan Tanggungan ialah perbelanjaan yang dikenakan kepada Kumpulan Wang Disatukan mengikut undang-undang Persekutuan selaras dengan Perkara 98 Perlembagaan Persekutuan. Perbelanjaan Bekalan ialah perbelanjaan yang dikenakan kepada Kumpulan Wang Disatukan melalui Akta Perbekalan yang diluluskan oleh Parlimen selaras dengan Perkara 104 Perlembagaan Persekutuan. Penjenisan Perbelanjaan Mengurus terdiri daripada emolumen, perkhidmatan dan bekalan, aset, pemberian dan kenaan bayaran tetap dan perbelanjaan-perbelanjaan lain.

Perbelanjaan Bekalan yang melebihi peruntukan dikenakan kepada Kumpulan Wang Disatukan melalui Akta Perbekalan Tambahan selaras dengan Perkara 101(b) Perlembagaan Persekutuan.

Perbelanjaan Mengurus berjumlah RM263,342,924,643 adalah termasuk penyaluran geran berjumlah RM528,963,870 untuk tujuan bayaran balik pinjaman yang dijamin kepada syarikat berkaitan kerajaan.

Perbezaan di antara Anggaran Asal, Anggaran Dipinda dan Perbelanjaan Sebenar diterangkan di dalam Laporan Akauntan Negara Malaysia. Maklumat terperinci Perbelanjaan Mengurus boleh dirujuk di Lampiran 1 : Penyata Perbelanjaan Mengurus bagi tahun berakhir 31 Disember 2019.

# NOTA KEPADA PENYATA KEWANGAN BAGI TAHUN BERAKHIR 31 DISEMBER 2019

Perbelanjaan Mengurus bagi tahun berakhir 31 Disember 2019 adalah seperti berikut:

	2019			
	Anggaran Asal RM	Anggaran Dipinda RM	Sebenar RM	% Anggaran
<b>PERBELANJAAN MENGRUS</b>	<b>259,850,000,000</b>	<b>260,546,745,010</b>	<b>264,414,755,876</b>	<b>101.48</b>
<b>PERBELANJAAN TANGGUNGAN</b>	<b>65,195,433,300</b>	<b>65,455,433,300</b>	<b>64,079,723,659</b>	<b>97.90</b>
T. 01 Peruntukan Diraja Bagi S.P.B. Yang di-Pertuan Agong	13,533,000	13,533,000	13,533,000	100.00
T. 02 Elaun-elaun Diraja	1,327,100	1,327,100	1,324,042	99.77
T. 03 Ketua Hakim Negara, Hakim Besar dan Hakim	112,000,000	112,000,000	91,217,795	81.44
T. 04 Ketua Audit Negara	925,800	925,800	773,263	83.52
T. 05 Yang di-Pertua Dewan Rakyat	1,980,900	1,980,900	1,265,526	63.89
T. 06 Yang di-Pertua Dewan Negara	1,718,600	1,718,600	1,259,086	73.26
T. 07 Suruhanjaya Pilihan Raya	3,032,100	3,032,100	2,906,052	95.84
T. 08 Suruhanjaya Perkhidmatan Kehakiman dan Perundangan	11,000	11,000	10,900	99.09
T. 09 Suruhanjaya Perkhidmatan Awam	7,785,000	7,785,000	5,805,751	74.58
T. 10 Suruhanjaya Perkhidmatan Pelajaran	5,669,700	5,669,700	5,531,109	97.56
T. 11 Suruhanjaya Pasukan Polis	2,261,000	2,261,000	1,566,224	69.27
T. 12 Perbendaharaan	6,045,189,100	6,305,189,100	6,116,274,618	97.00
T. 13 Perbelanjaan Kerana Hutang Negara	33,000,000,000	33,000,000,000	32,932,714,314	99.80
T. 14 Pencen, Elaun Bersara dan Ganjaran	26,000,000,000	26,000,000,000	24,905,541,979	95.79
<b>PERBELANJAAN BEKALAN</b>	<b>194,654,566,700</b>	<b>195,091,311,710</b>	<b>200,335,032,217</b>	<b>102.69</b>
B. 01 Parlimen	137,435,200	137,435,200	134,622,601	97.95
B. 02 Pejabat Penyimpan Mohor Besar Raja-Raja	2,531,000	2,531,000	2,290,416	90.49
B. 03 Jabatan Audit Negara	152,723,700	152,723,700	145,366,800	95.18
B. 04 Suruhanjaya Pilihan Raya	58,596,000	74,246,000	71,276,666	96.00
B. 05 Suruhanjaya Perkhidmatan Awam	39,899,200	39,899,200	37,746,647	94.61
B. 06 Jabatan Perdana Menteri	3,693,538,800	3,693,538,800	3,565,610,391	96.54
B. 07 Jabatan Perkhidmatan Awam	1,491,250,100	1,491,250,100	1,491,234,093	99.99
B. 08 Jabatan Peguam Negara	169,324,700	169,324,700	163,430,916	96.52
B. 09 Suruhanjaya PENCEGAHAN Rasuah Malaysia	286,774,900	286,774,900	267,415,186	93.25
B. 10 Perbendaharaan	4,354,352,100	4,354,352,100	5,117,261,124	117.52
B. 11 Perkhidmatan Am Perbendaharaan	18,633,916,100	19,346,916,100	**20,402,812,495	105.46
B. 12 Peruntukan kepada Kumpulan Wang Terkanun	38,798,900,100	38,823,900,100	***39,894,731,233	102.76
B. 13 Kementerian Luar Negeri	632,223,700	632,223,700	646,153,871	102.20
B. 15 Kementerian Hal Ehwal Ekonomi	461,336,900	461,336,900	500,708,611	108.53
B. 20 Kementerian Industri Utama	125,598,600	125,598,600	165,956,069	132.13
B. 21 Kementerian Pertanian dan Industri Asas Tani	3,057,153,800	3,057,153,800	3,370,421,454	110.25
B. 22 Kementerian Pembangunan Luar Bandar	2,992,260,500	2,992,260,500	2,992,260,471	99.99
B. 23 Kementerian Air, Tanah dan Sumber Asli	1,172,508,300	1,172,508,300	1,230,752,542	104.97
B. 24 Kementerian Perdagangan Antarabangsa dan Industri	517,474,400	517,474,400	594,437,171	114.87
B. 25 Kementerian Perdagangan Dalam Negeri dan Hal Ehwal Pengguna	1,190,830,900	916,105,900	864,684,544	94.39
B. 26 Kementerian Pembangunan Usahawan	196,408,800	196,408,800	193,756,363	98.65
B. 27 Kementerian Kerja Raya	1,048,874,800	1,048,874,800	1,064,849,275	101.52
B. 28 Kementerian Pengangkutan	1,749,943,300	1,749,943,350	1,735,168,551	99.16
B. 30 Kementerian Tenaga, Sains, Teknologi, Alam Sekitar dan Perubahan Iklim	751,225,700	751,225,700	685,496,242	91.25
B. 31 Kementerian Pelancongan, Seni dan Budaya	858,217,400	858,217,400	829,857,938	96.70
B. 32 Kementerian Wilayah Persekutuan	345,167,000	320,207,800	313,753,584	97.98
B. 40 Suruhanjaya Perkhidmatan Pelajaran	16,000,000	16,000,000	15,484,105	96.78
B. 42 Kementerian Kesihatan	26,498,317,300	26,498,317,300	27,678,237,694	104.45
B. 43 Kementerian Perumahan dan Kerajaan Tempatan	2,434,341,300	2,459,300,500	3,070,326,055	124.85
B. 45 Kementerian Belia dan Sukan	663,610,000	661,610,000	631,660,509	95.47
B. 46 Kementerian Sumber Manusia	885,120,000	844,939,960	790,674,983	93.58
B. 47 Kementerian Komunikasi dan Multimedia	1,072,811,900	1,072,811,900	1,007,116,436	93.88
B. 48 Kementerian Pembangunan Wanita, Keluarga dan Masyarakat	2,201,600,000	2,201,600,000	2,160,866,743	98.15
B. 60 Kementerian Pertahanan	10,270,468,200	10,270,468,200	10,633,350,143	103.53
B. 62 Kementerian Dalam Negeri	12,565,363,700	12,565,363,700	12,113,094,218	96.40
B. 63 Kementerian Pendidikan	55,128,468,300	55,128,468,300	55,752,166,077	101.13

Nota: (\*\*) - Termasuk penyaluran geran berjumlah RM528,963,870 untuk tujuan bayaran balik pinjaman yang dijamin kepada syarikat berkaitan kerajaan.

: (\*\*\*) - Termasuk caruman ke Kumpulan Wang Pembangunan berjumlah RM1,071,831,233.

# NOTA KEPADA PENYATA KEWANGAN BAGI TAHUN BERAKHIR 31 DISEMBER 2019

## 6. AKAUN PINJAMAN DISATUKAN

Akaun Pinjaman Disatukan mengaakunkan semua urus niaga Pinjaman dan Bantuan Luar Negeri mengikut akta-akta yang berkaitan.

Pinjaman terdiri daripada Pinjaman Dalam Negeri dan Pinjaman Luar Negeri. Instrumen Pinjaman Dalam Negeri terdiri daripada Bil Perbendaharaan, Terbitan Pelaburan Kerajaan, Sekuriti Kerajaan Malaysia dan Sukuk. Instrumen Pinjaman Luar Negeri adalah terdiri daripada Sukuk dan Bon manakala Bantuan Luar Negeri terdiri daripada pinjaman Bilateral dan Multilateral.

Semua terimaan Akaun Pinjaman Disatukan direkodkan pada nilai kos berdasarkan terimaan dana pinjaman.

Baki Pinjaman dan Bantuan Luar Negeri dipindahkan ke Kumpulan Wang Pembangunan pada 31 Disember 2019 kecuali baki bersih berjumlah RM16,277,384,329.

Bayaran faedah pinjaman dan kos lain untuk mendapatkan pinjaman dikenakan kepada Perbelanjaan Tanggungan (T13) berjumlah RM32,932,714,314 seperti di Nota 5(b) dan sebanyak RM36,551,865 dikenakan kepada Akaun Pinjaman Disatukan seperti yang diperuntukkan di bawah akta-akta berkaitan.

Pinjaman dan Bantuan Luar Negeri berjumlah RM55,509,292,462 di Penyata Prestasi Kewangan ialah terimaan bersih tahun semasa tidak mengambil kira baki awal berjumlah RM15,224,123,149.

Penyata Akaun Pinjaman Disatukan pada 31 Disember 2019 adalah seperti berikut:

	2019 (Debit)/Kredit RM	2018 (Debit)/Kredit RM
<b>PINJAMAN</b>	<b>70,926,498,834</b>	<b>87,909,595,466</b>
<b>Dalam Negeri</b>		
Baki pada 1 Januari	15,224,123,149	33,482,397,941
Terimaan	131,254,933,379	131,563,680,686
Bayaran	(82,722,693,311)	(77,136,483,161)
Baki pada 31 Disember	63,756,363,217	87,909,595,466
<b>Luar Negeri</b>		
Terimaan	7,170,135,617	-
Bayaran	-	-
Baki pada 31 Disember	7,170,135,617	-
<b>BANTUAN LUAR NEGERI</b>	<b>(193,083,223)</b>	<b>(320,131,272)</b>
<b>Pinjaman Multilateral</b>		
Terimaan	-	-
Bayaran	(68,764,375)	(82,490,028)
Baki pada 31 Disember	(68,764,375)	(82,490,028)
<b>Pinjaman Bilateral</b>		
Terimaan	133,815,309	35,737,126
Bayaran	(258,134,157)	(273,378,370)
Baki pada 31 Disember	(124,318,848)	(237,641,244)
<b>Jumlah Pinjaman dan Bantuan Luar Negeri pada 31 Disember</b>	<b>70,733,415,611</b>	<b>87,589,464,194</b>
Pindahan Ke		
<i>Kumpulan Wang Pembangunan</i>	(54,456,031,282)	(72,365,341,045)
<b>BAKI AKAUN PINJAMAN DISATUKAN PADA 31 DISEMBER</b>	<b>16,277,384,329</b>	<b>15,224,123,149</b>

# NOTA KEPADA PENYATA KEWANGAN BAGI TAHUN BERAKHIR 31 DISEMBER 2019

## 7. AKAUN AMANAH DISATUKAN

Akaun Amanah Disatukan mengaunkan semua terimaan dan bayaran wang amanah mengikut kehendak undang-undang, akta-akta amanah, suratcara amanah, arahan amanah dan perjanjian. Akaun Amanah Disatukan terdiri daripada Kumpulan Wang Amanah Kerajaan, Kumpulan Wang Amanah Awam dan Akaun Deposit.

Sebahagian besar urus niaga Pelbagai Kumpulan Wang Amanah Kerajaan adalah terdiri daripada Akaun Penyelesaian Utama Perbendaharaan yang melibatkan transaksi pelarasan debit berjumlah RM1,006,017,926,414 dan kredit RM1,004,737,900,253.

Penyata Akaun Amanah Disatukan pada 31 Disember 2019 adalah seperti berikut:

	<i>Baki pada 01.01.2019 (Debit)/Kredit RM</i>	<i>Debit RM</i>	<i>Kredit RM</i>	<i>Baki pada 31.12.2019 (Debit)/Kredit RM</i>
<b>KUMPULAN WANG AMANAH KERAJAAN</b>	3,752,294,884	1,151,906,178,212	1,158,582,293,666	10,428,410,338
Kumpulan Wang Pembangunan	(27,785,775,413)	65,024,739,918	68,110,095,242	(24,700,420,089)
Pelbagai Kumpulan Wang Amanah Kerajaan	31,538,070,297	1,086,881,438,294	1,090,472,198,424	35,128,830,427
<b>KUMPULAN WANG AMANAH AWAM</b>	10,211,398,052	17,502,181,748	16,784,995,224	9,494,211,528
Kumpulan Wang Amanah Khas	3,130,824,564	868,623,047	1,047,307,087	3,309,508,604
Kumpulan Wang Amanah Am	7,080,573,488	16,633,558,701	15,737,688,137	6,184,702,924
<b>AKAUN DEPOSIT</b>	11,859,113,874	8,113,193,731	7,421,628,148	11,167,548,291
Deposit Am	10,792,824,645	5,045,545,106	5,179,154,635	10,926,434,174
Deposit Pelarasan	1,066,289,229	3,067,648,625	2,242,473,513	241,114,117
<b>AKAUN AMANAH DISATUKAN</b>	<b>25,822,806,810</b>	<b>1,177,521,553,691</b>	<b>1,182,788,917,038</b>	<b>31,090,170,157</b>

### (a) Kumpulan Wang Amanah Kerajaan

Kumpulan Wang Amanah Kerajaan mengaunkan terimaan dan bayaran bagi maksud tertentu mengikut Seksyen 10 Akta Tatacara Kewangan 1957 [Akta 61]. Kumpulan Wang Amanah Kerajaan terdiri daripada Kumpulan Wang Pembangunan dan Pelbagai Kumpulan Wang Amanah Kerajaan.

#### (i) Kumpulan Wang Pembangunan

Kumpulan Wang Pembangunan mengaunkan terimaan dan bayaran pembangunan seperti yang diperuntukkan oleh Akta Kumpulan Wang Pembangunan 1966 [Akta 406].

Terimaan utama bagi kumpulan wang ini terdiri daripada caruman dari Akaun Hasil Disatukan, pindahan dari Akaun Pinjaman Disatukan, terimaan balik pinjaman yang dikeluarkan daripada kumpulan wang ini dan pelbagai terimaan.

Perbelanjaan Pembangunan berjumlah RM54,173,235,317 adalah termasuk penyaluran geran berjumlah RM3,412,608,823 untuk tujuan bayaran balik pinjaman yang dijamin kepada syarikat berkaitan kerajaan. Kurangan Terkumpul Kumpulan Wang Pembangunan yang berjumlah RM24,700,420,089 adalah disebabkan baki bersih Akaun Pinjaman Disatukan belum dipindahkan ke Kumpulan Wang Pembangunan.

Maklumat terperinci Perbelanjaan Pembangunan boleh dirujuk di Lampiran 2 : Penyata Perbelanjaan Pembangunan bagi tahun berakhir 31 Disember 2019.

# NOTA KEPADA PENYATA KEWANGAN BAGI TAHUN BERAKHIR 31 DISEMBER 2019

Kumpulan Wang Pembangunan pada 31 Disember 2019 adalah seperti berikut:

	2019 (Debit)/Kredit RM	2018 (Debit)/Kredit RM
<b>BAKI PADA 1 JANUARI</b>	(27,785,775,413)	(46,765,912,939)
<b>TERIMAAN</b>	57,258,590,641	75,075,593,188
Caruman Dari Akaun Hasil Disatukan	1,071,831,233	1,922,069,620
Pindahan Dari Akaun Pinjaman Disatukan	54,456,031,282	72,365,341,045
Terimaan Balik Pinjaman	1,602,913,880	776,819,515
Pelbagai Terimaan	127,814,246	11,363,008
<b>BAYARAN</b>		
Perbelanjaan Pembangunan	54,173,235,317	56,095,455,662
Langsung	52,058,496,026	54,405,363,219
Pinjaman	2,114,739,291	1,690,092,443
<i>Lebihan/(Kurangan) bagi Tahun</i>	3,085,355,324	18,980,137,526
<b>BAKI PADA 31 DISEMBER</b>	<b>(24,700,420,089)</b>	<b>(27,785,775,413)</b>

(ii) Pelbagai Kumpulan Wang Amanah Kerajaan

Pelbagai Kumpulan Wang Amanah Kerajaan terdiri daripada Akaun Penyelesaian, Akaun Perniagaan, Akaun Pinjaman, Kumpulan Wang Luar Jangka dan Kumpulan Wang Yang Lain yang ditubuhkan di bawah Seksyen 10 Akta Tatacara Kewangan 1957 [Akta 61] bagi maksud tertentu. Sumber kewangan utama kumpulan wang ini adalah caruman daripada Kerajaan. Sebahagian daripada kumpulan wang ini merupakan kumpulan wang pusingan manakala yang lain adalah bagi bayaran langsung.

Pelbagai Kumpulan Wang Amanah Kerajaan pada 31 Disember 2019 adalah seperti berikut:

	2019 (Debit)/Kredit RM	2018 (Debit)/Kredit RM
<b>AKAUN PENYELESAIAN</b>	4,949,347,070	6,229,373,232
Akaun Semasa Antara Pentadbiran	1,000,000	1,000,000
Akaun Penyelesaian Utama Perbendaharaan	4,948,347,070	6,228,373,232
<b>AKAUN PERNIAGAAN</b>		
Stor dan Woksypop Belum Diuntukkan	156,921,369	160,497,698
<b>AKAUN PINJAMAN</b>	2,868,948,087	3,212,473,867
Kontraktor	9,208,072	5,591,053
Kumpulan Wang Amanah Pengangkutan Awam - Pinjaman Persekutuan	21,450,107	-
Modal Pusingan Jabatan Pembangunan Koperasi	420,483,753	318,115,280
Pembangunan Ekonomi Belia	13,478,632	12,934,471
Pembiayaan Komputer Anggota Perkhidmatan Awam	39,492,419	38,543,079
Pendahuluan Diri (Pegawai Awam)	11,241,115	36,321,119
Pendahuluan Pelbagai	58,253,041	59,655,642
Pendahuluan Untuk Negeri	925,893,583	637,192,003
Pinjaman Diraja	743,748	728,964
Pinjaman Kenderaan	63,347,198	63,129,854
Pinjaman Kepada Badan Berkanun dan Badan Lain	1,055,058,708	1,887,987,163
Pinjaman Perumahan kepada Golongan Berpendapatan Rendah	10,835,139	16,582,433
Rakyat Malaysia di Luar Negeri	1,282,931	1,277,735
Tabung Pusingan Pinjaman Pelajaran Persekutuan	238,179,641	134,415,071
<b>KUMPULAN WANG LUAR JANGKA</b>		
Kumpulan Wang Luar Jangka	721,390,750	294,306,200

(disambung)

# NOTA KEPADA PENYATA KEWANGAN BAGI TAHUN BERAKHIR 31 DISEMBER 2019

(sambungan)

	2019 (Debit)/Kredit RM	2018 (Debit)/Kredit RM
<b>KUMPULAN WANG YANG LAIN</b>	26,432,223,151	21,641,419,300
Amanah Negara*	17,605,293,030	16,046,677,687
Amanah Pelajar Miskin	73,944,448	55,615,424
Amanah Sukan Negara	26,442,867	19,360,516
Bantuan Bencana Negara	235,859,572	238,534,123
Bantuan Mangsa Serangan Binatang Buas	685,400	541,900
Cadangan Untuk Negeri	224,759,099	259,420,613
Kebajikan dan Kemudahan bagi Penuntut di Luar Negeri	1,866,374	1,951,277
Kumpulan Wang Amanah Bagi Pembangunan Projek ICT Sektor Awam	795,957	537,305
Kumpulan Wang Amanah Dana Automotif Bumiputra	472,854	472,854
Kumpulan Wang Amanah Fi Jaminan	423,415,576	331,886,217
Kumpulan Wang Amanah Kebudayaan dan Kebajikan Penggati Seni	410,811	580,787
Kumpulan Wang Amanah Kursi Eropah Bagi Pengajian Melayu Leiden University, The Netherlands	794	794
Kumpulan Wang Amanah Lembaga Peperiksaan Malaysia	88,707,892	45,239,854
Kumpulan Wang Amanah Majlis Sains Dan Penyelidikan Kebangsaan	3,599,304	3,481,297
Kumpulan Wang Amanah Pendidikan, Perundangan dan Penyelidikan, Institut Penilaian Negara	2,425,679	1,695,340
Kumpulan Wang Amanah Pengangkutan Awam	23,998,163	62,351,926
Kumpulan Wang Amanah Pengurusan Perolehan Setem Cukai (Bandarol) untuk Rokok dan Minuman Keras	39,596,751	39,915,375
Kumpulan Wang Amanah Projek dan Pengukuran Sempadan Bersama Di antara Negeri-negeri Semenanjung Malaysia	2,722,986	2,437,393
Kumpulan Wang Amanah Projek Pelantar Benua Malaysia	1,626,350	5,107
Kumpulan Wang Amanah Sokongan Jabatan Kehakiman Syariah Malaysia	14,535,848	14,195,169
Kumpulan Wang Amanah Tabung Konservasi Sumber Asli Nasional	7,586,776	8,587,426
Kumpulan Wang Amanah Taman Laut dan Rizab Laut	21,633,153	16,342,578
Kumpulan Wang Bagi Bayaran Balik Cukai Barang dan Perkhidmatan	6,005,750,948	3,900,000,034
Penjelas Hutang	3,381,166	3,381,166
Perkhidmatan Kemasyarakatan dan Kebajikan	33,197,929	34,629,981
Perpustakaan Negara	1,208,117	1,321,858
Program Perumahan Rakyat Dimiliki	140,594,969	148,580,363
Skim Biasiswa Sukan Persekutuan	884,216	1,143,899
Tabung Bantuan Perubatan	71,498,080	66,314,608
Tabung Bayaran Balik Cukai	1,355,479,579	316,372,898
Tabung Inovasi Negara	19,813,116	19,813,116
Tabung Pustaka Peringatan P. Ramlee	35,347	30,415
<b>PELBAGAI KUMPULAN WANG AMANAH KERAJAAN</b>	<b>35,128,830,427</b>	<b>31,538,070,297</b>

Nota: (\*) - Baki yang dilaporkan adalah berdasarkan penggunaan kadar pertukaran mata wang asing KWAN pada tarikh pelaporan yang menyebabkan perbezaan sebanyak RM107,348,352.

## (b) Kumpulan Wang Amanah Awam

Kumpulan Wang Amanah Awam mengaunkan terimaan dan bayaran bagi maksud tertentu mengikut akta khas atau Akta Tatacara Kewangan 1957 [Akta 61]. Kumpulan Wang Amanah Awam terdiri daripada Amanah Khas yang diwujudkan di bawah akta yang tersendiri dan Amanah Am yang diwujudkan di bawah Seksyen 9 Akta Tatacara Kewangan 1957 [Akta 61]. Sumber kewangan kumpulan wang ini adalah daripada badan-badan atau orang perseorangan untuk tujuan tertentu. Akaun Amanah Inisiatif Pembiayaan Swasta dan Akaun Amanah Aktiviti Pembangunan Khas Pembiayaan Swasta adalah Kumpulan Wang Amanah Awam yang bertujuan untuk membiayai Perbelanjaan Pembangunan tertentu.

Akaun Amanah yang matan bagi setiap Kumpulan Wang Amanah Awam pada 31 Disember 2019 adalah seperti berikut:

	2019 (Debit)/Kredit RM	2018 (Debit)/Kredit RM
<b>AMANAH KHAS</b>	3,309,508,604	3,130,824,564
Akaun Amanah Estet Kebankrapan	2,074,770,371	2,138,802,162
Kumpulan Wang Dius Api	302,353,303	290,821,360
Akaun Amanah Am Pelikuidasi	295,777,881	273,440,726
Faedah atas Pelaburan untuk Deposit Mahkamah	252,376,478	232,296,456
Akaun Amanah Tabung Bantuan Insolvensi	244,192,413	60,344,828
Pelbagai Amanah Khas	140,038,158	135,119,032
<b>AMANAH AM</b>	6,184,702,924	7,080,573,888
Akaun Amanah Aktiviti Pembangunan Khas Pembiayaan Swasta	1,987,696,162	3,129,217,998
Akaun Amanah Mendapatkan Kembali Aset	695,806,281	-
Akaun Amanah Industri Bekalan Elektrik	680,775,000	604,797,267
Akaun Amanah Inisiatif Pembiayaan Swasta	464,195,942	497,299,398
Akaun Amanah Membangun/Menaiktaraf Sistem Pembetungan untuk Pembangunan Baru	427,040,883	415,459,860
Akaun Amanah Sumber Khas	421,245,984	426,949,191
Pelbagai Amanah Am	1,507,942,672	2,006,849,774
<b>KUMPULAN WANG AMANAH AWAM</b>	<b>9,494,211,528</b>	<b>10,211,398,052</b>

# NOTA KEPADA PENYATA KEWANGAN BAGI TAHUN BERAKHIR 31 DISEMBER 2019

## (c) Akaun Deposit

Akaun Deposit terdiri daripada Deposit Am dan Deposit Pelarasan. Deposit Am adalah wang yang diterima khusus bagi sesuatu maksud di bawah undang-undang atau perjanjian dan perlu dibayar balik apabila maksud telah tercapai. Deposit Pelarasan adalah akaun sementara yang digunakan sebelum bayaran dibuat atau pelarasan kepada akaun tertentu.

Akaun Deposit yang matan bagi setiap kategori Deposit pada 31 Disember 2019 adalah seperti berikut:

	2019 (Debit)/Kredit RM	2018 (Debit)/Kredit RM
<b>DEPOSIT AM</b>	10,926,434,174	10,792,824,645
Kawalan Wang Tak Dituntut	6,401,897,831	5,752,246,030
Wang Jaminan Pelaksanaan	1,717,587,773	1,691,185,905
Mahkamah Tinggi	1,322,316,390	1,148,171,490
Wang Tak Dituntut	470,566,889	691,918,489
Pelbagai Deposit Am	1,014,065,291	1,509,302,731
<b>DEPOSIT PELARASAN</b>	241,114,117	1,066,289,229
Terimaan Yang Tidak Diperuntukkan	127,763,726	878,084,519
Pindahan Dana Elektronik Terbatal	80,353,466	142,398,185
Deposit Pembatalan Pencen Skim B	24,628,504	28,011,556
Pelbagai Deposit Pelarasan	8,368,421	17,794,969
<b>AKAUN DEPOSIT</b>	<b>11,167,548,291</b>	<b>11,859,113,874</b>

## 8. PENYATA PENERIMAAN DAN PEMBAYARAN WANG TUNAI

### TERIMAAN

#### (a) Hasil

Hasil Cukai yang dilaporkan di Penyata Penerimaan dan Pembayaran Wang Tunai berbeza sebanyak RM685,026 dengan Penyata Akaun Hasil Disatukan di Nota 5 adalah disebabkan oleh pelarasan bayaran balik hasil.

Hasil Bukan Cukai yang dilaporkan di Penyata Penerimaan dan Pembayaran Wang Tunai berbeza sebanyak RM153,080,621 dengan Penyata Akaun Hasil Disatukan di Nota 5 adalah disebabkan oleh pelarasan Akaun Amanah Dana Khas, bayaran balik hasil dan pelbagai Akaun Deposit.

Perbezaan Terimaan Bukan Hasil yang dilaporkan di Penyata Penerimaan dan Pembayaran Wang Tunai sebanyak RM441,331,858 dengan Penyata Akaun Hasil Disatukan di Nota 5 adalah disebabkan oleh pelarasan bayaran balik hasil dan pelbagai Akaun Deposit serta penutupan Akaun Amanah Dana Khas Negara.

Hasil Wilayah Persekutuan yang dilaporkan di Penyata Penerimaan dan Pembayaran Wang Tunai berbeza sebanyak RM73,220 dengan Penyata Akaun Hasil Disatukan di Nota 5 adalah disebabkan oleh pelarasan bayaran balik hasil.

#### (b) Terimaan Modal

Perbezaan Terimaan Balik Pinjaman di bawah kategori Terimaan Modal yang dilaporkan di Penyata Penerimaan dan Pembayaran Wang Tunai dengan Penyata Kumpulan Wang Pembangunan di Nota 7(a)(i) sebanyak RM52,844,755 adalah disebabkan oleh pelarasan Akaun Amanah Dana Khas dan Akaun Deposit Pinjaman Boleh Dituntut.

### BAYARAN

#### (a) Perbelanjaan Mengurus

Perbezaan perbelanjaan Pemberian dan Kenaan Bayaran Tetap sebanyak RM38,507,580,205 di Penyata Penerimaan dan Pembayaran Wang Tunai dengan Penyata Akaun Hasil Disatukan di Nota 5 adalah disebabkan oleh pindahan peruntukan Kumpulan Wang Amanah Kerajaan berjumlah RM38,372,833,100 dan pelarasan bayaran balik pendahuluan Kumpulan Wang Pendahuluan Untuk Negeri berjumlah RM134,747,105.

Perbezaan Perbelanjaan-perbelanjaan Lain berjumlah RM60,277,116 di Penyata Penerimaan dan Pembayaran Wang Tunai dengan Penyata Akaun Hasil Disatukan di Nota 5 adalah disebabkan pelarasan hapus kira pinjaman dan pelarasan bayaran balik hasil.

#### (b) Perbelanjaan Amanah

Pelbagai Perbelanjaan Amanah yang dilaporkan di Penyata Penerimaan dan Pembayaran Wang Tunai sebanyak RM34,563,208,527 merupakan baki bersih semasa Akaun Amanah tidak termasuk Kumpulan Wang Pembangunan, Akaun Amanah Inisiatif Pembiayaan Swasta dan Akaun Amanah Aktiviti Pembangunan Khas Pembiayaan Swasta.

# NOTA KEPADA PENYATA KEWANGAN BAGI TAHUN BERAKHIR 31 DISEMBER 2019

## 9. MEMORANDUM ASET

Memorandum Aset menunjukkan sebahagian aset kewangan kerajaan iaitu Akaun Belum Terima dan Pelaburan yang dikenakan kepada Perbelanjaan Mengurus atau Pembangunan, tetapi tidak dinyatakan dalam Penyata Kedudukan Kewangan.

### (a) Akaun Belum Terima

Akaun Belum Terima terdiri daripada Pinjaman dan Pendahuluan Boleh Dituntut dan Pelbagai Akaun Belum Terima. Kedudukan Akaun Belum Terima pada 31 Disember 2019 adalah berjumlah RM94,114,786,243 dengan perincian seperti di bawah:

#### (i) Pinjaman dan Pendahuluan Boleh Dituntut

Pinjaman dan Pendahuluan Boleh Dituntut adalah pinjaman dan pendahuluan yang diberikan oleh Kerajaan Persekutuan kepada Kerajaan Negeri, Syarikat, Badan Berkanun, Pihak Berkuasa Tempatan, Koperasi, Pelbagai Agensi dan Perseorangan.

Mulai tahun 2019, kategori Perseorangan merupakan kemudahan pinjaman serta pendahuluan kepada penjawat awam yang terdiri daripada pinjaman komputer, pinjaman kenderaan, pendahuluan diri dan pendahuluan pelbagai.

Pinjaman Perumahan kepada Golongan Berpendapatan Rendah telah diklasifikasikan semula dari kategori Perseorangan ke Pelbagai Akaun Belum Terima. Nilai perbandingan bagi tahun 2018 untuk kategori Perseorangan telah dinyatakan semula daripada RM369,714,975 kepada RM266,299,538.

Maklumat terperinci Pinjaman dan Pendahuluan Boleh Dituntut boleh dirujuk di Lampiran 3 : Penyata Akaun Memorandum Pinjaman dan Pendahuluan Boleh Dituntut pada 31 Disember 2019.

Pinjaman dan Pendahuluan Boleh Dituntut pada 31 Disember 2019 adalah seperti berikut:

	2019 RM	2018 RM
<b>PINJAMAN DAN PENDAHULUAN BOLEH DITUNTUT</b>	<b>57,661,165,390</b>	<b>57,797,910,384</b>
Kerajaan Negeri	16,344,322,228	18,221,257,138
Syarikat	31,922,223,026	30,764,095,109
Badan Berkanun	6,954,203,678	6,328,481,358
Pihak Berkuasa Tempatan	185,252,112	192,116,889
Koperasi	248,220,930	265,203,844
Pelbagai Agensi	1,715,327,959	1,760,456,508
Perseorangan	291,615,457	266,299,538

#### (ii) Pelbagai Akaun Belum Terima

Pelbagai Akaun Belum Terima pada 31 Disember 2019 adalah berjumlah RM36,453,620,853 berdasarkan rekod di Kementerian/Jabatan. Jumlah ini termasuk pinjaman dan pendahuluan di peringkat Kementerian/Jabatan selain daripada Kementerian Kewangan berjumlah RM790,573,665. Tunggakan Pelbagai Akaun Belum Terima adalah sebanyak RM20,478,751,315 termasuk tunggakan faedah Pinjaman Boleh Dituntut berjumlah RM2,441,684,121.

### (b) Pelaburan

Pelaburan adalah pegangan ekuiti dalam syarikat, badan berkanun dan agensi antarabangsa.

Maklumat terperinci Pelaburan boleh dirujuk di Lampiran 4 : Penyata Akaun Memorandum Pelaburan pada 31 Disember 2019.

Pelaburan pada 31 Disember 2019 adalah seperti berikut:

	2019 Nilai Buku RM	2018 Nilai Buku RM
<b>PELABURAN</b>	<b>32,038,227,719</b>	<b>31,058,227,719</b>
Syarikat	31,021,552,794	30,041,552,794
Badan Berkanun	978,100,696	978,100,696
Agensi Antarabangsa	38,574,229	38,574,229

# NOTA KEPADA PENYATA KEWANGAN BAGI TAHUN BERAKHIR 31 DISEMBER 2019

## 10. MEMORANDUM LIABILITI

Memorandum Liabiliti menunjukkan liabiliti kerajaan yang tidak dinyatakan dalam Penyata Kedudukan Kewangan. Komponen pelaporan memorandum ini adalah merangkumi Hutang Persekutuan, Liabiliti Inisiatif Pembiayaan Swasta, Komitmen Kewangan dan Pelbagai Liabiliti.

### (a) Hutang Persekutuan

Hutang Persekutuan diklasifikasikan sebagai Pinjaman dan Bantuan Luar Negeri selaras dengan para 2.1.82 *Cash Basis IPSAS*. Hutang luar negeri dalam mata wang asing dinyatakan dalam nilai setara Ringgit Malaysia dengan menggunakan kadar pertukaran Bank Negara Malaysia pada 31 Disember 2019.

Pegangan Bukan Pemastautin bagi Pinjaman Dalam Negeri pada 31 Disember 2019 adalah berjumlah RM186,493,078,000.

Maklumat terperinci Hutang Persekutuan boleh dirujuk di Lampiran 5 : Penyata Akaun Memorandum Liabiliti - Hutang Persekutuan pada 31 Disember 2019.

Kedudukan Hutang Persekutuan pada 31 Disember 2019 adalah seperti berikut:

	2019 RM	2018 RM
<b>PINJAMAN</b>	<b>787,579,226,000</b>	<b>735,451,589,000</b>
<b>Dalam Negeri</b>	764,232,726,000	719,545,169,000
Bil Perbendaharaan	4,500,000,000	6,500,000,000
Terbitan Pelaburan Kerajaan	338,800,000,000	304,300,000,000
Sekuriti Kerajaan Malaysia	394,132,726,000	380,345,169,000
Sukuk	26,800,000,000	28,400,000,000
<b>Luar Negeri</b>		
Pinjaman Pasaran	23,346,500,000	15,906,420,000
<b>BANTUAN LUAR NEGERI</b>	<b>5,418,329,813</b>	<b>5,597,125,484</b>
Pinjaman Multilateral	216,823,071	288,885,562
Pinjaman Bilateral	5,201,506,742	5,308,239,922
<b>HUTANG PERSEKUTUAN</b>	<b>792,997,555,813</b>	<b>741,048,714,484</b>

### (b) Liabiliti Inisiatif Pembiayaan Swasta

Liabiliti Inisiatif Pembiayaan Swasta adalah obligasi bayaran balik Kerajaan Persekutuan bagi pendanaan projek-projek awam melalui pendanaan Akaun Amanah Inisiatif Pembiayaan Swasta dan Akaun Amanah Pembangunan Khas Pembiayaan Swasta.

Maklumat terperinci Liabiliti Inisiatif Pembiayaan Swasta boleh dirujuk di Lampiran 6 : Penyata Akaun Memorandum Liabiliti - Inisiatif Pembiayaan Swasta pada 31 Disember 2019.

Kedudukan Liabiliti Inisiatif Pembiayaan Swasta pada 31 Disember 2019 adalah seperti berikut:

	2019 RM	2018 RM
<b>LIABILITI INISIATIF PEMBIAYAAN SWASTA</b>	<b>38,829,548,225</b>	<b>36,416,442,980</b>
Inisiatif Pembiayaan Swasta	18,113,051,055	14,833,406,915
Aktiviti Pembangunan Khas Pembiayaan Swasta	20,716,497,170	21,583,036,065

# NOTA KEPADA PENYATA KEWANGAN BAGI TAHUN BERAKHIR 31 DISEMBER 2019

## (c) Komitmen Kewangan

Komitmen Kewangan menunjukkan obligasi Kerajaan Persekutuan untuk membuat bayaran kepada pihak - pihak yang berkaitan. Kedudukan Komitmen Kewangan pada 31 Disember 2019 adalah berjumlah RM247,461,392,666 dengan perincian seperti di bawah:

### i) Komitmen Jaminan

Komitmen Jaminan adalah obligasi Kerajaan Persekutuan untuk membayar balik pinjaman syarikat-syarikat berkaitan Kerajaan yang dijamin oleh Kerajaan Persekutuan seperti yang diperuntukkan di bawah Akta Jaminan Pinjaman (Pertubuhan Perbadanan) 1965 [Akta 96] dan Akta Tatacara Kewangan 1957 [Akta 61].

Maklumat terperinci Komitmen Jaminan boleh dirujuk di Lampiran 7 : Penyata Akaun Memorandum Liabiliti - Komitmen Jaminan pada 31 Disember 2019.

Kedudukan Komitmen Jaminan pada 31 Disember 2019 adalah seperti berikut:

	2019 RM	2018 RM
<b>KOMITMEN JAMINAN</b>	193,992,526,604	164,908,473,346
Dalam Negeri	146,117,984,951	116,003,213,747
Luar Negeri	47,874,541,653	48,905,259,599

### ii) Komitmen Pajak Kewangan

Komitmen Pajak Kewangan adalah obligasi bayaran pajak Kerajaan Persekutuan di bawah perjanjian pajak kewangan berdasarkan rekod di Kementerian/Jabatan.

Maklumat terperinci Komitmen Pajak Kewangan boleh dirujuk di Lampiran 8 : Penyata Akaun Memorandum Liabiliti - Komitmen Pajak Kewangan pada 31 Disember 2019.

Kedudukan Komitmen Pajak Kewangan pada 31 Disember 2019 adalah seperti berikut:

	2019 RM	2018 RM
<b>KOMITMEN PAJAKAN KEWANGAN</b>	33,086,435,272	31,517,888,277
Pajakan Kewangan Kerajaan Persekutuan	22,189,240,582	20,008,614,753
Pajakan Kewangan Badan Berkanun	10,897,194,690	11,509,273,524

### iii) Komitmen Bayaran Balik Cukai

Komitmen Bayaran Balik Cukai adalah obligasi Kerajaan Persekutuan untuk membayar balik cukai yang telah dikutip tertakluk kepada proses semakan dan pengauditan.

Komitmen Bayaran Balik Cukai pada 31 Disember 2019 adalah seperti berikut:

	2019 RM	2018 RM
<b>KOMITMEN BAYARAN BALIK CUKAI</b>	19,392,393,636	44,372,590,815
Cukai Pendapatan	10,346,928,837	17,943,934,658
Cukai Keuntungan Harta Tanah	503,958,079	492,507,539
Cukai Barangan dan Perkhidmatan	8,541,506,720	25,936,148,618

### iv) Komitmen Pampasan

Komitmen Pampasan adalah obligasi bayaran pampasan berdasarkan terma-terma kontrak Kerajaan Persekutuan dengan syarikat-syarikat pemegang konsesi.

Maklumat terperinci Komitmen Pampasan boleh dirujuk di Lampiran 9 : Penyata Akaun Memorandum Liabiliti - Komitmen Pampasan pada 31 Disember 2019.

Komitmen Pampasan pada 31 Disember 2019 adalah seperti berikut:

	2019 RM	2018 RM
<b>KOMITMEN PAMPASAN</b>	990,037,154	2,169,792,773
Pampasan Konsesi Lebuhraya	990,037,154	2,169,792,773

# NOTA KEPADA PENYATA KEWANGAN BAGI TAHUN BERAKHIR 31 DISEMBER 2019

## (d) Pelbagai Liabiliti

Pelbagai Liabiliti pada 31 Disember 2019 adalah seperti berikut:

	2019 RM	2018 RM
<b>PELBAGAI LIABILITI</b>	<b>840,133,470</b>	<b>786,190,452</b>
Nota Kena Bayar	798,665,127	744,856,249
Sekuriti Tak Dituntut	27,431,987	27,332,947
Akaun Depositori Pusat	14,036,356	14,001,256

## 11. LIABILITI LUAR JANGKA

Liabiliti Luar Jangka akan menjadi liabiliti sebenar kerajaan sekiranya entiti berkenaan gagal memenuhi obligasi perjanjian atau berlaku sesuatu peristiwa tertentu. Liabiliti Luar Jangka terdiri daripada Pinjaman Badan Berkanun dan syarikat milik kerajaan yang dijamin oleh Kerajaan Persekutuan serta simpanan pendeposit di Bank Simpanan Nasional, Kumpulan Wang Simpanan Pekerja, Lembaga Tabung Haji dan Skim Simpanan Pendidikan Nasional (SSPN-i) di bawah Perbadanan Tabung Pendidikan Tinggi Nasional.

Liabiliti Luar Jangka pada 31 Disember 2019 adalah seperti berikut:

- a) Pinjaman Badan Berkanun dan syarikat milik kerajaan yang dijamin oleh Kerajaan Persekutuan berjumlah RM275,378,709,914 seperti yang diperuntukkan di bawah Akta Jaminan Pinjaman (Pertubuhan Perbadanan) 1965 [Akta 96]. Ini termasuk jaminan pinjaman yang telah menjadi komitmen Kerajaan seperti dilaporkan di Nota 10(c)(i). Selain itu, sebahagian daripada jaminan berjumlah RM42,830,300,000 berisiko menjadi komitmen Kerajaan berdasarkan kedudukan kewangan entiti yang dijamin.
- b) Simpanan pendeposit di Bank Simpanan Nasional, Kumpulan Wang Simpanan Pekerja, Lembaga Tabung Haji dan Perbadanan Tabung Pendidikan Tinggi Nasional yang berjumlah RM1,019,362,949,761 seperti yang diperuntukkan di bawah akta penubuhan kumpulan wang berkenaan.

Maklumat terperinci Liabiliti Luar Jangka boleh dirujuk di Lampiran 10 : Penyata Akaun Memorandum Jaminan Berkanun pada 31 Disember 2019.

## 12. WANG PENDAHULUAN KONTRAKTOR

Wang Pendahuluan Kontraktor pada 31 Disember 2019 adalah berjumlah RM630,587,851 berdasarkan rekod di Kementerian/Jabatan.



# LAMPIRAN KEPADA NOTA

PENYATA KEWANGAN KERAJAAN PERSEKUTUAN

• 2019





# LAMPIRAN 1

## PENYATA PERBELANJAAN MENGURUS

PENYATA KEWANGAN KERAJAAN PERSEKUTUAN

• 2019





## Penyata Perbelanjaan Mengurus bagi tahun berakhir 31 Disember 2019

Maksud Perbelanjaan	Anggaran		Sebenar	
	Asal	Dipinda	Amaun	Prestasi
	RM	RM	RM	%
<b>PERBELANJAAN TANGGUNGAN</b>				
<b>T.01 PERUNTUKAN DIRAJA BAGI S.P.B. YANG DI-PERTUAN AGONG</b>				
010000 PENTADBIRAN AM				
010100 Pentadbiran Am				
10000 Emolumen	7,602,000	7,602,000	7,602,000.00	100.00
20000 Perkhidmatan dan Bekalan	5,611,000	5,611,000	5,611,000.00	100.00
30000 Aset	170,000	170,000	170,000.00	100.00
40000 Pemberian dan Kenaan Bayaran Tetap	150,000	150,000	150,000.00	100.00
<i>Jumlah 010100</i>	13,533,000	13,533,000	13,533,000.00	100.00
<i>Emolumen</i>	7,602,000	7,602,000	7,602,000.00	100.00
<i>Perkhidmatan dan Bekalan</i>	5,611,000	5,611,000	5,611,000.00	100.00
<i>Aset</i>	170,000	170,000	170,000.00	100.00
<i>Pemberian dan Kenaan Bayaran Tetap</i>	150,000	150,000	150,000.00	100.00
<i>Jumlah 010000</i>	13,533,000	13,533,000	13,533,000.00	100.00
<i>Jumlah Emolumen</i>	7,602,000	7,602,000	7,602,000.00	100.00
<i>Jumlah Perkhidmatan dan Bekalan</i>	5,611,000	5,611,000	5,611,000.00	100.00
<i>Jumlah Aset</i>	170,000	170,000	170,000.00	100.00
<i>Jumlah Pemberian dan Kenaan Bayaran Tetap</i>	150,000	150,000	150,000.00	100.00
<b>JUMLAH PERUNTUKAN DIRAJA BAGI S.P.B. YANG DI-PERTUAN AGONG</b>	13,533,000	13,533,000	13,533,000.00	100.00
<b>T.02 ELAUN-ELAUN DIRAJA</b>				
010000 ELAUN-ELAUN DIRAJA				
010100 Elaun-elaun Diraja				
10000 Emolumen	1,327,100	1,327,100	1,324,042.05	99.77
<i>Jumlah 010100</i>	1,327,100	1,327,100	1,324,042.05	99.77
<i>Emolumen</i>	1,327,100	1,327,100	1,324,042.05	99.77
<i>Jumlah 010000</i>	1,327,100	1,327,100	1,324,042.05	99.77
<i>Jumlah Emolumen</i>	1,327,100	1,327,100	1,324,042.05	99.77
<b>JUMLAH ELAUN-ELAUN DIRAJA</b>	1,327,100	1,327,100	1,324,042.05	99.77
<b>T.03 KETUA HAKIM NEGARA, HAKIM BESAR DAN HAKIM</b>				
010000 MAHKAMAH PERSEKUTUAN				
010100 Mahkamah Persekutuan				
10000 Emolumen	9,821,200	9,821,200	1,928,499.38	19.64
20000 Perkhidmatan dan Bekalan	2,286,900	2,836,900	2,653,143.63	93.52
30000 Aset	110,000	110,000	74,479.95	67.71
40000 Pemberian dan Kenaan Bayaran Tetap	170,300	170,300	18,453.63	10.84
<i>Jumlah 010100</i>	12,388,400	12,938,400	4,674,576.59	36.13
<i>Emolumen</i>	9,821,200	9,821,200	1,928,499.38	19.64
<i>Perkhidmatan dan Bekalan</i>	2,286,900	2,836,900	2,653,143.63	93.52
<i>Aset</i>	110,000	110,000	74,479.95	67.71
<i>Pemberian dan Kenaan Bayaran Tetap</i>	170,300	170,300	18,453.63	10.84
<i>Jumlah 010000</i>	12,388,400	12,938,400	4,674,576.59	36.13
020000 MAHKAMAH RAYUAN				
020100 Mahkamah Rayuan				
10000 Emolumen	22,761,000	22,461,000	12,168,176.25	54.17
20000 Perkhidmatan dan Bekalan	1,881,200	1,781,200	1,259,807.30	70.73
30000 Aset	670,000	670,000	4,950.00	0.74
40000 Pemberian dan Kenaan Bayaran Tetap	473,000	258,800	12,019.95	4.64
<i>Jumlah 020100</i>	25,785,200	25,171,000	13,444,953.50	53.41
<i>Emolumen</i>	22,761,000	22,461,000	12,168,176.25	54.17
<i>Perkhidmatan dan Bekalan</i>	1,881,200	1,781,200	1,259,807.30	70.73
<i>Aset</i>	670,000	670,000	4,950.00	0.74
<i>Pemberian dan Kenaan Bayaran Tetap</i>	473,000	258,800	12,019.95	4.64
<i>Jumlah 020000</i>	25,785,200	25,171,000	13,444,953.50	53.41

(disambung...)

## Penyata Perbelanjaan Mengurus bagi tahun berakhir 31 Disember 2019

(sambungan)

Maksud Perbelanjaan	Anggaran		Sebenar	
	Asal	Dipinda	Amaan	Prestasi
	RM	RM	RM	%
<b>PERBELANJAAN TANGGUNGAN – (SAMB.)</b>				
<b>T.03 KETUA HAKIM NEGARA, HAKIM BESAR DAN HAKIM – (SAMB.)</b>				
030000 MAHKAMAH TINGGI				
030100 Mahkamah Tinggi				
10000 Emolumen	66,062,800	60,362,800	60,116,786.07	99.59
20000 Perkhidmatan dan Bekalan	7,173,600	12,723,600	12,208,386.38	95.95
30000 Aset	50,000	50,000	22,980.00	45.96
40000 Pemberian dan Kenaan Bayaran Tetap	540,000	754,200	750,112.62	99.46
<i>Jumlah 030100</i>	73,826,400	73,890,600	73,098,265.07	98.93
<i>Emolumen</i>	66,062,800	60,362,800	60,116,786.07	99.59
<i>Perkhidmatan dan Bekalan</i>	7,173,600	12,723,600	12,208,386.38	95.95
<i>Aset</i>	50,000	50,000	22,980.00	45.96
<i>Pemberian dan Kenaan Bayaran Tetap</i>	540,000	754,200	750,112.62	99.46
<i>Jumlah 030000</i>	73,826,400	73,890,600	73,098,265.07	98.93
<i>Jumlah Emolumen</i>	98,645,000	92,645,000	74,213,461.70	80.11
<i>Jumlah Perkhidmatan dan Bekalan</i>	11,341,700	17,341,700	16,121,337.31	92.96
<i>Jumlah Aset</i>	830,000	830,000	102,409.95	12.34
<i>Jumlah Pemberian dan Kenaan Bayaran Tetap</i>	1,183,300	1,183,300	780,586.20	65.97
<b>JUMLAH KETUA HAKIM NEGARA, HAKIM BESAR DAN HAKIM</b>	112,000,000	112,000,000	91,217,795.16	81.44
<b>T.04 KETUA AUDIT NEGARA</b>				
010000 PENTADBIRAN KORPORAT				
010100 Pentadbiran Korporat				
10000 Emolumen	515,500	515,500	474,123.80	91.97
20000 Perkhidmatan dan Bekalan	274,600	274,600	169,769.43	61.82
40000 Pemberian dan Kenaan Bayaran Tetap	135,700	135,700	129,369.60	95.34
<i>Jumlah 010100</i>	925,800	925,800	773,262.83	83.52
<i>Emolumen</i>	515,500	515,500	474,123.80	91.97
<i>Perkhidmatan dan Bekalan</i>	274,600	274,600	169,769.43	61.82
<i>Pemberian dan Kenaan Bayaran Tetap</i>	135,700	135,700	129,369.60	95.34
<i>Jumlah 010000</i>	925,800	925,800	773,262.83	83.52
<i>Jumlah Emolumen</i>	515,500	515,500	474,123.80	91.97
<i>Jumlah Perkhidmatan dan Bekalan</i>	274,600	274,600	169,769.43	61.82
<i>Jumlah Pemberian dan Kenaan Bayaran Tetap</i>	135,700	135,700	129,369.60	95.34
<b>JUMLAH KETUA AUDIT NEGARA</b>	925,800	925,800	773,262.83	83.52
<b>T.05 YANG DI - PERTUA DEWAN RAKYAT</b>				
010000 URUSAN PARLIMEN				
010100 Urusan Parlimen				
10000 Emolumen	1,328,000	1,328,000	1,013,604.76	76.33
20000 Perkhidmatan dan Bekalan	652,900	652,900	251,921.45	38.58
<i>Jumlah 010100</i>	1,980,900	1,980,900	1,265,526.21	63.89
<i>Emolumen</i>	1,328,000	1,328,000	1,013,604.76	76.33
<i>Perkhidmatan dan Bekalan</i>	652,900	652,900	251,921.45	38.58
<i>Jumlah 010000</i>	1,980,900	1,980,900	1,265,526.21	63.89
<i>Jumlah Emolumen</i>	1,328,000	1,328,000	1,013,604.76	76.33
<i>Jumlah Perkhidmatan dan Bekalan</i>	652,900	652,900	251,921.45	38.58
<b>JUMLAH YANG DI - PERTUA DEWAN RAKYAT</b>	1,980,900	1,980,900	1,265,526.21	63.89
<b>T.06 YANG DI - PERTUA DEWAN NEGARA</b>				
010000 URUSAN PARLIMEN				
010100 Urusan Parlimen				
10000 Emolumen	1,281,900	1,281,900	1,008,096.19	78.64
20000 Perkhidmatan dan Bekalan	436,700	436,700	250,990.35	57.47
<i>Jumlah 010100</i>	1,718,600	1,718,600	1,259,086.54	73.26

(disambung...)

## Penyata Perbelanjaan Mengurus bagi tahun berakhir 31 Disember 2019

(sambungan)

Maksud Perbelanjaan	Anggaran		Sebenar	
	Asal	Dipinda	Amaun	Prestasi
	RM	RM	RM	%
<b>PERBELANJAAN TANGGUNGAN – (SAMB.)</b>				
<b>T.06 YANG DI - PERTUA DEWAN NEGARA – (SAMB.)</b>				
010000 URUSAN PARLIMEN – (SAMB.)				
Emolumen	1,281,900	1,281,900	1,008,096.19	78.64
Perkhidmatan dan Bekalan	436,700	436,700	250,990.35	57.47
<i>Jumlah 010000</i>	1,718,600	1,718,600	1,259,086.54	73.26
<i>Jumlah Emolumen</i>	1,281,900	1,281,900	1,008,096.19	78.64
<i>Jumlah Perkhidmatan dan Bekalan</i>	436,700	436,700	250,990.35	57.47
<b>JUMLAH YANG DI - PERTUA DEWAN NEGARA</b>	1,718,600	1,718,600	1,259,086.54	73.26
<b>T.07 SURUHANJAYA PILIHAN RAYA</b>				
010000 URUSAN PILIHAN RAYA				
010100 Pengurusan				
10000 Emolumen	746,600	746,600	691,180.04	92.58
<i>Jumlah 010100</i>	746,600	746,600	691,180.04	92.58
010200 Operasi				
10000 Emolumen	1,503,500	1,350,580	1,279,954.55	94.77
40000 Pemberian dan Kenaan Bayaran Tetap	782,000	934,920	934,917.20	99.99
<i>Jumlah 010200</i>	2,285,500	2,285,500	2,214,871.75	96.91
<i>Emolumen</i>	2,250,100	2,097,180	1,971,134.59	93.99
<i>Pemberian dan Kenaan Bayaran Tetap</i>	782,000	934,920	934,917.20	99.99
<i>Jumlah 010000</i>	3,032,100	3,032,100	2,906,051.79	95.84
<i>Jumlah Emolumen</i>	2,250,100	2,097,180	1,971,134.59	93.99
<i>Jumlah Pemberian dan Kenaan Bayaran Tetap</i>	782,000	934,920	934,917.20	99.99
<b>JUMLAH SURUHANJAYA PILIHAN RAYA</b>	3,032,100	3,032,100	2,906,051.79	95.84
<b>T.08 SURUHANJAYA PERKHIDMATAN KEHAKIMAN DAN PERUNDANGAN</b>				
010000 PENGAMBILAN				
010100 Pengambilan				
10000 Emolumen	11,000	11,000	10,900.00	99.09
<i>Jumlah 010100</i>	11,000	11,000	10,900.00	99.09
<i>Emolumen</i>	11,000	11,000	10,900.00	99.09
<i>Jumlah 010000</i>	11,000	11,000	10,900.00	99.09
<i>Jumlah Emolumen</i>	11,000	11,000	10,900.00	99.09
<b>JUMLAH SURUHANJAYA PERKHIDMATAN KEHAKIMAN DAN PERUNDANGAN</b>	11,000	11,000	10,900.00	99.09
<b>T.09 SURUHANJAYA PERKHIDMATAN AWAM</b>				
010000 PENTADBIRAN AM DAN KEWANGAN				
010100 Pentadbiran Am dan Kewangan				
10000 Emolumen	1,119,700	1,119,700	746,397.33	66.66
<i>Jumlah 010100</i>	1,119,700	1,119,700	746,397.33	66.66
<i>Emolumen</i>	1,119,700	1,119,700	746,397.33	66.66
<i>Jumlah 010000</i>	1,119,700	1,119,700	746,397.33	66.66
020000 PENGAMBILAN				
020100 Pengambilan				
10000 Emolumen	4,655,800	4,555,800	2,961,061.41	65.00
20000 Perkhidmatan dan Bekalan	909,500	1,059,500	1,048,781.10	98.99
40000 Pemberian dan Kenaan Bayaran Tetap	1,100,000	1,050,000	1,049,510.70	99.95
<i>Jumlah 020100</i>	6,665,300	6,665,300	5,059,353.21	75.91
<i>Emolumen</i>	4,655,800	4,555,800	2,961,061.41	65.00
<i>Perkhidmatan dan Bekalan</i>	909,500	1,059,500	1,048,781.10	98.99
<i>Pemberian dan Kenaan Bayaran Tetap</i>	1,100,000	1,050,000	1,049,510.70	99.95
<i>Jumlah 020000</i>	6,665,300	6,665,300	5,059,353.21	75.91

(disambung...)

## Penyata Perbelanjaan Mengurus bagi tahun berakhir 31 Disember 2019

(sambungan)

Maksud Perbelanjaan	Anggaran		Sebenar	
	Asal	Dipinda	Amaun	Prestasi
	RM	RM	RM	%
<b>PERBELANJAAN TANGGUNGAN – (SAMB.)</b>				
<b>T.09 SURUHANJAYA PERKHIDMATAN AWAM – (SAMB.)</b>				
020000 PENGAMBILAN - (SAMB.)				
<i>Jumlah Emolumen</i>	5,775,500	5,675,500	3,707,458.74	65.32
<i>Jumlah Perkhidmatan dan Bekalan</i>	909,500	1,059,500	1,048,781.10	98.99
<i>Jumlah Pemberian dan Kenaan Bayaran Tetap</i>	1,100,000	1,050,000	1,049,510.70	99.95
<b>JUMLAH SURUHANJAYA PERKHIDMATAN AWAM</b>	<b>7,785,000</b>	<b>7,785,000</b>	<b>5,805,750.54</b>	<b>74.58</b>
<b>T.10 SURUHANJAYA PERKHIDMATAN PELAJARAN</b>				
010000 PENGURUSAN KAKITANGAN PERKHIDMATAN PELAJARAN				
010100 Pentadbiran Am dan Kewangan				
10000 Emolumen	750,600	766,599	766,561.90	99.99
20000 Perkhidmatan dan Bekalan	50,000	50,000	49,972.87	99.95
<b>Jumlah 010100</b>	<b>800,600</b>	<b>816,599</b>	<b>816,534.77</b>	<b>99.99</b>
010200 Pengambilan				
10000 Emolumen	3,318,300	3,252,601	3,114,228.72	95.75
20000 Perkhidmatan dan Bekalan	513,000	591,490	591,337.49	99.97
40000 Pemberian dan Kenaan Bayaran Tetap	1,037,800	1,009,010	1,009,008.00	99.99
<b>Jumlah 010200</b>	<b>4,869,100</b>	<b>4,853,101</b>	<b>4,714,574.21</b>	<b>97.15</b>
<i>Emolumen</i>	4,068,900	4,019,200	3,880,790.62	96.56
<i>Perkhidmatan dan Bekalan</i>	563,000	641,490	641,310.36	99.97
<i>Pemberian dan Kenaan Bayaran Tetap</i>	1,037,800	1,009,010	1,009,008.00	99.99
<b>Jumlah 010000</b>	<b>5,669,700</b>	<b>5,669,700</b>	<b>5,531,108.98</b>	<b>97.56</b>
<i>Jumlah Emolumen</i>	4,068,900	4,019,200	3,880,790.62	96.56
<i>Jumlah Perkhidmatan dan Bekalan</i>	563,000	641,490	641,310.36	99.97
<i>Jumlah Pemberian dan Kenaan Bayaran Tetap</i>	1,037,800	1,009,010	1,009,008.00	99.99
<b>JUMLAH SURUHANJAYA PERKHIDMATAN PELAJARAN</b>	<b>5,669,700</b>	<b>5,669,700</b>	<b>5,531,108.98</b>	<b>97.56</b>
<b>T.11 SURUHANJAYA PASUKAN POLIS</b>				
010000 PERKHIDMATAN KAKITANGAN				
010100 Perkhidmatan Kakitangan				
10000 Emolumen	1,515,500	1,515,500	1,233,438.30	81.39
20000 Perkhidmatan dan Bekalan	486,000	399,000	116,569.95	29.22
40000 Pemberian dan Kenaan Bayaran Tetap	259,500	346,500	216,216.00	62.40
<b>Jumlah 010100</b>	<b>2,261,000</b>	<b>2,261,000</b>	<b>1,566,224.25</b>	<b>69.27</b>
<i>Emolumen</i>	1,515,500	1,515,500	1,233,438.30	81.39
<i>Perkhidmatan dan Bekalan</i>	486,000	399,000	116,569.95	29.22
<i>Pemberian dan Kenaan Bayaran Tetap</i>	259,500	346,500	216,216.00	62.40
<b>Jumlah 010000</b>	<b>2,261,000</b>	<b>2,261,000</b>	<b>1,566,224.25</b>	<b>69.27</b>
<i>Jumlah Emolumen</i>	1,515,500	1,515,500	1,233,438.30	81.39
<i>Jumlah Perkhidmatan dan Bekalan</i>	486,000	399,000	116,569.95	29.22
<i>Jumlah Pemberian dan Kenaan Bayaran Tetap</i>	259,500	346,500	216,216.00	62.40
<b>JUMLAH SURUHANJAYA PASUKAN POLIS</b>	<b>2,261,000</b>	<b>2,261,000</b>	<b>1,566,224.25</b>	<b>69.27</b>
<b>T.12 PERBENDAHARAAN</b>				
010000 PEMBERIAN DAN SERAHAN KEPADA NEGERI-NEGERI				
010100 Pemberian Mengikut Bilangan Orang				
40000 Pemberian dan Kenaan Bayaran Tetap	410,000,000	410,070,480	410,070,480.00	100.00
<b>Jumlah 010100</b>	<b>410,000,000</b>	<b>410,070,480</b>	<b>410,070,480.00</b>	<b>100.00</b>
010200 Penyelenggaraan Jalan Raya Negeri Yang Mencapai Mutu Minimum				
40000 Pemberian dan Kenaan Bayaran Tetap	3,808,000,000	3,410,537,043	3,290,537,047.00	96.48
<b>Jumlah 010200</b>	<b>3,808,000,000</b>	<b>3,410,537,043</b>	<b>3,290,537,047.00</b>	<b>96.48</b>

(disambung...)

## Penyata Perbelanjaan Mengurus bagi tahun berakhir 31 Disember 2019

(sambungan)

Maksud Perbelanjaan	Anggaran		Sebenar	
	Asal	Dipinda	Amaun	Prestasi
	RM	RM	RM	%
<b>PERBELANJAAN TANGGUNGAN – (SAMB.)</b>				
<b>T.12 PERBENDAHARAAN – (SAMB.)</b>				
010000 PEMBERIAN DAN SERAHAN KEPADA NEGERI-NEGERI – (SAMB.)				
010300 Penyelenggaraan Jalan Raya Negeri Yang Substandard				
40000 Pemberian dan Kenaan Bayaran Tetap	900,000,000	1,286,686,188	1,286,686,184.00	99.99
Jumlah 010300	900,000,000	1,286,686,188	1,286,686,184.00	99.99
010400 Penyelenggaraan Jalan Raya Negeri Jalan Sehalu di Pulau Destinasi Pelancongan				
40000 Pemberian dan Kenaan Bayaran Tetap	400,000	537,597	537,597.00	100.00
Jumlah 010400	400,000	537,597	537,597.00	100.00
010500 Pemberian Khas Tahunan Sarawak				
40000 Pemberian dan Kenaan Bayaran Tetap	16,000,000	16,000,000	16,000,000.00	100.00
Jumlah 010500	16,000,000	16,000,000	16,000,000.00	100.00
010600 Pemberian Khas Tahunan Sabah				
40000 Pemberian dan Kenaan Bayaran Tetap	26,700,000	26,700,000	26,700,000.00	100.00
Jumlah 010600	26,700,000	26,700,000	26,700,000.00	100.00
010700 Pemberian Pertambahan Hasil				
40000 Pemberian dan Kenaan Bayaran Tetap	–	250,000,000	250,000,000.00	100.00
Jumlah 010700	–	250,000,000	250,000,000.00	100.00
010800 Pemberian Tahunan Kepada Pihak Berkuasa Tempatan (Geran Tahunan Berdasarkan Kaedah Keseimbangan)				
40000 Pemberian dan Kenaan Bayaran Tetap	303,641,000	304,209,692	302,797,452.27	99.54
Jumlah 010800	303,641,000	304,209,692	302,797,452.27	99.54
010900 Pemberian Tahunan Selangor				
40000 Pemberian dan Kenaan Bayaran Tetap	25,805,700	25,805,700	25,805,638.00	99.99
Jumlah 010900	25,805,700	25,805,700	25,805,638.00	99.99
011000 Pemberian Tahunan Kedah				
40000 Pemberian dan Kenaan Bayaran Tetap	10,000	20,010,000	10,010,000.00	50.02
Jumlah 011000	10,000	20,010,000	10,010,000.00	50.02
<i>Pemberian dan Kenaan Bayaran Tetap</i>	5,490,556,700	5,750,556,700	5,619,144,398.27	97.71
<i>Jumlah 010000</i>	5,490,556,700	5,750,556,700	5,619,144,398.27	97.71
020000 YURAN DAN SUMBANGAN				
020100 Yuran Tambahan Kepada Persatuan Pembangunan Antarabangsa				
40000 Pemberian dan Kenaan Bayaran Tetap	23,000,000	24,369,636	23,879,492.00	97.99
Jumlah 020100	23,000,000	24,369,636	23,879,492.00	97.99
020200 Penebusan <i>Treasury Notes</i> Yang Dikeluarkan Kepada Bank Antarabangsa Untuk Pemulihan dan Pembangunan Untuk Yuran				
40000 Pemberian dan Kenaan Bayaran Tetap	100	100	–	–
Jumlah 020200	100	100	–	–
020300 Penebusan <i>Treasury Notes</i> Yang Dikeluarkan Kepada <i>Asian Development Fund</i>				
40000 Pemberian dan Kenaan Bayaran Tetap	7,000,000	7,239,839	7,197,611.20	99.42
Jumlah 020300	7,000,000	7,239,839	7,197,611.20	99.42
020400 Yuran Tambahan Kepada Perbadanan Kewangan Antarabangsa				
40000 Pemberian dan Kenaan Bayaran Tetap	100	100	–	–
Jumlah 020400	100	100	–	–
020500 Sumbangan Kepada Bank Pembangunan Islam				
40000 Pemberian dan Kenaan Bayaran Tetap	19,000,000	19,719,311	19,712,160.36	99.96
Jumlah 020500	19,000,000	19,719,311	19,712,160.36	99.96

(disambung...)

## Penyata Perbelanjaan Mengurus bagi tahun berakhir 31 Disember 2019

(sambungan)

Maksud Perbelanjaan	Anggaran		Sebenar	
	Asal	Dipinda	Amaun	Prestasi
	RM	RM	RM	%
<b>PERBELANJAAN TANGGUNGAN – (SAMB.)</b>				
<b>T.12 PERBENDAHARAAN – (SAMB.)</b>				
020000 YURAN DAN SUMBANGAN – (SAMB.)				
020600 Yuran Tambahan Kepada Bank Pembangunan Asia				
40000 Pemberian dan Kenaan Bayaran Tetap	51,632,000	51,632,554	51,632,553.04	99.99
Jumlah 020600	51,632,000	51,632,554	51,632,553.04	99.99
020700 Sumbangan Kepada <i>International Fund for Agricultural Development</i>				
40000 Pemberian dan Kenaan Bayaran Tetap	100	100	–	–
Jumlah 020700	100	100	–	–
020800 Modal Caruman Kepada <i>Multilateral Investment Guarantee Agency (MIGA)</i>				
40000 Pemberian dan Kenaan Bayaran Tetap	100	100	–	–
Jumlah 020800	100	100	–	–
020900 Caruman Saham <i>Asian Infrastructure Investment Bank (AIIB)</i>				
40000 Pemberian dan Kenaan Bayaran Tetap	17,500,000	19,272,000	18,489,294.00	95.94
Jumlah 020900	17,500,000	19,272,000	18,489,294.00	95.94
021000 Yuran Tambahan Saham <i>Islamic Corporation for the Development of the Private Sector (ICD) Kedua</i>				
40000 Pemberian dan Kenaan Bayaran Tetap	7,500,000	8,006,163	7,845,135.08	97.99
Jumlah 021000	7,500,000	8,006,163	7,845,135.08	97.99
<i>Pemberian dan Kenaan Bayaran Tetap</i>	125,632,400	130,239,903	128,756,245.68	98.86
<i>Jumlah 020000</i>	125,632,400	130,239,903	128,756,245.68	98.86
030000 BAYARAN PAMPASAN				
030100 Bayaran Tuntutan dan Pampasan Atas Perintah Mahkamah				
20000 Perkhidmatan dan Bekalan	–	5,000,000	377,258.73	7.55
40000 Pemberian dan Kenaan Bayaran Tetap	100,000,000	126,500,000	118,190,545.33	93.43
Jumlah 030100	100,000,000	131,500,000	118,567,804.06	90.17
<i>Perkhidmatan dan Bekalan</i>	–	5,000,000	377,258.73	7.55
<i>Pemberian dan Kenaan Bayaran Tetap</i>	100,000,000	126,500,000	118,190,545.33	93.43
<i>Jumlah 030000</i>	100,000,000	131,500,000	118,567,804.06	90.17
040000 BAYARAN BALIK, BAYARAN GANTI DAN PENEBUSAN				
040100 Bayaran Balik Cukai Kastam				
50000 Perbelanjaan-perbelanjaan Lain	320,000,000	278,732,497	236,154,353.26	84.72
Jumlah 040100	320,000,000	278,732,497	236,154,353.26	84.72
040200 Bayaran Balik Wang Lesen, Lencana dan Plat Kereta Sewa				
50000 Perbelanjaan-perbelanjaan Lain	5,000,000	8,160,000	7,737,018.23	94.82
Jumlah 040200	5,000,000	8,160,000	7,737,018.23	94.82
040300 Bayaran Balik Wang Tak Dituntut Dari Hasil				
50000 Perbelanjaan-perbelanjaan Lain	4,000,000	6,000,000	5,914,798.04	98.58
Jumlah 040300	4,000,000	6,000,000	5,914,798.04	98.58
<i>Perbelanjaan-perbelanjaan Lain</i>	329,000,000	292,892,497	249,806,169.53	85.29
<i>Jumlah 040000</i>	329,000,000	292,892,497	249,806,169.53	85.29
<i>Jumlah Perkhidmatan dan Bekalan</i>	–	5,000,000	377,258.73	7.55
<i>Jumlah Pemberian dan Kenaan Bayaran Tetap</i>	5,716,189,100	6,007,296,603	5,866,091,189.28	97.65
<i>Jumlah Perbelanjaan-perbelanjaan Lain</i>	329,000,000	292,892,497	249,806,169.53	85.29
<b>JUMLAH PERBENDAHARAAN</b>	6,045,189,100	6,305,189,100	6,116,274,617.54	97.00
<b>T.13 PERBELANJAAN KERANA HUTANG NEGARA</b>				
010000 FAEDAH, DIVIDEN DAN LAIN-LAIN KENAAN BAYARAN HUTANG NEGARA				
010100 Faedah Atas Sekuriti Kerajaan Malaysia (SKM)				
40000 Pemberian dan Kenaan Bayaran Tetap	16,500,000,000	16,321,042,000	16,321,041,798.29	99.99
Jumlah 010100	16,500,000,000	16,321,042,000	16,321,041,798.29	99.99
010200 Potongan Atas Bil Perbendaharaan				
40000 Pemberian dan Kenaan Bayaran Tetap	220,000,000	289,750,000	289,749,688.69	99.99
Jumlah 010200	220,000,000	289,750,000	289,749,688.69	99.99

(disambung...)

## Penyata Perbelanjaan Mengurus bagi tahun berakhir 31 Disember 2019

(sambungan)

Maksud Perbelanjaan	Anggaran		Sebenar	
	Asal	Dipinda	Amaun	Prestasi
	RM	RM	RM	%
<b>PERBELANJAAN TANGGUNGAN – (SAMB.)</b>				
<b>T.13 PERBELANJAAN KERANA HUTANG NEGARA – (SAMB.)</b>				
010000 FAEDAH, DIVIDEN DAN LAIN-LAIN KENAAN BAYARAN HUTANG NEGARA – (SAMB.)				
010300 Faedah Atas Pinjaman Pasaran Luar Negeri				
40000 Pemberian dan Kenaan Bayaran Tetap	620,000,000	620,000,000	611,956,306.08	98.70
Jumlah 010300	620,000,000	620,000,000	611,956,306.08	98.70
010400 Faedah Atas Pinjaman Projek Luar Negeri				
40000 Pemberian dan Kenaan Bayaran Tetap	90,000,000	90,000,000	79,708,261.08	88.56
Jumlah 010400	90,000,000	90,000,000	79,708,261.08	88.56
010500 Faedah Atas Pinjaman Untuk Kumpulan Wang Pinjaman Perumahan				
40000 Pemberian dan Kenaan Bayaran Tetap	2,200,000,000	2,188,108,000	2,140,153,609.54	97.81
Jumlah 010500	2,200,000,000	2,188,108,000	2,140,153,609.54	97.81
010600 Bayaran Caj Komitmen Kepada Pinjaman Luar Negeri				
40000 Pemberian dan Kenaan Bayaran Tetap	200,000	200,000	36,135.84	18.07
Jumlah 010600	200,000	200,000	36,135.84	18.07
010700 Bayaran Pengurusan Atas Pinjaman Luar Negeri				
40000 Pemberian dan Kenaan Bayaran Tetap	2,400,000	2,400,000	1,823,191.50	75.97
Jumlah 010700	2,400,000	2,400,000	1,823,191.50	75.97
010800 Bayaran Keuntungan Atas Terbitan Pelaburan Kerajaan				
40000 Pemberian dan Kenaan Bayaran Tetap	13,366,799,600	13,487,899,600	13,487,890,579.42	99.99
Jumlah 010800	13,366,799,600	13,487,899,600	13,487,890,579.42	99.99
010900 Potongan Atas Jual Pinjaman Tempatan				
40000 Pemberian dan Kenaan Bayaran Tetap	100	100	-	-
Jumlah 010900	100	100	-	-
011000 Bayaran Balik Pinjaman Kerajaan				
40000 Pemberian dan Kenaan Bayaran Tetap	100	100	-	-
Jumlah 011000	100	100	-	-
011100 Kumpulan Wang Penjelus Hutang ( <i>Sinking Fund</i> )				
40000 Pemberian dan Kenaan Bayaran Tetap	100	100	-	-
Jumlah 011100	100	100	-	-
011200 Faedah Atas Pinjaman Pasaran Tempatan				
40000 Pemberian dan Kenaan Bayaran Tetap	100	100	-	-
Jumlah 011200	100	100	-	-
011300 Bayaran Pengurusan Atas Pinjaman Dalam Negeri				
40000 Pemberian dan Kenaan Bayaran Tetap	600,000	600,000	354,743.58	59.12
Jumlah 011300	600,000	600,000	354,743.58	59.12
<i>Pemberian dan Kenaan Bayaran Tetap</i>	33,000,000,000	33,000,000,000	32,932,714,314.02	99.80
Jumlah 010000	33,000,000,000	33,000,000,000	32,932,714,314.02	99.80
<i>Jumlah Pemberian dan Kenaan Bayaran Tetap</i>	33,000,000,000	33,000,000,000	32,932,714,314.02	99.80
<b>JUMLAH PERBELANJAAN KERANA HUTANG NEGARA</b>	<b>33,000,000,000</b>	<b>33,000,000,000</b>	<b>32,932,714,314.02</b>	<b>99.80</b>
<b>T.14 PENCEN, ELAUN BERSARA DAN GANJARAN</b>				
010000 GANTIAN CUTI REHAT				
010100 Gantian Cuti Rehat				
40000 Pemberian dan Kenaan Bayaran Tetap	810,633,500	748,017,300	667,833,275.50	89.28
Jumlah 010100	810,633,500	748,017,300	667,833,275.50	89.28
<i>Pemberian dan Kenaan Bayaran Tetap</i>	810,633,500	748,017,300	667,833,275.50	89.28
Jumlah 010000	810,633,500	748,017,300	667,833,275.50	89.28
020000 PENCEN SEDIA ADA				
020100 Pencen dan Pencen Terbitan - Semenanjung Malaysia				
40000 Pemberian dan Kenaan Bayaran Tetap	12,936,717,600	12,230,315,692	12,192,676,516.48	99.69
Jumlah 020100	12,936,717,600	12,230,315,692	12,192,676,516.48	99.69

(disambung...)

## Penyata Perbelanjaan Mengurus bagi tahun berakhir 31 Disember 2019

(sambungan)

Maksud Perbelanjaan	Anggaran		Sebenar	
	Asal	Dipinda	Amaun	Prestasi
	RM	RM	RM	%
<b>PERBELANJAAN TANGGUNGAN – (SAMB.)</b>				
<b>T.14 PENCEN, ELAUN BERSARA DAN GANJARAN – (SAMB.)</b>				
020000 PENCEN SEDIA ADA – (SAMB.)				
020200 Pencen dan Pencil Terbitan - Sarawak				
40000 Pemberian dan Kenaan Bayaran Tetap	860,563,900	816,905,000	813,229,667.80	99.55
Jumlah 020200	860,563,900	816,905,000	813,229,667.80	99.55
020300 Pencil dan Pencil Terbitan - Sabah				
40000 Pemberian dan Kenaan Bayaran Tetap	748,740,500	759,622,050	696,175,911.75	91.65
Jumlah 020300	748,740,500	759,622,050	696,175,911.75	91.65
020400 Pencil dan Pencil Terbitan - Polis				
40000 Pemberian dan Kenaan Bayaran Tetap	1,700,902,800	1,571,183,250	1,559,718,442.49	99.27
Jumlah 020400	1,700,902,800	1,571,183,250	1,559,718,442.49	99.27
020500 Pencil dan Pencil Terbitan - Angkatan Tentera Malaysia				
40000 Pemberian dan Kenaan Bayaran Tetap	2,936,484,600	2,571,810,500	2,551,000,383.00	99.19
Jumlah 020500	2,936,484,600	2,571,810,500	2,551,000,383.00	99.19
020600 Pencil dan Pencil Terbitan - Pasukan Askar Johor				
40000 Pemberian dan Kenaan Bayaran Tetap	3,862,800	2,857,000	2,828,618.16	99.01
Jumlah 020600	3,862,800	2,857,000	2,828,618.16	99.01
020700 Pencil dan Pencil Terbitan - Balu Anak Yatim di bawah Rancangan BAY (Semenanjung Malaysia)				
40000 Pemberian dan Kenaan Bayaran Tetap	891,800	231,000	228,843.54	99.07
Jumlah 020700	891,800	231,000	228,843.54	99.07
020800 Pencil dan Pencil Terbitan - Ahli Pasukan Sukarela dan Pasukan Pertahanan Awam dan Tanggungannya				
40000 Pemberian dan Kenaan Bayaran Tetap	8,500	8,500	4,553.80	53.57
Jumlah 020800	8,500	8,500	4,553.80	53.57
020900 Pencil dan Pencil Terbitan - Anggota Pentadbiran dan Ahli Parlimen				
40000 Pemberian dan Kenaan Bayaran Tetap	95,144,800	95,342,800	91,908,800.29	96.40
Jumlah 020900	95,144,800	95,342,800	91,908,800.29	96.40
021000 Pencil dan Pencil Terbitan - Hakim				
40000 Pemberian dan Kenaan Bayaran Tetap	18,924,000	16,910,000	16,778,655.34	99.22
Jumlah 021000	18,924,000	16,910,000	16,778,655.34	99.22
<i>Pemberian dan Kenaan Bayaran Tetap</i>	19,302,241,300	18,065,185,792	17,924,550,392.65	99.22
<i>Jumlah 020000</i>	19,302,241,300	18,065,185,792	17,924,550,392.65	99.22
030000 GANJARAN				
030100 Ganjaran dan Ganjaran Terbitan - Semenanjung Malaysia				
40000 Pemberian dan Kenaan Bayaran Tetap	3,239,951,600	4,385,151,600	3,975,047,324.16	90.65
Jumlah 030100	3,239,951,600	4,385,151,600	3,975,047,324.16	90.65
030200 Ganjaran dan Ganjaran Terbitan - Polis				
40000 Pemberian dan Kenaan Bayaran Tetap	494,293,400	677,625,900	610,335,762.24	90.07
Jumlah 030200	494,293,400	677,625,900	610,335,762.24	90.07
030300 Ganjaran dan Ganjaran Terbitan - Angkatan Tentera Malaysia				
40000 Pemberian dan Kenaan Bayaran Tetap	599,822,500	457,520,900	379,529,989.81	82.95
Jumlah 030300	599,822,500	457,520,900	379,529,989.81	82.95
030400 Ganjaran dan Ganjaran Terbitan - Sarawak				
40000 Pemberian dan Kenaan Bayaran Tetap	268,024,200	323,583,000	296,422,885.56	91.61
Jumlah 030400	268,024,200	323,583,000	296,422,885.56	91.61
030500 Ganjaran dan Ganjaran Terbitan - Sabah				
40000 Pemberian dan Kenaan Bayaran Tetap	304,389,300	324,059,000	293,791,455.39	90.66
Jumlah 030500	304,389,300	324,059,000	293,791,455.39	90.66

(disambung...)

## Penyata Perbelanjaan Mengurus bagi tahun berakhir 31 Disember 2019

(sambungan)

Maksud Perbelanjaan	Anggaran		Sebenar	
	Asal	Dipinda	Amaun	Prestasi
	RM	RM	RM	%
<b>PERBELANJAAN TANGGUNGAN – (SAMB.)</b>				
<b>T.14 PENCEN, ELAUN BERSARA DAN GANJARAN – (SAMB.)</b>				
030000 GANJARAN – (SAMB.)				
030600 Ganjaran dan Ganjaran Terbitan - Anggota Pentadbiran dan Ahli Parlimen				
40000 Pemberian dan Kenaan Bayaran Tetap	7,398,600	1,440,000	1,204,750.00	83.66
Jumlah 030600	7,398,600	1,440,000	1,204,750.00	83.66
030700 Ganjaran dan Ganjaran Terbitan - Hakim				
40000 Pemberian dan Kenaan Bayaran Tetap	2,314,500	9,525,500	5,699,550.00	59.83
Jumlah 030700	2,314,500	9,525,500	5,699,550.00	59.83
<i>Pemberian dan Kenaan Bayaran Tetap</i>	4,916,194,100	6,178,905,900	5,562,031,717.16	90.02
<i>Jumlah 030000</i>	4,916,194,100	6,178,905,900	5,562,031,717.16	90.02
040000 ELAUN BERSARA				
040100 Elaun dan Pencen di bawah Aturan Darurat Kecederaan Diri (Polis Tambahan) – Semenanjung Malaysia				
40000 Pemberian dan Kenaan Bayaran Tetap	207,900	113,000	109,505.26	96.91
Jumlah 040100	207,900	113,000	109,505.26	96.91
040200 Elaun Yang Disatukan - Semenanjung Malaysia				
40000 Pemberian dan Kenaan Bayaran Tetap	2,663,400	1,663,400	1,629,797.67	97.98
Jumlah 040200	2,663,400	1,663,400	1,629,797.67	97.98
040300 Elaun Khas				
40000 Pemberian dan Kenaan Bayaran Tetap	300,000	243,000	232,190.12	95.55
Jumlah 040300	300,000	243,000	232,190.12	95.55
<i>Pemberian dan Kenaan Bayaran Tetap</i>	3,171,300	2,019,400	1,971,493.05	97.63
<i>Jumlah 040000</i>	3,171,300	2,019,400	1,971,493.05	97.63
050000 PENCEN PESARA BAHARU				
050100 Pencen dan Pencen Terbitan- Semenanjung Malaysia				
40000 Pemberian dan Kenaan Bayaran Tetap	612,790,800	735,877,839	517,508,405.18	70.33
Jumlah 050100	612,790,800	735,877,839	517,508,405.18	70.33
050200 Pencen dan Pencen Terbitan- Sarawak				
40000 Pemberian dan Kenaan Bayaran Tetap	53,523,800	50,173,800	40,718,737.38	81.16
Jumlah 050200	53,523,800	50,173,800	40,718,737.38	81.16
050300 Pencen dan Pencen Terbitan- Sabah				
40000 Pemberian dan Kenaan Bayaran Tetap	44,389,600	39,727,000	38,593,815.57	97.15
Jumlah 050300	44,389,600	39,727,000	38,593,815.57	97.15
050400 Pencen dan Pencen Terbitan- Polis				
40000 Pemberian dan Kenaan Bayaran Tetap	89,040,800	78,580,000	74,796,061.37	95.18
Jumlah 050400	89,040,800	78,580,000	74,796,061.37	95.18
050500 Pencen dan Pencen Terbitan - Angkatan Tentera Malaysia				
40000 Pemberian dan Kenaan Bayaran Tetap	167,123,600	99,163,469	75,641,806.22	76.28
Jumlah 050500	167,123,600	99,163,469	75,641,806.22	76.28
050600 Pencen dan Pencen Terbitan - Pasukan Askar Johor				
40000 Pemberian dan Kenaan Bayaran Tetap	37,900	37,900	30,795.72	81.26
Jumlah 050600	37,900	37,900	30,795.72	81.26
050700 Pencen dan Pencen Terbitan - Balu Anak Yatim di bawah Rancangan BAY (Semenanjung Malaysia)				
40000 Pemberian dan Kenaan Bayaran Tetap	900	900	-	-
Jumlah 050700	900	900	-	-
050800 Pencen dan Pencen Terbitan - Ahli Pasukan Sukarela dan Pasukan Pertahanan Awam dan Tanggungannya				
40000 Pemberian dan Kenaan Bayaran Tetap	900	900	-	-
Jumlah 050800	900	900	-	-

(disambung...)

## Penyata Perbelanjaan Mengurus bagi tahun berakhir 31 Disember 2019

(sambungan)

Maksud Perbelanjaan	Anggaran		Sebenar	
	Asal	Dipinda	Amaun	Prestasi
	RM	RM	RM	%
<b>PERBELANJAAN TANGGUNGAN – (SAMB.)</b>				
<b>T.14 PENCEN, ELAUN BERSARA DAN GANJARAN – (SAMB.)</b>				
050000 PENCEN PESARA BAHARU – (SAMB.)				
050900 Pecen dan Pecen Terbitan - Anggota Pentadbiran dan Ahli Parlimen				
40000 Pemberian dan Kenaan Bayaran Tetap	336,100	694,400	599,084.33	86.27
Jumlah 050900	336,100	694,400	599,084.33	86.27
051000 Pecen dan Pecen Terbitan - Hakim				
40000 Pemberian dan Kenaan Bayaran Tetap	515,400	1,615,400	1,266,394.90	78.40
Jumlah 051000	515,400	1,615,400	1,266,394.90	78.40
<i>Pemberian dan Kenaan Bayaran Tetap</i>	967,759,800	1,005,871,608	749,155,100.67	74.48
<i>Jumlah 050000</i>	967,759,800	1,005,871,608	749,155,100.67	74.48
<i>Jumlah Pemberian dan Kenaan Bayaran Tetap</i>	26,000,000,000	26,000,000,000	24,905,541,979.03	95.79
<b>JUMLAH PENCEN, ELAUN BERSARA DAN GANJARAN</b>	26,000,000,000	26,000,000,000	24,905,541,979.03	95.79
<i>Jumlah Emolumen</i>	124,320,500	118,017,880	96,439,050.75	81.72
<i>Jumlah Perkhidmatan dan Bekalan</i>	20,275,400	31,416,890	24,588,938.68	78.27
<i>Jumlah Aset</i>	1,000,000	1,000,000	272,409.95	27.24
<i>Jumlah Pemberian dan Kenaan Bayaran Tetap</i>	64,720,837,400	65,012,106,033	63,708,617,090.03	98.00
<i>Jumlah Perbelanjaan-perbelanjaan Lain</i>	329,000,000	292,892,497	249,806,169.53	85.29
<b>JUMLAH PERBELANJAAN TANGGUNGAN</b>	65,195,433,300	65,455,433,300	64,079,723,658.94	97.90
<b>PERBELANJAAN BEKALAN</b>				
<b>B.01 PARLIMEN</b>				
010000 URUSAN PARLIMEN				
010100 Pentadbiran Am				
10000 Emolumen	14,186,500	14,312,500	14,269,107.70	99.70
20000 Perkhidmatan dan Bekalan	23,397,200	19,607,377	18,196,298.88	92.80
30000 Aset	10,000	1,555,623	1,192,344.59	76.65
40000 Pemberian dan Kenaan Bayaran Tetap	1,599,900	1,655,330	1,628,329.87	98.37
Jumlah 010100	39,193,600	37,130,830	35,286,081.04	95.03
010200 Pengurusan Dewan				
10000 Emolumen	83,813,900	83,813,900	83,074,109.07	99.12
20000 Perkhidmatan dan Bekalan	10,646,000	11,184,000	11,174,188.15	99.91
40000 Pemberian dan Kenaan Bayaran Tetap	295,500	1,267,070	1,159,230.22	91.49
Jumlah 010200	94,755,400	96,264,970	95,407,527.44	99.11
<i>Emolumen</i>	98,000,400	98,126,400	97,343,216.77	99.20
<i>Perkhidmatan dan Bekalan</i>	34,043,200	30,791,377	29,370,487.03	95.39
<i>Aset</i>	10,000	1,555,623	1,192,344.59	76.65
<i>Pemberian dan Kenaan Bayaran Tetap</i>	1,895,400	2,922,400	2,787,560.09	95.39
<i>Jumlah 010000</i>	133,949,000	133,395,800	130,693,608.48	97.97
020000 PROGRAM KHUSUS				
020100 Emolumen Kakitangan Kontrak				
20000 Perkhidmatan dan Bekalan	1,188,900	1,286,400	1,286,395.04	99.99
40000 Pemberian dan Kenaan Bayaran Tetap	47,300	47,300	7,780.60	16.45
Jumlah 020100	1,236,200	1,333,700	1,294,175.64	97.04
020200 Bertugas ke Luar Negara				
20000 Perkhidmatan dan Bekalan	2,250,000	2,705,700	2,634,816.84	97.38
Jumlah 020200	2,250,000	2,705,700	2,634,816.84	97.38
<i>Perkhidmatan dan Bekalan</i>	3,438,900	3,992,100	3,921,211.88	98.22
<i>Pemberian dan Kenaan Bayaran Tetap</i>	47,300	47,300	7,780.60	16.45
Jumlah 020000	3,486,200	4,039,400	3,928,992.48	97.27
<i>Jumlah Emolumen</i>	98,000,400	98,126,400	97,343,216.77	99.20
<i>Jumlah Perkhidmatan dan Bekalan</i>	37,482,100	34,783,477	33,291,698.91	95.71
<i>Jumlah Aset</i>	10,000	1,555,623	1,192,344.59	76.65
<i>Jumlah Pemberian dan Kenaan Bayaran Tetap</i>	1,942,700	2,969,700	2,795,340.69	94.13
<b>JUMLAH PARLIMEN</b>	137,435,200	137,435,200	134,622,600.96	97.95

(disambung...)

## Penyata Perbelanjaan Mengurus bagi tahun berakhir 31 Disember 2019

(sambungan)

Maksud Perbelanjaan	Anggaran		Sebenar	
	Asal	Dipinda	Amaun	Prestasi
	RM	RM	RM	%
<b>PERBELANJAAN BEKALAN – (SAMB.)</b>				
<b>B.02 PEJABAT PENYIMPAN MOHOR BESAR RAJA-RAJA</b>				
010000 PENGURUSAN MAJLIS RAJA-RAJA				
010100 Pentadbiran Am				
10000 Emolumen	1,085,300	1,085,300	1,018,106.11	93.81
20000 Perkhidmatan dan Bekalan	1,222,700	1,362,800	1,214,663.41	89.13
30000 Aset	–	16,890	16,790.00	99.41
40000 Pemberian dan Kenaan Bayaran Tetap	23,000	40,870	40,856.30	99.97
<i>Jumlah 010100</i>	2,331,000	2,505,860	2,290,415.82	91.40
<i>Emolumen</i>	1,085,300	1,085,300	1,018,106.11	93.81
<i>Perkhidmatan dan Bekalan</i>	1,222,700	1,362,800	1,214,663.41	89.13
<i>Aset</i>	–	16,890	16,790.00	99.41
<i>Pemberian dan Kenaan Bayaran Tetap</i>	23,000	40,870	40,856.30	99.97
<i>Jumlah 010000</i>	2,331,000	2,505,860	2,290,415.82	91.40
020000 "ONE-OFF"				
020100 Mesyuarat Majlis Raja-Raja				
20000 Perkhidmatan dan Bekalan	200,000	25,140	–	–
<i>Jumlah 020100</i>	200,000	25,140	–	–
<i>Perkhidmatan dan Bekalan</i>	200,000	25,140	–	–
<i>Jumlah 020000</i>	200,000	25,140	–	–
<i>Jumlah Emolumen</i>	1,085,300	1,085,300	1,018,106.11	93.81
<i>Jumlah Perkhidmatan dan Bekalan</i>	1,422,700	1,387,940	1,214,663.41	87.52
<i>Jumlah Aset</i>	–	16,890	16,790.00	99.41
<i>Jumlah Pemberian dan Kenaan Bayaran Tetap</i>	23,000	40,870	40,856.30	99.97
<b>JUMLAH PEJABAT PENYIMPAN MOHOR BESAR RAJA-RAJA</b>	2,531,000	2,531,000	2,290,415.82	90.49
<b>B.03 JABATAN AUDIT NEGARA</b>				
010000 PENGURUSAN KORPORAT				
010100 Pengurusan				
10000 Emolumen	18,196,700	13,896,700	12,951,081.13	93.20
20000 Perkhidmatan dan Bekalan	14,964,700	13,802,240	12,277,443.80	88.95
30000 Aset	2,760,400	2,522,880	1,735,385.32	68.79
40000 Pemberian dan Kenaan Bayaran Tetap	5,000	100,360	92,080.00	91.75
50000 Perbelanjaan-perbelanjaan Lain	–	40,000	29,294.45	73.24
<i>Jumlah 010100</i>	35,926,800	30,362,180	27,085,284.70	89.21
010200 Akedemi Audit Negara				
10000 Emolumen	3,022,700	3,376,700	2,990,755.09	88.57
20000 Perkhidmatan dan Bekalan	2,185,300	3,113,300	3,004,274.12	96.50
30000 Aset	3,000	161,260	76,650.00	47.53
<i>Jumlah 010200</i>	5,211,000	6,651,260	6,071,679.21	91.29
<i>Emolumen</i>	21,219,400	17,273,400	15,941,836.22	92.29
<i>Perkhidmatan dan Bekalan</i>	17,150,000	16,915,540	15,281,717.92	90.34
<i>Aset</i>	2,763,400	2,684,140	1,812,035.32	67.51
<i>Pemberian dan Kenaan Bayaran Tetap</i>	5,000	100,360	92,080.00	91.75
<i>Perbelanjaan-perbelanjaan Lain</i>	–	40,000	29,294.45	73.24
<i>Jumlah 010000</i>	41,137,800	36,973,440	33,127,669.46	89.60
020000 PENGAUDITAN				
020100 Audit Kewangan				
10000 Emolumen	17,303,900	16,803,900	16,614,148.65	98.87
20000 Perkhidmatan dan Bekalan	760,700	1,252,700	1,198,867.51	95.70
<i>Jumlah 020100</i>	18,064,600	18,056,600	17,813,016.16	98.65
020200 Audit Prestasi				
10000 Emolumen	21,820,100	21,820,100	20,851,518.63	95.56
20000 Perkhidmatan dan Bekalan	1,665,100	2,167,100	2,032,171.12	93.77
<i>Jumlah 020200</i>	23,485,200	23,987,200	22,883,689.75	95.40
020300 Audit Tadbir Urus				
10000 Emolumen	4,238,300	4,238,300	4,117,103.72	97.14
20000 Perkhidmatan dan Bekalan	312,000	504,700	444,668.56	88.11
<i>Jumlah 020300</i>	4,550,300	4,743,000	4,561,772.28	96.18

(disambung...)

## Penyata Perbelanjaan Mengurus bagi tahun berakhir 31 Disember 2019

(sambungan)

Maksud Perbelanjaan	Anggaran		Sebenar	
	Asal	Dipinda	Amaun	Prestasi
	RM	RM	RM	%
<b>PERBELANJAAN BEKALAN – (SAMB.)</b>				
<b>B.03 JABATAN AUDIT NEGARA – (SAMB.)</b>				
020000 PENGAUDITAN – (SAMB.)				
020400 Jabatan Audit Negeri				
10000 Emolumen	57,503,400	56,140,140	54,743,123.30	97.51
20000 Perkhidmatan dan Bekalan	7,651,900	12,235,300	11,691,500.46	95.56
30000 Aset	50,000	267,520	259,987.80	97.18
40000 Pemberian dan Kenaan Bayaran Tetap	13,000	13,000	3,060.00	23.54
Jumlah 020400	65,218,300	68,655,960	66,697,671.56	97.15
Emolumen	100,865,700	99,002,440	96,325,894.30	97.30
Perkhidmatan dan Bekalan	10,389,700	16,159,800	15,367,207.65	95.10
Aset	50,000	267,520	259,987.80	97.18
Pemberian dan Kenaan Bayaran Tetap	13,000	13,000	3,060.00	23.54
Jumlah 020000	111,318,400	115,442,760	111,956,149.75	96.98
030000 PROGRAM KHUSUS				
030100 Emolumen Kakitangan Kontrak				
20000 Perkhidmatan dan Bekalan	80,000	80,000	77,474.04	96.84
Jumlah 030100	80,000	80,000	77,474.04	96.84
030200 Bertugas ke Luar Negara				
20000 Perkhidmatan dan Bekalan	187,500	187,500	176,212.29	93.98
Jumlah 030200	187,500	187,500	176,212.29	93.98
Perkhidmatan dan Bekalan	267,500	267,500	253,686.33	94.84
Jumlah 030000	267,500	267,500	253,686.33	94.84
Jumlah Emolumen	122,085,100	116,275,840	112,267,730.52	96.55
Jumlah Perkhidmatan dan Bekalan	27,807,200	33,342,840	30,902,611.90	92.68
Jumlah Aset	2,813,400	2,951,660	2,072,023.12	70.20
Jumlah Pemberian dan Kenaan Bayaran Tetap	18,000	113,360	95,140.00	83.93
Jumlah Perbelanjaan-perbelanjaan Lain	-	40,000	29,294.45	73.24
<b>JUMLAH JABATAN AUDIT NEGARA</b>	<b>152,723,700</b>	<b>152,723,700</b>	<b>145,366,799.99</b>	<b>95.18</b>
<b>B.04 SURUHANJAYA PILIHAN RAYA</b>				
010000 PILIHAN RAYA				
*010100 Pengurusan				
10000 Emolumen	7,457,600	8,291,977	7,646,667.14	92.22
20000 Perkhidmatan dan Bekalan	10,269,500	23,397,829	23,100,726.27	98.73
30000 Aset	10,000	10,500	10,500.00	100.00
40000 Pemberian dan Kenaan Bayaran Tetap	108,000	1,869,950	1,863,920.00	99.68
Jumlah 010100	17,845,100	33,570,256	32,621,813.41	97.17
010200 Operasi				
10000 Emolumen	2,672,000	2,763,427	2,708,821.77	98.02
20000 Perkhidmatan dan Bekalan	910,000	275,510	272,100.99	98.76
Jumlah 010200	3,582,000	3,038,937	2,980,922.76	98.09
010300 Strategik				
10000 Emolumen	4,053,300	4,102,250	3,828,732.51	93.33
20000 Perkhidmatan dan Bekalan	2,140,300	2,055,300	1,921,658.17	93.50
30000 Aset	-	211,000	203,249.28	96.33
Jumlah 010300	6,193,600	6,368,550	5,953,639.96	93.49
010400 Pejabat Pilihan Raya Negeri				
10000 Emolumen	23,268,000	23,609,360	22,727,569.74	96.27
20000 Perkhidmatan dan Bekalan	6,459,400	6,340,380	5,806,869.92	91.59
30000 Aset	15,000	14,500	14,198.00	97.92
40000 Pemberian dan Kenaan Bayaran Tetap	1,900	42,517	41,180.21	96.86
Jumlah 010400	29,744,300	30,006,757	28,589,817.87	95.28
Emolumen	37,450,900	38,767,014	36,911,791.16	95.21
Perkhidmatan dan Bekalan	19,779,200	32,069,019	31,101,355.35	96.98
Aset	25,000	236,000	227,947.28	96.59
Pemberian dan Kenaan Bayaran Tetap	109,900	1,912,467	1,905,100.21	99.61
Jumlah 010000	57,365,000	72,984,500	70,146,194.00	96.11

(disambung...)

Nota: \*B04 – Program/Aktiviti - 010100- Peruntukan sebanyak RM 15,650,000 yang akan dibentangkan dalam Sesi Parlimen 2020 telah dimasukkan kira sebagai pendahuluan.

## Penyata Perbelanjaan Mengurus bagi tahun berakhir 31 Disember 2019

(sambungan)

Maksud Perbelanjaan	Anggaran		Sebenar	
	Asal	Dipinda	Amaun	Prestasi
	RM	RM	RM	%
<b>PERBELANJAAN BEKALAN – (SAMB.)</b>				
<b>B.04 SURUHANJAYA PILIHAN RAYA – (SAMB.)</b>				
020000 PROGRAM KHUSUS				
020100 Bertugas ke Luar Negara				
20000 Perkhidmatan dan Bekalan	210,000	240,500	220,835.65	91.82
Jumlah 020100	210,000	240,500	220,835.65	91.82
Perkhidmatan dan Bekalan	210,000	240,500	220,835.65	91.82
Jumlah 020000	210,000	240,500	220,835.65	91.82
030000 "ONE-OFF"				
030100 Program Belah Bagi Bahagian Pilihan Raya				
20000 Perkhidmatan dan Bekalan	1,021,000	1,021,000	909,636.63	89.09
Jumlah 030100	1,021,000	1,021,000	909,636.63	89.09
Perkhidmatan dan Bekalan	1,021,000	1,021,000	909,636.63	89.09
Jumlah 030000	1,021,000	1,021,000	909,636.63	89.09
Jumlah Emolumen	37,450,900	38,767,014	36,911,791.16	95.21
Jumlah Perkhidmatan dan Bekalan	21,010,200	33,330,519	32,231,827.63	96.70
Jumlah Aset	25,000	236,000	227,947.28	96.59
Jumlah Pemberian dan Kenaan Bayaran Tetap	109,900	1,912,467	1,905,100.21	99.61
JUMLAH SURUHANJAYA PILIHAN RAYA	58,596,000	74,246,000	71,276,666.28	96.00
<b>B.05 SURUHANJAYA PERKHIDMATAN AWAM</b>				
010000 PENGURUSAN AM				
010100 Pengurusan Korporat				
10000 Emolumen	3,950,200	4,227,700	4,186,760.50	99.03
20000 Perkhidmatan dan Bekalan	6,098,000	7,332,061	6,383,499.83	87.06
40000 Pemberian dan Kenaan Bayaran Tetap	13,000	13,000	9,060.00	69.69
Jumlah 010100	10,061,200	11,572,761	10,579,320.33	91.42
010200 Dasar dan Perancangan				
10000 Emolumen	367,500	397,800	397,571.49	99.94
20000 Perkhidmatan dan Bekalan	57,000	32,000	28,369.08	88.65
Jumlah 010200	424,500	429,800	425,940.57	99.10
010300 Pengurusan Maklumat				
10000 Emolumen	2,778,700	2,783,700	2,766,650.21	99.39
20000 Perkhidmatan dan Bekalan	930,000	1,270,200	1,110,939.21	87.46
30000 Aset	2,650,000	2,500,000	2,415,024.30	96.60
Jumlah 010300	6,358,700	6,553,900	6,292,613.72	96.01
010400 Urus Setia Mesyuarat Suruhanjaya				
10000 Emolumen	364,500	438,500	433,788.02	98.93
20000 Perkhidmatan dan Bekalan	2,221,000	497,225	298,754.95	60.08
Jumlah 010400	2,585,500	935,725	732,542.97	78.29
Emolumen	7,460,900	7,847,700	7,784,770.22	99.20
Perkhidmatan dan Bekalan	9,306,000	9,131,486	7,821,563.07	85.65
Aset	2,650,000	2,500,000	2,415,024.30	96.60
Pemberian dan Kenaan Bayaran Tetap	13,000	13,000	9,060.00	69.69
Jumlah 010000	19,429,900	19,492,186	18,030,417.59	92.50
020000 PENGAMBILAN				
020100 Urusan Pengambilan				
10000 Emolumen	7,807,500	7,837,500	7,643,740.30	97.53
20000 Perkhidmatan dan Bekalan	1,000,000	833,500	711,318.46	85.34
Jumlah 020100	8,807,500	8,671,000	8,355,058.76	96.36
Emolumen	7,807,500	7,837,500	7,643,740.30	97.53
Perkhidmatan dan Bekalan	1,000,000	833,500	711,318.46	85.34
Jumlah 020000	8,807,500	8,671,000	8,355,058.76	96.36
030000 PERKHIDMATAN				
030100 Urusan Perkhidmatan				
10000 Emolumen	4,215,700	4,288,700	4,184,641.18	97.57
20000 Perkhidmatan dan Bekalan	90,000	42,000	36,237.39	86.28
Jumlah 030100	4,305,700	4,330,700	4,220,878.57	97.46

(disambung...)

## Penyata Perbelanjaan Mengurus bagi tahun berakhir 31 Disember 2019

(sambungan)

Maksud Perbelanjaan	Anggaran		Sebenar	
	Asal	Dipinda	Amaun	Prestasi
	RM	RM	RM	%
<b>PERBELANJAAN BEKALAN – (SAMB.)</b>				
<b>B.06 JABATAN PERDANA MENTERI – (SAMB.)</b>				
010000 PENGURUSAN AM – (SAMB.)				
010300 Bahagian Hal Ehwal Sabah dan Sarawak				
10000 Emolumen	5,137,200	5,137,200	5,134,784.43	99.95
20000 Perkhidmatan dan Bekalan	7,870,700	8,318,910	7,789,971.33	93.64
30000 Aset	1,900,000	–	–	–
40000 Pemberian dan Kenaan Bayaran Tetap	–	56,000	56,000.00	100.00
Jumlah 010300	14,907,900	13,512,110	12,980,755.76	96.07
010400 Bahagian Pengurusan Hartanah				
10000 Emolumen	17,176,200	17,357,200	17,308,442.93	99.72
20000 Perkhidmatan dan Bekalan	70,454,700	65,639,335	65,639,328.64	99.99
30000 Aset	–	2,526,545	2,405,237.88	95.20
40000 Pemberian dan Kenaan Bayaran Tetap	48,800	48,800	28,813.95	59.04
50000 Perbelanjaan-perbelanjaan Lain	200,000	157,000	155,842.36	99.26
Jumlah 010400	87,879,700	85,728,880	85,537,665.76	99.78
010500 Istiadat dan Urusetia Persidangan Antarabangsa				
10000 Emolumen	5,527,800	6,113,800	6,088,914.35	99.59
20000 Perkhidmatan dan Bekalan	7,724,000	4,853,000	3,781,266.24	77.92
30000 Aset	–	59,895	59,895.00	100.00
40000 Pemberian dan Kenaan Bayaran Tetap	8,600	8,600	720.00	8.37
Jumlah 010500	13,260,400	11,035,295	9,930,795.59	89.99
010600 Kabinet, Perlembagaan dan Perhubungan Antara Kerajaan				
10000 Emolumen	8,504,000	8,124,000	7,592,058.86	93.45
20000 Perkhidmatan dan Bekalan	2,873,600	3,129,530	3,001,801.50	95.92
30000 Aset	–	124,070	113,144.90	91.19
40000 Pemberian dan Kenaan Bayaran Tetap	164,200	164,200	74,482.68	45.36
Jumlah 010600	11,541,800	11,541,800	10,781,487.94	93.41
010700 Unit Pemodenan Tadbiran dan Perancangan Pengurusan Malaysia (MAMPU)				
10000 Emolumen	92,272,300	75,272,300	74,546,598.13	99.04
20000 Perkhidmatan dan Bekalan	52,405,800	34,921,108	32,276,825.54	92.43
30000 Aset	–	364,192	363,052.00	99.69
40000 Pemberian dan Kenaan Bayaran Tetap	35,600	55,600	39,243.09	70.58
Jumlah 010700	144,713,700	110,613,200	107,225,718.76	96.94
010800 Lembaga Pembangunan Langkawi (LADA)				
40000 Pemberian dan Kenaan Bayaran Tetap	33,000,000	33,000,000	33,000,000.00	100.00
Jumlah 010800	33,000,000	33,000,000	33,000,000.00	100.00
<i>Emolumen</i>	256,655,600	242,843,030	214,009,891.91	88.13
<i>Perkhidmatan dan Bekalan</i>	336,665,100	308,944,965	280,354,281.90	90.75
<i>Aset</i>	23,900,000	19,259,223	18,149,726.36	94.24
<i>Pemberian dan Kenaan Bayaran Tetap</i>	68,355,200	98,025,573	95,718,037.81	97.65
<i>Perbelanjaan-perbelanjaan Lain</i>	200,000	209,800	208,642.36	99.45
<i>Jumlah 010000</i>	685,775,900	669,282,591	608,440,580.34	90.91
020000 PENGURUSAN KESELAMATAN				
020100 Majlis Keselamatan Negara (MKN)				
10000 Emolumen	53,045,200	53,045,200	51,950,065.92	97.94
20000 Perkhidmatan dan Bekalan	54,652,800	47,236,531	46,608,980.78	98.67
30000 Aset	–	49,000	47,984.00	97.93
40000 Pemberian dan Kenaan Bayaran Tetap	260,000	567,830	504,927.68	88.92
Jumlah 020100	107,958,000	100,898,561	99,111,958.38	98.23
020200 Pejabat Ketua Pegawai Keselamatan Kerajaan				
10000 Emolumen	18,070,000	17,092,990	17,092,987.57	99.99
20000 Perkhidmatan dan Bekalan	4,002,400	5,972,400	5,767,488.26	96.57
30000 Aset	120,000	150,000	147,148.80	98.10
40000 Pemberian dan Kenaan Bayaran Tetap	15,000	15,000	14,160.00	94.40
Jumlah 020200	22,207,400	23,230,390	23,021,784.63	99.10

(disambung...)

## Penyata Perbelanjaan Mengurus bagi tahun berakhir 31 Disember 2019

(sambungan)

Maksud Perbelanjaan	Anggaran		Sebenar	
	Asal	Dipinda	Amaun	Prestasi
	RM	RM	RM	%
<b>PERBELANJAAN BEKALAN – (SAMB.)</b>				
<b>B.06 JABATAN PERDANA MENTERI – (SAMB.)</b>				
020000 PENGURUSAN KESELAMATAN – (SAMB.)				
020300 Penyelidikan				
10000 Emolumen	42,397,400	43,816,824	43,816,819.83	99.99
20000 Perkhidmatan dan Bekalan	20,384,000	22,423,764	21,507,259.52	95.91
30000 Aset	9,000	9,000	8,697.50	96.64
40000 Pemberian dan Kenaan Bayaran Tetap	20,500	20,500	17,728.45	86.48
50000 Perbelanjaan-perbelanjaan Lain	50,000	67,600	64,815.97	95.88
Jumlah 020300	62,860,900	66,337,688	65,415,321.27	98.61
020400 Angkatan Pertahanan Awam Malaysia (APM)				
10000 Emolumen	53,333,500	53,333,500	50,728,889.62	95.12
20000 Perkhidmatan dan Bekalan	80,722,800	98,687,800	94,812,935.10	96.07
40000 Pemberian dan Kenaan Bayaran Tetap	30,000	30,000	24,692.91	82.31
50000 Perbelanjaan-perbelanjaan Lain	15,000	50,000	15,000.00	30.00
Jumlah 020400	134,101,300	152,101,300	145,581,517.63	95.71
020500 Agensi Pengurusan Bencana Negara (NADMA)				
10000 Emolumen	10,815,000	11,752,250	11,752,244.97	99.99
20000 Perkhidmatan dan Bekalan	3,972,000	4,087,421	4,050,695.46	99.10
40000 Pemberian dan Kenaan Bayaran Tetap	540,500	425,079	425,078.59	99.99
Jumlah 020500	15,327,500	16,264,750	16,228,019.02	99.77
<i>Emolumen</i>	177,661,100	179,040,764	175,341,007.91	97.93
<i>Perkhidmatan dan Bekalan</i>	163,734,000	178,407,916	172,747,359.12	96.83
<i>Aset</i>	129,000	208,000	203,830.30	98.00
<i>Pemberian dan Kenaan Bayaran Tetap</i>	866,000	1,058,409	986,587.63	93.21
<i>Perbelanjaan-perbelanjaan Lain</i>	65,000	117,600	79,815.97	67.87
Jumlah 020000	342,455,100	358,832,689	349,358,600.93	97.36
030000 PENGURUSAN KEHAKIMAN DAN PERUNDANGAN				
030100 Bahagian Hal Ehwal Undang-Undang (BHEUU)				
10000 Emolumen	77,707,200	84,164,650	84,164,646.36	99.99
20000 Perkhidmatan dan Bekalan	18,470,000	27,085,528	25,758,935.92	95.10
40000 Pemberian dan Kenaan Bayaran Tetap	20,481,500	20,496,972	20,495,862.21	99.99
Jumlah 030100	116,658,700	131,747,150	130,419,444.49	98.99
030200 Pejabat Ketua Pendaftar Mahkamah Persekutuan				
10000 Emolumen	258,076,400	245,576,400	241,948,874.93	98.52
20000 Perkhidmatan dan Bekalan	194,557,000	188,877,756	188,877,749.78	99.99
30000 Aset	1,000,000	19,248,794	19,061,989.37	99.03
40000 Pemberian dan Kenaan Bayaran Tetap	341,000	341,000	263,246.45	77.20
50000 Perbelanjaan-perbelanjaan Lain	–	114,000	114,000.00	100.00
Jumlah 030200	453,974,400	454,157,950	450,265,860.53	99.14
030300 Jabatan Kehakiman Syariah Malaysia (JKSM)				
10000 Emolumen	35,622,600	33,622,600	33,163,741.85	98.64
20000 Perkhidmatan dan Bekalan	32,204,400	52,882,230	52,798,838.73	99.84
30000 Aset	498,000	720,405	719,849.00	99.92
40000 Pemberian dan Kenaan Bayaran Tetap	160,000	59,765	59,764.13	99.99
Jumlah 030300	68,485,000	87,285,000	86,742,193.71	99.38
030400 Mahkamah Syariah Wilayah Persekutuan (MSWP)				
10000 Emolumen	9,710,300	9,710,300	9,174,963.04	94.49
20000 Perkhidmatan dan Bekalan	12,658,200	12,253,200	11,993,554.77	97.88
30000 Aset	–	405,000	394,240.00	97.34
40000 Pemberian dan Kenaan Bayaran Tetap	15,000	15,000	–	–
Jumlah 030400	22,383,500	22,383,500	21,562,757.81	96.33
030500 Bahagian Perlindungan				
10000 Emolumen	4,485,000	4,799,540	4,799,537.34	100.00
20000 Perkhidmatan dan Bekalan	1,590,000	1,839,000	1,831,783.14	99.61
40000 Pemberian dan Kenaan Bayaran Tetap	200,000	–	–	–
Jumlah 030500	6,275,000	6,638,540	6,631,320.48	99.89
030600 Lembaga Penasihat				
10000 Emolumen	3,498,600	3,398,600	3,013,423.06	88.67
20000 Perkhidmatan dan Bekalan	1,056,900	925,379	839,139.28	90.68
Jumlah 030600	4,555,500	4,323,979	3,852,562.34	89.10

(disambung...)

## Penyata Perbelanjaan Mengurus bagi tahun berakhir 31 Disember 2019

(sambungan)

Maksud Perbelanjaan	Anggaran		Sebenar	
	Asal	Dipinda	Amaun	Prestasi
	RM	RM	RM	%
<b>PERBELANJAAN BEKALAN – (SAMB.)</b>				
<b>B.06 JABATAN PERDANA MENTERI – (SAMB.)</b>				
030000 PENGURUSAN KEHAKIMAN DAN PERUNDANGAN				
030700 Jabatan Pendakwaan Syariah Malaysia (JPSM)				
10000 Emolumen	3,258,300	3,258,300	1,750,310.25	53.72
20000 Perkhidmatan dan Bekalan	890,000	445,000	183,505.48	41.24
Jumlah 030700	4,148,300	3,703,300	1,933,815.73	52.22
030800 Institut Latihan Kehakiman dan Perundangan (ILKAP)				
10000 Emolumen	6,309,500	5,642,700	5,630,772.97	99.79
20000 Perkhidmatan dan Bekalan	3,306,600	4,298,400	4,227,731.44	98.36
Jumlah 030800	9,616,100	9,941,100	9,858,504.41	99.17
030900 Suruhanjaya Pelantikan Kehakiman (SPK)				
10000 Emolumen	1,593,100	1,593,100	1,528,618.25	95.95
20000 Perkhidmatan dan Bekalan	1,036,600	770,730	725,876.66	94.18
30000 Aset	31,000	34,800	33,694.00	96.82
40000 Pemberian dan Kenaan Bayaran Tetap	3,800	3,800	1,619.99	42.63
Jumlah 030900	2,664,500	2,402,430	2,289,808.90	95.31
Emolumen	400,261,000	391,766,190	385,174,888.05	98.32
Perkhidmatan dan Bekalan	265,769,700	289,377,223	287,237,115.20	99.26
Aset	1,529,000	20,408,999	20,209,772.37	99.02
Pemberian dan Kenaan Bayaran Tetap	21,201,300	20,916,537	20,820,492.78	99.54
Perbelanjaan-perbelanjaan Lain	-	114,000	114,000.00	100.00
Jumlah 030000	688,761,000	722,582,949	713,556,268.40	98.75
040000 KEMAJUAN ISLAM				
040100 Jabatan Kemajuan Islam Malaysia (JAKIM)				
10000 Emolumen	82,095,100	79,095,100	76,170,087.40	96.30
20000 Perkhidmatan dan Bekalan	163,238,200	158,239,910	148,710,282.13	93.98
30000 Aset	1,000,000	943,142	577,835.00	61.27
40000 Pemberian dan Kenaan Bayaran Tetap	636,467,700	641,074,476	635,206,742.26	99.08
Jumlah 040100	882,801,000	879,352,628	860,664,946.79	97.87
040200 Majlis Agama Islam Wilayah Persekutuan (MAIWP)				
40000 Pemberian dan Kenaan Bayaran Tetap	23,554,600	23,554,600	23,554,600.00	100.00
Jumlah 040200	23,554,600	23,554,600	23,554,600.00	100.00
040300 Jabatan Agama Islam Wilayah Persekutuan (JAWI)				
10000 Emolumen	97,198,400	88,198,400	86,119,795.82	97.64
20000 Perkhidmatan dan Bekalan	18,075,000	21,075,000	20,323,529.04	96.43
40000 Pemberian dan Kenaan Bayaran Tetap	3,280,000	2,870,000	2,836,881.84	98.85
Jumlah 040300	118,553,400	112,143,400	109,280,206.70	97.45
040400 Pejabat Mufti Wilayah Persekutuan				
10000 Emolumen	2,441,900	2,582,820	2,582,819.71	99.99
20000 Perkhidmatan dan Bekalan	4,422,600	4,418,310	4,325,474.72	97.90
30000 Aset	-	4,290	4,290.00	100.00
Jumlah 040400	6,864,500	7,005,420	6,912,584.43	98.67
Emolumen	181,735,400	169,876,320	164,872,702.93	97.05
Perkhidmatan dan Bekalan	185,735,800	183,733,220	173,359,285.89	94.35
Aset	1,000,000	947,432	582,125.00	61.44
Pemberian dan Kenaan Bayaran Tetap	663,302,300	667,499,076	661,598,224.10	99.12
Jumlah 040000	1,031,773,500	1,022,056,048	1,000,412,337.92	97.88
050000 KESEJAHTERAAN SOSIAL				
050100 Unit Penyelaras Pelaksanaan (UPP)				
10000 Emolumen	79,883,600	73,483,600	67,661,456.32	92.08
20000 Perkhidmatan dan Bekalan	38,389,400	41,676,785	41,065,466.60	98.53
30000 Aset	-	3,122,235	2,772,116.27	88.79
40000 Pemberian dan Kenaan Bayaran Tetap	324,866,400	325,956,780	325,947,071.04	99.99
Jumlah 050100	443,139,400	444,239,400	437,446,110.23	98.47
050200 Jabatan Perpaduan Negara dan Integrasi Nasional (PERPADUAN)				
10000 Emolumen	104,210,000	104,210,000	104,087,162.19	99.88
20000 Perkhidmatan dan Bekalan	66,157,000	53,475,132	52,319,140.75	97.84
40000 Pemberian dan Kenaan Bayaran Tetap	36,327,500	44,927,500	44,887,647.21	99.91
50000 Perbelanjaan-perbelanjaan Lain	1,621,800	1,621,800	1,621,800.00	100.00
Jumlah 050200	208,316,300	204,234,432	202,915,750.15	99.35

(disambung...)

## Penyata Perbelanjaan Mengurus bagi tahun berakhir 31 Disember 2019

(sambungan)

Maksud Perbelanjaan	Anggaran		Sebenar	
	Asal	Dipinda	Amaun	Prestasi
	RM	RM	RM	%
<b>PERBELANJAAN BEKALAN – (SAMB.)</b>				
<b>B.06 JABATAN PERDANA MENTERI – (SAMB.)</b>				
050000 KESEJAHTERAAN SOSIAL – (SAMB.)				
050300 Jabatan Kehakiman Orang Asli (JAKOA)				
10000 Emolumen	33,293,600	33,293,600	33,261,594.62	99.90
20000 Perkhidmatan dan Bekalan	26,307,500	22,307,500	20,426,787.69	91.57
30000 Aset	1,000,000	576,000	–	–
40000 Pemberian dan Kenaan Bayaran Tetap	51,267,900	50,069,991	43,506,392.25	86.89
Jumlah 050300	111,869,000	106,247,091	97,194,774.56	91.48
<i>Emolumen</i>	217,387,200	210,987,200	205,010,213.13	97.17
<i>Perkhidmatan dan Bekalan</i>	130,853,900	117,459,417	113,811,395.04	96.89
<i>Aset</i>	1,000,000	3,698,235	2,772,116.27	74.96
<i>Pemberian dan Kenaan Bayaran Tetap</i>	412,461,800	420,954,271	414,341,110.50	98.43
<i>Perbelanjaan-perbelanjaan Lain</i>	1,621,800	1,621,800	1,621,800.00	100.00
Jumlah 050000	763,324,700	754,720,923	737,556,634.94	97.73
060000 PROGRAM KHUSUS				
060100 Bertugas Luar Negara				
20000 Perkhidmatan dan Bekalan	2,250,000	4,250,000	4,112,420.58	96.76
Jumlah 060100	2,250,000	4,250,000	4,112,420.58	96.76
060200 Emolumen Kakitangan Kontrak				
20000 Perkhidmatan dan Bekalan	177,698,600	160,313,600	150,673,547.42	93.99
40000 Pemberian dan Kenaan Bayaran Tetap	1,500,000	1,500,000	1,500,000.00	100.00
Jumlah 060200	179,198,600	161,813,600	152,173,547.42	94.04
<i>Perkhidmatan dan Bekalan</i>	179,948,600	164,563,600	154,785,968.00	94.06
<i>Pemberian dan Kenaan Bayaran Tetap</i>	1,500,000	1,500,000	1,500,000.00	100.00
Jumlah 060000	181,448,600	166,063,600	156,285,968.00	94.11
Jumlah Emolumen	1,233,700,300	1,194,513,504	1,144,408,703.93	95.81
Jumlah Perkhidmatan dan Bekalan	1,262,707,100	1,242,486,341	1,182,295,405.15	95.16
Jumlah Aset	27,558,000	44,521,889	41,917,570.30	94.15
Jumlah Pemberian dan Kenaan Bayaran Tetap	1,167,686,600	1,209,953,866	1,194,964,452.82	98.76
Jumlah Perbelanjaan-perbelanjaan Lain	1,886,800	2,063,200	2,024,258.33	98.11
JUMLAH JABATAN PERDANA MENTERI	3,693,538,800	3,693,538,800	3,565,610,390.53	96.54
<b>B.07 JABATAN PERKHIDMATAN AWAM</b>				
010000 PENGURUSAN AM				
010100 Khidmat Pengurusan				
10000 Emolumen	121,207,300	99,148,053	99,148,052.06	99.99
20000 Perkhidmatan dan Bekalan	28,503,000	25,124,090	25,124,089.24	99.99
30000 Aset	–	90,334	90,333.30	99.99
40000 Pemberian dan Kenaan Bayaran Tetap	38,005,000	33,858,837	33,858,836.52	99.99
Jumlah 010100	187,715,300	158,221,314	158,221,311.12	99.99
010200 Pembangunan dan Pengurusan Maklumat Strategik				
10000 Emolumen	14,823,500	12,642,560	12,642,559.46	99.99
20000 Perkhidmatan dan Bekalan	2,661,000	2,422,389	2,422,388.43	99.99
30000 Aset	1,500,000	1,320,075	1,320,074.20	99.99
Jumlah 010200	18,984,500	16,385,024	16,385,022.09	99.99
<i>Emolumen</i>	136,030,800	111,790,613	111,790,611.52	99.99
<i>Perkhidmatan dan Bekalan</i>	31,164,000	27,546,479	27,546,477.67	99.99
<i>Aset</i>	1,500,000	1,410,409	1,410,407.50	99.99
<i>Pemberian dan Kenaan Bayaran Tetap</i>	38,005,000	33,858,837	33,858,836.52	99.99
Jumlah 010000	206,699,800	174,606,338	174,606,333.21	99.99
020000 PENGURUSAN SUMBER MANUSIA				
020100 Pembangunan Organisasi				
10000 Emolumen	12,564,900	10,903,571	10,903,570.13	99.99
20000 Perkhidmatan dan Bekalan	290,000	404,647	404,646.08	99.99
Jumlah 020100	12,854,900	11,308,218	11,308,216.21	99.99

(disambung...)

## Penyata Perbelanjaan Mengurus bagi tahun berakhir 31 Disember 2019

(sambungan)

Maksud Perbelanjaan	Anggaran		Sebenar	
	Asal	Dipinda	Amaun	Prestasi
	RM	RM	RM	%
<b>PERBELANJAAN BEKALAN – (SAMB.)</b>				
<b>B.07 JABATAN PERKHIDMATAN AWAM – (SAMB.)</b>				
020000 PENGURUSAN SUMBER MANUSIA – (SAMB.)				
020200 Perkhidmatan				
10000 Emolumen	20,531,300	19,173,548	19,173,547.23	99.99
20000 Perkhidmatan dan Bekalan	3,325,000	2,790,551	2,786,950.42	99.87
40000 Pemberian dan Kenaan Bayaran Tetap	9,400,000	7,783,953	7,783,952.49	99.99
Jumlah 020200	33,256,300	29,748,052	29,744,450.14	99.99
020300 Saraan				
10000 Emolumen	7,153,400	6,749,957	6,749,956.40	99.99
20000 Perkhidmatan dan Bekalan	410,500	429,796	429,795.37	99.99
40000 Pemberian dan Kenaan Bayaran Tetap	90,000	90,000	90,000.00	100.00
Jumlah 020300	7,653,900	7,269,753	7,269,751.77	99.99
020400 Pasca Perkhidmatan				
10000 Emolumen	6,470,100	7,113,613	7,113,613.00	100.00
20000 Perkhidmatan dan Bekalan	1,990,000	1,241,212	1,241,211.45	99.99
40000 Pemberian dan Kenaan Bayaran Tetap	100	186,431,545	186,431,545.00	100.00
Jumlah 020400	8,460,200	194,786,370	194,786,369.45	99.99
020500 Pengurusan Psikologi				
10000 Emolumen	3,555,200	3,758,493	3,758,492.38	99.99
20000 Perkhidmatan dan Bekalan	397,700	289,263	289,262.97	99.99
Jumlah 020500	3,952,900	4,047,756	4,047,755.35	99.99
Emolumen	50,274,900	47,699,182	47,699,179.14	99.99
Perkhidmatan dan Bekalan	6,413,200	5,155,469	5,151,866.29	99.93
Pemberian dan Kenaan Bayaran Tetap	9,490,100	194,305,498	194,305,497.49	99.99
Jumlah 020000	66,178,200	247,160,149	247,156,542.92	99.99
030000 PEMBANGUNAN SUMBER MANUSIA				
030100 Penyelidikan, Perancangan dan Dasar				
10000 Emolumen	4,880,900	4,870,416	4,870,415.72	99.99
20000 Perkhidmatan dan Bekalan	280,000	259,817	259,816.79	99.99
Jumlah 030100	5,160,900	5,130,233	5,130,232.51	99.99
030200 Pembangunan Modal Insan				
10000 Emolumen	24,804,300	16,764,889	16,764,888.18	99.99
20000 Perkhidmatan dan Bekalan	8,719,800	8,063,031	8,063,030.46	99.99
40000 Pemberian dan Kenaan Bayaran Tetap	60,000	60,000	60,000.00	100.00
50000 Perbelanjaan-perbelanjaan Lain	100,000	455,259	455,258.47	99.99
Jumlah 030200	33,684,100	25,343,179	25,343,177.11	99.99
030300 Institut Tadbiran Awam Negara (INTAN)				
10000 Emolumen	50,219,900	48,026,219	48,026,218.07	99.99
20000 Perkhidmatan dan Bekalan	51,931,300	45,426,829	45,426,828.19	99.99
30000 Aset	500,000	825,636	825,635.43	99.99
40000 Pemberian dan Kenaan Bayaran Tetap	33,000	15,888	15,887.35	99.99
Jumlah 030300	102,684,200	94,294,572	94,294,569.04	99.99
030400 Transformasi Sektor Awam				
10000 Emolumen	3,419,900	971,742	971,741.72	99.99
20000 Perkhidmatan dan Bekalan	124,000	33,594	33,593.52	99.99
Jumlah 030400	3,543,900	1,005,336	1,005,335.24	99.99
Emolumen	83,325,000	70,633,266	70,633,263.69	99.99
Perkhidmatan dan Bekalan	61,055,100	53,783,271	53,783,268.96	99.99
Aset	500,000	825,636	825,635.43	99.99
Pemberian dan Kenaan Bayaran Tetap	93,000	75,888	75,887.35	99.99
Perbelanjaan-perbelanjaan Lain	100,000	455,259	455,258.47	99.99
Jumlah 030000	145,073,100	125,773,320	125,773,313.90	99.99
040000 PROGRAM KHUSUS				
040100 Bertugas ke Luar Negara				
20000 Perkhidmatan dan Bekalan	150,000	964,944	964,943.41	99.99
Jumlah 040100	150,000	964,944	964,943.41	99.99
040200 Emolumen Kakitangan Kontrak				
20000 Perkhidmatan dan Bekalan	600,000	416,571	416,570.97	99.99
Jumlah 040200	600,000	416,571	416,570.97	99.99

(disambung...)

## Penyata Perbelanjaan Mengurus bagi tahun berakhir 31 Disember 2019

(sambungan)

Maksud Perbelanjaan	Anggaran		Sebenar	
	Asal	Dipinda	Amaun	Prestasi
	RM	RM	RM	%
<b>PERBELANJAAN BEKALAN – (SAMB.)</b>				
<b>B.07 JABATAN PERKHIDMATAN AWAM – (SAMB.)</b>				
040000 PROGRAM KHUSUS – (SAMB.)				
040300 Biasiswa dan Pinjaman Pelajaran				
20000 Perkhidmatan dan Bekalan	–	1,807,039	1,807,038.22	99.99
40000 Pemberian dan Kenaan Bayaran Tetap	1,029,550,000	894,239,318	894,226,930.27	99.99
Jumlah 040300	1,029,550,000	896,046,357	896,033,968.49	99.99
040400 Bantuan Mengurus Jenazah				
40000 Pemberian dan Kenaan Bayaran Tetap	42,000,000	45,132,503	45,132,502.98	99.99
Jumlah 040400	42,000,000	45,132,503	45,132,502.98	99.99
Perkhidmatan dan Bekalan	750,000	3,188,554	3,188,552.60	99.99
Pemberian dan Kenaan Bayaran Tetap	1,071,550,000	939,371,821	939,359,433.25	99.99
Jumlah 040000	1,072,300,000	942,560,375	942,547,985.85	99.99
050000 "ONE-OFF"				
050100 Harta Modal				
30000 Aset	999,000	1,149,918	1,149,917.56	99.99
Jumlah 050100	999,000	1,149,918	1,149,917.56	99.99
Aset	999,000	1,149,918	1,149,917.56	99.99
Jumlah 050000	999,000	1,149,918	1,149,917.56	99.99
Jumlah Emolumen	269,630,700	230,123,061	230,123,054.35	65.63
Jumlah Perkhidmatan dan Bekalan	99,382,300	89,673,773	89,670,165.52	65.63
Jumlah Aset	2,999,000	3,385,963	3,385,960.49	65.63
Jumlah Pemberian dan Kenaan Bayaran Tetap	1,119,138,100	1,167,612,044	1,167,599,654.61	65.63
Jumlah Perbelanjaan-perbelanjaan Lain	100,000	455,259	455,258.47	87.61
JUMLAH JABATAN PERKHIDMATAN AWAM	1,491,250,100	1,491,250,100	1,491,234,093.44	99.99
<b>B.08 JABATAN PEGUAM NEGARA</b>				
010000 PENGURUSAN				
010100 Pejabat Peguam Negara				
10000 Emolumen	10,997,200	8,997,200	8,425,860.33	93.65
20000 Perkhidmatan dan Bekalan	315,000	176,000	170,114.15	96.66
Jumlah 010100	11,312,200	9,173,200	8,595,974.48	93.71
010200 Pengurusan				
10000 Emolumen	19,424,800	17,424,800	16,490,253.49	94.64
20000 Perkhidmatan dan Bekalan	22,464,000	22,216,700	21,228,302.44	95.55
30000 Aset	1,300,000	1,229,800	1,202,053.21	97.74
40000 Pemberian dan Kenaan Bayaran Tetap	23,000	22,583	13,560.00	60.05
50000 Perbelanjaan-perbelanjaan Lain	–	417	417.00	100.00
Jumlah 010200	43,211,800	40,894,300	38,934,586.14	95.21
010300 Pejabat Penasihat Undang-undang Negeri				
10000 Emolumen	42,421,300	39,211,300	38,426,799.39	98.00
20000 Perkhidmatan dan Bekalan	3,650,000	3,596,937	3,461,893.84	96.25
30000 Aset	–	236,773	195,446.20	82.55
Jumlah 010300	46,071,300	43,045,010	42,084,139.43	97.77
Emolumen	72,843,300	65,633,300	63,342,913.21	96.51
Perkhidmatan dan Bekalan	26,429,000	25,989,637	24,860,310.43	95.65
Aset	1,300,000	1,466,573	1,397,499.41	95.29
Pemberian dan Kenaan Bayaran Tetap	23,000	22,583	13,560.00	60.05
Perbelanjaan-perbelanjaan Lain	–	417	417.00	100.00
Jumlah 010000	100,595,300	93,112,510	89,614,700.05	96.24
020000 PERUNDANGAN				
020100 Gubalan				
10000 Emolumen	6,184,100	7,184,100	7,159,351.70	99.66
20000 Perkhidmatan dan Bekalan	107,200	107,200	105,330.53	98.26
Jumlah 020100	6,291,300	7,291,300	7,264,682.23	99.63
020200 Penyemakan dan Pembaharuan Undang-undang				
10000 Emolumen	4,434,100	4,120,100	4,118,416.38	99.96
20000 Perkhidmatan dan Bekalan	130,000	130,000	89,550.58	68.89
Jumlah 020200	4,564,100	4,250,100	4,207,966.96	99.01

(disambung...)

## Penyata Perbelanjaan Mengurus bagi tahun berakhir 31 Disember 2019

(sambungan)

Maksud Perbelanjaan	Anggaran		Sebenar	
	Asal	Dipinda	Amaun	Prestasi
	RM	RM	RM	%
<b>PERBELANJAAN BEKALAN – (SAMB.)</b>				
<b>B.08 JABATAN PEGUAM NEGARA – (SAMB.)</b>				
020000 PERUNDANGAN – (SAMB.)				
<i>Emolumen</i>	10,618,200	11,304,200	11,277,768.08	99.77
<i>Perkhidmatan dan Bekalan</i>	237,200	237,200	194,881.11	82.16
<i>Jumlah 020000</i>	10,855,400	11,541,400	11,472,649.19	99.40
030000 LITIGASI				
030100 Pendakwaan				
10000 <i>Emolumen</i>	7,268,300	14,468,300	14,383,423.72	99.41
20000 <i>Perkhidmatan dan Bekalan</i>	635,000	635,000	583,530.79	91.89
<i>Jumlah 030100</i>	7,903,300	15,103,300	14,966,954.51	99.10
030200 Perbicaraan dan Rayuan				
10000 <i>Emolumen</i>	5,587,000	5,587,000	5,508,819.42	98.60
20000 <i>Perkhidmatan dan Bekalan</i>	354,500	354,500	260,149.49	73.38
<i>Jumlah 030200</i>	5,941,500	5,941,500	5,768,968.91	97.10
030300 Guaman				
10000 <i>Emolumen</i>	7,594,700	7,492,700	6,610,253.98	88.22
20000 <i>Perkhidmatan dan Bekalan</i>	633,000	633,000	627,956.81	99.20
<i>Jumlah 030300</i>	8,227,700	8,125,700	7,238,210.79	89.08
030400 Jabatan Peguam Negeri Sabah				
10000 <i>Emolumen</i>	2,866,500	2,636,500	2,453,160.95	93.05
20000 <i>Perkhidmatan dan Bekalan</i>	471,000	476,870	466,537.97	97.83
30000 <i>Aset</i>	–	20,600	16,180.00	78.54
<i>Jumlah 030400</i>	3,337,500	3,133,970	2,935,878.92	93.68
030500 Jabatan Peguam Negeri Sarawak				
10000 <i>Emolumen</i>	3,697,000	2,697,000	2,695,921.19	99.96
20000 <i>Perkhidmatan dan Bekalan</i>	516,800	476,770	510,303.85	95.96
30000 <i>Aset</i>	–	18,600	18,110.30	97.37
<i>Jumlah 030500</i>	4,213,800	3,247,370	3,224,335.34	99.29
030600 Cawangan Wilayah Persekutuan Kuala Lumpur				
10000 <i>Emolumen</i>	5,490,800	5,230,800	5,018,528.23	95.94
20000 <i>Perkhidmatan dan Bekalan</i>	2,167,800	2,080,090	2,048,841.09	98.50
30000 <i>Aset</i>	–	81,960	76,227.00	93.01
<i>Jumlah 030600</i>	7,658,600	7,392,850	7,143,596.32	96.63
<i>Emolumen</i>	32,504,300	38,112,300	36,670,107.49	96.22
<i>Perkhidmatan dan Bekalan</i>	4,778,100	4,711,230	4,497,320.00	95.46
<i>Aset</i>	–	121,160	110,517.30	91.22
<i>Jumlah 030000</i>	37,282,400	42,944,690	41,277,944.79	96.12
040000 PENASIHAT				
040100 Penasihat				
10000 <i>Emolumen</i>	5,746,000	6,146,000	5,955,044.73	96.89
20000 <i>Perkhidmatan dan Bekalan</i>	108,000	108,000	89,953.51	83.29
<i>Jumlah 040100</i>	5,854,000	6,254,000	6,044,998.24	96.66
040200 Hal Ehwal Antarabangsa				
10000 <i>Emolumen</i>	6,256,400	6,756,400	6,676,486.58	98.82
20000 <i>Perkhidmatan dan Bekalan</i>	184,000	222,000	190,776.74	85.94
40000 <i>Pemberian dan Kenaan Bayaran Tetap</i>	223,000	223,000	221,044.55	99.12
<i>Jumlah 040200</i>	6,663,400	7,201,400	7,088,307.87	98.43
040300 Penyelidikan				
10000 <i>Emolumen</i>	2,516,900	2,562,900	2,561,593.96	99.95
20000 <i>Perkhidmatan dan Bekalan</i>	44,000	44,000	42,231.86	95.98
<i>Jumlah 040300</i>	2,560,900	2,606,900	2,603,825.82	99.88
040400 Syariah dan Pengharmonian Undang-undang				
10000 <i>Emolumen</i>	2,706,300	2,676,300	2,584,609.33	96.57
20000 <i>Perkhidmatan dan Bekalan</i>	82,000	62,500	48,763.07	78.02
<i>Jumlah 040400</i>	2,788,300	2,738,800	2,633,372.40	96.15

(disambung...)

## Penyata Perbelanjaan Mengurus bagi tahun berakhir 31 Disember 2019

(sambungan)

Maksud Perbelanjaan	Anggaran		Sebenar	
	Asal	Dipinda	Amaun	Prestasi
	RM	RM	RM	%
<b>PERBELANJAAN BEKALAN – (SAMB.)</b>				
<b>B.08 JABATAN PEGUAM NEGARA – (SAMB.)</b>				
040000 PENASIHAT – (SAMB.)				
<i>Emolumen</i>	17,225,600	18,141,600	17,777,734.60	97.99
<i>Perkhidmatan dan Bekalan</i>	418,000	436,500	371,725.18	85.16
<i>Pemberian dan Kenaan Bayaran Tetap</i>	223,000	223,000	221,044.55	99.12
<i>Jumlah 040000</i>	17,866,600	18,801,100	18,370,504.33	97.71
050000 PROGRAM KHUSUS				
050100 Bertugas ke Luar Negara				
20000 Perkhidmatan dan Bekalan	1,125,000	1,725,000	1,549,731.44	89.84
<i>Jumlah 050100</i>	1,125,000	1,725,000	1,549,731.44	89.84
050200 Emolumen Kakitangan Kontrak				
20000 Perkhidmatan dan Bekalan	1,500,000	841,620	788,546.00	93.69
40000 Pemberian dan Kenaan Bayaran Tetap	100,000	358,380	356,840.31	99.57
<i>Jumlah 050200</i>	1,600,000	1,200,000	1,145,386.31	95.45
<i>Perkhidmatan dan Bekalan</i>	2,625,000	2,566,620	2,338,277.44	91.10
<i>Pemberian dan Kenaan Bayaran Tetap</i>	100,000	358,380	356,840.31	99.57
<i>Jumlah 050000</i>	2,725,000	2,925,000	2,695,117.75	92.14
<i>Jumlah Emolumen</i>	133,191,400	133,191,400	129,068,523.38	96.90
<i>Jumlah Perkhidmatan dan Bekalan</i>	34,487,300	33,941,187	32,262,514.16	95.05
<i>Jumlah Aset</i>	1,300,000	1,587,733	1,508,016.71	94.98
<i>Jumlah Pemberian dan Kenaan Bayaran Tetap</i>	346,000	603,963	591,444.86	97.93
<i>Jumlah Perbelanjaan-perbelanjaan Lain</i>	–	417	417.00	87.61
<i>JUMLAH JABATAN PEGUAM NEGARA</i>	169,324,700	169,324,700	163,430,916.11	96.52
<b>B.09 SURUHANJAYA PENCEGAHAN RASUAH MALAYSIA</b>				
010000 PENGURUSAN				
010100 Khidmat Pengurusan				
10000 Emolumen	25,324,900	15,139,500	11,933,177.72	78.82
20000 Perkhidmatan dan Bekalan	17,603,000	22,848,000	20,213,835.53	88.47
30000 Aset	250,000	500,000	437,000.00	87.40
40000 Pemberian dan Kenaan Bayaran Tetap	693,500	693,500	373,757.45	53.89
<i>Jumlah 010100</i>	43,871,400	39,181,000	32,957,770.70	84.12
010200 Kewangan, Akaun dan Pembangunan				
10000 Emolumen	1,854,500	2,239,500	2,199,267.23	98.20
20000 Perkhidmatan dan Bekalan	1,583,300	1,526,200	1,319,194.75	86.44
30000 Aset	900,000	933,300	866,735.00	92.87
<i>Jumlah 010200</i>	4,337,800	4,699,000	4,385,196.98	93.32
010300 Akademi Pencegahan Rasuah Malaysia (MACA)				
10000 Emolumen	6,873,100	6,873,100	6,811,377.18	99.10
20000 Perkhidmatan dan Bekalan	8,320,900	8,145,900	7,403,852.29	90.89
30000 Aset	800,000	500,000	500,000.00	100.00
40000 Pemberian dan Kenaan Bayaran Tetap	306,500	306,500	245,414.85	80.07
<i>Jumlah 010300</i>	16,300,500	15,825,500	14,960,644.32	94.54
010400 Dasar, Perancangan dan Penyelidikan				
10000 Emolumen	1,776,100	1,776,100	1,550,141.50	87.28
20000 Perkhidmatan dan Bekalan	737,800	386,800	349,790.81	90.43
<i>Jumlah 010400</i>	2,513,900	2,162,900	1,899,932.31	87.84
010500 Keselamatan				
10000 Emolumen	5,624,800	7,515,200	7,510,809.52	99.94
20000 Perkhidmatan dan Bekalan	3,992,200	3,627,200	3,212,976.39	88.58
30000 Aset	100,000	100,000	99,999.90	99.99
<i>Jumlah 010500</i>	9,717,000	11,242,400	10,823,785.81	96.28
010600 Kecemerlangan dan Profesionalisme				
10000 Emolumen	1,755,100	1,755,100	1,568,339.14	89.36
20000 Perkhidmatan dan Bekalan	373,800	373,800	324,928.03	86.93
<i>Jumlah 010600</i>	2,128,900	2,128,900	1,893,267.17	88.93

(disambung...)

## Penyata Perbelanjaan Mengurus bagi tahun berakhir 31 Disember 2019

(sambungan)

Maksud Perbelanjaan	Anggaran		Sebenar	
	Asal	Dipinda	Amaun	Prestasi
	RM	RM	RM	%
<b>PERBELANJAAN BEKALAN – (SAMB.)</b>				
<b>B.09 SURUHANJAYA PENCEGAHAN RASUAH MALAYSIA – (SAMB.)</b>				
010000 PENGURUSAN – (SAMB.)				
010700 Pemantauan dan Penyelarasan				
10000 Emolumen	718,600	828,600	827,145.92	99.82
20000 Perkhidmatan dan Bekalan	196,400	248,400	236,719.59	95.30
Jumlah 010700	915,000	1,077,000	1,063,865.51	98.78
010800 SPRM Negeri				
10000 Emolumen	78,145,400	78,145,400	76,823,756.71	98.31
20000 Perkhidmatan dan Bekalan	21,372,500	22,882,500	21,816,430.45	95.34
30000 Aset	2,327,200	1,064,200	633,354.97	59.51
Jumlah 010800	101,845,100	102,092,100	99,273,542.13	97.24
<i>Emolumen</i>	122,072,500	114,272,500	109,224,014.92	95.58
<i>Perkhidmatan dan Bekalan</i>	54,179,900	60,038,800	54,877,727.84	91.40
<i>Aset</i>	4,377,200	3,097,500	2,537,089.87	81.91
<i>Pemberian dan Kenaan Bayaran Tetap</i>	1,000,000	1,000,000	619,172.30	61.92
Jumlah 010000	181,629,600	178,408,800	167,258,004.93	93.75
020000 OPERASI				
020100 Siasatan				
10000 Emolumen	22,280,900	22,043,900	21,574,451.33	97.87
20000 Perkhidmatan dan Bekalan	7,808,700	5,631,800	4,136,467.36	73.45
30000 Aset	–	595,000	558,000.00	93.78
Jumlah 020100	30,089,600	28,270,700	26,268,918.69	92.92
020200 Perisikan				
10000 Emolumen	20,476,200	23,500,200	22,713,028.81	96.65
20000 Perkhidmatan dan Bekalan	1,986,600	3,325,600	3,113,616.28	93.63
30000 Aset	–	84,000	84,000.00	100.00
Jumlah 020200	22,462,800	26,909,800	25,910,645.09	96.29
020300 Forensik				
10000 Emolumen	2,388,500	1,788,500	1,686,638.40	94.30
20000 Perkhidmatan dan Bekalan	457,300	457,300	419,801.95	91.80
Jumlah 020300	2,845,800	2,245,800	2,106,440.35	93.79
020400 Operasi Khas				
10000 Emolumen	5,947,300	6,527,300	5,980,335.40	91.62
20000 Perkhidmatan dan Bekalan	935,300	809,300	761,110.60	94.05
Jumlah 020400	6,882,600	7,336,600	6,741,446.00	91.89
020500 Pengurusan Rekod dan Maklumat				
10000 Emolumen	5,174,800	4,874,800	4,865,804.28	99.82
20000 Perkhidmatan dan Bekalan	5,397,100	1,321,740	782,443.54	59.20
30000 Aset	–	4,655,360	3,891,249.60	83.59
Jumlah 020500	10,571,900	10,851,900	9,539,497.42	87.91
020600 Perundangan dan Pendakwaan				
10000 Emolumen	4,083,400	4,927,400	4,878,894.11	99.02
20000 Perkhidmatan dan Bekalan	535,800	585,800	565,314.00	96.50
Jumlah 020600	4,619,200	5,513,200	5,444,208.11	98.75
<i>Emolumen</i>	60,351,100	63,662,100	61,699,152.33	96.92
<i>Perkhidmatan dan Bekalan</i>	17,120,800	12,131,540	9,778,753.73	80.61
<i>Aset</i>	–	5,334,360	4,533,249.60	84.98
Jumlah 020000	77,471,900	81,128,000	76,011,155.66	93.69
030000 PENCEGAHAN				
030100 Pendidikan Masyarakat				
10000 Emolumen	7,777,300	7,789,300	7,338,087.42	94.21
20000 Perkhidmatan dan Bekalan	3,565,000	3,101,000	3,071,230.57	99.04
40000 Pemberian dan Kenaan Bayaran Tetap	–	464,000	464,000.00	100.00
Jumlah 030100	11,342,300	11,354,300	10,873,317.99	95.76
030200 Komunikasi Strategik dan Perhubungan Antarabangsa				
10000 Emolumen	1,581,000	1,783,000	1,721,326.57	96.54
20000 Perkhidmatan dan Bekalan	1,204,100	1,043,800	860,768.93	82.46
Jumlah 030200	2,785,100	2,826,800	2,582,095.50	91.34

(disambung...)

## Penyata Perbelanjaan Mengurus bagi tahun berakhir 31 Disember 2019

(sambungan)

Maksud Perbelanjaan	Anggaran		Sebenar	
	Asal	Dipinda	Amaun	Prestasi
	RM	RM	RM	%
<b>PERBELANJAAN BEKALAN – (SAMB.)</b>				
<b>B.09 SURUHANJAYA PENCEGAHAN RASUAH MALAYSIA – (SAMB.)</b>				
030000 PENCEGAHAN				
030300 Urus Tadbir Sektor Awam				
10000 Emolumen	1,919,800	1,057,800	962,145.99	90.96
20000 Perkhidmatan dan Bekalan	206,200	206,200	172,207.09	83.51
Jumlah 030300	2,126,000	1,264,000	1,134,353.08	89.74
030400 Pemeriksaan dan Perundingan				
10000 Emolumen	7,147,000	7,147,000	5,540,119.58	77.52
20000 Perkhidmatan dan Bekalan	678,300	678,300	601,789.68	88.72
Jumlah 030400	7,825,300	7,825,300	6,141,909.26	78.49
030500 Pengurusan Integriti Agensi				
10000 Emolumen	1,582,000	1,719,000	1,714,945.12	99.76
20000 Perkhidmatan dan Bekalan	120,500	120,500	120,202.84	99.75
Jumlah 030500	1,702,500	1,839,500	1,835,147.96	99.76
Emolumen	20,007,100	19,496,100	17,276,624.68	88.62
Perkhidmatan dan Bekalan	5,774,100	5,149,800	4,826,199.11	93.72
Pemberian dan Kenaan Bayaran Tetap	–	464,000	464,000.00	100.00
Jumlah 030000	25,781,200	25,109,900	22,566,823.79	89.87
040000 PROGRAM KHUSUS				
040100 Bertugas ke Luar Negara				
20000 Perkhidmatan dan Bekalan	1,017,200	1,253,200	1,142,625.09	91.18
Jumlah 040100	1,017,200	1,253,200	1,142,625.09	91.18
040200 Emolumen Kakitangan Kontrak				
20000 Perkhidmatan dan Bekalan	875,000	875,000	436,577.00	49.89
Jumlah 040200	875,000	875,000	436,577.00	49.89
Perkhidmatan dan Bekalan	1,892,200	2,128,200	1,579,202.09	74.20
Jumlah 040000	1,892,200	2,128,200	1,579,202.09	74.20
Jumlah Emolumen	202,430,700	197,430,700	188,199,791.93	95.32
Jumlah Perkhidmatan dan Bekalan	78,967,000	79,448,340	71,061,882.77	89.44
Jumlah Aset	4,377,200	8,431,860	7,070,339.47	83.85
Jumlah Pemberian dan Kenaan Bayaran Tetap	1,000,000	1,464,000	1,083,172.30	73.99
JUMLAH SURUHANJAYA PENCEGAHAN RASUAH MALAYSIA	286,774,900	286,774,900	267,415,186.47	93.25
<b>B.10 PERBENDAHARAAN</b>				
010000 PENGURUSAN KEMENTERIAN				
010100 Pengurusan Am				
10000 Emolumen	135,565,600	31,584,800	31,584,756.04	99.99
20000 Perkhidmatan dan Bekalan	230,939,700	94,121,163	94,120,628.45	99.99
30000 Aset	5,000	2,217,050	2,216,759.31	99.99
40000 Pemberian dan Kenaan Bayaran Tetap	25,190,000	15,709,000	15,708,866.55	99.99
50000 Perbelanjaan-perbelanjaan Lain	30,000	34,000	33,963.30	99.89
Jumlah 010100	391,730,300	143,666,013	143,664,973.65	99.99
010200 Strategi Korporat dan Komunikasi				
10000 Emolumen	4,917,300	4,600,300	4,599,396.25	99.98
20000 Perkhidmatan dan Bekalan	1,927,500	1,149,500	1,149,070.72	99.96
Jumlah 010200	6,844,800	5,749,800	5,748,466.97	99.98
010300 Pengurusan Teknologi Maklumat				
10000 Emolumen	6,566,000	6,111,000	6,110,079.22	99.98
20000 Perkhidmatan dan Bekalan	4,858,600	3,078,000	3,077,121.59	99.97
30000 Aset	–	440,100	440,029.00	99.98
Jumlah 010300	11,424,600	9,629,100	9,627,229.81	99.98
Emolumen	147,048,900	42,296,100	42,294,231.51	99.99
Perkhidmatan dan Bekalan	237,725,800	98,348,663	98,346,820.76	99.99
Aset	5,000	2,657,150	2,656,788.31	99.99
Pemberian dan Kenaan Bayaran Tetap	25,190,000	15,709,000	15,708,866.55	99.99
Perbelanjaan-perbelanjaan Lain	30,000	34,000	33,963.30	99.89
Jumlah 010000	409,999,700	159,044,913	159,040,670.43	99.99

(disambung...)

## Penyata Perbelanjaan Mengurus bagi tahun berakhir 31 Disember 2019

(sambungan)

Maksud Perbelanjaan	Anggaran		Sebenar	
	Asal	Dipinda	Amaun	Prestasi
	RM	RM	RM	%
<b>PERBELANJAAN BEKALAN – (SAMB.)</b>				
<b>B.10 PERBENDAHARAAN – (SAMB.)</b>				
020000 STRATEGI FISKAL				
020100 Fiskal dan Ekonomi				
10000 Emolumen	6,275,900	6,454,900	6,454,796.00	99.99
20000 Perkhidmatan dan Bekalan	1,845,200	1,120,500	1,120,294.07	99.98
Jumlah 020100	8,121,100	7,575,400	7,575,090.07	99.99
020200 Cukai				
10000 Emolumen	11,242,900	8,141,900	8,141,293.91	99.99
20000 Perkhidmatan dan Bekalan	1,902,162,600	2,281,584,400	3,044,528,923.72	133.44
50000 Perbelanjaan-perbelanjaan Lain	924,400	234,400	230,944.32	98.53
Jumlah 020200	1,914,329,900	2,289,960,700	3,052,901,161.95	133.32
020300 Belanjawan Negara				
10000 Emolumen	13,873,500	11,514,500	11,513,541.39	99.99
20000 Perkhidmatan dan Bekalan	4,889,000	4,967,908	4,967,537.99	99.99
Jumlah 020300	18,762,500	16,482,408	16,481,079.38	99.99
020400 Antarabangsa				
10000 Emolumen	2,811,900	2,725,900	2,725,887.80	99.99
20000 Perkhidmatan dan Bekalan	1,175,300	1,177,890	1,177,559.21	99.97
Jumlah 020400	3,987,200	3,903,790	3,903,447.01	99.99
020500 Kastam Diraja Malaysia				
10000 Emolumen	749,697,800	755,410,900	755,410,860.02	99.99
20000 Perkhidmatan dan Bekalan	420,874,000	366,994,260	366,994,240.76	99.99
30000 Aset	5,500,000	5,908,000	5,907,247.35	99.99
40000 Pemberian dan Kenaan Bayaran Tetap	546,000	479,000	478,869.82	99.97
50000 Perbelanjaan-perbelanjaan Lain	250,000	1,073,740	1,072,988.69	99.93
Jumlah 020500	1,176,867,800	1,129,865,900	1,129,864,206.64	99.99
Emolumen	783,902,000	784,248,100	784,246,379.12	99.99
Perkhidmatan dan Bekalan	2,330,946,100	2,655,844,958	3,418,788,555.75	128.73
Aset	5,500,000	5,908,000	5,907,247.35	99.99
Pemberian dan Kenaan Bayaran Tetap	546,000	479,000	478,869.82	99.97
Perbelanjaan-perbelanjaan Lain	1,174,400	1,308,140	1,303,933.01	99.68
Jumlah 020000	3,122,068,500	3,447,788,198	4,210,724,985.05	122.13
030000 STRATEGI PELABURAN				
030100 Syarikat Pelaburan Kerajaan				
10000 Emolumen	5,015,400	4,730,400	4,730,369.30	99.99
20000 Perkhidmatan dan Bekalan	5,344,600	1,620,600	1,620,259.11	99.98
Jumlah 030100	10,360,000	6,351,000	6,350,628.41	99.99
030200 Pengurusan Strategik Badan Berkanun				
10000 Emolumen	3,377,000	2,972,000	2,971,994.54	99.99
20000 Perkhidmatan dan Bekalan	286,000	176,600	176,454.82	99.92
Jumlah 030200	3,663,000	3,148,600	3,148,449.36	99.99
030300 Pelaburan Strategik				
10000 Emolumen	6,185,100	5,775,100	5,774,415.00	99.99
20000 Perkhidmatan dan Bekalan	3,097,000	436,000	435,642.89	99.92
Jumlah 030300	9,282,100	6,211,100	6,210,057.89	99.98
030400 Pengurusan Aset Awam				
10000 Emolumen	6,651,600	6,191,600	6,191,408.10	99.99
20000 Perkhidmatan dan Bekalan	1,280,400	574,400	573,588.42	99.86
50000 Perbelanjaan-perbelanjaan Lain	10,000	-	-	-
Jumlah 030400	7,942,000	6,766,000	6,764,996.52	99.99
030500 Unit Kerjasama Awam Swasta (UKAS)				
10000 Emolumen	13,896,000	12,717,000	12,716,929.12	99.99
20000 Perkhidmatan dan Bekalan	3,355,100	1,572,600	1,572,559.11	99.99
40000 Pemberian dan Kenaan Bayaran Tetap	15,304,600	15,309,100	15,309,018.01	99.99
Jumlah 030500	32,555,700	29,598,700	29,598,506.24	99.99

(disambung...)

## Penyata Perbelanjaan Mengurus bagi tahun berakhir 31 Disember 2019

(sambungan)

Maksud Perbelanjaan	Anggaran		Sebenar	
	Asal	Dipinda	Amaun	Prestasi
	RM	RM	RM	%
<b>PERBELANJAAN BEKALAN – (SAMB.)</b>				
<b>B.10 PERBENDAHARAAN – (SAMB.)</b>				
030000 STRATEGI PELABURAN – (SAMB.)				
<i>Emolumen</i>	35,125,100	32,386,100	32,385,116.06	99.99
<i>Perkhidmatan dan Bekalan</i>	13,363,100	4,380,200	4,378,504.35	99.96
<i>Pemberian dan Kenaan Bayaran Tetap</i>	15,304,600	15,309,100	15,309,018.01	99.99
<i>Perbelanjaan-perbelanjaan Lain</i>	10,000	–	–	–
Jumlah 030000	63,802,800	52,075,400	52,072,638.42	99.99
040000 PERKHIDMATAN KEWANGAN AWAM				
040100 Perolehan Kerajaan				
10000 <i>Emolumen</i>	19,467,200	17,565,200	17,565,105.08	99.99
20000 <i>Perkhidmatan dan Bekalan</i>	16,020,600	13,944,400	13,943,622.65	99.99
30000 <i>Aset</i>	–	22,000	22,000.00	100.00
50000 <i>Perbelanjaan-perbelanjaan Lain</i>	38,500	4,886,500	4,886,260.58	99.99
Jumlah 040100	35,526,300	36,418,100	36,416,988.31	99.99
040200 Strategi Nasional				
10000 <i>Emolumen</i>	4,812,400	1,948,400	1,947,587.74	99.96
20000 <i>Perkhidmatan dan Bekalan</i>	32,892,800	23,090,558	23,090,401.11	99.99
40000 <i>Pemberian dan Kenaan Bayaran Tetap</i>	–	1,865,242	1,864,783.34	99.98
Jumlah 040200	37,705,200	26,904,200	26,902,772.19	99.99
040300 Pesuruhjaya Khas Cukai Pendapatan				
10000 <i>Emolumen</i>	1,497,200	1,702,200	1,702,175.70	99.99
20000 <i>Perkhidmatan dan Bekalan</i>	254,400	186,400	185,452.70	99.49
Jumlah 040300	1,751,600	1,888,600	1,887,628.40	99.95
040400 Tribunal Rayuan Kastam				
10000 <i>Emolumen</i>	1,374,100	1,667,100	1,666,553.29	99.97
20000 <i>Perkhidmatan dan Bekalan</i>	83,500	169,500	169,283.82	99.87
Jumlah 040400	1,457,600	1,836,600	1,835,837.11	99.96
040500 Perbendaharaan Malaysia Sabah				
10000 <i>Emolumen</i>	2,462,700	2,304,700	2,304,224.09	99.98
20000 <i>Perkhidmatan dan Bekalan</i>	1,017,100	900,050	899,579.32	99.95
30000 <i>Aset</i>	–	93,000	92,257.61	99.20
50000 <i>Perbelanjaan-perbelanjaan Lain</i>	–	15,400	15,380.00	99.87
Jumlah 040500	3,479,800	3,313,150	3,311,441.02	99.95
040600 Perbendaharaan Malaysia Sarawak				
10000 <i>Emolumen</i>	2,404,300	2,333,300	2,332,388.38	99.96
20000 <i>Perkhidmatan dan Bekalan</i>	1,100,600	943,600	943,059.36	99.94
30000 <i>Aset</i>	–	123,000	122,495.00	99.59
Jumlah 040600	3,504,900	3,399,900	3,397,942.74	99.94
040700 Penilaian dan Pehidmatan Harta				
10000 <i>Emolumen</i>	102,993,400	93,966,400	93,966,164.52	99.99
20000 <i>Perkhidmatan dan Bekalan</i>	68,657,700	44,290,200	44,289,263.23	99.99
30000 <i>Aset</i>	–	2,313,000	2,312,488.50	99.98
40000 <i>Pemberian dan Kenaan Bayaran Tetap</i>	99,000	93,000	92,490.00	99.45
Jumlah 040700	171,750,100	140,662,600	140,660,406.25	99.99
<i>Emolumen</i>	135,011,300	121,487,300	121,484,198.80	99.99
<i>Perkhidmatan dan Bekalan</i>	120,026,700	83,524,708	83,520,662.19	99.99
<i>Aset</i>	–	2,551,000	2,549,241.11	99.93
<i>Pemberian dan Kenaan Bayaran Tetap</i>	99,000	1,958,242	1,957,273.34	99.95
<i>Perbelanjaan-perbelanjaan Lain</i>	38,500	4,901,900	4,901,640.58	99.99
Jumlah 040000	255,175,500	209,559,750	209,511,375.44	99.98
050000 PERKHIDMATAN PERAKAUNAN				
050100 Pembangunan Perakaunan dan Pengurusan				
10000 <i>Emolumen</i>	19,768,700	18,772,700	18,771,744.77	99.99
20000 <i>Perkhidmatan dan Bekalan</i>	24,670,700	24,267,000	24,266,918.51	99.99
30000 <i>Aset</i>	7,200	5,873,200	5,872,744.45	99.99
40000 <i>Pemberian dan Kenaan Bayaran Tetap</i>	30,800	194,500	194,329.00	99.91
Jumlah 050100	44,477,400	49,107,400	49,105,736.73	99.99

(disambung...)

## Penyata Perbelanjaan Mengurus bagi tahun berakhir 31 Disember 2019

(sambungan)

Maksud Perbelanjaan	Anggaran		Sebenar	
	Asal	Dipinda	Amaun	Prestasi
	RM	RM	RM	%
<b>PERBELANJAAN BEKALAN – (SAMB.)</b>				
<b>B.10 PERBENDAHARAAN – (SAMB.)</b>				
050000 PERKHIDMATAN PERAKAUNAN – (SAMB.)				
050200 Pengurusan Wang Tak Dituntut				
10000 Emolumen	4,206,500	4,098,500	4,098,376.13	99.99
20000 Perkhidmatan dan Bekalan	5,624,300	5,561,300	5,561,196.86	99.99
Jumlah 050200	9,830,800	9,659,800	9,659,572.99	99.99
050300 Pengurusan Teknologi Maklumat				
10000 Emolumen	10,074,000	10,014,000	10,013,416.52	99.99
20000 Perkhidmatan dan Bekalan	88,298,300	99,042,400	99,041,572.61	99.99
30000 Aset	193,000,000	173,347,600	173,346,964.71	99.99
Jumlah 050300	291,372,300	282,404,000	282,401,953.84	99.99
050400 Pengurusan Operasi Pejabat Perakaunan				
10000 Emolumen	70,920,300	70,829,300	70,829,122.86	99.99
20000 Perkhidmatan dan Bekalan	11,969,500	11,838,500	11,838,277.19	99.99
Jumlah 050400	82,889,800	82,667,800	82,667,400.05	99.99
050500 Pengurusan Operasi Pusat dan Agensi				
10000 Emolumen	6,019,400	6,015,400	6,015,224.56	99.99
20000 Perkhidmatan dan Bekalan	576,400	558,400	557,618.70	99.86
Jumlah 050500	6,595,800	6,573,800	6,572,843.26	99.99
050600 Pengurusan Audit Dalam				
10000 Emolumen	8,441,900	8,434,900	8,434,766.81	99.99
20000 Perkhidmatan dan Bekalan	1,635,700	1,520,700	1,520,639.81	99.99
Jumlah 050600	10,077,600	9,955,600	9,955,406.62	99.99
050700 Khidmat Perunding				
10000 Emolumen	4,458,100	4,222,100	4,221,918.08	99.99
20000 Perkhidmatan dan Bekalan	4,933,900	4,861,900	4,861,184.38	99.99
Jumlah 050700	9,392,000	9,084,000	9,083,102.46	99.99
050800 Pengurusan Perakaunan Kementerian Kewangan				
10000 Emolumen	4,161,200	3,981,000	3,980,432.80	99.99
20000 Perkhidmatan dan Bekalan	283,900	282,900	282,469.80	99.85
Jumlah 050800	4,445,100	4,263,900	4,262,902.60	99.98
050900 Institut Perakaunan Negara (IPN)				
10000 Emolumen	5,124,200	5,119,200	5,118,291.82	99.98
20000 Perkhidmatan dan Bekalan	10,035,000	9,819,000	9,818,420.67	99.99
Jumlah 050900	15,159,200	14,938,200	14,936,712.49	99.99
Emolumen	133,174,300	131,487,100	131,483,294.35	99.99
Perkhidmatan dan Bekalan	148,027,700	157,752,100	157,748,298.53	99.99
Aset	193,007,200	179,220,800	179,219,709.16	99.99
Pemberian dan Kenaan Bayaran Tetap	30,800	194,500	194,329.00	99.91
Jumlah 050000	474,240,000	468,654,500	468,645,631.04	99.99
060000 PROGRAM KHUSUS				
060100 Bertugas ke Luar Negara				
10000 Emolumen	100,000	10,000	9,494.28	94.94
20000 Perkhidmatan dan Bekalan	5,900,000	7,236,539	7,235,758.17	99.99
Jumlah 060100	6,000,000	7,246,539	7,245,252.45	99.98
060200 Emolumen Kakitangan Kontrak				
20000 Perkhidmatan dan Bekalan	6,138,400	5,119,400	5,118,930.86	99.99
Jumlah 060200	6,138,400	5,119,400	5,118,930.86	99.99
060300 Pengisian Jawatan Kosong				
10000 Emolumen	16,927,200	–	–	–
Jumlah 060300	16,927,200	–	–	–
Emolumen	17,027,200	10,000	9,494.28	94.94
Perkhidmatan dan Bekalan	12,038,400	12,355,939	12,354,689.03	99.99
Jumlah 060000	29,065,600	12,365,939	12,364,183.31	99.99
Jumlah Emolumen	1,251,288,800	1,111,914,700	1,111,902,714.12	99.99
Jumlah Perkhidmatan dan Bekalan	2,862,127,800	3,012,206,568	3,775,137,530.61	125.33
Jumlah Aset	198,512,200	190,336,950	190,332,985.93	99.99
Jumlah Pemberian dan Kenaan Bayaran Tetap	41,170,400	33,649,842	33,648,356.72	99.99
Jumlah Perbelanjaan-perbelanjaan Lain	1,252,900	6,244,040	6,239,536.89	99.93
<b>JUMLAH PERBENDAHARAAN</b>	<b>4,354,352,100</b>	<b>4,354,352,100</b>	<b>5,117,261,124.27</b>	<b>117.52</b>

(disambung...)

## Penyata Perbelanjaan Mengurus bagi tahun berakhir 31 Disember 2019

(sambungan)

Maksud Perbelanjaan	Anggaran		Sebenar	
	Asal	Dipinda	Amaun	Prestasi
	RM	RM	RM	%
<b>PERBELANJAAN BEKALAN – (SAMB.)</b>				
<b>B.11 PERKHIDMATAN AM PERBENDAHARAAN</b>				
010000 BAYARAN PERKHIDMATAN IKHTISAS DAN KOMISEN				
010100 Perkhidmatan Penyelidikan Khas				
20000 Perkhidmatan dan Bekalan	200,000,000	198,301,540	198,301,539.55	99.99
Jumlah 010100	200,000,000	198,301,540	198,301,539.55	99.99
010200 Bayaran Sewa Kereta Saloon Jabatan-jabatan Kerajaan				
20000 Perkhidmatan dan Bekalan	7,000,000	6,319,297	6,319,296.18	99.99
Jumlah 010200	7,000,000	6,319,297	6,319,296.18	99.99
<i>Jumlah Perkhidmatan dan Bekalan</i>	207,000,000	204,620,837	204,620,835.73	99.99
<i>Jumlah 010000</i>	207,000,000	204,620,837	204,620,835.73	99.99
020000 BAYARAN PINDAHAN DAN PEMBERIAN				
020100 Elaun <i>Ex gratia</i> dan Pemberian Saguhati				
40000 Pemberian dan Kenaan Bayaran Tetap	8,000,000	6,674,536	6,674,535.24	99.99
Jumlah 020100	8,000,000	6,674,536	6,674,535.24	99.99
020200 Bayaran Balik kepada Sarawak dan Sabah Mengenai Wang Penyerahan dan Tanggungjawab Kewangan Di Bawah Hak-hak Tulen				
40000 Pemberian dan Kenaan Bayaran Tetap	10,400	4,433	4,432.80	99.99
Jumlah 020200	10,400	4,433	4,432.80	99.99
020300 Bantuan Bayaran Bunga di atas Pinjaman Syarikat Kemajuan Perumahan Borneo (Sabah)				
40000 Pemberian dan Kenaan Bayaran Tetap	30,000	13,000	11,556.02	88.89
Jumlah 020300	30,000	13,000	11,556.02	88.89
020400 Bayaran Perkhidmatan				
40000 Pemberian dan Kenaan Bayaran Tetap	400,000,000	387,957,000	387,956,982.00	99.99
Jumlah 020400	400,000,000	387,957,000	387,956,982.00	99.99
*020500 Subsidi dan Bantuan Tunai				
10000 Emolumen	–	39,435	39,434.42	99.99
20000 Perkhidmatan dan Bekalan	–	72,244	72,243.65	99.99
40000 Pemberian dan Kenaan Bayaran Tetap	10,716,658,000	11,502,587,821	12,558,685,490.89	109.18
Jumlah 020500	10,716,658,000	11,502,699,500	12,558,797,168.96	109.18
020600 Pemberian di bawah Senarai Bersama				
40000 Pemberian dan Kenaan Bayaran Tetap	840,000,000	738,353,298	738,353,297.41	99.99
Jumlah 020600	840,000,000	738,353,298	738,353,297.41	99.99
020700 Perbelanjaan Pertukaran Wang/Penyelarasan Pelaburan				
40000 Pemberian dan Kenaan Bayaran Tetap	100,000,000	19,286,085	19,286,084.73	99.99
Jumlah 020700	100,000,000	19,286,085	19,286,084.73	99.99
020800 Bayaran untuk Sektor Strategik				
40000 Pemberian dan Kenaan Bayaran Tetap	690,219,200	745,036,848	745,036,761.39	99.99
Jumlah 020800	690,219,200	745,036,848	745,036,761.39	99.99
021000 Subsidi Faedah Imbuhan Tabung Pinjaman				
40000 Pemberian dan Kenaan Bayaran Tetap	2,207,230,000	2,113,962,169	2,113,962,168.69	99.99
Jumlah 021000	2,207,230,000	2,113,962,169	2,113,962,168.69	99.99
021100 Bayaran Pemansuhan Duti Import dan Eksais atas Barangan Petroleum kepada Negeri Sabah dan Sarawak				
40000 Pemberian dan Kenaan Bayaran Tetap	240,000,000	240,000,000	240,000,000.00	100.00
Jumlah 021100	240,000,000	240,000,000	240,000,000.00	100.00
021200 Pemberian Kemudahan Asas Kecil				
20000 Perkhidmatan dan Bekalan	–	1,239,000	1,238,450.00	99.96
30000 Aset	–	2,858,000	2,857,562.07	99.98
40000 Pemberian dan Kenaan Bayaran Tetap	300,000,000	230,875,923	230,866,789.61	99.99
Jumlah 021200	300,000,000	234,972,923	234,962,801.68	99.99

(disambung...)

Nota: \*B11 – Program/Aktiviti - 020500- Peruntukan sebanyak RM 713,000,000 yang akan dibentangkan dalam Sesi Parlimen 2020 telah dimasuk kira sebagai pendahuluan.

## Penyata Perbelanjaan Mengurus bagi tahun berakhir 31 Disember 2019

(sambungan)

Maksud Perbelanjaan	Anggaran		Sebenar	
	Asal	Dipinda	Amaun	Prestasi
	RM	RM	RM	%
<b>PERBELANJAAN BEKALAN – (SAMB.)</b>				
<b>B.11 PERKHIDMATAN AM PERBENDAHARAAN – (SAMB.)</b>				
020000 BAYARAN PINDAHAN DAN PEMBERIAN – (SAMB.)				
021300 Pemberian Kemudahan Projek Khas				
10000 Emolumen	–	194,302	193,705.49	99.69
20000 Perkhidmatan dan Bekalan	–	82,943,497	82,898,748.63	99.95
30000 Aset	–	13,121,340	13,121,046.56	99.99
40000 Pemberian dan Kenaan Bayaran Tetap	1,102,000,000	1,086,766,271	1,086,711,484.37	99.99
Jumlah 021300	1,102,000,000	1,183,025,410	1,182,924,985.05	99.99
021500 Pembiayaan <i>Funding Gap</i> KTMB				
40000 Pemberian dan Kenaan Bayaran Tetap	50,000,000	50,000,000	50,000,000.00	100.00
Jumlah 021500	50,000,000	50,000,000	50,000,000.00	100.00
021600 Sumbangan Malaysia kepada Tabung Kerjasama Kewangan ASEAN +3 dan AMRO				
40000 Pemberian dan Kenaan Bayaran Tetap	39,643,400	36,024,985	36,024,984.05	99.99
Jumlah 021600	39,643,400	36,024,985	36,024,984.05	99.99
021700 Pemberian Bantuan Bil Lampu kepada PBT				
40000 Pemberian dan Kenaan Bayaran Tetap	140,000,000	153,034,842	153,034,841.17	99.99
Jumlah 021700	140,000,000	153,034,842	153,034,841.17	99.99
021800 Pemberian Penyelenggaraan Cerun Jalan Raya Negeri				
40000 Pemberian dan Kenaan Bayaran Tetap	60,000,000	48,610,349	48,602,107.25	99.98
Jumlah 021800	60,000,000	48,610,349	48,602,107.25	99.98
021900 Kulim <i>Hi-Tech</i>				
40000 Pemberian dan Kenaan Bayaran Tetap	3,800,000	3,800,000	3,800,000.00	100.00
Jumlah 021900	3,800,000	3,800,000	3,800,000.00	100.00
022200 Sumbangan Kepada NGO				
40000 Pemberian dan Kenaan Bayaran Tetap	20,000,000	11,550,000	11,550,000.00	100.00
Jumlah 022200	20,000,000	11,550,000	11,550,000.00	100.00
022100 Sumbangan Bantuan Kemanusiaan				
20000 Perkhidmatan dan Bekalan	–	40,090	36,601.25	91.30
40000 Pemberian dan Kenaan Bayaran Tetap	13,000,000	411,620	411,619.97	99.99
50000 Perbelanjaan-perbelanjaan Lain	–	1,510	1,503.25	99.55
Jumlah 022100	13,000,000	453,220	449,724.47	99.23
022300 Pemberian Penyelenggaraan Jalan Raya kepada Wilayah Persekutuan				
40000 Pemberian dan Kenaan Bayaran Tetap	36,000,000	36,000,000	36,000,000.00	100.00
Jumlah 022300	36,000,000	36,000,000	36,000,000.00	100.00
022400 Pemberian Khas kepada Wilayah Persekutuan				
40000 Pemberian dan Kenaan Bayaran Tetap	29,000,000	28,339,620	28,339,620.00	100.00
Jumlah 022400	29,000,000	28,339,620	28,339,620.00	100.00
022500 Perkhidmatan Am Perbendaharaan				
10000 Emolumen	24,985,000	128,385,000	128,356,511.86	99.98
20000 Perkhidmatan dan Bekalan	57,494,600	47,176,370	47,138,406.03	99.92
30000 Aset	150,921,000	52,974,161	52,969,536.87	99.99
40000 Pemberian dan Kenaan Bayaran Tetap	55,276,700	265,846,700	265,844,933.35	99.99
50000 Perbelanjaan-perbelanjaan Lain	400,100,000	400,080,000	400,079,473.00	99.99
Jumlah 022500	688,777,300	894,462,231	894,388,861.11	99.99
<i>Emolumen</i>	24,985,000	128,618,737	128,589,651.77	99.98
<i>Perkhidmatan dan Bekalan</i>	57,494,600	131,471,201	131,384,449.56	99.93
<i>Aset</i>	150,921,000	68,953,501	68,948,145.50	99.99
<i>Pemberian dan Kenaan Bayaran Tetap</i>	17,050,867,700	17,705,135,500	18,761,157,688.94	105.96
<i>Perbelanjaan-perbelanjaan Lain</i>	400,100,000	400,081,510	400,080,976.25	99.99
<i>Jumlah 020000</i>	17,684,368,300	18,434,260,449	19,490,160,912.02	105.73
030000 BAYARAN TUNTUTAN INSURAN DAN PAMPASAN				
030100 Tuntutan kerana Kemalangan Kereta Kerajaan				
40000 Pemberian dan Kenaan Bayaran Tetap	60,000	111,958	111,958.00	100.00
Jumlah 030100	60,000	111,958	111,958.00	100.00

(disambung...)

## Penyata Perbelanjaan Mengurus bagi tahun berakhir 31 Disember 2019

(sambungan)

Maksud Perbelanjaan	Anggaran		Sebenar	
	Asal	Dipinda	Amaun	Prestasi
	RM	RM	RM	%
<b>PERBELANJAAN BEKALAN – (SAMB.)</b>				
<b>B.11 PERKHIDMATAN AM PERBENDAHARAAN – (SAMB.)</b>				
030000 BAYARAN TUNTUTAN INSURAN DAN PAMPASAN – (SAMB.)				
030200 Pampasan kerana Tuntutan yang dibuat kepada Kerajaan				
40000 Pemberian dan Kenaan Bayaran Tetap	4,000,000	5,137,910	5,137,909.57	99.99
Jumlah 030200	4,000,000	5,137,910	5,137,909.57	99.99
030300 Pampasan kerana Kerosakan disebabkan oleh Pasukan Keselamatan				
40000 Pemberian dan Kenaan Bayaran Tetap	100	100	–	–
Jumlah 030300	100	100	–	–
030400 Pelbagai Pampasan				
40000 Pemberian dan Kenaan Bayaran Tetap	100	100	–	–
Jumlah 030400	100	100	–	–
<i>Pemberian dan Kenaan Bayaran Tetap</i>	4,060,200	5,250,068	5,249,867.57	99.99
<i>Jumlah 030000</i>	4,060,200	5,250,068	5,249,867.57	99.99
040000 BAYARAN GANTI, PULANGBALIK DAN HAPUSKIRA				
040100 Bayaran Balik Hasil				
50000 Perbelanjaan-perbelanjaan Lain	350,250,000	359,468,104	359,465,608.58	99.99
Jumlah 040100	350,250,000	359,468,104	359,465,608.58	99.99
040200 Kehilangan Barang-barang dan Wang Kerajaan				
50000 Perbelanjaan-perbelanjaan Lain	1,000,000	15,643,121	15,641,750.62	99.99
Jumlah 040200	1,000,000	15,643,121	15,641,750.62	99.99
040300 Hapuskira Pinjaman				
50000 Perbelanjaan-perbelanjaan Lain	21,000,000	20,000,000	20,000,000.00	100.00
Jumlah 040300	21,000,000	20,000,000	20,000,000.00	100.00
040400 Lain-lain Bayaran Balik				
40000 Pemberian dan Kenaan Bayaran Tetap	146,237,600	59,763,871	59,763,870.19	99.99
50000 Perbelanjaan-perbelanjaan Lain	220,000,000	247,909,650	247,909,650.00	100.00
Jumlah 040400	366,237,600	307,673,521	307,673,520.19	99.99
<i>Pemberian dan Kenaan Bayaran Tetap</i>	146,237,600	59,763,871	59,763,870.19	99.99
<i>Perbelanjaan-perbelanjaan Lain</i>	592,250,000	643,020,875	643,017,009.20	99.99
<i>Jumlah 040000</i>	738,487,600	702,784,746	702,780,879.39	99.99
<i>Jumlah Emolument</i>	24,985,000	128,618,737	128,589,651.77	99.98
<i>Jumlah Perkhidmatan dan Bekalan</i>	264,494,600	336,092,038	336,005,285.29	99.97
<i>Jumlah Aset</i>	150,921,000	68,953,501	68,948,145.50	99.99
<i>Jumlah Pemberian dan Kenaan Bayaran Tetap</i>	17,201,165,500	17,770,149,439	18,826,171,426.70	105.94
<i>Jumlah Perbelanjaan-perbelanjaan Lain</i>	992,350,000	1,043,102,385	1,043,097,985.45	99.99
<b>JUMLAH PERKHIDMATAN AM PERBENDAHARAAN</b>	<b>18,633,916,100</b>	<b>19,346,916,100</b>	<b>20,402,812,494.71</b>	<b>105.46</b>
<b>B.12 PERUNTUKAN KEPADA KUMPULAN WANG TERKANUN</b>				
010000 KUMPULAN WANG RIZAB NEGERI				
010100 Kumpulan Wang Rizab Negeri				
40000 Pemberian dan Kenaan Bayaran Tetap	540,000,000	540,000,000	540,000,000.00	100.00
Jumlah 010100	540,000,000	540,000,000	540,000,000.00	100.00
<i>Pemberian dan Kenaan Bayaran Tetap</i>	540,000,000	540,000,000	540,000,000.00	100.00
<i>Jumlah 010000</i>	540,000,000	540,000,000	540,000,000.00	100.00
020000 KUMPULAN WANG TABUNG BIASISWA SUKAN				
020100 Kumpulan Wang Tabung Biasiswa Sukan				
40000 Pemberian dan Kenaan Bayaran Tetap	1,400,000	1,400,000	1,400,000.00	100.00
Jumlah 020100	1,400,000	1,400,000	1,400,000.00	100.00
<i>Pemberian dan Kenaan Bayaran Tetap</i>	1,400,000	1,400,000	1,400,000.00	100.00
<i>Jumlah 020000</i>	1,400,000	1,400,000	1,400,000.00	100.00

(disambung...)

## Penyata Perbelanjaan Mengurus bagi tahun berakhir 31 Disember 2019

(sambungan)

Maksud Perbelanjaan	Anggaran		Sebenar	
	Asal	Dipinda	Amaun	Prestasi
	RM	RM	RM	%
<b>PERBELANJAAN BEKALAN – (SAMB.)</b>				
<b>B.12 PERUNTUKAN KEPADA KUMPULAN WANG TERKANUN – (SAMB.)</b>				
030000 KUMPULAN WANG PERSARAAN				
030100 Kumpulan Wang Persaraan				
40000 Pemberian dan Kenaan Bayaran Tetap	500,000,000	500,000,000	500,000,000.00	100.00
<i>Jumlah 030100</i>	500,000,000	500,000,000	500,000,000.00	100.00
<i>Pemberian dan Kenaan Bayaran Tetap</i>	500,000,000	500,000,000	500,000,000.00	100.00
<i>Jumlah 030000</i>	500,000,000	500,000,000	500,000,000.00	100.00
040000 TABUNG BANTUAN BENCANA NEGARA				
040100 Tabung Bantuan Bencana Negara				
40000 Pemberian dan Kenaan Bayaran Tetap	50,000,000	50,000,000	50,000,000.00	100.00
<i>Jumlah 040100</i>	50,000,000	50,000,000	50,000,000.00	100.00
<i>Pemberian dan Kenaan Bayaran Tetap</i>	50,000,000	50,000,000	50,000,000.00	100.00
<i>Jumlah 040000</i>	50,000,000	50,000,000	50,000,000.00	100.00
050000 KUMPULAN WANG PEMBANGUNAN				
050100 Kumpulan Wang Pembangunan				
40000 Pemberian dan Kenaan Bayaran Tetap	100	100	1,071,831,232.82	1,071,831,232.82
<i>Jumlah 050100</i>	100	100	1,071,831,232.82	1,071,831,232.82
<i>Pemberian dan Kenaan Bayaran Tetap</i>	100	100	1,071,831,232.82	1,071,831,232.82
<i>Jumlah 050000</i>	100	100	1,071,831,232.82	1,071,831,232.82
060000 TABUNG AMANAH LEMBAGA PEPERIKSAAN				
*060100 Tabung Amanah Lembaga Peperiksaan				
40000 Pemberian dan Kenaan Bayaran Tetap	70,000,000	230,000,000	230,000,000.00	100.00
<i>Jumlah 060100</i>	70,000,000	230,000,000	230,000,000.00	100.00
<i>Pemberian dan Kenaan Bayaran Tetap</i>	70,000,000	230,000,000	230,000,000.00	100.00
<i>Jumlah 060000</i>	70,000,000	230,000,000	230,000,000.00	100.00
070000 TABUNG MODAL PUSINGAN JABATAN PEMBANGUNAN KOPERASI				
070100 Tabung Modal Pusingan Jabatan Pembangunan Koperasi				
40000 Pemberian dan Kenaan Bayaran Tetap	50,000,000	25,000,000	25,000,000.00	100.00
<i>Jumlah 070100</i>	50,000,000	25,000,000	25,000,000.00	100.00
<i>Pemberian dan Kenaan Bayaran Tetap</i>	50,000,000	25,000,000	25,000,000.00	100.00
<i>Jumlah 070000</i>	50,000,000	25,000,000	25,000,000.00	100.00
080000 KUMPULAN WANG AMANAH SUKAN NEGARA				
080100 Kumpulan Wang Amanah Sukan Negara				
40000 Pemberian dan Kenaan Bayaran Tetap	20,000,000	20,000,000	20,000,000.00	100.00
<i>Jumlah 080100</i>	20,000,000	20,000,000	20,000,000.00	100.00
<i>Pemberian dan Kenaan Bayaran Tetap</i>	20,000,000	20,000,000	20,000,000.00	100.00
<i>Jumlah 080000</i>	20,000,000	20,000,000	20,000,000.00	100.00
090000 KUMPULAN WANG AMANAH PELAJAR MISKIN				
090100 Kumpulan Wang Amanah Pelajar Miskin				
40000 Pemberian dan Kenaan Bayaran Tetap	100,000,000	100,000,000	100,000,000.00	100.00
<i>Jumlah 090100</i>	100,000,000	100,000,000	100,000,000.00	100.00
<i>Pemberian dan Kenaan Bayaran Tetap</i>	100,000,000	100,000,000	100,000,000.00	100.00
<i>Jumlah 090000</i>	100,000,000	100,000,000	100,000,000.00	100.00
100000 KUMPULAN WANG AMANAH PENDIDIKAN (INSPEN)				
100100 Kumpulan Wang Amanah Pendidikan (INSPEN)				
40000 Pemberian dan Kenaan Bayaran Tetap	2,000,000	2,000,000	1,000,000.00	50.00
<i>Jumlah 100100</i>	2,000,000	2,000,000	1,000,000.00	50.00
<i>Pemberian dan Kenaan Bayaran Tetap</i>	2,000,000	2,000,000	1,000,000.00	50.00
<i>Jumlah 100000</i>	2,000,000	2,000,000	1,000,000.00	50.00

(disambung...)

Nota: \*B12 – Program/Aktiviti - 060100- Peruntukan sebanyak RM 25,000,000 yang akan dibentangkan dalam Sesi Parlimen 2020 telah dimasuk kira sebagai pendahuluan.

## Penyata Perbelanjaan Mengurus bagi tahun berakhir 31 Disember 2019

(sambungan)

Maksud Perbelanjaan	Anggaran		Sebenar	
	Asal	Dipinda	Amaun	Prestasi
	RM	RM	RM	%
<b>PERBELANJAAN BEKALAN – (SAMB.)</b>				
<b>B.12 PERUNTUKAN KEPADA KUMPULAN WANG TERKANUN – (SAMB.)</b>				
110000 KUMPULAN WANG AMANAH PINJAMAN PERUMAHAN UNTUK GOLONGAN BERPENDAPATAN RENDAH SABAH/SARAWAK				
110100 Kumpulan Wang Amanah Pinjaman Perumahan Untuk Golongan Berpendapatan Rendah Sabah/Sarawak				
40000 Pemberian dan Kenaan Bayaran Tetap	20,000,000	10,000,000	10,000,000.00	100.00
<i>Jumlah 110100</i>	20,000,000	10,000,000	10,000,000.00	100.00
<i>Pemberian dan Kenaan Bayaran Tetap</i>	20,000,000	10,000,000	10,000,000.00	100.00
<i>Jumlah 110000</i>	20,000,000	10,000,000	10,000,000.00	100.00
120000 KUMPULAN WANG AMANAH PENGANGKUTAN AWAM				
130000 KUMPULAN WANG TABUNG BANTUAN PERUBATAN				
130100 Kumpulan Wang Tabung Bantuan Perubatan				
40000 Pemberian dan Kenaan Bayaran Tetap	40,000,000	40,000,000	40,000,000.00	100.00
<i>Jumlah 130100</i>	40,000,000	40,000,000	40,000,000.00	100.00
<i>Pemberian dan Kenaan Bayaran Tetap</i>	40,000,000	40,000,000	40,000,000.00	100.00
<i>Jumlah 130000</i>	40,000,000	40,000,000	40,000,000.00	100.00
140000 KUMPULAN WANG AMANAH DANA AUTOMOTIF BUMIPUTERA				
140100 Kumpulan Wang Amanah Dana Automotif Bumiputera				
40000 Pemberian dan Kenaan Bayaran Tetap	5,000,000	5,000,000	5,000,000.00	100.00
<i>Jumlah 140100</i>	5,000,000	5,000,000	5,000,000.00	100.00
<i>Pemberian dan Kenaan Bayaran Tetap</i>	5,000,000	5,000,000	5,000,000.00	100.00
<i>Jumlah 140000</i>	5,000,000	5,000,000	5,000,000.00	100.00
150000 KUMPULAN WANG AMANAH ICT				
150100 Kumpulan Wang Amanah ICT				
40000 Pemberian dan Kenaan Bayaran Tetap	500,000	500,000	500,000.00	100.00
<i>Jumlah 150100</i>	500,000	500,000	500,000.00	100.00
<i>Pemberian dan Kenaan Bayaran Tetap</i>	500,000	500,000	500,000.00	100.00
<i>Jumlah 150000</i>	500,000	500,000	500,000.00	100.00
160000 KUMPULAN WANG PINJAMAN BADAN BERKANUN DAN BADAN-BADAN LAIN				
160100 Kumpulan Wang Pinjaman Badan Berkanun dan Badan-Badan Lain				
40000 Pemberian dan Kenaan Bayaran Tetap	400,000,000	298,258,000	298,258,000.00	100.00
<i>Jumlah 160100</i>	400,000,000	298,258,000	298,258,000.00	100.00
<i>Pemberian dan Kenaan Bayaran Tetap</i>	400,000,000	298,258,000	298,258,000.00	100.00
<i>Jumlah 160000</i>	400,000,000	298,258,000	298,258,000.00	100.00
170000 KUMPULAN WANG AMANAH TABUNG BAYARAN BALIK CUKAI				
170100 Kumpulan Wang Amanah Tabung Bayaran Balik Cukai				
40000 Pemberian dan Kenaan Bayaran Tetap	18,000,000,000	18,000,000,000	18,000,000,000.00	100.00
<i>Jumlah 170100</i>	18,000,000,000	18,000,000,000	18,000,000,000.00	100.00
<i>Pemberian dan Kenaan Bayaran Tetap</i>	18,000,000,000	18,000,000,000	18,000,000,000.00	100.00
<i>Jumlah 170000</i>	18,000,000,000	18,000,000,000	18,000,000,000.00	100.00
180000 KUMPULAN WANG BAGI PEMBAYARAN BALIK CUKAI BARANG DAN PERKHIDMATAN (CBP)				
180100 Kumpulan Wang Bagi Pembayaran Balik Cukai Barang dan Perkhidmatan (CBP)				
40000 Pemberian dan Kenaan Bayaran Tetap	19,000,000,000	19,000,000,000	19,000,000,000.00	100.00
<i>Jumlah 180100</i>	19,000,000,000	19,000,000,000	19,000,000,000.00	100.00
<i>Pemberian dan Kenaan Bayaran Tetap</i>	19,000,000,000	19,000,000,000	19,000,000,000.00	100.00
<i>Jumlah 180000</i>	19,000,000,000	19,000,000,000	19,000,000,000.00	100.00

(disambung...)

## Penyata Perbelanjaan Mengurus bagi tahun berakhir 31 Disember 2019

(sambungan)

Maksud Perbelanjaan	Anggaran		Sebenar	
	Asal	Dipinda	Amaun	Prestasi
	RM	RM	RM	%
<b>PERBELANJAAN BEKALAN – (SAMB.)</b>				
<b>B.12 PERUNTUKAN KEPADA KUMPULAN WANG TERKANUN – (SAMB.)</b>				
190000 KUMPULAN WANG AMANAH PROJEK PELANTAR BENUA MALAYSIA (KWAPPBM)				
190100 Kumpulan Wang Amanah Projek Pelantar Benua Malaysia (KWAPPBM)				
40000 Pemberian dan Kenaan Bayaran Tetap	–	1,742,000	1,741,999.96	99.99
<i>Jumlah 190100</i>	–	1,742,000	1,741,999.96	99.99
<i>Pemberian dan Kenaan Bayaran Tetap</i>	–	1,742,000	1,741,999.96	99.99
<i>Jumlah 190000</i>	–	1,742,000	1,741,999.96	99.99
<i>Jumlah Pemberian dan Kenaan Bayaran Tetap</i>	38,798,900,100	38,823,900,100	39,894,731,232.78	99.99
<b>JUMLAH PERUNTUKAN KEPADA KUMPULAN WANG TERKANUN</b>	38,798,900,100	38,823,900,100	39,894,731,232.78	99.99
<b>B.13 KEMENTERIAN LUAR NEGERI</b>				
010000 PENGURUSAN KEMENTERIAN				
010100 Undang-undang				
10000 Emolumen	700,900	451,100	451,048.98	99.99
20000 Perkhidmatan dan Bekalan	3,500	2,300	2,225.69	96.77
<i>Jumlah 010100</i>	704,400	453,400	453,274.67	99.97
010200 Khidmat Pengurusan				
10000 Emolumen	30,322,400	35,864,100	35,864,044.49	99.99
20000 Perkhidmatan dan Bekalan	21,425,900	22,389,900	22,389,852.75	99.99
30000 Aset	1,000,000	2,676,800	2,676,740.40	99.99
40000 Pemberian dan Kenaan Bayaran Tetap	60,000	77,500	77,407.92	99.88
50000 Perbelanjaan-perbelanjaan Lain	250,000	102,500	102,459.98	99.96
<i>Jumlah 010200</i>	53,058,300	61,110,800	61,110,505.54	99.99
010300 Pentadbiran Am				
10000 Emolumen	1,895,500	3,821,900	3,821,875.00	99.99
20000 Perkhidmatan dan Bekalan	883,500	889,400	888,935.79	99.95
<i>Jumlah 010300</i>	2,779,000	4,711,300	4,710,810.79	99.99
010400 Protokol				
10000 Emolumen	4,035,800	4,038,850	4,038,831.46	99.99
20000 Perkhidmatan dan Bekalan	145,300	136,800	136,731.09	99.95
<i>Jumlah 010400</i>	4,181,100	4,175,650	4,175,562.55	99.99
<i>Emolumen</i>	36,954,600	44,175,950	44,175,799.93	99.99
<i>Perkhidmatan dan Bekalan</i>	22,458,200	23,418,400	23,417,745.32	99.99
<i>Aset</i>	1,000,000	2,676,800	2,676,740.40	99.99
<i>Pemberian dan Kenaan Bayaran Tetap</i>	60,000	77,500	77,407.92	99.88
<i>Perbelanjaan-perbelanjaan Lain</i>	250,000	102,500	102,459.98	99.96
<i>Jumlah 010000</i>	60,722,800	70,451,150	70,450,153.55	99.99
020000 HUBUNGAN DIPLOMASI DAN KERJASAMA PELBAGAI HALA				
020100 Ekonomi Pelbagai Hala dan Alam Sekitar				
10000 Emolumen	772,700	810,600	810,556.61	99.99
20000 Perkhidmatan dan Bekalan	67,600	14,200	14,184.57	99.89
<i>Jumlah 020100</i>	840,300	824,800	824,741.18	99.99
020200 Hak Asasi Manusia dan Kemanusiaan				
10000 Emolumen	922,300	961,900	961,826.08	99.99
20000 Perkhidmatan dan Bekalan	61,000	19,200	19,106.94	99.52
<i>Jumlah 020200</i>	983,300	981,100	980,933.02	99.98
020300 Keselamatan Pelbagai Hala dan Pertubuhan Antarabangsa				
10000 Emolumen	976,000	919,100	919,012.26	99.99
20000 Perkhidmatan dan Bekalan	66,500	11,100	11,000.66	99.11
<i>Jumlah 020300</i>	1,042,500	930,200	930,012.92	99.98

(disambung...)

## Penyata Perbelanjaan Mengurus bagi tahun berakhir 31 Disember 2019

(sambungan)

Maksud Perbelanjaan	Anggaran		Sebenar	
	Asal	Dipinda	Amaun	Prestasi
	RM	RM	RM	%
<b>PERBELANJAAN BEKALAN – (SAMB.)</b>				
<b>B.13 KEMENTERIAN LUAR NEGERI – (SAMB.)</b>				
020000 HUBUNGAN DIPLOMASI DAN KERJASAMA PELBAGAI HALA – (SAMB.)				
020400 Pertubuhan Kerjasama Islam (OIC) dan Kerjasama Serantau				
10000 Emolumen	698,800	737,000	736,975.38	99.99
20000 Perkhidmatan dan Bekalan	166,000	128,200	128,182.85	99.99
Jumlah 020400	864,800	865,200	865,158.23	99.99
020500 Politik Pelbagai Hala				
10000 Emolumen	1,553,400	1,266,500	1,266,470.40	99.99
20000 Perkhidmatan dan Bekalan	169,400	24,900	20,447.81	82.12
Jumlah 020500	1,722,800	1,291,400	1,286,918.21	99.65
020600 Kerjasama dan Pembangunan Antarabangsa				
10000 Emolumen	810,400	954,400	954,306.36	99.99
20000 Perkhidmatan dan Bekalan	65,000	23,500	23,463.56	99.84
Jumlah 020600	875,400	977,900	977,769.92	99.99
020700 Pihak Berkuasa Kebangsaan (PBK) Kepada Konvensyen Senjata Kimia				
10000 Emolumen	1,386,100	967,900	967,823.84	99.99
20000 Perkhidmatan dan Bekalan	160,500	111,700	111,691.23	99.99
Jumlah 020700	1,546,600	1,079,600	1,079,515.07	99.99
020800 Sekretariat Kebangsaan ASEAN-Malaysia				
10000 Emolumen	2,145,000	2,081,800	2,081,713.28	99.99
20000 Perkhidmatan dan Bekalan	303,700	296,900	296,813.79	99.97
Jumlah 020800	2,448,700	2,378,700	2,378,527.07	99.99
<i>Emolumen</i>	9,264,700	8,699,200	8,698,684.21	99.99
<i>Perkhidmatan dan Bekalan</i>	1,059,700	629,700	624,891.41	99.24
<i>Jumlah 020000</i>	10,324,400	9,328,900	9,323,575.62	99.94
030000 PERANCANGAN DASAR, STRATEGIK DAN PENYELIDIKAN				
030100 Perancangan Dasar				
10000 Emolumen	1,543,200	1,870,400	1,870,331.04	99.99
20000 Perkhidmatan dan Bekalan	113,900	111,700	111,620.05	99.93
Jumlah 030100	1,657,100	1,982,100	1,981,951.09	99.99
030200 Hal Ehwal Maritim				
10000 Emolumen	880,400	970,900	970,898.51	99.99
20000 Perkhidmatan dan Bekalan	68,000	64,500	64,452.98	99.93
Jumlah 030200	948,400	1,035,400	1,035,351.49	99.99
030300 Pusat Serantau Asia Tenggara Bagi Mencegah Keganasan (SEARCCCT)				
10000 Emolumen	3,176,700	2,637,100	2,637,073.23	99.99
20000 Perkhidmatan dan Bekalan	1,342,400	1,148,700	1,148,668.47	99.99
Jumlah 030300	4,519,100	3,785,800	3,785,741.70	99.99
030400 Institut Diplomas dan Hubungan Luar Negeri (IDFR)				
10000 Emolumen	7,409,200	5,921,600	5,921,536.97	99.99
20000 Perkhidmatan dan Bekalan	2,952,500	2,848,100	2,848,043.89	99.99
40000 Pemberian dan Kenaan Bayaran Tetap	52,500	52,500	51,767.11	98.60
Jumlah 030400	10,414,200	8,822,200	8,821,347.97	99.99
<i>Emolumen</i>	13,009,500	11,400,000	11,399,839.75	99.99
<i>Perkhidmatan dan Bekalan</i>	4,476,800	4,173,000	4,172,785.39	99.99
<i>Pemberian dan Kenaan Bayaran Tetap</i>	52,500	52,500	51,767.11	98.60
<i>Jumlah 030000</i>	17,538,800	15,625,500	15,624,392.25	99.99
040000 HUBUNGAN DIPLOMASI DAN KERJASAMA DUA HALA				
040100 Bahagian Asia				
10000 Emolumen	3,921,900	4,059,900	4,059,886.56	99.99
20000 Perkhidmatan dan Bekalan	234,900	231,300	231,224.04	99.97
Jumlah 040100	4,156,800	4,291,200	4,291,110.60	99.99

(disambung...)

## Penyata Perbelanjaan Mengurus bagi tahun berakhir 31 Disember 2019

(sambungan)

Maksud Perbelanjaan	Anggaran		Sebenar	
	Asal	Dipinda	Amaun	Prestasi
	RM	RM	RM	%
<b>PERBELANJAAN BEKALAN – (SAMB.)</b>				
<b>B.13 KEMENTERIAN LUAR NEGERI – (SAMB.)</b>				
040000 HUBUNGAN DIPLOMASI DAN KERJASAMA DUA HALA – (SAMB.)				
040200 Bahagian Eropah, Amerika, Afrika dan Australia, New Zealand dan Asia Pasifik (ANZAP)				
10000 Emolumen	3,861,400	3,381,600	3,381,558.52	99.99
20000 Perkhidmatan dan Bekalan	164,700	99,400	99,349.64	99.95
Jumlah 040200	4,026,100	3,481,000	3,480,908.16	99.99
040300 Pejabat Perwakilan Luar Negeri				
10000 Emolumen	249,158,000	249,831,000	257,723,983.91	103.16
20000 Perkhidmatan dan Bekalan	168,069,800	152,551,650	152,551,577.43	99.99
50000 Perbelanjaan-perbelanjaan Lain	5,353,300	5,073,800	5,073,771.08	99.99
Jumlah 040300	422,581,100	407,456,450	415,349,332.42	101.94
040400 Hubungan Media dan Diplomasi Awam				
10000 Emolumen	1,634,500	1,019,900	1,019,881.93	99.99
20000 Perkhidmatan dan Bekalan	283,500	194,900	194,820.41	99.96
Jumlah 040400	1,918,000	1,214,800	1,214,702.34	99.99
<i>Emolumen</i>	258,575,800	258,292,400	266,185,310.92	103.06
<i>Perkhidmatan dan Bekalan</i>	168,752,900	153,077,250	153,076,971.52	99.99
<i>Perbelanjaan-perbelanjaan Lain</i>	5,353,300	5,073,800	5,073,771.08	99.99
<i>Jumlah 040000</i>	432,682,000	416,443,450	424,336,053.52	101.90
050000 PROGRAM KHUSUS				
050100 Bertugas ke Luar Negara				
20000 Perkhidmatan dan Bekalan	11,250,000	13,821,800	13,821,701.66	99.99
Jumlah 050100	11,250,000	13,821,800	13,821,701.66	99.99
050200 Emolumen Kakitangan Kontrak				
20000 Perkhidmatan dan Bekalan	3,000,000	1,092,100	1,092,071.03	99.99
Jumlah 050200	3,000,000	1,092,100	1,092,071.03	99.99
050300 Ganjaran Kakitangan Ambilan Tempatan				
40000 Pemberian dan Kenaan Bayaran Tetap	7,289,500	5,429,200	5,429,157.06	99.99
Jumlah 050300	7,289,500	5,429,200	5,429,157.06	99.99
050400 Penyelenggaraan				
20000 Perkhidmatan dan Bekalan	19,000,000	20,723,700	20,723,600.53	99.99
Jumlah 050400	19,000,000	20,723,700	20,723,600.53	99.99
050500 Sumbangan Tahunan Pertubuhan Antarabangsa				
40000 Pemberian dan Kenaan Bayaran Tetap	70,000,000	78,969,500	85,014,842.87	107.66
Jumlah 050500	70,000,000	78,969,500	85,014,842.87	107.66
050600 Program Seranta, Diplomasi Awam dan Penerangan				
20000 Perkhidmatan dan Bekalan	416,200	338,400	338,323.36	99.98
Jumlah 050600	416,200	338,400	338,323.36	99.98
<i>Perkhidmatan dan Bekalan</i>	33,666,200	35,976,000	35,975,696.58	100.00
<i>Pemberian dan Kenaan Bayaran Tetap</i>	77,289,500	84,398,700	90,443,999.93	107.16
<i>Jumlah 050000</i>	110,955,700	120,374,700	126,419,696.51	105.02
<i>Jumlah Emolumen</i>	317,804,600	322,567,550	330,459,634.81	102.45
<i>Jumlah Perkhidmatan dan Bekalan</i>	230,413,800	217,274,350	217,268,090.22	100.00
<i>Jumlah Aset</i>	1,000,000	2,676,800	2,676,740.40	99.99
<i>Jumlah Pemberian dan Kenaan Bayaran Tetap</i>	77,402,000	84,528,700	90,573,174.96	107.15
<i>Jumlah Perbelanjaan-perbelanjaan Lain</i>	5,603,300	5,176,300	5,176,231.06	99.99
<b>JUMLAH KEMENTERIAN LUAR NEGERI</b>	<b>632,223,700</b>	<b>632,223,700</b>	<b>646,153,871.45</b>	<b>102.20</b>
<b>B.15 KEMENTERIAN HAL EHWAL EKONOMI</b>				
010000 PENGURUSAN KEMENTERIAN				
010100 Khidmat Pengurusan				
10000 Emolumen	7,049,300	8,445,400	8,445,397.12	99.99
Jumlah 010100	7,049,300	8,445,400	8,445,397.12	99.99

(disambung...)

## Penyata Perbelanjaan Mengurus bagi tahun berakhir 31 Disember 2019

(sambungan)

Maksud Perbelanjaan	Anggaran		Sebenar	
	Asal	Dipinda	Amaun	Prestasi
	RM	RM	RM	%
<b>PERBELANJAAN BEKALAN – (SAMB.)</b>				
<b>B.15 KEMENTERIAN HAL EHWAL EKONOMI – (SAMB.)</b>				
010000 PENGURUSAN KEMENTERIAN – (SAMB.)				
010200 Kewangan dan Akaun				
10000 Emolumen	10,485,400	6,515,040	6,515,037.83	99.99
20000 Perkhidmatan dan Bekalan	9,466,000	9,634,500	9,634,497.25	99.99
40000 Pemberian dan Kenaan Bayaran Tetap	15,000	3,942,580	3,942,574.78	99.99
50000 Perbelanjaan-perbelanjaan Lain	–	600	583.65	97.28
Jumlah 010200	19,966,400	20,092,720	20,092,693.51	99.99
010300 Dasar dan Perhubungan Antarabangsa				
10000 Emolumen	1,422,500	1,654,520	1,654,511.23	99.99
Jumlah 010300	1,422,500	1,654,520	1,654,511.23	99.99
<i>Emolumen</i>	18,957,200	16,614,960	16,614,946.18	99.99
<i>Perkhidmatan dan Bekalan</i>	9,466,000	9,634,500	9,634,497.25	99.99
<i>Pemberian dan Kenaan Bayaran Tetap</i>	15,000	3,942,580	3,942,574.78	99.99
<i>Perbelanjaan-perbelanjaan Lain</i>	–	600	583.65	97.28
Jumlah 010000	28,438,200	30,192,640	30,192,601.86	99.99
020000 PERANCANGAN PEMBANGUNAN SOSIOEKONOMI				
020100 Perancangan Ekonomi				
10000 Emolumen	28,802,000	27,544,540	27,544,533.56	99.99
Jumlah 020100	28,802,000	27,544,540	27,544,533.56	99.99
020200 Kawalan dan Pemantauan				
10000 Emolumen	3,178,700	1,447,620	1,447,609.55	99.99
20000 Perkhidmatan dan Bekalan	2,463,600	803,293	748,592.72	93.19
40000 Pemberian dan Kenaan Bayaran Tetap	160,000	11,143,507	50,570,098.62	453.81
50000 Perbelanjaan-perbelanjaan Lain	–	1,125,500	1,125,484.18	99.99
Jumlah 020200	5,802,300	14,519,920	53,891,785.07	371.16
020300 Jabatan Perangkaan Malaysia				
10000 Emolumen	147,292,800	141,072,350	141,072,345.17	99.99
20000 Perkhidmatan dan Bekalan	40,513,700	36,059,028	36,058,958.16	99.99
30000 Aset	–	3,342,068	3,342,064.93	99.99
40000 Pemberian dan Kenaan Bayaran Tetap	112,900	291,974	291,968.74	99.99
Jumlah 020300	187,919,400	180,765,420	180,765,337.00	99.99
020400 Pihak Berkuasa Kemajuan Pekebun Kecil Perusahaan Getah (RISDA)				
40000 Pemberian dan Kenaan Bayaran Tetap	200,000,000	200,000,000	200,000,000.00	100.00
Jumlah 020400	200,000,000	200,000,000	200,000,000.00	100.00
<i>Emolumen</i>	179,273,500	170,064,510	170,064,488.28	99.99
<i>Perkhidmatan dan Bekalan</i>	42,977,300	36,862,321	36,807,550.88	99.85
<i>Aset</i>	–	3,342,068	3,342,064.93	–
<i>Pemberian dan Kenaan Bayaran Tetap</i>	200,272,900	211,435,481	250,862,067.36	118.65
<i>Perbelanjaan-perbelanjaan Lain</i>	–	1,125,500	1,125,484.18	–
Jumlah 020000	422,523,700	422,829,880	462,201,655.63	109.31
030000 PROGRAM KHUSUS				
030100 Bertugas ke Luar Negara				
20000 Perkhidmatan dan Bekalan	1,275,000	1,894,100	1,894,078.78	99.99
Jumlah 030100	1,275,000	1,894,100	1,894,078.78	99.99
030200 Emolumen Kakitangan Kontrak				
20000 Perkhidmatan dan Bekalan	9,000,000	6,073,170	6,073,166.23	99.99
Jumlah 030200	9,000,000	6,073,170	6,073,166.23	99.99
<i>Perkhidmatan dan Bekalan</i>	10,275,000	7,967,270	7,967,245.01	99.99
Jumlah 030000	10,275,000	7,967,270	7,967,245.01	99.99
040000 "ONE-OFF"				
040100 Harta Modal				
30000 Aset	100,000	347,110	347,108.20	99.99
Jumlah 040100	100,000	347,110	347,108.20	99.99
<i>Aset</i>	100,000	347,110	347,108.20	99.99
Jumlah 040000	100,000	347,110	347,108.20	99.99

(disambung...)

## Penyata Perbelanjaan Mengurus bagi tahun berakhir 31 Disember 2019

(sambungan)

Maksud Perbelanjaan	Anggaran		Sebenar	
	Asal	Dipinda	Amaun	Prestasi
	RM	RM	RM	%
<b>PERBELANJAAN BEKALAN – (SAMB.)</b>				
<b>B.15 KEMENTERIAN HAL EHWAL EKONOMI – (SAMB.)</b>				
040000 "ONE-OFF" – (SAMB.)				
<i>Jumlah Emolumen</i>	198,230,700	186,679,470	186,679,434.46	99.99
<i>Jumlah Perkhidmatan dan Bekalan</i>	62,718,300	54,464,091	54,409,293.14	99.90
<i>Jumlah Aset</i>	100,000	3,689,178	3,689,173.13	99.99
<i>Jumlah Pemberian dan Kenaan Bayaran Tetap</i>	200,287,900	215,378,061	254,804,642.14	118.31
<i>Jumlah Perbelanjaan-perbelanjaan Lain</i>	–	1,126,100	1,126,067.83	99.99
<b>JUMLAH KEMENTERIAN HAL EHWAL EKONOMI</b>	<b>461,336,900</b>	<b>461,336,900</b>	<b>500,708,610.70</b>	<b>108.53</b>
<b>B.20 KEMENTERIAN INDUSTRI UTAMA</b>				
010000 PENGURUSAN KEMENTERIAN				
010100 Pengurusan dan Kewangan				
10000 Emolumen	16,844,900	15,105,536	15,105,535.63	99.99
20000 Perkhidmatan dan Bekalan	16,274,300	11,483,308	11,483,307.13	99.99
30000 Aset	221,000	197,177	197,177.00	100.00
40000 Pemberian dan Kenaan Bayaran Tetap	504,300	409,586	409,585.38	99.99
<i>Jumlah 010100</i>	<b>33,844,500</b>	<b>27,195,607</b>	<b>27,195,605.14</b>	<b>99.99</b>
<i>Emolumen</i>	16,844,900	15,105,536	15,105,535.63	99.99
<i>Perkhidmatan dan Bekalan</i>	16,274,300	11,483,308	11,483,307.13	99.99
<i>Aset</i>	221,000	197,177	197,177.00	100.00
<i>Pemberian dan Kenaan Bayaran Tetap</i>	504,300	409,586	409,585.38	99.99
<i>Jumlah 010000</i>	<b>33,844,500</b>	<b>27,195,607</b>	<b>27,195,605.14</b>	<b>99.99</b>
020000 PEMBANGUNAN KOMODITI				
020100 Kemajuan Industri Komoditi				
10000 Emolumen	6,368,500	5,782,895	5,782,894.25	99.99
20000 Perkhidmatan dan Bekalan	1,485,600	631,641	631,640.49	99.99
40000 Pemberian dan Kenaan Bayaran Tetap	850,000	10,117,209	50,474,682.92	498.90
<i>Jumlah 020100</i>	<b>8,704,100</b>	<b>16,531,745</b>	<b>56,889,217.66</b>	<b>344.12</b>
020200 Lembaga Kenaf dan Tembakau Negara (LKTN)				
40000 Pemberian dan Kenaan Bayaran Tetap	5,000,000	5,000,000	5,000,000.00	100.00
<i>Jumlah 020200</i>	<b>5,000,000</b>	<b>5,000,000</b>	<b>5,000,000.00</b>	<b>100.00</b>
020300 Lembaga Koko Malaysia (LKM)				
40000 Pemberian dan Kenaan Bayaran Tetap	32,000,000	32,000,000	32,000,000.00	100.00
<i>Jumlah 020300</i>	<b>32,000,000</b>	<b>32,000,000</b>	<b>32,000,000.00</b>	<b>100.00</b>
020400 Lembaga Perindustrian Kayu Malaysia (MTIB)				
40000 Pemberian dan Kenaan Bayaran Tetap	5,000,000	5,000,000	5,000,000.00	100.00
<i>Jumlah 020400</i>	<b>5,000,000</b>	<b>5,000,000</b>	<b>5,000,000.00</b>	<b>100.00</b>
020500 Lembaga Getah Malaysia (LGM)				
40000 Pemberian dan Kenaan Bayaran Tetap	10,000,000	5,000,000	5,000,000.00	100.00
<i>Jumlah 020500</i>	<b>10,000,000</b>	<b>5,000,000</b>	<b>5,000,000.00</b>	<b>100.00</b>
020600 Lembaga Lada Malaysia (MPB)				
40000 Pemberian dan Kenaan Bayaran Tetap	20,000,000	22,000,000	22,000,000.00	100.00
<i>Jumlah 020600</i>	<b>20,000,000</b>	<b>22,000,000</b>	<b>22,000,000.00</b>	<b>100.00</b>
<i>Emolumen</i>	6,368,500	5,782,895	5,782,894.25	99.99
<i>Perkhidmatan dan Bekalan</i>	1,485,600	631,641	631,640.49	99.99
<i>Pemberian dan Kenaan Bayaran Tetap</i>	72,850,000	79,117,209	119,474,682.92	151.01
<i>Jumlah 020000</i>	<b>80,704,100</b>	<b>85,531,745</b>	<b>125,889,217.66</b>	<b>147.18</b>
030000 PROGRAM KHUSUS				
030100 Bertugas ke Luar Negara				
20000 Perkhidmatan dan Bekalan	750,000	726,367	726,366.22	99.99
<i>Jumlah 030100</i>	<b>750,000</b>	<b>726,367</b>	<b>726,366.22</b>	<b>99.99</b>
030200 Emolumen Kakitangan Kontrak				
20000 Perkhidmatan dan Bekalan	300,000	144,881	144,880.06	99.99
<i>Jumlah 030200</i>	<b>300,000</b>	<b>144,881</b>	<b>144,880.06</b>	<b>99.99</b>

(disambung...)

## Penyata Perbelanjaan Mengurus bagi tahun berakhir 31 Disember 2019

(sambungan)

Maksud Perbelanjaan	Anggaran		Sebenar	
	Asal	Dipinda	Amaun	Prestasi
	RM	RM	RM	%
<b>PERBELANJAAN BEKALAN – (SAMB.)</b>				
<b>B.20 KEMENTERIAN INDUSTRI UTAMA – (SAMB.)</b>				
030000 PROGRAM KHUSUS – (SAMB.)				
030300 Menangani Kempen Anti Minyak Sawit				
40000 Pemberian dan Kenaan Bayaran Tetap	2,000,000	2,000,000	2,000,000.00	100.00
Jumlah 030300	2,000,000	2,000,000	2,000,000.00	100.00
030400 Program Tunas Sawit				
40000 Pemberian dan Kenaan Bayaran Tetap	8,000,000	10,000,000	10,000,000.00	100.00
Jumlah 030400	8,000,000	10,000,000	10,000,000.00	100.00
<i>Perkhidmatan dan Bekalan</i>	1,050,000	871,248	871,246.28	99.99
<i>Pemberian dan Kenaan Bayaran Tetap</i>	10,000,000	12,000,000	12,000,000.00	100.00
Jumlah 030000	11,050,000	12,871,248	12,871,246.28	100.00
<i>Jumlah Emolumen</i>	23,213,400	20,888,431	20,888,429.88	99.99
<i>Jumlah Perkhidmatan dan Bekalan</i>	18,809,900	12,986,197	12,986,193.90	99.99
<i>Jumlah Aset</i>	221,000	197,177	197,177.00	100.00
<i>Jumlah Pemberian dan Kenaan Bayaran Tetap</i>	83,354,300	91,526,795	131,884,268.30	144.09
<b>JUMLAH KEMENTERIAN INDUSTRI UTAMA</b>	<b>125,598,600</b>	<b>125,598,600</b>	<b>165,956,069.08</b>	<b>132.13</b>
<b>B.21 KEMENTERIAN PERTANIAN DAN INDUSTRI ASAS TANI</b>				
010000 PENGURUSAN KEMENTERIAN				
010100 Pengurusan				
10000 Emolumen	24,191,500	21,256,256	21,255,638.44	99.99
20000 Perkhidmatan dan Bekalan	61,184,500	35,336,324	35,335,901.83	99.99
40000 Pemberian dan Kenaan Bayaran Tetap	58,200	6,147,820	6,147,400.00	99.99
50000 Perbelanjaan-perbelanjaan Lain	10,000	76,300	74,746.87	97.96
Jumlah 010100	85,444,200	62,816,700	62,813,687.14	99.99
010200 Perancangan				
10000 Emolumen	8,131,200	7,654,463	7,653,935.79	99.99
20000 Perkhidmatan dan Bekalan	5,205,100	4,182,019	4,181,222.09	99.98
40000 Pemberian dan Kenaan Bayaran Tetap	5,618,000	8,376,558	8,376,185.69	99.99
50000 Perbelanjaan-perbelanjaan Lain	10,000	14,200	13,437.13	94.63
Jumlah 010200	18,964,300	20,227,240	20,224,780.70	99.99
010300 Pembangunan				
10000 Emolumen	18,703,400	17,081,800	17,081,540.52	99.99
20000 Perkhidmatan dan Bekalan	21,726,700	17,554,535	17,553,611.08	99.99
40000 Pemberian dan Kenaan Bayaran Tetap	147,000	299,998	299,906.12	99.97
50000 Perbelanjaan-perbelanjaan Lain	62,100	41,100	40,983.45	99.72
Jumlah 010300	40,639,200	34,977,433	34,976,041.17	99.99
<i>Emolumen</i>	51,026,100	45,992,519	45,991,114.75	99.99
<i>Perkhidmatan dan Bekalan</i>	88,116,300	57,072,878	57,070,735.00	99.99
<i>Pemberian dan Kenaan Bayaran Tetap</i>	5,823,200	14,824,376	14,823,491.81	99.99
<i>Perbelanjaan-perbelanjaan Lain</i>	82,100	131,600	129,167.45	98.15
Jumlah 010000	145,047,700	118,021,373	118,014,509.01	99.99
020000 BEKALAN MAKANAN NEGARA				
020100 Industri Padi dan Beras				
10000 Emolumen	35,919,300	34,808,300	34,807,841.59	99.99
20000 Perkhidmatan dan Bekalan	32,573,300	26,404,688	26,404,490.05	99.99
40000 Pemberian dan Kenaan Bayaran Tetap	145,000	175,462	175,200.26	99.85
50000 Perbelanjaan-perbelanjaan Lain	–	262,764	261,963.88	99.70
Jumlah 020100	68,637,600	61,651,214	61,649,495.78	99.99
020200 Pengairan dan Saliran Pertanian				
10000 Emolumen	5,870,400	5,752,000	5,751,410.79	99.99
20000 Perkhidmatan dan Bekalan	5,634,600	5,568,660	5,567,822.88	99.98
Jumlah 020200	11,505,000	11,320,660	11,319,233.67	99.99
020300 Pertanian				
10000 Emolumen	145,555,700	138,184,700	138,183,732.34	99.99
20000 Perkhidmatan dan Bekalan	46,702,600	45,307,400	45,306,836.86	99.99
40000 Pemberian dan Kenaan Bayaran Tetap	50,000	142,200	141,350.00	99.40
50000 Perbelanjaan-perbelanjaan Lain	10,000	7,000	6,456.68	92.24
Jumlah 020300	192,318,300	183,641,300	183,638,375.88	99.99

(disambung...)

## Penyata Perbelanjaan Mengurus bagi tahun berakhir 31 Disember 2019

(sambungan)

Maksud Perbelanjaan	Anggaran		Sebenar	
	Asal	Dipinda	Amaun	Prestasi
	RM	RM	RM	%
<b>PERBELANJAAN BEKALAN – (SAMB.)</b>				
<b>B.21 KEMENTERIAN PERTANIAN DAN INDUSTRI ASAS TANI – (SAMB.)</b>				
020000 BEKALAN MAKANAN NEGARA – (SAMB.)				
20400 Perkhidmatan Veterinar				
10000 Emolumen	105,698,800	100,122,800	100,122,393.41	99.99
20000 Perkhidmatan dan Bekalan	43,387,900	40,839,950	40,839,446.59	99.99
40000 Pemberian dan Kenaan Bayaran Tetap	1,030,000	952,000	951,540.00	99.95
50000 Perbelanjaan-perbelanjaan Lain	10,000	10,000	9,903.50	99.04
Jumlah 020400	150,126,700	141,924,750	141,923,283.50	99.99
020500 Perikanan				
10000 Emolumen	121,955,900	114,935,900	114,935,598.37	99.99
20000 Perkhidmatan dan Bekalan	54,064,300	52,696,559	52,695,972.95	99.99
40000 Pemberian dan Kenaan Bayaran Tetap	340,300	395,887	395,175.02	99.82
Jumlah 020500	176,360,500	168,028,346	168,026,746.34	99.99
020600 Perkhidmatan Kuarantin dan Pemeriksaan Malaysia (MAQIS)				
10000 Emolumen	21,967,000	21,296,000	21,295,927.53	99.99
20000 Perkhidmatan dan Bekalan	6,703,700	8,242,260	8,242,044.19	99.99
40000 Pemberian dan Kenaan Bayaran Tetap	450,000	298,733	297,845.98	99.70
50000 Perbelanjaan-perbelanjaan Lain	-	440	220.00	50.00
Jumlah 020600	29,120,700	29,837,433	29,836,037.70	99.99
020700 Lembaga Kemajuan Ikan Malaysia (LKIM)				
40000 Pemberian dan Kenaan Bayaran Tetap	140,511,800	136,956,800	136,955,900.00	99.99
Jumlah 020700	140,511,800	136,956,800	136,955,900.00	99.99
020800 Lembaga Pertubuhan Peladang (LPP)				
40000 Pemberian dan Kenaan Bayaran Tetap	189,712,900	179,956,900	179,956,450.00	99.99
Jumlah 020800	189,712,900	179,956,900	179,956,450.00	99.99
020900 Lembaga Kemajuan Pertanian Muda (MADA)				
40000 Pemberian dan Kenaan Bayaran Tetap	118,700,000	119,700,000	119,700,000.00	100.00
Jumlah 020900	118,700,000	119,700,000	119,700,000.00	100.00
021000 Lembaga Kemajuan Pertanian Kemubu (KADA)				
40000 Pemberian dan Kenaan Bayaran Tetap	77,700,000	75,050,000	75,050,000.00	100.00
Jumlah 021000	77,700,000	75,050,000	75,050,000.00	100.00
021100 Institut Penyelidikan dan Kemajuan Pertanian Malaysia (MARDI)				
40000 Pemberian dan Kenaan Bayaran Tetap	215,004,000	215,904,000	215,904,000.00	100.00
Jumlah 021100	215,004,000	215,904,000	215,904,000.00	100.00
Emolumen	436,967,100	415,099,700	415,096,904.03	99.99
Perkhidmatan dan Bekalan	189,066,400	179,059,517	179,056,613.52	99.99
Pemberian dan Kenaan Bayaran Tetap	743,644,000	729,531,982	729,527,461.26	99.99
Perbelanjaan-perbelanjaan Lain	20,000	280,204	278,544.06	99.41
Jumlah 020000	1,369,697,500	1,323,971,403	1,323,959,522.87	99.99
030000 INDUSTRI AGROMAKANAN DAN KEUSAHAWANAN TANI				
030100 Lembaga Pemasaran Pertanian Persekutuan (FAMA)				
40000 Pemberian dan Kenaan Bayaran Tetap	182,166,400	182,666,400	182,666,400.00	100.00
Jumlah 030100	182,166,400	182,666,400	182,666,400.00	100.00
030200 Lembaga Perindustrian Nanas Malaysia (LPNM)				
40000 Pemberian dan Kenaan Bayaran Tetap	31,340,000	32,490,000	32,490,000.00	100.00
Jumlah 030200	31,340,000	32,490,000	32,490,000.00	100.00
030300 Latihan Kemahiran Pertanian				
10000 Emolumen	3,214,100	2,807,100	2,806,918.61	99.99
20000 Perkhidmatan dan Bekalan	37,534,900	26,408,401	26,408,213.84	99.99
40000 Pemberian dan Kenaan Bayaran Tetap	6,500,000	6,246,000	6,245,457.64	99.99
Jumlah 030300	47,249,000	35,461,501	35,460,590.09	99.99
Emolumen	3,214,100	2,807,100	2,806,918.61	99.99
Perkhidmatan dan Bekalan	37,534,900	26,408,401	26,408,213.84	99.99
Pemberian dan Kenaan Bayaran Tetap	220,006,400	221,402,400	221,401,857.64	99.99
Jumlah 030000	260,755,400	250,617,901	250,616,990.09	99.99

(disambung...)

## Penyata Perbelanjaan Mengurus bagi tahun berakhir 31 Disember 2019

(sambungan)

Maksud Perbelanjaan	Anggaran		Sebenar	
	Asal	Dipinda	Amaun	Prestasi
	RM	RM	RM	%
<b>PERBELANJAAN BEKALAN – (SAMB.)</b>				
<b>B.21 KEMENTERIAN PERTANIAN DAN INDUSTRI ASAS TANI – (SAMB.)</b>				
040000 PROGRAM KHUSUS				
040100 Bertugas ke Luar Negara				
20000 Perkhidmatan dan Bekalan	1,635,000	2,325,000	2,324,843.25	99.99
Jumlah 040100	1,635,000	2,325,000	2,324,843.25	99.99
040200 Emolumen Kakitangan Kontrak				
20000 Perkhidmatan dan Bekalan	2,000,000	742,000	741,293.47	99.90
Jumlah 040200	2,000,000	742,000	741,293.47	99.90
040300 Hari Peladang, Penternak dan Nelayan Kebangsaan 2019				
40000 Pemberian dan Kenaan Bayaran Tetap	2,000,000	2,000,000	2,000,000.00	100.00
Jumlah 040300	2,000,000	2,000,000	2,000,000.00	100.00
040400 Subsidi Harga Padi				
40000 Pemberian dan Kenaan Bayaran Tetap	516,500,000	516,500,000	626,500,000.00	121.30
Jumlah 040400	516,500,000	516,500,000	626,500,000.00	121.30
040500 Subsidi Baja Padi				
40000 Pemberian dan Kenaan Bayaran Tetap	232,500,000	232,500,000	382,500,000.00	164.52
Jumlah 040500	232,500,000	232,500,000	382,500,000.00	164.52
040600 Insentif Pengeluaran Padi				
40000 Pemberian dan Kenaan Bayaran Tetap	281,500,000	360,510,400	413,800,000.00	114.78
Jumlah 040600	281,500,000	360,510,400	413,800,000.00	114.78
040700 Insentif Bersasar Nelayan				
40000 Pemberian dan Kenaan Bayaran Tetap	98,500,000	98,500,000	98,500,000.00	100.00
Jumlah 040700	98,500,000	98,500,000	98,500,000.00	100.00
040800 Subsidi Benih Padi Sah				
40000 Pemberian dan Kenaan Bayaran Tetap	75,000,000	75,000,000	75,000,000.00	100.00
Jumlah 040800	75,000,000	75,000,000	75,000,000.00	100.00
041000 Penyelenggaraan Sistem Pengairan dan Saliran Kawasan Pembangunan Pertanian Bersepadu (IADA) dan Pertanian				
40000 Pemberian dan Kenaan Bayaran Tetap	30,000,000	29,795,000	29,794,566.09	99.99
Jumlah 041000	30,000,000	29,795,000	29,794,566.09	99.99
041200 Elaun Sara Hidup Nelayan Darat (ESHND)				
40000 Pemberian dan Kenaan Bayaran Tetap	3,500,000	6,641,600	6,641,600.00	100.00
Jumlah 041200	3,500,000	6,641,600	6,641,600.00	100.00
041300 <i>Malaysian Bioeconomy Development Corporation</i>				
20000 Perkhidmatan dan Bekalan	9,460,000	9,460,000	9,460,000.00	100.00
Jumlah 041300	9,460,000	9,460,000	9,460,000.00	100.00
<i>Perkhidmatan dan Bekalan</i>	13,095,000	12,527,000	12,526,136.72	99.99
<i>Pemberian dan Kenaan Bayaran Tetap</i>	1,239,500,000	1,321,447,000	1,634,736,166.09	123.71
<i>Jumlah 040000</i>	1,252,595,000	1,333,974,000	1,647,262,302.81	123.49
050000 DASAR BARU				
050100 Pengoperasian dan Penyelenggaraan Kompleks Perikanan LKIM Tanjung Bako				
40000 Pemberian dan Kenaan Bayaran Tetap	15,058,200	15,058,200	15,058,200.00	100.00
<i>Jumlah 050100</i>	15,058,200	15,058,200	15,058,200.00	100.00
<i>Pemberian dan Kenaan Bayaran Tetap</i>	15,058,200	15,058,200	15,058,200.00	100.00
<i>Jumlah 050000</i>	15,058,200	15,058,200	15,058,200.00	100.00
060000 "ONE-OFF"				
060100 Bangunan dan Pembaikan Bangunan				
30000 Aset	10,000,000	3,348,141	3,347,293.21	99.97
40000 Pemberian dan Kenaan Bayaran Tetap	-	3,500,000	3,500,000.00	100.00
Jumlah 060100	10,000,000	6,848,141	6,847,293.21	99.99
060200 Harta Modal				
30000 Aset	2,000,000	7,052,782	7,052,660.23	99.99
Jumlah 060200	2,000,000	7,052,782	7,052,660.23	99.99

(disambung...)

## Penyata Perbelanjaan Mengurus bagi tahun berakhir 31 Disember 2019

(sambungan)

Maksud Perbelanjaan	Anggaran		Sebenar	
	Asal	Dipinda	Amaun	Prestasi
	RM	RM	RM	%
<b>PERBELANJAAN BEKALAN – (SAMB.)</b>				
<b>B.21 KEMENTERIAN PERTANIAN DAN INDUSTRI ASAS TANI – (SAMB.)</b>				
060000 "ONE-OFF" – (SAMB.)				
060300 Pejabat Pembangunan Herba (HDO)				
20000 Perkhidmatan dan Bekalan	2,000,000	1,610,000	1,609,975.51	99.99
Jumlah 060300	2,000,000	1,610,000	1,609,975.51	99.99
Perkhidmatan dan Bekalan	2,000,000	1,610,000	1,609,975.51	99.99
Aset	12,000,000	10,400,923	10,399,953.44	99.99
Pemberian dan Kenaan Bayaran Tetap	–	3,500,000	3,500,000.00	100.00
Jumlah 060000	14,000,000	15,510,923	15,509,928.95	99.99
Jumlah Emolumen	491,207,300	463,899,319	463,894,937.39	99.99
Jumlah Perkhidmatan dan Bekalan	329,812,600	276,677,796	276,671,674.59	99.99
Jumlah Aset	12,000,000	10,400,923	10,399,953.44	99.99
Jumlah Pemberian dan Kenaan Bayaran Tetap	2,224,031,800	2,305,763,958	2,619,047,176.80	113.59
Jumlah Perbelanjaan-perbelanjaan Lain	102,100	411,804	407,711.51	99.01
<b>JUMLAH KEMENTERIAN PERTANIAN DAN INDUSTRI ASAS TANI</b>	<b>3,057,153,800</b>	<b>3,057,153,800</b>	<b>3,370,421,453.73</b>	<b>110.25</b>
<b>B.22 KEMENTERIAN PEMBANGUNAN LUAR BANDAR</b>				
010000 PENGURUSAN KEMENTERIAN				
010100 Pentadbiran dan Pengurusan Aset				
10000 Emolumen	24,575,300	24,008,597	24,008,596.09	99.99
20000 Perkhidmatan dan Bekalan	26,463,100	25,245,326	25,245,325.88	99.99
Jumlah 010100	51,038,400	49,253,923	49,253,921.97	99.99
010200 Pengurusan Sumber Manusia				
10000 Emolumen	2,685,000	2,627,362	2,627,361.24	99.99
20000 Perkhidmatan dan Bekalan	1,161,300	1,029,782	1,029,781.06	99.99
40000 Pemberian dan Kenaan Bayaran Tetap	159,400	95,186	95,185.21	99.99
Jumlah 010200	4,005,700	3,752,330	3,752,327.51	99.99
010300 Kewangan dan Akaun				
10000 Emolumen	3,153,900	3,374,344	3,374,343.44	99.99
20000 Perkhidmatan dan Bekalan	296,000	237,770	237,769.27	99.99
30000 Aset	–	16,374	16,374.00	100.00
40000 Pemberian dan Kenaan Bayaran Tetap	–	20,941	20,941.00	100.00
50000 Perbelanjaan-perbelanjaan Lain	5,000	734	733.63	99.95
Jumlah 010300	3,454,900	3,650,163	3,650,161.34	99.99
010400 Pengurusan Maklumat				
10000 Emolumen	2,687,000	2,573,413	2,573,412.66	99.99
20000 Perkhidmatan dan Bekalan	2,895,200	2,181,878	2,181,877.33	99.99
30000 Aset	–	228,957	228,956.80	–
Jumlah 010400	5,582,200	4,984,248	4,984,246.79	99.99
010500 Perolehan				
10000 Emolumen	1,121,400	1,351,394	1,351,393.54	99.99
20000 Perkhidmatan dan Bekalan	114,900	136,287	136,286.10	99.99
Jumlah 010500	1,236,300	1,487,681	1,487,679.64	99.99
010600 Perancangan Strategik				
10000 Emolumen	2,299,300	1,889,905	1,889,904.14	99.99
20000 Perkhidmatan dan Bekalan	723,100	948,549	948,548.45	99.99
40000 Pemberian dan Kenaan Bayaran Tetap	586,300	1,015,219	1,015,218.13	99.99
Jumlah 010600	3,608,700	3,853,673	3,853,670.72	99.99
010700 Pelaburan dan Kawal Selia Anak Syarikat				
10000 Emolumen	1,093,900	1,042,833	1,042,832.81	99.99
20000 Perkhidmatan dan Bekalan	327,900	171,448	171,447.32	99.99
40000 Pemberian dan Kenaan Bayaran Tetap	–	413,125	413,124.56	–
Jumlah 010700	1,421,800	1,627,406	1,627,404.69	99.99
Emolumen	37,615,800	36,867,848	36,867,843.92	99.99
Perkhidmatan dan Bekalan	31,981,500	29,951,040	29,951,035.41	99.99
Aset	–	245,331	245,330.80	99.99
Pemberian dan Kenaan Bayaran Tetap	745,700	1,544,471	1,544,468.90	99.99
Perbelanjaan-perbelanjaan Lain	5,000	734	733.63	99.95
Jumlah 010000	70,348,000	68,609,424	68,609,412.66	99.99

(disambung...)

## Penyata Perbelanjaan Mengurus bagi tahun berakhir 31 Disember 2019

(sambungan)

Maksud Perbelanjaan	Anggaran		Sebenar	
	Asal	Dipinda	Amaun	Prestasi
	RM	RM	RM	%
<b>PERBELANJAAN BEKALAN – (SAMB.)</b>				
<b>B.22 KEMENTERIAN PEMBANGUNAN LUAR BANDAR – (SAMB.)</b>				
020000 PEMBANGUNAN INFRASTRUKTUR DAN KEMUDAHAN ASAS				
020100 Prasarana				
10000 Emolumen	2,782,200	2,442,922	2,442,921.63	99.99
20000 Perkhidmatan dan Bekalan	680,500	3,737,572	3,737,571.61	99.99
40000 Pemberian dan Kenaan Bayaran Tetap	–	15,113,795	15,113,794.84	99.99
Jumlah 020100	3,462,700	21,294,289	21,294,288.08	99.99
020200 Teknikal				
10000 Emolumen	2,643,100	2,544,127	2,544,126.73	99.99
20000 Perkhidmatan dan Bekalan	351,400	626,020	626,019.13	99.99
Jumlah 020200	2,994,500	3,170,147	3,170,145.86	99.99
020300 Penyelarasan dan Pemantauan				
10000 Emolumen	2,140,400	2,293,918	2,293,917.71	99.99
20000 Perkhidmatan dan Bekalan	656,900	767,664	767,663.52	99.99
Jumlah 020300	2,797,300	3,061,582	3,061,581.23	99.99
020400 Kemajuan Tanah dan Wilayah				
10000 Emolumen	1,705,200	1,480,035	1,480,034.68	99.99
20000 Perkhidmatan dan Bekalan	8,150,000	8,055,750	8,055,749.41	99.99
Jumlah 020400	9,855,200	9,535,785	9,535,784.09	99.99
020500 Lembaga Kemajuan Terengganu Tengah (KETENGAH)				
40000 Pemberian dan Kenaan Bayaran Tetap	31,562,800	32,562,800	32,562,800.00	100.00
Jumlah 020500	31,562,800	32,562,800	32,562,800.00	100.00
020600 Lembaga Kemajuan Kelantan Selatan (KESEDAR)				
40000 Pemberian dan Kenaan Bayaran Tetap	33,516,200	33,516,200	33,516,200.00	100.00
Jumlah 020600	33,516,200	33,516,200	33,516,200.00	100.00
020700 Lembaga Kemajuan Wilayah Kedah (KEDA)				
40000 Pemberian dan Kenaan Bayaran Tetap	30,124,500	30,124,500	30,124,500.00	100.00
Jumlah 020700	30,124,500	30,124,500	30,124,500.00	100.00
020800 Lembaga Kemajuan Johor Tenggara (KEJORA)				
40000 Pemberian dan Kenaan Bayaran Tetap	15,358,300	17,858,300	17,858,300.00	100.00
Jumlah 020800	15,358,300	17,858,300	17,858,300.00	100.00
020900 Lembaga Kemajuan Wilayah Pulau Pinang (PERDA)				
40000 Pemberian dan Kenaan Bayaran Tetap	10,700,000	16,700,000	16,700,000.00	100.00
Jumlah 020900	10,700,000	16,700,000	16,700,000.00	100.00
<i>Emolumen</i>	9,270,900	8,761,002	8,761,000.75	99.99
<i>Perkhidmatan dan Bekalan</i>	9,838,800	13,187,006	13,187,003.67	99.99
<i>Pemberian dan Kenaan Bayaran Tetap</i>	121,261,800	145,875,595	145,875,594.84	99.99
<i>Jumlah 020000</i>	140,371,500	167,823,603	167,823,599.26	99.99
030000 PENGUPAYAAN EKONOMI LUAR BANDAR				
030100 Pembangunan Usahawan Desa				
10000 Emolumen	1,837,300	1,380,440	1,380,439.77	99.99
20000 Perkhidmatan dan Bekalan	211,000	7,408,028	7,408,027.40	99.99
40000 Pemberian dan Kenaan Bayaran Tetap	–	2,818,691	2,818,690.33	99.99
Jumlah 030100	2,048,300	11,607,159	11,607,157.50	99.99
030200 Kesejahteraan Rakyat				
10000 Emolumen	1,575,800	1,635,218	1,635,217.82	99.99
20000 Perkhidmatan dan Bekalan	343,700	330,723	330,722.56	99.99
Jumlah 030200	1,919,500	1,965,941	1,965,940.38	99.99
030300 Majlis Amanah Rakyat (MARA)				
40000 Pemberian dan Kenaan Bayaran Tetap	1,295,074,600	1,295,074,600	1,295,074,600.00	100.00
Jumlah 030300	1,295,074,600	1,295,074,600	1,295,074,600.00	100.00
<i>Emolumen</i>	3,413,100	3,015,658	3,015,657.59	99.99
<i>Perkhidmatan dan Bekalan</i>	554,700	7,738,751	7,738,749.96	99.99
<i>Pemberian dan Kenaan Bayaran Tetap</i>	1,295,074,600	1,297,893,291	1,297,893,290.33	99.99
<i>Jumlah 030000</i>	1,299,042,400	1,308,647,700	1,308,647,697.88	99.99

(disambung...)

## Penyata Perbelanjaan Mengurus bagi tahun berakhir 31 Disember 2019

(sambungan)

Maksud Perbelanjaan	Anggaran		Sebenar	
	Asal	Dipinda	Amaun	Prestasi
	RM	RM	RM	%
<b>PERBELANJAAN BEKALAN – (SAMB.)</b>				
<b>B.22 KEMENTERIAN PEMBANGUNAN LUAR BANDAR – (SAMB.)</b>				
040000 PEMBANGUNAN MODAL INSAN DAN PENDIDIKAN				
040100 Institut Kemajuan Desa (INFRA)				
10000 Emolumen	8,483,600	6,982,119	6,982,118.73	99.99
20000 Perkhidmatan dan Bekalan	5,510,000	3,989,241	3,989,240.51	99.99
30000 Aset	–	11,700	11,700.00	100.00
Jumlah 040100	13,993,600	10,983,060	10,983,059.24	99.99
040200 Komoniti Desa				
10000 Emolumen	1,017,400	988,493	988,492.10	99.99
20000 Perkhidmatan dan Bekalan	3,603,400	801,778	801,777.83	99.99
40000 Pemberian dan Kenaan Bayaran Tetap	–	644,980	644,979.92	99.99
Jumlah 040200	4,620,800	2,435,251	2,435,249.85	99.99
040300 Kemajuan Masyarakat (KEMAS)				
10000 Emolumen	43,637,100	41,116,099	41,116,098.03	99.99
20000 Perkhidmatan dan Bekalan	83,962,700	80,629,052	80,629,051.35	99.99
30000 Aset	–	49,800	49,800.00	100.00
40000 Pemberian dan Kenaan Bayaran Tetap	15,952,000	15,891,403	15,891,402.52	99.99
Jumlah 040300	143,551,800	137,686,354	137,686,351.90	99.99
Emolumen	53,138,100	49,086,711	49,086,708.86	99.99
Perkhidmatan dan Bekalan	93,076,100	85,420,071	85,420,069.69	99.99
Aset	–	61,500	61,500.00	100.00
Pemberian dan Kenaan Bayaran Tetap	15,952,000	16,536,383	16,536,382.44	99.99
Jumlah 040000	162,166,200	151,104,665	151,104,660.99	99.99
050000 PROGRAM KHUSUS				
050100 Emolumen Kakitangan Kontrak				
20000 Perkhidmatan dan Bekalan	494,850,500	516,134,108	516,134,108.00	100.00
40000 Pemberian dan Kenaan Bayaran Tetap	6,190,500	6,258,896	6,258,895.32	99.99
Jumlah 050100	501,041,000	522,393,004	522,393,003.32	99.99
050200 Elaun Majlis Pengurusan Komuniti Kampung (MPKK)				
40000 Pemberian dan Kenaan Bayaran Tetap	231,861,500	175,841,687	175,841,686.10	99.99
Jumlah 050200	231,861,500	175,841,687	175,841,686.10	99.99
050300 Bantuan Makanan Tambahan KEMAS				
20000 Perkhidmatan dan Bekalan	117,000,000	109,016,653	109,016,652.36	99.99
40000 Pemberian dan Kenaan Bayaran Tetap	3,000,000	3,191,799	3,191,798.49	99.99
Jumlah 050300	120,000,000	112,208,452	112,208,450.85	99.99
050400 Bantuan Geran Perkapita KEMAS				
40000 Pemberian dan Kenaan Bayaran Tetap	20,000,000	19,288,114	19,288,113.62	99.99
Jumlah 050400	20,000,000	19,288,114	19,288,113.62	99.99
050500 Kos Operasi dan Penyelenggaraan Lampu Jalan Kampung				
20000 Perkhidmatan dan Bekalan	76,907,000	85,168,299	85,168,298.14	99.99
Jumlah 050500	76,907,000	85,168,299	85,168,298.14	99.99
050600 Pusat Komuniti Desa (PKD)				
20000 Perkhidmatan dan Bekalan	3,118,900	2,353,657	2,353,656.27	99.99
40000 Pemberian dan Kenaan Bayaran Tetap	100,000	–	–	–
Jumlah 050600	3,218,900	2,353,657	2,353,656.27	99.99
050700 Intensif Galakan Tanam Semula KESEKIDAR				
40000 Pemberian dan Kenaan Bayaran Tetap	20,320,000	20,320,000	20,320,000.00	100.00
Jumlah 050700	20,320,000	20,320,000	20,320,000.00	100.00
050800 Bantuan Sara Hidup Bekas Kakitangan Kontrak KEMAS				
40000 Pemberian dan Kenaan Bayaran Tetap	15,526,800	14,610,976	14,610,975.46	99.99
Jumlah 050800	15,526,800	14,610,976	14,610,975.46	99.99
050900 Bertugas ke Luar Negara				
20000 Perkhidmatan dan Bekalan	225,000	401,478	401,477.83	99.99
Jumlah 050900	225,000	401,478	401,477.83	99.99
051000 Emolumen Kakitangan KEMAS Lantikan Tetap				
10000 Emolumen	313,242,100	310,419,183	310,419,183.00	100.00
Jumlah 051000	313,242,100	310,419,183	310,419,183.00	100.00

(disambung...)

## Penyata Perbelanjaan Mengurus bagi tahun berakhir 31 Disember 2019

(sambungan)

Maksud Perbelanjaan	Anggaran		Sebenar	
	Asal	Dipinda	Amaun	Prestasi
	RM	RM	RM	%
<b>PERBELANJAAN BEKALAN – (SAMB.)</b>				
<b>B.22 KEMENTERIAN PEMBANGUNAN LUAR BANDAR – (SAMB.)</b>				
050000 PROGRAM KHUSUS – (SAMB.)				
051100 <i>Rural Basic Infrastructure</i>				
20000 Perkhidmatan dan Bekalan	14,490,100	28,764,117	28,764,116.65	99.99
Jumlah 051100	14,490,100	28,764,117	28,764,116.65	99.99
<i>Emolumen</i>	313,242,100	310,419,183	310,419,183.00	100.00
<i>Perkhidmatan dan Bekalan</i>	706,591,500	741,838,312	741,838,309.25	99.99
<i>Pemberian dan Kenaan Bayaran Tetap</i>	296,998,800	239,511,472	239,511,468.99	99.99
Jumlah 050000	1,316,832,400	1,291,768,967	1,291,768,961.24	99.99
060000 "ONE-OFF"				
060100 Bangunan dan Pembaikan Bangunan				
20000 Perkhidmatan dan Bekalan	–	1,676,471	1,676,470.07	99.99
30000 Aset	2,500,000	559,348	559,347.42	99.99
Jumlah 060100	2,500,000	2,235,819	2,235,817.49	99.99
060200 Kenderaan/Jentera				
30000 Aset	–	286,400	286,400.00	100.00
Jumlah 060200	–	286,400	286,400.00	100.00
060300 Harta Modal				
30000 Aset	1,000,000	1,783,922	1,783,921.19	99.99
Jumlah 060300	1,000,000	1,783,922	1,783,921.19	99.99
<i>Perkhidmatan dan Bekalan</i>	–	1,676,471	1,676,470.07	99.99
<i>Aset</i>	3,500,000	2,629,670	2,629,668.61	99.99
Jumlah 060000	3,500,000	4,306,141	4,306,138.68	99.99
Jumlah Emolumen	416,680,000	408,150,402	408,150,394.12	99.99
Jumlah Perkhidmatan dan Bekalan	842,042,600	879,811,651	879,811,638.05	99.99
Jumlah Aset	3,500,000	2,936,501	2,936,499.41	99.99
Jumlah Pemberian dan Kenaan Bayaran Tetap	1,730,032,900	1,701,361,212	1,701,361,205.50	99.99
Jumlah Perbelanjaan-perbelanjaan Lain	5,000	734	733.63	99.95
<b>JUMLAH KEMENTERIAN PEMBANGUNAN LUAR BANDAR</b>	<b>2,992,260,500</b>	<b>2,992,260,500</b>	<b>2,992,260,470.71</b>	<b>99.99</b>
<b>B.23 KEMENTERIAN AIR, TANAH DAN SUMBER ASLI</b>				
010000 PENGURUSAN KEMENTERIAN				
010100 Khidmat Pengurusan				
10000 Emolumen	20,035,900	22,051,037	22,050,856.09	99.99
20000 Perkhidmatan dan Bekalan	22,192,600	22,659,172	22,658,206.34	99.99
30000 Aset	100,000	211,524	211,317.40	99.90
40000 Pemberian dan Kenaan Bayaran Tetap	150,076,200	146,501,732	146,501,001.47	99.99
Jumlah 010100	192,404,700	191,423,465	191,421,381.30	99.99
010200 Pengurusan Sumber Asli				
10000 Emolumen	12,631,800	12,595,300	12,595,059.44	99.99
20000 Perkhidmatan dan Bekalan	2,975,500	1,419,003	1,418,084.27	99.94
40000 Pemberian dan Kenaan Bayaran Tetap	712,900	898,900	898,388.96	99.94
Jumlah 010200	16,320,200	14,913,203	14,911,532.67	99.99
<i>Emolumen</i>	32,667,700	34,646,337	34,645,915.53	99.99
<i>Perkhidmatan dan Bekalan</i>	25,168,100	24,078,175	24,076,290.61	99.99
<i>Aset</i>	100,000	211,524	211,317.40	99.90
<i>Pemberian dan Kenaan Bayaran Tetap</i>	150,789,100	147,400,632	147,399,390.43	99.99
Jumlah 010000	208,724,900	206,336,668	206,332,913.97	99.99
020000 PENGURUSAN AIR, GEOLOGI DAN TANAH				
020100 Jabatan Ketua Pengarah Tanah dan Galian Persekutuan (JKPTG)				
10000 Emolumen	56,001,800	49,101,659	49,101,286.72	99.99
20000 Perkhidmatan dan Bekalan	11,005,000	10,670,000	10,668,922.03	99.99
30000 Aset	890,800	601,470	600,977.10	99.92
40000 Pemberian dan Kenaan Bayaran Tetap	115,000	157,000	156,052.70	99.40
Jumlah 020100	68,012,600	60,530,129	60,527,238.55	99.99

(disambung...)

## Penyata Perbelanjaan Mengurus bagi tahun berakhir 31 Disember 2019

(sambungan)

Maksud Perbelanjaan	Anggaran		Sebenar	
	Asal	Dipinda	Amaun	Prestasi
	RM	RM	RM	%
<b>PERBELANJAAN BEKALAN – (SAMB.)</b>				
<b>B.23 KEMENTERIAN AIR, TANAH DAN SUMBER ASLI – (SAMB.)</b>				
020000 PENGURUSAN AIR, GEOLOGI DAN TANAH – (SAMB.)				
020200 Ukur dan Pemetaan Malaysia				
10000 Emolumen	201,152,400	198,551,900	198,551,644.88	99.99
20000 Perkhidmatan dan Bekalan	47,684,100	47,780,700	47,780,543.54	99.99
30000 Aset	1,300,000	371,000	370,754.00	99.93
40000 Pemberian dan Kenaan Bayaran Tetap	41,000	56,000	54,342.44	97.04
50000 Perbelanjaan-perbelanjaan Lain	1,000	1,000	–	–
Jumlah 020200	250,178,500	246,760,600	246,757,284.86	99.99
020300 Mineral dan Geosains				
10000 Emolumen	56,317,700	52,665,700	52,665,668.92	99.99
20000 Perkhidmatan dan Bekalan	10,292,100	10,196,600	10,196,133.65	99.99
30000 Aset	300,000	1,116,311	1,116,295.32	99.99
40000 Pemberian dan Kenaan Bayaran Tetap	440,000	440,000	439,998.44	99.99
Jumlah 020300	67,349,800	64,418,611	64,418,096.33	99.99
020400 Pengaliran dan Saliran				
10000 Emolumen	72,017,000	73,375,000	73,374,631.01	99.99
20000 Perkhidmatan dan Bekalan	25,258,000	25,643,000	25,641,944.18	99.99
30000 Aset	3,100,000	2,571,330	2,571,007.28	99.99
40000 Pemberian dan Kenaan Bayaran Tetap	15,000	10,000	9,655.41	96.55
Jumlah 020400	100,390,000	101,599,330	101,597,237.88	99.99
020500 Institut Tanah dan Ukur Negara (INSTUN)				
10000 Emolumen	7,760,800	7,860,391	7,859,406.05	99.99
20000 Perkhidmatan dan Bekalan	4,255,200	4,225,200	4,224,500.68	99.98
30000 Aset	300,000	302,000	301,954.40	99.98
40000 Pemberian dan Kenaan Bayaran Tetap	4,300	4,300	4,300.00	100.00
Jumlah 020500	12,320,300	12,391,891	12,390,161.13	99.99
020600 Institut Penyelidikan Hidraulik Kebangsaan Malaysia (NAHRIM)				
10000 Emolumen	10,742,400	10,574,400	10,574,208.60	99.99
20000 Perkhidmatan dan Bekalan	2,510,000	2,498,900	2,498,353.37	99.98
30000 Aset	200,000	177,500	177,458.36	99.98
40000 Pemberian dan Kenaan Bayaran Tetap	23,900	31,300	31,208.81	99.71
Jumlah 020600	13,476,300	13,282,100	13,281,229.14	99.99
<i>Emolumen</i>	403,992,100	392,129,050	392,126,846.18	99.99
<i>Perkhidmatan dan Bekalan</i>	101,004,400	101,014,400	101,010,397.45	99.99
<i>Aset</i>	6,090,800	5,139,611	5,138,446.46	99.98
<i>Pemberian dan Kenaan Bayaran Tetap</i>	639,200	698,600	695,557.80	99.56
<i>Perbelanjaan-perbelanjaan Lain</i>	1,000	1,000	–	–
<i>Jumlah 020000</i>	511,727,500	498,982,661	498,971,247.89	99.99
030000 PENGURUSAN HUTAN DAN BIODIVERSITI				
030100 Perhutanan Semenanjung Malaysia				
10000 Emolumen	26,932,700	23,688,200	23,687,333.89	99.99
20000 Perkhidmatan dan Bekalan	4,142,100	5,145,610	5,145,168.29	99.99
30000 Aset	–	19,735,025	40,045,024.04	202.91
40000 Pemberian dan Kenaan Bayaran Tetap	829,000	642,000	641,560.79	99.93
50000 Perbelanjaan-perbelanjaan Lain	1,200	1,200	540.00	45.00
Jumlah 030100	31,905,000	49,212,035	69,519,627.01	141.27
030200 Perlindungan Hidupan Liar dan Taman Negara				
10000 Emolumen	62,022,200	60,689,225	60,688,836.82	99.99
20000 Perkhidmatan dan Bekalan	14,721,200	18,388,309	18,387,991.31	99.99
30000 Aset	200,000	165,332	165,332.00	100.00
40000 Pemberian dan Kenaan Bayaran Tetap	520,000	1,125,468	1,125,167.35	99.97
Jumlah 030200	77,463,400	80,368,334	80,367,327.48	99.99
030300 Biokeselamatan				
10000 Emolumen	1,688,400	1,710,623	1,710,582.70	99.99
20000 Perkhidmatan dan Bekalan	192,700	194,600	194,482.47	99.94
Jumlah 030300	1,881,100	1,905,223	1,905,065.17	99.99

(disambung...)

## Penyata Perbelanjaan Mengurus bagi tahun berakhir 31 Disember 2019

(sambungan)

Maksud Perbelanjaan	Anggaran		Sebenar	
	Asal	Dipinda	Amaun	Prestasi
	RM	RM	RM	%
<b>PERBELANJAAN BEKALAN – (SAMB.)</b>				
<b>B.23 KEMENTERIAN AIR, TANAH DAN SUMBER ASLI – (SAMB.)</b>				
030000 PENGURUSAN HUTAN DAN BIODIVERSITI				
030400 Institut Penyelidikan Perhutanan Malaysia (FRIM)				
40000 Pemberian dan Kenaan Bayaran Tetap	58,031,100	58,031,100	58,031,100.00	100.00
Jumlah 030400	58,031,100	58,031,100	58,031,100.00	100.00
<i>Emolumen</i>	90,643,300	86,088,048	86,086,753.41	99.99
<i>Perkhidmatan dan Bekalan</i>	19,056,000	23,728,519	23,727,642.07	99.99
<i>Aset</i>	200,000	19,900,357	40,210,356.04	202.06
<i>Pemberian dan Kenaan Bayaran Tetap</i>	59,380,100	59,798,568	59,797,828.14	99.99
<i>Perbelanjaan-perbelanjaan Lain</i>	1,200	1,200	540.00	45.00
<i>Jumlah 030000</i>	169,280,600	189,516,692	209,823,119.66	110.71
040000 PEMBANGUNAN AIR				
040100 Pengurusan Air				
10000 Emolumen	4,628,600	2,271,740	2,270,997.74	99.97
20000 Perkhidmatan dan Bekalan	185,300	110,300	109,070.69	98.89
40000 Pemberian dan Kenaan Bayaran Tetap	100,000	100,000	96,057.84	96.06
Jumlah 040100	4,913,900	2,482,040	2,476,126.27	99.76
040200 Bekalan Air Ibu Pejabat				
10000 Emolumen	6,689,000	5,783,000	5,782,791.01	99.99
20000 Perkhidmatan dan Bekalan	1,479,200	783,889	782,774.82	99.86
40000 Pemberian dan Kenaan Bayaran Tetap	5,000	3,000	2,469.64	82.32
50000 Perbelanjaan-perbelanjaan Lain	-	1,000	962.00	96.20
Jumlah 040200	8,173,200	6,570,889	6,568,997.47	99.97
040300 Bekalan Air Wilayah Persekutuan Labuan				
10000 Emolumen	6,215,400	5,682,400	5,681,366.01	99.98
20000 Perkhidmatan dan Bekalan	25,450,000	27,718,490	27,717,115.46	99.99
30000 Aset	100,000	21,000	19,990.00	95.19
40000 Pemberian dan Kenaan Bayaran Tetap	50,000	50,000	50,000.00	100.00
Jumlah 040300	31,815,400	33,471,890	33,468,471.47	99.99
040400 Perkhidmatan Pembentukan				
10000 Emolumen	11,533,200	11,177,200	11,175,817.78	99.99
20000 Perkhidmatan dan Bekalan	6,753,100	5,408,100	5,407,477.23	99.99
40000 Pemberian dan Kenaan Bayaran Tetap	3,000	3,000	-	-
Jumlah 040400	18,289,300	16,588,300	16,583,295.01	99.97
<i>Emolumen</i>	29,066,200	24,914,340	24,910,972.54	99.99
<i>Perkhidmatan dan Bekalan</i>	33,867,600	34,020,779	34,016,438.20	99.99
<i>Aset</i>	100,000	21,000	19,990.00	95.19
<i>Pemberian dan Kenaan Bayaran Tetap</i>	158,000	156,000	148,527.48	95.21
<i>Perbelanjaan-perbelanjaan Lain</i>	-	1,000	962.00	96.20
<i>Jumlah 040000</i>	63,191,800	59,113,119	59,096,890.22	99.97
050000 PROGRAM KHUSUS				
050100 Bertugas ke Luar Negara				
20000 Perkhidmatan dan Bekalan	2,323,600	2,025,100	2,024,231.61	99.96
40000 Pemberian dan Kenaan Bayaran Tetap	-	50,000	50,000.00	100.00
Jumlah 050100	2,323,600	2,075,100	2,074,231.61	99.96
050200 Emolumen Kakitangan Kontrak				
20000 Perkhidmatan dan Bekalan	580,600	516,600	516,222.20	99.93
Jumlah 050200	580,600	516,600	516,222.20	99.93
050300 Program Konservasi Antarabangsa <i>Giant Panda</i>				
20000 Perkhidmatan dan Bekalan	960,400	-	-	-
40000 Pemberian dan Kenaan Bayaran Tetap	6,413,600	6,662,160	6,662,159.06	99.99
Jumlah 050300	7,374,000	6,662,160	6,662,159.06	99.99
050400 Sistem e-Tanah Wilayah Persekutuan Kuala Lumpur				
Pengurusan				
20000 Perkhidmatan dan Bekalan	12,955,300	12,955,300	12,955,299.35	99.99
Jumlah 050400	12,955,300	12,955,300	12,955,299.35	99.99

(disambung...)

## Penyata Perbelanjaan Mengurus bagi tahun berakhir 31 Disember 2019

(sambungan)

Maksud Perbelanjaan	Anggaran		Sebenar	
	Asal	Dipinda	Amaun	Prestasi
	RM	RM	RM	%
<b>PERBELANJAAN BEKALAN – (SAMB.)</b>				
<b>B.23 KEMENTERIAN AIR, TANAH DAN SUMBER ASLI – (SAMB.)</b>				
050000 PROGRAM KHUSUS – (SAMB.)				
050500 Cukai Tanah Persekutuan				
50000 Perbelanjaan-perbelanjaan Lain	196,350,000	196,350,000	234,320,457.63	119.34
Jumlah 050500	196,350,000	196,350,000	234,320,457.63	119.34
Perkhidmatan dan Bekalan	16,819,900	15,497,000	15,495,753.16	99.99
Pemberian dan Kenaan Bayaran Tetap	6,413,600	6,712,160	6,712,159.06	99.99
Perbelanjaan-perbelanjaan Lain	196,350,000	196,350,000	234,320,457.63	119.34
Jumlah 050000	219,583,500	218,559,160	22,207,912.22	10.16
Jumlah Emolumen	556,369,300	537,777,775	537,770,487.66	99.99
Jumlah Perkhidmatan dan Bekalan	195,916,000	198,338,873	198,326,521.49	99.99
Jumlah Aset	6,490,800	25,272,492	45,580,109.90	180.35
Jumlah Pemberian dan Kenaan Bayaran Tetap	217,380,000	214,765,960	214,753,462.91	99.99
Jumlah Perbelanjaan-perbelanjaan Lain	196,352,200	196,353,200	234,321,959.63	119.34
JUMLAH KEMENTERIAN AIR, TANAH DAN SUMBER ASLI	1,172,508,300	1,172,508,300	1,230,752,541.59	104.97
<b>B.24 KEMENTERIAN PERDAGANGAN ANTARABANGSA DAN INDUSTRI</b>				
010000 PENGURUSAN KEMENTERIAN				
010100 Pengurusan Korporat				
10000 Emolumen	9,601,000	6,879,092	6,879,091.68	99.99
20000 Perkhidmatan dan Bekalan	4,638,800	1,822,936	1,822,935.46	99.99
Jumlah 010100	14,239,800	8,702,028	8,702,027.14	99.99
010200 Perancangan Strategik				
10000 Emolumen	2,628,700	2,706,914	2,706,913.86	99.99
20000 Perkhidmatan dan Bekalan	555,000	295,610	295,609.10	99.99
Jumlah 010200	3,183,700	3,002,524	3,002,522.96	99.99
010300 Pengurusan Maklumat				
10000 Emolumen	3,365,900	3,234,480	3,234,479.35	99.99
20000 Perkhidmatan dan Bekalan	4,244,700	3,539,674	3,539,673.67	99.99
30000 Aset	3,000,000	3,519,288	3,519,287.88	99.99
Jumlah 010300	10,610,600	10,293,442	10,293,440.90	99.99
010400 Khidmat Pengurusan				
10000 Emolumen	12,926,600	10,014,438	10,014,337.90	99.99
20000 Perkhidmatan dan Bekalan	13,373,700	9,933,048	9,933,047.33	99.99
30000 Aset	200,000	474,371	474,370.81	99.99
40000 Pemberian dan Kenaan Bayaran Tetap	171,000	814,758	814,757.32	99.99
50000 Perbelanjaan-perbelanjaan Lain	10,000	11,005	10,602.23	96.34
Jumlah 010400	26,681,300	21,247,620	21,247,115.59	99.99
Emolumen	28,522,200	22,834,924	22,834,822.79	99.99
Perkhidmatan dan Bekalan	22,812,200	15,591,268	15,591,265.56	99.99
Aset	3,200,000	3,993,659	3,993,658.69	99.99
Pemberian dan Kenaan Bayaran Tetap	171,000	814,758	814,757.32	99.99
Perbelanjaan-perbelanjaan Lain	10,000	11,005	10,602.23	96.34
Jumlah 010000	54,715,400	43,245,614	43,245,106.59	99.99
020000 PEMBANGUNAN INDUSTRI DAN DAYA SAING				
020100 Sokongan Perdagangan dan Industri				
10000 Emolumen	8,894,500	9,296,308	9,296,307.19	99.99
20000 Perkhidmatan dan Bekalan	3,653,100	2,411,217	2,409,347.31	99.92
Jumlah 020100	12,547,600	11,707,525	11,705,654.50	99.98
020200 Dasar Sektor				
10000 Emolumen	4,356,300	3,648,909	3,648,908.52	99.99
20000 Perkhidmatan dan Bekalan	260,000	307,986	307,985.15	99.99
40000 Pemberian dan Kenaan Bayaran Tetap	70,725,800	70,725,800	97,723,587.52	138.17
Jumlah 020200	75,342,100	74,682,695	101,680,481.19	136.15

(disambung...)

## Penyata Perbelanjaan Mengurus bagi tahun berakhir 31 Disember 2019

(sambungan)

Maksud Perbelanjaan	Anggaran		Sebenar	
	Asal	Dipinda	Amaun	Prestasi
	RM	RM	RM	%
<b>PERBELANJAAN BEKALAN – (SAMB.)</b>				
<b>B.24 KEMENTERIAN PERDAGANGAN ANTARABANGSA DAN INDUSTRI – (SAMB.)</b>				
020000 PEMBANGUNAN INDUSTRI DAN DAYA SAING – (SAMB.)				
020300 Pembangunan Sektor Perkhidmatan				
10000 Emolumen	1,636,300	1,620,698	1,620,697.29	99.99
20000 Perkhidmatan dan Bekalan	120,000	76,469	76,468.95	99.99
Jumlah 020300	1,756,300	1,697,167	1,697,166.24	99.99
020400 Anugerah Kecemerlangan Industri (AKI) dan Seranta				
10000 Emolumen	748,400	757,601	757,600.42	99.99
20000 Perkhidmatan dan Bekalan	1,576,500	805,006	805,005.17	99.99
Jumlah 020400	2,324,900	1,562,607	1,562,605.59	99.99
020500 Penyelarasan Isu Berkaitan Perdagangan dan Industri				
10000 Emolumen	757,500	673,152	673,151.43	99.99
20000 Perkhidmatan dan Bekalan	32,400	48,600	48,544.55	99.89
Jumlah 020500	789,900	721,752	721,695.98	99.99
020600 Standard Malaysia				
10000 Emolumen	7,500,800	6,906,974	6,906,973.07	99.99
20000 Perkhidmatan dan Bekalan	7,698,800	9,274,254	9,274,253.10	99.99
30000 Aset	–	386,722	386,324.00	99.90
40000 Pemberian dan Kenaan Bayaran Tetap	1,246,800	1,434,515	1,434,514.09	99.99
Jumlah 020600	16,446,400	18,002,465	18,002,064.26	99.99
020700 Perbadanan Produktiviti Malaysia (MPC)				
40000 Pemberian dan Kenaan Bayaran Tetap	25,000,000	25,000,000	25,000,000.00	100.00
Jumlah 020700	25,000,000	25,000,000	25,000,000.00	100.00
<i>Emolumen</i>	23,893,800	22,903,642	22,903,637.92	99.99
<i>Perkhidmatan dan Bekalan</i>	13,340,800	12,923,532	12,921,604.23	99.99
<i>Aset</i>	–	386,722	386,324.00	99.90
<i>Pemberian dan Kenaan Bayaran Tetap</i>	96,972,600	97,160,315	124,158,101.61	127.79
<i>Jumlah 020000</i>	134,207,200	133,374,211	160,369,667.76	120.24
030000 PENGUKUHAN PERDAGANGAN ANTARABANGSA				
030100 Hubungan Serantau dan Antarabangsa				
10000 Emolumen	1,367,700	2,643,672	2,643,671.88	100.00
20000 Perkhidmatan dan Bekalan	425,000	9,039,432	18,839,012.75	208.41
40000 Pemberian dan Kenaan Bayaran Tetap	295,000	342,045	342,045.00	100.00
Jumlah 030100	2,087,700	12,025,149	21,824,729.63	181.49
030200 Hubungan Perdagangan dan Ekonomi Dua Hala				
10000 Emolumen	9,067,100	7,870,483	7,870,482.79	99.99
20000 Perkhidmatan dan Bekalan	2,920,800	2,434,058	2,265,551.34	93.08
40000 Pemberian dan Kenaan Bayaran Tetap	600,000	340,205	340,204.50	99.99
50000 Perbelanjaan-perbelanjaan Lain	62,300	33,152	27,177.69	81.98
Jumlah 030200	12,650,200	10,677,898	10,503,416.32	98.37
030300 Integrasi Kerjasama Ekonomi ASEAN				
10000 Emolumen	4,103,100	3,864,449	3,864,448.91	99.99
20000 Perkhidmatan dan Bekalan	4,032,700	2,851,698	2,851,697.71	99.99
40000 Pemberian dan Kenaan Bayaran Tetap	963,000	894,485	894,484.05	99.99
50000 Perbelanjaan-perbelanjaan Lain	29,000	20,434	20,433.80	99.99
Jumlah 030300	9,127,800	7,631,066	7,631,064.47	99.99
030400 Dasar dan Rundingan Pelbagai Hala				
10000 Emolumen	7,874,900	7,541,947	7,541,946.55	99.99
20000 Perkhidmatan dan Bekalan	5,034,700	3,770,324	3,770,323.97	99.99
40000 Pemberian dan Kenaan Bayaran Tetap	11,000,000	10,479,307	10,479,306.75	99.99
50000 Perbelanjaan-perbelanjaan Lain	4,000	10,621	10,620.05	99.99
Jumlah 030400	23,913,600	21,802,199	21,802,197.32	99.99
030500 Rundingan Strategik				
10000 Emolumen	1,292,000	1,100,350	1,100,349.53	99.99
20000 Perkhidmatan dan Bekalan	142,000	24,114	24,113.38	99.99
Jumlah 030500	1,434,000	1,124,464	1,124,462.91	99.99

(disambung...)

## Penyata Perbelanjaan Mengurus bagi tahun berakhir 31 Disember 2019

(sambungan)

Maksud Perbelanjaan	Anggaran		Sebenar	
	Asal	Dipinda	Amaun	Prestasi
	RM	RM	RM	%
<b>PERBELANJAAN BEKALAN – (SAMB.)</b>				
<b>B.24 KEMENTERIAN PERDAGANGAN ANTARABANGSA DAN INDUSTRI – (SAMB.)</b>				
030000 PENGUKUHAN PERDAGANGAN ANTARABANGSA				
030600 Sekretariat Perdagangan Strategik (STS)				
10000 Emolumen	1,772,700	1,684,668	1,684,667.55	99.99
20000 Perkhidmatan dan Bekalan	245,000	266,831	266,830.15	99.99
Jumlah 030600	2,017,700	1,951,499	1,951,497.70	99.99
030700 Perbadanan Pembangunan Perdagangan Luar Malaysia (MATRADE)				
40000 Pemberian dan Kenaan Bayaran Tetap	120,000,000	124,995,100	135,352,130.00	108.29
Jumlah 030700	120,000,000	124,995,100	135,352,130.00	108.29
<i>Emolumen</i>	25,477,500	24,705,569	24,705,567.21	99.99
<i>Perkhidmatan dan Bekalan</i>	12,800,200	18,386,457	28,017,529.30	152.38
<i>Pemberian dan Kenaan Bayaran Tetap</i>	132,858,000	137,051,142	147,408,170.30	107.56
<i>Perbelanjaan-perbelanjaan Lain</i>	95,300	64,207	58,231.54	90.69
<i>Jumlah 030000</i>	171,231,000	180,207,375	200,189,498.35	111.09
040000 PENGUKUHAN PELABURAN BERKUALITI				
040100 Dasar Pelaburan dan Fasilitasi Perdagangan				
10000 Emolumen	2,191,400	2,045,786	2,045,785.40	99.99
20000 Perkhidmatan dan Bekalan	160,000	156,700	156,670.03	99.98
40000 Pemberian dan Kenaan Bayaran Tetap	5,000,000	5,000,000	5,000,000.00	100.00
Jumlah 040100	7,351,400	7,202,486	7,202,455.43	99.99
040200 Ekonomi Digital				
10000 Emolumen	1,203,000	483,291	483,290.10	99.99
20000 Perkhidmatan dan Bekalan	141,400	48,286	48,285.69	99.99
Jumlah 040200	1,344,400	531,577	531,575.79	99.99
040300 Lembaga Pembangunan Pelaburan Malaysia (MIDA)				
40000 Pemberian dan Kenaan Bayaran Tetap	140,000,000	140,000,000	170,000,000.00	121.43
Jumlah 040300	140,000,000	140,000,000	170,000,000.00	121.43
<i>Emolumen</i>	3,394,400	2,529,077	2,529,075.50	99.99
<i>Perkhidmatan dan Bekalan</i>	301,400	204,986	204,955.72	99.99
<i>Pemberian dan Kenaan Bayaran Tetap</i>	145,000,000	145,000,000	175,000,000.00	120.69
<i>Jumlah 040000</i>	148,695,800	147,734,063	177,734,031.22	120.31
050000 PROGRAM KHUSUS				
050100 Bertugas ke Luar Negara				
20000 Perkhidmatan dan Bekalan	4,125,000	8,009,785	7,995,516.70	99.82
Jumlah 050100	4,125,000	8,009,785	7,995,516.70	99.82
050200 Promosi Penggalakan Pelaburan dan Perdagangan				
20000 Perkhidmatan dan Bekalan	2,500,000	3,682,292	3,682,291.48	99.99
Jumlah 050200	2,500,000	3,682,292	3,682,291.48	99.99
050300 Emolumen Kakitangan Kontrak				
20000 Perkhidmatan dan Bekalan	2,000,000	1,221,060	1,221,059.31	99.99
Jumlah 050300	2,000,000	1,221,060	1,221,059.31	99.99
<i>Perkhidmatan dan Bekalan</i>	8,625,000	12,913,137	12,898,867.49	99.89
<i>Jumlah 050000</i>	8,625,000	12,913,137	12,898,867.49	99.89
<i>Jumlah Emolumen</i>	81,287,900	72,973,212	72,973,103.42	99.99
<i>Jumlah Perkhidmatan dan Bekalan</i>	57,879,600	60,019,380	69,634,222.30	116.02
<i>Jumlah Aset</i>	3,200,000	4,380,381	4,379,982.69	99.99
<i>Jumlah Pemberian dan Kenaan Bayaran Tetap</i>	375,001,600	380,026,215	447,381,029.23	117.72
<i>Jumlah Perbelanjaan-perbelanjaan Lain</i>	105,300	75,212	68,833.77	91.52
<b>JUMLAH KEMENTERIAN PERDAGANGAN ANTARABANGSA DAN INDUSTRI</b>	<b>517,474,400</b>	<b>517,474,400</b>	<b>594,437,171.41</b>	<b>114.87</b>

(disambung...)

## Penyata Perbelanjaan Mengurus bagi tahun berakhir 31 Disember 2019

(sambungan)

Maksud Perbelanjaan	Anggaran		Sebenar	
	Asal	Dipinda	Amaun	Prestasi
	RM	RM	RM	%
<b>PERBELANJAAN BEKALAN – (SAMB.)</b>				
<b>B.25 KEMENTERIAN PERDAGANGAN DALAM NEGERI DAN HAL EHWAL PENGGUNA</b>				
010000 PENGURUSAN KEMENTERIAN				
010100 Pengurusan Korporat				
10000 Emolumen	10,883,300	7,207,900	6,857,033.49	95.13
20000 Perkhidmatan dan Bekalan	2,782,400	2,037,200	2,023,063.75	99.31
Jumlah 010100	13,665,700	9,245,100	8,880,097.24	96.05
010200 Dasar dan Perancangan Strategik				
10000 Emolumen	1,944,500	2,415,400	2,171,036.77	89.88
20000 Perkhidmatan dan Bekalan	520,600	990,600	929,790.83	93.86
Jumlah 010200	2,465,100	3,406,000	3,100,827.60	91.04
010300 Integriti				
10000 Emolumen	1,004,300	1,255,250	1,214,164.90	96.73
20000 Perkhidmatan dan Bekalan	167,300	237,560	218,694.89	92.06
Jumlah 010300	1,171,600	1,492,810	1,432,859.79	95.98
010400 Akaun				
10000 Emolumen	1,351,000	1,359,000	1,341,863.98	98.74
20000 Perkhidmatan dan Bekalan	237,500	212,500	183,773.49	86.48
Jumlah 010400	1,588,500	1,571,500	1,525,637.47	97.08
010500 Komunikasi Korporat				
10000 Emolumen	840,800	715,800	687,579.76	96.06
20000 Perkhidmatan dan Bekalan	446,900	431,900	416,222.80	96.37
Jumlah 010500	1,287,700	1,147,700	1,103,802.56	96.18
010600 Pengurusan Sumber Manusia				
10000 Emolumen	3,454,800	3,052,000	3,033,921.80	99.41
20000 Perkhidmatan dan Bekalan	3,393,800	2,695,130	2,665,729.86	98.91
40000 Pemberian dan Kenaan Bayaran Tetap	11,500	11,500	9,860.05	85.74
Jumlah 010600	6,860,100	5,758,630	5,709,511.71	99.15
010700 Khidmat Pengurusan dan Kewangan				
10000 Emolumen	5,274,100	4,964,050	4,541,113.75	91.48
20000 Perkhidmatan dan Bekalan	28,241,300	28,498,740	27,331,831.57	95.91
30000 Aset	200,000	2,015,300	1,759,226.73	87.29
40000 Pemberian dan Kenaan Bayaran Tetap	374,500	5,536,600	5,503,469.00	99.40
Jumlah 010700	34,089,900	41,014,690	39,135,641.05	95.42
010800 Pengurusan Maklumat				
10000 Emolumen	3,050,800	2,950,800	2,848,842.57	96.54
20000 Perkhidmatan dan Bekalan	6,193,900	6,276,400	5,905,701.23	94.09
Jumlah 010800	9,244,700	9,227,200	8,754,543.80	94.88
010900 PPDNHEP Negeri				
10000 Emolumen	136,925,900	134,621,250	131,675,854.32	97.81
20000 Perkhidmatan dan Bekalan	50,427,700	53,749,825	51,829,931.67	96.43
30000 Aset	969,000	1,349,495	1,103,551.65	81.78
Jumlah 010900	188,322,600	189,720,570	184,609,337.64	97.31
<i>Emolumen</i>	164,729,500	158,541,450	154,371,411.34	97.37
<i>Perkhidmatan dan Bekalan</i>	92,411,400	95,129,855	91,504,740.09	96.19
<i>Aset</i>	1,169,000	3,364,795	2,862,778.38	85.08
<i>Pemberian dan Kenaan Bayaran Tetap</i>	386,000	5,548,100	5,513,329.05	99.37
<i>Jumlah 010000</i>	258,695,900	262,584,200	254,252,258.86	96.83
020000 PEMBANGUNAN PERDAGANGAN DALAM NEGERI				
020100 Perdagangan Dalam Negeri				
10000 Emolumen	3,041,000	3,479,900	3,128,979.91	89.92
20000 Perkhidmatan dan Bekalan	1,733,600	1,937,800	1,880,120.41	97.02
Jumlah 020100	4,774,600	5,417,700	5,009,100.32	92.46
020200 Industri Perkhidmatan				
10000 Emolumen	584,800	592,300	549,667.45	92.80
20000 Perkhidmatan dan Bekalan	154,900	251,380	250,462.55	99.64
Jumlah 020200	739,700	843,680	800,130.00	94.84

(disambung...)

## Penyata Perbelanjaan Mengurus bagi tahun berakhir 31 Disember 2019

(sambungan)

Maksud Perbelanjaan	Anggaran		Sebenar	
	Asal	Dipinda	Amaun	Prestasi
	RM	RM	RM	%
<b>PERBELANJAAN BEKALAN – (SAMB.)</b>				
<b>B.25 KEMENTERIAN PERDAGANGAN DALAM NEGERI DAN HAL EHWAL PENGGUNA – (SAMB.)</b>				
020000 PEMBANGUNAN PERDAGANGAN DALAM NEGERI – (SAMB.)				
020300 Penguatkuasaan				
10000 Emolumen	20,176,500	21,526,500	21,159,255.43	98.29
20000 Perkhidmatan dan Bekalan	11,295,000	10,369,000	9,762,284.63	94.15
Jumlah 020300	31,471,500	31,895,500	30,921,540.06	96.95
020400 Pembangunan Perniagaan				
10000 Emolumen	1,805,800	2,104,700	2,056,255.88	97.70
20000 Perkhidmatan dan Bekalan	3,764,600	2,610,140	2,556,384.56	97.94
Jumlah 020400	5,570,400	4,714,840	4,612,640.44	97.83
020500 Pembangunan Francais				
10000 Emolumen	1,457,800	1,457,800	1,446,822.83	99.25
20000 Perkhidmatan dan Bekalan	264,800	428,880	418,969.91	97.69
40000 Pemberian dan Kenaan Bayaran Tetap	1,569,900	829,300	829,300.00	100.00
Jumlah 020500	3,292,500	2,715,980	2,695,092.74	99.23
020600 Pengurusan Subsidi Petroleum				
10000 Emolumen	1,686,300	1,540,800	1,432,027.72	92.94
20000 Perkhidmatan dan Bekalan	65,000	166,800	136,616.70	81.90
Jumlah 020600	1,751,300	1,707,600	1,568,644.42	91.86
020700 Tribunal Rayuan Persaingan				
10000 Emolumen	341,900	394,800	306,309.88	77.59
20000 Perkhidmatan dan Bekalan	749,500	183,500	135,565.80	73.88
30000 Aset	–	437,000	434,801.19	99.50
Jumlah 020700	1,091,400	1,015,300	876,676.87	86.35
020800 Suruhanjaya Persaingan Malaysia (MyCC)				
40000 Pemberian dan Kenaan Bayaran Tetap	5,846,000	15,846,000	15,846,000.00	100.00
Jumlah 020800	5,846,000	15,846,000	15,846,000.00	100.00
<i>Emolumen</i>	29,094,100	31,096,800	30,079,319.10	96.73
<i>Perkhidmatan dan Bekalan</i>	18,027,400	15,947,500	15,140,404.56	94.94
<i>Aset</i>	–	437,000	434,801.19	99.50
<i>Pemberian dan Kenaan Bayaran Tetap</i>	7,415,900	16,675,300	16,675,300.00	100.00
<i>Jumlah 020000</i>	54,537,400	64,156,600	62,329,824.85	97.15
030000 PENDAYAUPAYAAN PENGGUNA				
030100 Gerakan Kepenggunaan				
10000 Emolumen	1,303,300	1,438,800	1,418,967.43	98.62
20000 Perkhidmatan dan Bekalan	745,000	683,400	635,899.92	93.05
40000 Pemberian dan Kenaan Bayaran Tetap	3,700,000	4,750,000	4,749,918.20	99.99
Jumlah 030100	5,748,300	6,872,200	6,804,785.55	99.02
030200 Standard Kepenggunaan				
10000 Emolumen	487,800	591,800	585,686.60	98.97
20000 Perkhidmatan dan Bekalan	440,000	134,000	112,111.31	83.67
Jumlah 030200	927,800	725,800	697,797.91	96.14
030300 Penyelidikan dan Dasar Kepenggunaan				
10000 Emolumen	705,300	778,000	707,588.54	90.95
20000 Perkhidmatan dan Bekalan	519,100	413,100	390,717.43	94.58
Jumlah 030300	1,224,400	1,191,100	1,098,305.97	92.21
030400 Tribunal Tuntutan Pengguna Malaysia				
10000 Emolumen	997,100	1,079,900	1,066,091.30	98.72
20000 Perkhidmatan dan Bekalan	729,700	694,700	681,414.61	98.09
Jumlah 030400	1,726,800	1,774,600	1,747,505.91	98.47
030500 Sekretariat Majlis Tindakan Sara Hidup Negara				
10000 Emolumen	396,100	636,600	623,279.85	97.91
20000 Perkhidmatan dan Bekalan	157,400	173,000	162,258.30	93.79
Jumlah 030500	553,500	809,600	785,538.15	97.03

(disambung...)

## Penyata Perbelanjaan Mengurus bagi tahun berakhir 31 Disember 2019

(sambungan)

Maksud Perbelanjaan	Anggaran		Sebenar	
	Asal	Dipinda	Amaun	Prestasi
	RM	RM	RM	%
<b>PERBELANJAAN BEKALAN – (SAMB.)</b>				
<b>B.25 KEMENTERIAN PERDAGANGAN DALAM NEGERI DAN HAL EHWAL PENGGUNA – (SAMB.)</b>				
030000 PENDAYAUPAYAAN PENGGUNA – (SAMB.)				
<i>Emolumen</i>	3,889,600	4,525,100	4,401,613.72	97.27
<i>Perkhidmatan dan Bekalan</i>	2,591,200	2,098,200	1,982,401.57	94.48
<i>Pemberian dan Kenaan Bayaran Tetap</i>	3,700,000	4,750,000	4,749,918.20	99.99
<i>Jumlah 030000</i>	10,180,800	11,373,300	11,133,933.49	97.90
040000 PROGRAM KHUSUS				
040100 Bertugas ke Luar Negara				
20000 Perkhidmatan dan Bekalan	750,000	1,050,000	922,889.76	87.89
<i>Jumlah 040100</i>	750,000	1,050,000	922,889.76	87.89
040200 Sumbangan Kepada Badan-Badan Lain				
40000 Pemberian dan Kenaan Bayaran Tetap	1,400,000	1,400,000	1,400,000.00	100.00
<i>Jumlah 040200</i>	1,400,000	1,400,000	1,400,000.00	100.00
040300 Program Pengedaran Barang Perlu, LPG dan <i>Community Drumming</i>				
20000 Perkhidmatan dan Bekalan	150,000,000	143,437,100	143,124,166.28	99.78
<i>Jumlah 040300</i>	150,000,000	143,437,100	143,124,166.28	99.78
040400 Program Penyeragaman Harga Sabah, Sarawak dan Labuan				
40000 Pemberian dan Kenaan Bayaran Tetap	20,000,000	45,000,000	38,750,906.70	86.11
<i>Jumlah 040400</i>	20,000,000	45,000,000	38,750,906.70	86.11
040500 Advokasi dan Publisiti Kepenggunaan				
20000 Perkhidmatan dan Bekalan	3,200,000	3,200,000	2,943,535.82	91.99
<i>Jumlah 040500</i>	3,200,000	3,200,000	2,943,535.82	91.99
040600 Program Skim Penstabilan Harga Minyak Masak (COSS)				
40000 Pemberian dan Kenaan Bayaran Tetap	600,000,000	295,000,000	269,982,653.87	91.52
<i>Jumlah 040600</i>	600,000,000	295,000,000	269,982,653.87	91.52
040700 Subsidi Tepung Gandum Kegunaan Am				
40000 Pemberian dan Kenaan Bayaran Tetap	40,000,000	42,000,000	37,276,585.67	88.75
<i>Jumlah 040700</i>	40,000,000	42,000,000	37,276,585.67	88.75
040800 Emolumen Pegawai Pemantau Harga (PPH)				
20000 Perkhidmatan dan Bekalan	45,000,000	40,011,900	36,497,024.97	91.22
<i>Jumlah 040800</i>	45,000,000	40,011,900	36,497,024.97	91.22
<i>Perkhidmatan dan Bekalan</i>	198,950,000	187,699,000	183,487,616.83	97.76
<i>Pemberian dan Kenaan Bayaran Tetap</i>	661,400,000	383,400,000	347,410,146.24	90.61
<i>Jumlah 040000</i>	860,350,000	571,099,000	530,897,763.07	92.96
050000 "ONE-OFF"				
050100 Kelengkapan dan Bantuan Operasi Penguatkuasaan				
30000 Aset	4,090,900	3,916,900	3,608,779.06	92.13
<i>Jumlah 050100</i>	4,090,900	3,916,900	3,608,779.06	92.13
050200 Penyewaan dan Penyelenggaraan Aset				
20000 Perkhidmatan dan Bekalan	1,775,900	1,775,900	1,262,484.71	71.09
<i>Jumlah 050200</i>	1,775,900	1,775,900	1,262,484.71	71.09
050300 Menaik Taraf Stor Ekshibit/Ruang Pejabat				
20000 Perkhidmatan dan Bekalan	-	500,000	500,000.00	100.00
30000 Aset	1,200,000	700,000	699,500.00	99.93
<i>Jumlah 050300</i>	1,200,000	1,200,000	1,199,500.00	99.96
<i>Perkhidmatan dan Bekalan</i>	1,775,900	2,275,900	1,762,484.71	77.44
<i>Aset</i>	5,290,900	4,616,900	4,308,279.06	93.32
<i>Jumlah 050000</i>	7,066,800	6,892,800	6,070,763.77	88.07
<i>Jumlah Emolumen</i>	197,713,200	194,163,350	188,852,344.16	97.26
<i>Jumlah Perkhidmatan dan Bekalan</i>	313,755,900	303,150,455	293,877,647.76	96.94
<i>Jumlah Aset</i>	6,459,900	8,418,695	7,605,858.63	90.34
<i>Jumlah Pemberian dan Kenaan Bayaran Tetap</i>	672,901,900	410,373,400	374,348,693.49	91.22
<i>JUMLAH KEMENTERIAN PERDAGANGAN DALAM     NEGERI DAN HAL EHWAL PENGGUNA</i>	1,190,830,900	916,105,900	864,684,544.04	94.39

(disambung...)

## Penyata Perbelanjaan Mengurus bagi tahun berakhir 31 Disember 2019

(sambungan)

Maksud Perbelanjaan	Anggaran		Sebenar	
	Asal	Dipinda	Amaun	Prestasi
	RM	RM	RM	%
<b>PERBELANJAAN BEKALAN – (SAMB.)</b>				
<b>B.26 KEMENTERIAN PEMBANGUNAN USAHAWAN</b>				
010000 PENGURUSAN KEMENTERIAN				
010100 Pengurusan				
10000 Emolumen	18,551,200	15,050,155	14,980,689.72	99.54
20000 Perkhidmatan dan Bekalan	10,144,500	17,124,300	16,920,212.47	98.81
30000 Aset	50,000	745,000	648,055.19	86.99
40000 Pemberian dan Kenaan Bayaran Tetap	200,000	200,000	171,394.56	85.70
50000 Perbelanjaan-perbelanjaan Lain	–	2,000	1,577.86	78.89
Jumlah 010100	28,945,700	33,121,455	32,721,929.80	98.79
010200 Dasar dan Perancangan Strategik				
10000 Emolumen	2,319,800	1,599,800	1,505,339.99	94.10
20000 Perkhidmatan dan Bekalan	255,000	255,000	66,752.14	26.18
Jumlah 010200	2,574,800	1,854,800	1,572,092.13	84.76
<i>Emolumen</i>	20,871,000	16,649,955	16,486,029.71	99.02
<i>Perkhidmatan dan Bekalan</i>	10,399,500	17,379,300	16,986,964.61	97.74
<i>Aset</i>	50,000	745,000	648,055.19	86.99
<i>Pemberian dan Kenaan Bayaran Tetap</i>	200,000	200,000	171,394.56	85.70
<i>Perbelanjaan-perbelanjaan Lain</i>	–	2,000	1,577.86	78.89
Jumlah 010000	31,520,500	34,976,255	34,294,021.93	98.05
020000 PEMBANGUNAN USAHAWAN DAN KOPERASI				
020100 Pembangunan Usahawan				
10000 Emolumen	22,006,000	17,335,000	16,682,515.66	96.24
20000 Perkhidmatan dan Bekalan	2,598,700	3,314,700	2,728,017.62	82.30
Jumlah 020100	24,604,700	20,649,700	19,410,533.28	94.00
020200 Pembangunan PKS dan Mikro Kredit				
10000 Emolumen	1,485,200	1,135,200	913,181.46	80.44
20000 Perkhidmatan dan Bekalan	325,000	125,000	29,245.86	23.40
Jumlah 020200	1,810,200	1,260,200	942,427.32	74.78
020300 Perbadanan Perusahaan Kecil dan Sederhana Malaysia (SME Corp. Malaysia)				
40000 Pemberian dan Kenaan Bayaran Tetap	30,000,000	30,000,000	30,000,000.00	100.00
Jumlah 020300	30,000,000	30,000,000	30,000,000.00	100.00
020400 TEKUN Nasional				
40000 Pemberian dan Kenaan Bayaran Tetap	2,000,000	2,000,000	2,000,000.00	100.00
Jumlah 020400	2,000,000	2,000,000	2,000,000.00	100.00
020500 Pembangunan Koperasi				
10000 Emolumen	709,400	1,982,400	1,931,430.96	97.43
20000 Perkhidmatan dan Bekalan	76,700	76,700	69,201.60	90.22
Jumlah 020500	786,100	2,059,100	2,000,632.56	97.16
020600 Suruhanjaya Koperasi Malaysia (SKM)				
40000 Pemberian dan Kenaan Bayaran Tetap	86,450,000	86,450,000	86,450,000.00	100.00
Jumlah 020600	86,450,000	86,450,000	86,450,000.00	100.00
020700 Maktab Koperasi Malaysia (MKM)				
40000 Pemberian dan Kenaan Bayaran Tetap	14,500,000	14,500,000	14,500,000.00	100.00
Jumlah 020700	14,500,000	14,500,000	14,500,000.00	100.00
<i>Emolumen</i>	24,200,600	20,452,600	19,527,128.08	95.48
<i>Perkhidmatan dan Bekalan</i>	3,000,400	3,516,400	2,826,465.08	80.38
<i>Pemberian dan Kenaan Bayaran Tetap</i>	132,950,000	132,950,000	132,950,000.00	100.00
Jumlah 020000	160,151,000	156,919,000	155,303,593.16	98.97
030000 PROGRAM KHUSUS				
030100 Bertugas ke Luar Negara				
20000 Perkhidmatan dan Bekalan	1,350,000	2,013,045	1,799,424.60	89.39
Jumlah 030100	1,350,000	2,013,045	1,799,424.60	89.39
030200 Emolumen Kakitangan Kontrak				
20000 Perkhidmatan dan Bekalan	815,500	1,018,500	1,018,237.33	99.97
Jumlah 030200	815,500	1,018,500	1,018,237.33	99.97

(disambung...)

## Penyata Perbelanjaan Mengurus bagi tahun berakhir 31 Disember 2019

(sambungan)

Maksud Perbelanjaan	Anggaran		Sebenar	
	Asal	Dipinda	Amaun	Prestasi
	RM	RM	RM	%
<b>PERBELANJAAN BEKALAN – (SAMB.)</b>				
<b>B.26 KEMENTERIAN PEMBANGUNAN USAHAWAN – (SAMB.)</b>				
030000 PROGRAM KHUSUS – (SAMB.)				
030300 Program Pembangunan Kontraktor				
20000 Perkhidmatan dan Bekalan	1,500,000	1,482,000	1,341,085.80	90.49
Jumlah 030300	1,500,000	1,482,000	1,341,085.80	90.49
<i>Perkhidmatan dan Bekalan</i>	3,665,500	4,513,545	4,158,747.73	92.14
<i>Jumlah 030000</i>	3,665,500	4,513,545	4,158,747.73	92.14
040000 DASAR BARU				
040100 Perkhidmatan ICT				
20000 Perkhidmatan dan Bekalan	1,071,800	-	-	-
Jumlah 040100	1,071,800	-	-	-
<i>Perkhidmatan dan Bekalan</i>	1,071,800	-	-	-
<i>Jumlah 040000</i>	1,071,800	-	-	-
<i>Jumlah Emolomen</i>	45,071,600	37,102,555	36,013,157.79	97.06
<i>Jumlah Perkhidmatan dan Bekalan</i>	18,137,200	25,409,245	23,972,177.42	94.34
<i>Jumlah Aset</i>	50,000	745,000	648,055.19	86.99
<i>Jumlah Pemberian dan Kenaan Bayaran Tetap</i>	133,150,000	133,150,000	133,121,394.56	99.98
<i>Jumlah Perbelanjaan-perbelanjaan Lain</i>	-	2,000	1,577.86	78.89
<b>JUMLAH KEMENTERIAN PEMBANGUNAN USAHAWAN</b>	<b>196,408,800</b>	<b>196,408,800</b>	<b>193,756,362.82</b>	<b>98.65</b>
<b>B.27 KEMENTERIAN KERJA RAYA</b>				
010000 PENGURUSAN KEMENTERIAN KERJA RAYA				
010100 Sektor Pengurusan dan Pentadbiran KKR				
10000 Emolomen	28,595,000	28,097,548	28,061,497.77	99.87
20000 Perkhidmatan dan Bekalan	26,506,400	29,408,246	29,389,466.43	99.94
40000 Pemberian dan Kenaan Bayaran Tetap	265,000	291,300	291,264.43	99.99
50000 Perbelanjaan-perbelanjaan Lain	32,000	26,896	26,830.50	99.76
Jumlah 010100	55,398,400	57,823,990	57,769,059.13	99.91
010200 Sektor Dasar dan Pengurusan Korporat				
10000 Emolomen	200,215,400	201,398,793	201,398,787.38	99.99
20000 Perkhidmatan dan Bekalan	60,511,600	49,465,760	49,465,753.45	99.99
50000 Perbelanjaan-perbelanjaan Lain	50,000	46,900	46,829.30	99.85
Jumlah 010200	260,777,000	250,911,453	250,911,370.13	99.99
010300 Pusat Kecemerlangan Kejuruteraan dan Teknologi JKR (CREaTE)				
10000 Emolomen	10,966,600	10,787,802	10,787,801.03	99.99
20000 Perkhidmatan dan Bekalan	10,333,000	8,285,904	8,285,817.08	99.99
40000 Pemberian dan Kenaan Bayaran Tetap	124,000	290,746	290,746.00	100.00
Jumlah 010300	21,423,600	19,364,452	19,364,364.11	99.99
010400 Cawangan Perancangan Aset Bersepadu				
10000 Emolomen	28,090,000	27,801,029	27,800,703.74	99.99
20000 Perkhidmatan dan Bekalan	5,558,000	4,330,686	4,330,626.57	99.99
Jumlah 010400	33,648,000	32,131,715	32,131,330.31	99.99
<i>Emolomen</i>	267,867,000	268,085,172	268,048,789.92	99.99
<i>Perkhidmatan dan Bekalan</i>	102,909,000	91,490,596	91,471,663.53	99.98
<i>Pemberian dan Kenaan Bayaran Tetap</i>	389,000	582,046	582,010.43	99.99
<i>Perbelanjaan-perbelanjaan Lain</i>	82,000	73,796	73,659.80	99.82
<i>Jumlah 010000</i>	371,247,000	360,231,610	360,176,123.68	99.98
020000 PEMBANGUNAN INFRASTRUKTUR JALAN DAN PEMBANGUNAN INDUSTRI PEMBINAAN				
020100 Sektor Dasar dan Pembangunan				
10000 Emolomen	14,753,700	15,441,359	15,441,293.30	99.99
20000 Perkhidmatan dan Bekalan	13,833,900	11,629,240	11,595,755.93	99.71
30000 Aset	50,000	38,300	38,203.70	99.75
50000 Perbelanjaan-perbelanjaan Lain	1,200,000	2,055,130	2,055,129.30	99.99
Jumlah 020100	29,837,600	29,164,029	29,130,382.23	99.88

(disambung...)

## Penyata Perbelanjaan Mengurus bagi tahun berakhir 31 Disember 2019

(sambungan)

Maksud Perbelanjaan	Anggaran		Sebenar	
	Asal	Dipinda	Amaun	Prestasi
	RM	RM	RM	%
<b>PERBELANJAAN BEKALAN – (SAMB.)</b>				
<b>B.27 KEMENTERIAN KERJA RAYA – (SAMB.)</b>				
020000 PEMBANGUNAN INFRASTRUKTUR JALAN DAN PEMBANGUNAN INDUSTRI PEMBINAAN – (SAMB.)				
020200 Cawangan Jalan				
10000 Emolumen	22,610,000	22,005,693	22,005,683.15	99.99
20000 Perkhidmatan dan Bekalan	1,566,400	1,647,680	1,647,597.36	99.99
Jumlah 020200	24,176,400	23,653,373	23,653,280.51	99.99
020300 Cawangan Kejuruteraan Geoteknik				
10000 Emolumen	6,747,600	7,280,500	7,277,137.14	99.95
20000 Perkhidmatan dan Bekalan	967,300	810,058	810,022.32	99.99
Jumlah 020300	7,714,900	8,090,558	8,087,159.46	99.96
Emolumen	44,111,300	44,727,552	44,724,113.59	99.99
Perkhidmatan dan Bekalan	16,367,600	14,086,978	14,053,375.61	99.76
Aset	50,000	38,300	38,203.70	99.75
Perbelanjaan-perbelanjaan Lain	1,200,000	2,055,130	2,055,129.30	99.99
Jumlah 020000	61,728,900	60,907,960	60,870,822.20	99.94
030000 PEMBINAAN INFRASTRUKTUR BANGUNAN				
030100 Cawangan Arkitek				
10000 Emolumen	15,606,300	15,414,765	15,414,688.26	99.99
20000 Perkhidmatan dan Bekalan	1,635,200	1,459,140	1,459,114.08	99.99
Jumlah 030100	17,241,500	16,873,905	16,873,802.34	99.99
030200 Cawangan Kejuruteraan Awam dan Struktur				
10000 Emolumen	25,954,600	24,955,695	24,955,694.03	99.99
20000 Perkhidmatan dan Bekalan	1,873,200	1,996,040	1,995,955.18	99.99
Jumlah 030200	27,827,800	26,951,735	26,951,649.21	99.99
030300 Cawangan Kejuruteraan Elektrik				
10000 Emolumen	47,025,100	48,724,100	48,724,059.41	99.99
20000 Perkhidmatan dan Bekalan	4,451,800	4,267,510	4,267,470.08	99.99
50000 Perbelanjaan-perbelanjaan Lain	9,000	7,000	6,915.20	98.79
Jumlah 030300	51,485,900	52,998,610	52,998,444.69	99.99
030400 Cawangan Kejuruteraan Mekanikal				
10000 Emolumen	20,645,000	21,110,500	21,110,406.98	99.99
20000 Perkhidmatan dan Bekalan	12,832,500	12,806,575	12,806,496.27	99.99
30000 Aset	125,000	125,000	124,978.00	99.98
Jumlah 030400	33,602,500	34,042,075	34,041,881.25	99.99
030500 Cawangan Kerja Kesihatan				
10000 Emolumen	6,694,900	7,081,944	7,081,899.18	99.99
20000 Perkhidmatan dan Bekalan	687,000	669,950	669,867.83	99.99
Jumlah 030500	7,381,900	7,751,894	7,751,767.01	99.99
030600 Cawangan Kerja Keselamatan				
10000 Emolumen	6,371,900	6,245,021	6,244,935.46	99.99
20000 Perkhidmatan dan Bekalan	753,600	765,520	765,503.66	99.99
Jumlah 030600	7,125,500	7,010,541	7,010,439.12	99.99
030700 Cawangan Kerja Bangunan Am 1				
10000 Emolumen	6,670,000	7,339,750	7,339,656.11	99.99
20000 Perkhidmatan dan Bekalan	616,000	595,400	595,398.73	99.99
Jumlah 030700	7,286,000	7,935,150	7,935,054.84	99.99
030800 Cawangan Kerja Bangunan Am 2				
10000 Emolumen	7,117,700	6,626,300	6,626,202.28	99.99
20000 Perkhidmatan dan Bekalan	580,700	437,465	437,455.88	99.99
Jumlah 030800	7,698,400	7,063,765	7,063,658.16	99.99
030900 Cawangan Kerja Pendidikan				
10000 Emolumen	9,921,900	9,722,294	9,722,254.53	99.99
20000 Perkhidmatan dan Bekalan	819,300	877,183	877,151.31	99.99
Jumlah 030900	10,741,200	10,599,477	10,599,405.84	99.99

(disambung...)

## Penyata Perbelanjaan Mengurus bagi tahun berakhir 31 Disember 2019

(sambungan)

Maksud Perbelanjaan	Anggaran		Sebenar	
	Asal	Dipinda	Amaun	Prestasi
	RM	RM	RM	%
<b>PERBELANJAAN BEKALAN – (SAMB.)</b>				
<b>B.27 KEMENTERIAN KERJA RAYA – (SAMB.)</b>				
030000 PEMBINAAN INFRASTRUKTUR BANGUNAN – (SAMB.)				
031000 Cawangan Kejuruteraan Infrastruktur Pengangkutan				
10000 Emolumen	10,166,500	10,211,553	10,211,470.91	99.99
20000 Perkhidmatan dan Bekalan	1,747,200	1,559,940	1,559,850.70	99.99
Jumlah 031000	11,913,700	11,771,493	11,771,321.61	99.99
031100 JKR Lembaga Kemajuan Kelantan Selatan (KESEDAR)				
10000 Emolumen	6,074,600	6,450,403	6,450,381.94	99.99
20000 Perkhidmatan dan Bekalan	897,000	889,764	889,714.68	99.99
Jumlah 031100	6,971,600	7,340,167	7,340,096.62	99.99
031200 Cawangan Kontrak dan Ukur Bahan				
10000 Emolumen	14,871,000	14,651,500	14,651,414.57	99.99
20000 Perkhidmatan dan Bekalan	1,134,600	791,770	791,764.71	99.99
Jumlah 031200	16,005,600	15,443,270	15,443,179.28	99.99
031300 Cawangan Alam Sekitar dan Kecekapan Tenaga				
10000 Emolumen	5,077,300	5,007,125	5,007,080.99	99.99
20000 Perkhidmatan dan Bekalan	581,800	583,810	583,712.12	99.98
Jumlah 031300	5,659,100	5,590,935	5,590,793.11	99.99
Emolumen	182,196,800	183,540,950	183,540,144.65	99.99
Perkhidmatan dan Bekalan	28,609,900	27,700,067	27,699,455.23	99.99
Aset	125,000	125,000	124,978.00	99.98
Perbelanjaan-perbelanjaan Lain	9,000	7,000	6,915.20	98.79
Jumlah 030000	210,940,700	211,373,017	211,371,493.08	99.99
040000 PENYELENGGARAAN ASET TAK ALIH KERAJAAN				
040100 Cawangan Senggara Fasiliti Jalan				
10000 Emolumen	7,672,400	7,937,375	7,937,308.04	99.99
20000 Perkhidmatan dan Bekalan	3,014,000	2,579,100	2,579,038.25	99.99
Jumlah 040100	10,686,400	10,516,475	10,516,346.29	99.99
040200 Cawangan Senggara Fasiliti Bangunan				
10000 Emolumen	35,203,000	34,059,600	34,059,589.17	99.99
20000 Perkhidmatan dan Bekalan	13,104,900	12,511,375	12,511,277.62	99.99
Jumlah 040200	48,307,900	46,570,975	46,570,866.79	99.99
040300 Cawangan Kejuruteraan Cerun				
10000 Emolumen	5,212,600	5,498,577	5,498,550.11	99.99
20000 Perkhidmatan dan Bekalan	2,053,000	1,890,350	1,890,287.78	99.99
Jumlah 040300	7,265,600	7,388,927	7,388,837.89	99.99
040400 JKR Wilayah Persekutuan Putrajaya				
10000 Emolumen	6,855,100	7,363,700	7,363,676.28	99.99
20000 Perkhidmatan dan Bekalan	2,225,800	2,196,510	2,196,476.17	99.99
Jumlah 040400	9,080,900	9,560,210	9,560,152.45	99.99
040500 JKR Wilayah Persekutuan Labuan				
10000 Emolumen	6,690,200	7,185,500	7,184,919.51	99.99
20000 Perkhidmatan dan Bekalan	2,077,300	1,914,385	1,914,347.36	99.99
Jumlah 040500	8,767,500	9,099,885	9,099,266.87	99.99
040600 JKR Wilayah Persekutuan Kuala Lumpur				
10000 Emolumen	21,605,000	21,731,026	21,730,959.27	99.99
20000 Perkhidmatan dan Bekalan	2,381,500	2,033,925	2,033,830.69	99.99
Jumlah 040600	23,986,500	23,764,951	23,764,789.96	99.99
Emolumen	83,238,300	83,775,778	83,775,002.38	99.99
Perkhidmatan dan Bekalan	24,856,500	23,125,645	23,125,257.87	99.99
Jumlah 040000	108,094,800	106,901,423	106,900,260.25	99.99
050000 PROGRAM KHUSUS				
050100 Banci Lalu Lintas Kebangsaan				
20000 Perkhidmatan dan Bekalan	2,500,000	2,169,762	2,169,760.19	99.99
Jumlah 050100	2,500,000	2,169,762	2,169,760.19	99.99

(disambung...)

## Penyata Perbelanjaan Mengurus bagi tahun berakhir 31 Disember 2019

(sambungan)

Maksud Perbelanjaan	Anggaran		Sebenar	
	Asal	Dipinda	Amaun	Prestasi
	RM	RM	RM	%
<b>PERBELANJAAN BEKALAN – (SAMB.)</b>				
<b>B.27 KEMENTERIAN KERJA RAYA – (SAMB.)</b>				
050000 PROGRAM KHUSUS – (SAMB.)				
050200 Bayaran Balik Pinjaman LLM				
40000 Pemberian dan Kenaan Bayaran Tetap	100,000	100,000	100,000.00	100.00
Jumlah 050200	100,000	100,000	100,000.00	100.00
050300 Bayaran Latihan Industri				
20000 Perkhidmatan dan Bekalan	800,000	635,190	635,095.00	99.99
Jumlah 050300	800,000	635,190	635,095.00	99.99
050400 Bertugas ke Luar Negara				
20000 Perkhidmatan dan Bekalan	1,125,000	942,445	940,860.98	99.83
Jumlah 050400	1,125,000	942,445	940,860.98	99.83
050600 Penyelenggaraan Bangunan Gunasama Kerajaan Persekutuan				
20000 Perkhidmatan dan Bekalan	95,000,000	102,431,900	118,541,031.35	115.73
Jumlah 050600	95,000,000	102,431,900	118,541,031.35	115.73
050700 Penyelenggaraan Jalan Persekutuan Sabah, Sarawak dan W.P. Labuan				
20000 Perkhidmatan dan Bekalan	20,000,000	20,397,547	20,397,546.04	99.99
Jumlah 050700	20,000,000	20,397,547	20,397,546.04	99.99
050800 Penyelenggaraan Jalan Persekutuan Semenanjung Malaysia				
20000 Perkhidmatan dan Bekalan	80,000,000	74,429,952	74,405,530.65	99.97
Jumlah 050800	80,000,000	74,429,952	74,405,530.65	99.97
050900 Pembaikan dan Penyelenggaraan Cerun di Jalan Persekutuan Semenanjung Malaysia				
20000 Perkhidmatan dan Bekalan	10,000,000	9,311,000	9,310,778.23	99.99
Jumlah 050900	10,000,000	9,311,000	9,310,778.23	99.99
051000 Pertandingan Kemahiran				
20000 Perkhidmatan dan Bekalan	1,338,400	1,295,700	1,295,672.49	99.99
Jumlah 051000	1,338,400	1,295,700	1,295,672.49	99.99
051100 Penyelenggaraan Jalan Persekutuan Semenanjung Malaysia (Bukan Pavemen)				
20000 Perkhidmatan dan Bekalan	30,000,000	29,551,361	29,549,106.75	99.99
Jumlah 051100	30,000,000	29,551,361	29,549,106.75	99.99
051200 Penyelenggaraan Jalan Persekutuan Sabah, Sarawak dan W.P. Labuan (Bukan Pavemen)				
20000 Perkhidmatan dan Bekalan	8,000,000	8,712,270	8,712,262.46	99.99
Jumlah 051200	8,000,000	8,712,270	8,712,262.46	99.99
051300 Penyelenggaraan dan Bil Lampu Jalan dan Lampu Isyarat Jalan Persekutuan				
20000 Perkhidmatan dan Bekalan	30,000,000	33,887,800	33,887,751.58	99.99
Jumlah 051300	30,000,000	33,887,800	33,887,751.58	99.99
051400 Penyelenggaraan Cerun di Jalan Persekutuan Sabah, Sarawak dan W.P. Labuan				
20000 Perkhidmatan dan Bekalan	10,000,000	9,742,858	9,741,240.64	99.98
Jumlah 051400	10,000,000	9,742,858	9,741,240.64	99.98
051500 Penyelenggaraan Kuarters Milik JKR				
20000 Perkhidmatan dan Bekalan	4,000,000	3,969,931	3,962,433.41	99.81
Jumlah 051500	4,000,000	3,969,931	3,962,433.41	99.81
051600 Penyelenggaraan dan Pembaikan Kecil Jambatan				
20000 Perkhidmatan dan Bekalan	4,000,000	3,991,300	3,989,971.17	99.97
Jumlah 051600	4,000,000	3,991,300	3,989,971.17	99.97
Perkhidmatan dan Bekalan	296,763,400	301,469,016	317,539,040.94	105.33
Pemberian dan Kenaan Bayaran Tetap	100,000	100,000	100,000.00	100.00
Jumlah 050000	296,863,400	301,569,016	317,639,040.94	105.33

(disambung...)

## Penyata Perbelanjaan Mengurus bagi tahun berakhir 31 Disember 2019

(sambungan)

Maksud Perbelanjaan	Anggaran		Sebenar	
	Asal	Dipinda	Amaun	Prestasi
	RM	RM	RM	%
<b>PERBELANJAAN BEKALAN – (SAMB.)</b>				
<b>B.27 KEMENTERIAN KERJA RAYA – (SAMB.)</b>				
060000 'ONE OFF'				
060100 Harta Modal				
30000 Aset	-	779,395	779,304.85	99.99
Jumlah 060100	-	779,395	779,304.85	99.99
060200 Kenderaan				
30000 Aset	-	263,445	263,445.00	100.00
Jumlah 060200	-	263,445	263,445.00	100.00
060300 Aset Tak Ketara				
30000 Aset	-	6,589,306	6,589,257.71	99.99
Jumlah 060300	-	6,589,306	6,589,257.71	99.99
060400 Pengubahsuaian				
30000 Aset	-	259,628	259,527.40	99.96
Jumlah 060400	-	259,628	259,527.40	99.96
Aset	-	7,891,774	7,891,534.96	99.99
Jumlah 050000	-	7,891,774	7,891,534.96	99.99
Jumlah Emolumen	577,413,400	580,129,452	580,088,050.54	99.99
Jumlah Perkhidmatan dan Bekalan	469,506,400	457,872,302	473,888,793.18	103.50
Jumlah Aset	175,000	8,055,074	8,054,716.66	99.99
Jumlah Pemberian dan Kenaan Bayaran Tetap	489,000	682,046	682,010.43	99.99
Jumlah Perbelanjaan-perbelanjaan Lain	1,291,000	2,135,926	2,135,704.30	99.99
<b>JUMLAH KEMENTERIAN KERJA RAYA</b>	<b>1,048,874,800</b>	<b>1,048,874,800</b>	<b>1,064,849,275.11</b>	<b>101.52</b>
<b>B.28 KEMENTERIAN PENGANGKUTAN</b>				
010000 PENGURUSAN KEMENTERIAN				
010100 Pentadbiran dan Kewangan				
10000 Emolumen	12,897,100	15,497,100	15,478,865.99	99.88
20000 Perkhidmatan dan Bekalan	45,784,800	13,199,376	12,679,382.82	96.06
30000 Aset	-	573,964	566,598.17	98.72
40000 Pemberian dan Kenaan Bayaran Tetap	9,000	29,000	28,842.18	99.46
Jumlah 010100	58,690,900	29,299,440	28,753,689.16	98.14
010200 Maritim				
10000 Emolumen	2,848,900	2,848,900	2,724,597.64	95.64
20000 Perkhidmatan dan Bekalan	3,012,500	2,346,900	2,268,529.67	96.66
40000 Pemberian dan Kenaan Bayaran Tetap	1,500,000	2,869,200	2,782,903.33	96.99
50000 Perbelanjaan-perbelanjaan Lain	17,200	12,900	12,899.99	99.99
Jumlah 010200	7,378,600	8,077,900	7,788,930.63	96.42
010300 Udara				
10000 Emolumen	2,212,400	2,212,400	1,975,267.84	89.28
20000 Perkhidmatan dan Bekalan	4,646,400	3,812,130	3,788,054.44	99.37
40000 Pemberian dan Kenaan Bayaran Tetap	840,000	840,000	840,000.00	100.00
Jumlah 010300	7,698,800	6,864,530	6,603,322.28	96.19
010400 Logistik dan Darat				
10000 Emolumen	2,645,200	2,360,200	2,293,695.69	97.18
20000 Perkhidmatan dan Bekalan	20,513,900	51,465,228	51,436,077.79	99.94
30000 Aset	8,380,500	-	-	-
40000 Pemberian dan Kenaan Bayaran Tetap	-	1,950,277	1,936,176.09	99.28
Jumlah 010400	31,539,600	55,775,705	55,665,949.57	99.80
010500 Perancangan Strategik dan Antarabangsa				
10000 Emolumen	2,171,300	2,456,300	2,456,042.96	99.99
20000 Perkhidmatan dan Bekalan	410,200	235,190	223,877.08	95.19
Jumlah 010500	2,581,500	2,691,490	2,679,920.04	99.57
010600 Pengurusan Sumber Manusia				
10000 Emolumen	1,917,800	1,902,800	1,848,253.67	97.13
20000 Perkhidmatan dan Bekalan	279,300	196,910	195,118.82	99.09
40000 Pemberian dan Kenaan Bayaran Tetap	144,400	69,300	64,182.23	92.62
Jumlah 010600	2,341,500	2,169,010	2,107,554.72	97.17

(disambung...)

## Penyata Perbelanjaan Mengurus bagi tahun berakhir 31 Disember 2019

(sambungan)

Maksud Perbelanjaan	Anggaran		Sebenar	
	Asal	Dipinda	Amaun	Prestasi
	RM	RM	RM	%
<b>PERBELANJAAN BEKALAN – (SAMB.)</b>				
<b>B.28 KEMENTERIAN PENGANGKUTAN – (SAMB.)</b>				
010000 PENGURUSAN KEMENTERIAN – (SAMB.)				
010700 Pengurusan Maklumat				
10000 Emolumen	821,000	836,000	835,562.52	99.95
20000 Perkhidmatan dan Bekalan	2,201,500	2,237,059	2,231,046.01	99.73
Jumlah 010700	3,022,500	3,073,059	3,066,608.53	99.79
010800 Akaun				
10000 Emolumen	3,438,200	3,438,200	3,263,889.41	94.93
20000 Perkhidmatan dan Bekalan	1,253,600	937,150	933,403.89	99.60
Jumlah 010800	4,691,800	4,375,350	4,197,293.30	95.93
010900 Pembangunan				
10000 Emolumen	2,386,400	2,386,400	2,361,533.38	98.96
20000 Perkhidmatan dan Bekalan	292,200	259,590	256,690.71	98.88
Jumlah 010900	2,678,600	2,645,990	2,618,224.09	98.95
<i>Emolumen</i>	31,338,300	33,938,300	33,237,709.10	97.94
<i>Perkhidmatan dan Bekalan</i>	78,394,400	74,689,533	74,012,181.23	99.09
<i>Aset</i>	8,380,500	573,964	566,598.17	98.72
<i>Pemberian dan Kenaan Bayaran Tetap</i>	2,493,400	5,757,777	5,652,103.83	98.16
<i>Perbelanjaan-perbelanjaan Lain</i>	17,200	12,900	12,899.99	99.99
Jumlah 010000	120,623,800	114,972,474	113,481,492.32	98.70
020000 PERKHIDMATAN PENGANGKUTAN				
020100 Pihak Berkuasa Penerbangan Awam Malaysia (CAAM)				
40000 Pemberian dan Kenaan Bayaran Tetap	219,099,000	219,099,000	217,880,014.27	99.44
Jumlah 020100	219,099,000	219,099,000	217,880,014.27	99.44
020200 Pengangkutan Laut Malaysia				
10000 Emolumen	75,131,600	72,337,829	72,279,718.08	99.92
20000 Perkhidmatan dan Bekalan	67,685,900	52,137,955	51,684,543.22	99.13
30000 Aset	-	500,000	497,950.13	99.59
40000 Pemberian dan Kenaan Bayaran Tetap	133,500	117,500	109,168.46	92.91
50000 Perbelanjaan-perbelanjaan Lain	7,800	425	425.00	100.00
Jumlah 020200	142,958,800	125,093,709	124,571,804.89	99.58
020300 Pengangkutan Jalan				
10000 Emolumen	359,466,000	372,466,000	372,457,349.65	99.99
20000 Perkhidmatan dan Bekalan	283,505,100	248,050,176	237,210,067.70	95.63
30000 Aset	1,700,000	3,653,099	3,603,469.60	98.64
40000 Pemberian dan Kenaan Bayaran Tetap	2,280,000	69,160	69,129.03	99.96
Jumlah 020300	646,951,100	624,238,435	613,340,015.98	98.25
020400 Jabatan Keselamatan Jalan Raya				
10000 Emolumen	8,029,600	8,096,000	8,095,997.00	99.99
20000 Perkhidmatan dan Bekalan	10,269,200	8,262,173	8,235,451.73	99.68
30000 Aset	-	87,839	87,696.70	99.84
40000 Pemberian dan Kenaan Bayaran Tetap	1,006,200	1,001,080	1,001,080.00	100.00
Jumlah 020400	19,305,000	17,447,092	17,420,225.43	99.85
020500 Lembaga Pelesenan Kenderaan Perdagangan Sabah (LPKP Sabah)				
10000 Emolumen	3,300,200	2,852,300	2,765,980.20	96.97
20000 Perkhidmatan dan Bekalan	1,596,400	1,372,403	1,343,087.40	97.86
30000 Aset	26,000	38,988	38,988.00	100.00
40000 Pemberian dan Kenaan Bayaran Tetap	-	4,547,557	4,547,417.00	99.99
Jumlah 020500	4,922,600	8,811,248	8,695,472.60	98.69
020600 Lembaga Pelesenan Kenderaan Perdagangan Sarawak (LPKP Sarawak)				
10000 Emolumen	2,783,000	2,411,000	2,371,345.31	98.36
20000 Perkhidmatan dan Bekalan	625,000	608,252	559,716.68	92.02
40000 Pemberian dan Kenaan Bayaran Tetap	-	4,592,840	4,592,840.00	100.00
Jumlah 020600	3,408,000	7,612,092	7,523,901.99	98.84

(disambung...)

## Penyata Perbelanjaan Mengurus bagi tahun berakhir 31 Disember 2019

(sambungan)

Maksud Perbelanjaan	Anggaran		Sebenar	
	Asal	Dipinda	Amaun	Prestasi
	RM	RM	RM	%
<b>PERBELANJAAN BEKALAN – (SAMB.)</b>				
<b>B.28 KEMENTERIAN PENGANGKUTAN – (SAMB.)</b>				
020000 PERKHIDMATAN PENGANGKUTAN				
*020700 Agensi Pengangkutan Awam Darat (APAD)				
10000 Emolumen	–	10	–	–
20000 Perkhidmatan dan Bekalan	–	9,474,477	9,266,357.42	97.80
30000 Aset	–	10	–	–
40000 Pemberian dan Kenaan Bayaran Tetap	–	31,743,379	31,725,450.00	99.94
50000 Perbelanjaan-perbelanjaan Lain	–	10	–	–
Jumlah 020700	–	41,217,886	40,991,807.42	99.45
<i>Emolumen</i>	448,710,400	458,163,139	457,970,390.24	99.96
<i>Perkhidmatan dan Bekalan</i>	363,681,600	319,905,436	308,299,224.15	96.37
<i>Aset</i>	1,726,000	4,279,936	4,228,104.43	98.79
<i>Pemberian dan Kenaan Bayaran Tetap</i>	222,518,700	261,170,516	259,925,098.76	99.52
<i>Perbelanjaan-perbelanjaan Lain</i>	7,800	435	425.00	97.70
Jumlah 020000	1,036,644,500	1,043,519,462	1,030,423,242.58	98.74
030000 PROGRAM KHUSUS				
030100 Bertugas ke Luar Negara				
20000 Perkhidmatan dan Bekalan	3,041,200	2,370,791	2,206,149.60	93.06
Jumlah 030100	3,041,200	2,370,791	2,206,149.60	93.06
030200 Emolumen Kakitangan Kontrak				
20000 Perkhidmatan dan Bekalan	1,500,000	312,965	311,951.79	99.68
Jumlah 030200	1,500,000	312,965	311,951.79	99.68
030300 Subsidi Perkhidmatan Udara Luar Bandar (RAS)				
40000 Pemberian dan Kenaan Bayaran Tetap	230,000,000	240,135,279	240,135,278.36	99.99
Jumlah 030300	230,000,000	240,135,279	240,135,278.36	99.99
030400 Subsidi Tren Tidak Ekonomik (KTMB)				
40000 Pemberian dan Kenaan Bayaran Tetap	45,000,000	44,637,164	44,637,164.00	100.00
Jumlah 030400	45,000,000	44,637,164	44,637,164.00	100.00
030500 Lintasan Rata Awam (KTMB)				
40000 Pemberian dan Kenaan Bayaran Tetap	5,757,400	5,757,400	5,757,390.00	99.99
Jumlah 030500	5,757,400	5,757,400	5,757,390.00	99.99
030600 Maintenance, Repair and Overhaul (KTMB)				
20000 Perkhidmatan dan Bekalan	66,720,000	63,000,000	63,000,000.00	100.00
Jumlah 030600	66,720,000	63,000,000	63,000,000.00	100.00
030700 Institut Hal Ehwal Maritim (MIMA)				
40000 Pemberian dan Kenaan Bayaran Tetap	3,500,300	3,500,300	3,500,300.00	100.00
Jumlah 030700	3,500,300	3,500,300	3,500,300.00	100.00
030800 Malaysian Institute of Road Safety Research (MIROS)				
40000 Pemberian dan Kenaan Bayaran Tetap	16,222,100	16,222,100	16,222,100.00	100.00
Jumlah 030800	16,222,100	16,222,100	16,222,100.00	100.00
030900 Penyelenggaraan Kenderaan Penguatkuasa JPJ				
20000 Perkhidmatan dan Bekalan	4,963,700	4,822,316	4,821,103.92	99.97
Jumlah 030900	4,963,700	4,822,316	4,821,103.92	99.97
031000 Penyelenggaraan Bangunan JPJ				
20000 Perkhidmatan dan Bekalan	5,170,000	5,136,732	5,116,036.68	99.60
Jumlah 031000	5,170,000	5,136,732	5,116,036.68	99.60
031100 Penganjuran LIMA 2019				
10000 Emolumen	13,400	22,865	22,864.35	99.99
20000 Perkhidmatan dan Bekalan	10,786,900	5,533,502	5,533,477.23	99.99
Jumlah 031100	10,800,300	5,556,367	5,556,341.58	99.99
031200 Pampasan AES/AwAS				
50000 Perbelanjaan-perbelanjaan Lain	200,000,000	200,000,000	200,000,000.00	100.00
Jumlah 031200	200,000,000	200,000,000	200,000,000.00	100.00
<i>Emolumen</i>	13,400	22,865	22,864.35	99.99
<i>Perkhidmatan dan Bekalan</i>	92,181,800	81,176,306	80,988,719.22	99.77
<i>Pemberian dan Kenaan Bayaran Tetap</i>	300,479,800	310,252,243	310,252,232.36	99.99
<i>Perbelanjaan-perbelanjaan Lain</i>	200,000,000	200,000,000	200,000,000.00	100.00
Jumlah 030000	592,675,000	591,451,414	591,263,815.93	99.97

(disambung...)

Nota: \*B28 – Program/Aktiviti - 020700- Peruntukan sebanyak RM 50 yang akan dibentangkan dalam Sesi Parlimen 2020 telah dimasukkan kira sebagai pendahuluan.

## Penyata Perbelanjaan Mengurus bagi tahun berakhir 31 Disember 2019

(sambungan)

Maksud Perbelanjaan	Anggaran		Sebenar	
	Asal	Dipinda	Amaun	Prestasi
<b>PERBELANJAAN BEKALAN – (SAMB.)</b>				
<b>B.28 KEMENTERIAN PENGANGKUTAN – (SAMB.)</b>				
<i>Jumlah Emolumen</i>	480,062,100	492,124,304	491,230,963.69	99.82
<i>Jumlah Perkhidmatan dan Bekalan</i>	534,257,800	475,771,275	463,300,124.60	97.38
<i>Jumlah Aset</i>	10,106,500	4,853,900	4,794,702.60	98.78
<i>Jumlah Pemberian dan Kenaan Bayaran Tetap</i>	525,491,900	577,180,536	575,829,434.95	99.77
<i>Jumlah Perbelanjaan-perbelanjaan Lain</i>	200,025,000	200,013,335	200,013,324.99	99.99
<b>JUMLAH KEMENTERIAN PENGANGKUTAN</b>	<b>1,749,943,300</b>	<b>1,749,943,350</b>	<b>1,735,168,550.83</b>	<b>99.16</b>
<b>B.30 KEMENTERIAN TENAGA, SAINS, TEKNOLOGI, ALAM SEKITAR DAN PERUBAHAN IKLIM</b>				
010000 PENGURUSAN KEMENTERIAN				
010100 Pengurusan Am				
10000 Emolumen	20,629,700	20,950,068	20,856,824.00	99.55
20000 Perkhidmatan dan Bekalan	27,165,200	19,495,680	14,100,936.70	72.33
30000 Aset	3,000	2,248,520	1,228,506.84	54.64
40000 Pemberian dan Kenaan Bayaran Tetap	1,069,800	13,220,521	13,132,717.90	99.34
<b>Jumlah 010100</b>	<b>48,867,700</b>	<b>55,914,789</b>	<b>49,318,985.44</b>	<b>88.20</b>
010200 Perancangan Strategik				
10000 Emolumen	7,016,500	6,636,732	6,131,621.61	92.39
20000 Perkhidmatan dan Bekalan	3,305,300	3,316,645	1,986,800.67	59.90
30000 Aset	-	1,214,180	1,203,317.91	99.11
40000 Pemberian dan Kenaan Bayaran Tetap	1,167,000	1,175,215	1,175,215.00	100.00
<b>Jumlah 010200</b>	<b>11,488,800</b>	<b>12,342,772</b>	<b>10,496,955.19</b>	<b>85.05</b>
010300 Pengurusan Dasar Sektor				
10000 Emolumen	6,129,700	5,491,557	4,747,017.01	86.44
20000 Perkhidmatan dan Bekalan	5,606,900	3,107,258	991,891.88	31.92
30000 Aset	-	82,500	82,500.00	100.00
40000 Pemberian dan Kenaan Bayaran Tetap	19,330,300	30,649,432	30,049,957.45	98.04
<b>Jumlah 010300</b>	<b>31,066,900</b>	<b>39,330,747</b>	<b>35,871,366.34</b>	<b>91.20</b>
<i>Emolumen</i>	33,775,900	33,078,357	31,735,462.62	95.94
<i>Perkhidmatan dan Bekalan</i>	36,077,400	25,919,583	17,079,629.25	65.89
<i>Aset</i>	3,000	3,545,200	2,514,324.75	70.92
<i>Pemberian dan Kenaan Bayaran Tetap</i>	21,567,100	45,045,168	44,357,890.35	98.47
<b>Jumlah 010000</b>	<b>91,423,400</b>	<b>107,588,308</b>	<b>95,687,306.97</b>	<b>88.94</b>
020000 PEMBANGUNAN TENAGA				
020100 Pengurusan Tenaga				
10000 Emolumen	5,234,900	5,234,900	4,681,402.32	89.43
20000 Perkhidmatan dan Bekalan	1,132,900	1,132,900	551,836.15	48.71
<b>Jumlah 020100</b>	<b>6,367,800</b>	<b>6,367,800</b>	<b>5,233,238.47</b>	<b>82.18</b>
<i>Emolumen</i>	5,234,900	5,234,900	4,681,402.32	89.43
<i>Perkhidmatan dan Bekalan</i>	1,132,900	1,132,900	551,836.15	48.71
<b>Jumlah 020000</b>	<b>6,367,800</b>	<b>6,367,800</b>	<b>5,233,238.47</b>	<b>82.18</b>
030000 PERKHIDMATAN SAINS DAN TEKNOLOGI				
030100 Kimia				
10000 Emolumen	70,176,800	71,305,346	71,302,324.58	99.99
20000 Perkhidmatan dan Bekalan	37,320,000	40,334,526	39,789,381.32	98.65
30000 Aset	-	3,798,570	3,061,211.18	80.59
40000 Pemberian dan Kenaan Bayaran Tetap	54,200	95,000	80,901.72	85.16
50000 Perbelanjaan-perbelanjaan Lain	2,600	2,600	-	-
<b>Jumlah 030100</b>	<b>107,553,600</b>	<b>115,536,042</b>	<b>114,233,818.80</b>	<b>98.87</b>
030200 Meteorologi				
10000 Emolumen	51,650,000	51,390,000	50,864,355.43	98.98
20000 Perkhidmatan dan Bekalan	34,951,000	34,837,530	28,773,663.13	82.59
30000 Aset	-	789,200	701,508.88	88.89
40000 Pemberian dan Kenaan Bayaran Tetap	1,070,000	1,070,000	1,063,106.53	99.36
50000 Perbelanjaan-perbelanjaan Lain	500	2,670	2,665.40	99.83
<b>Jumlah 030200</b>	<b>87,671,500</b>	<b>88,089,400</b>	<b>81,405,299.37</b>	<b>92.41</b>

(disambung...)

## Penyata Perbelanjaan Mengurus bagi tahun berakhir 31 Disember 2019

(sambungan)

Maksud Perbelanjaan	Anggaran		Sebenar	
	Asal	Dipinda	Amaun	Prestasi
	RM	RM	RM	%
<b>PERBELANJAAN BEKALAN – (SAMB.)</b>				
<b>B.30 KEMENTERIAN TENAGA, SAINS, TEKNOLOGI, ALAM SEKITAR DAN PERUBAHAN IKLIM – (SAMB.)</b>				
030000 PERKHIDMATAN SAINS DAN TEKNOLOGI – (SAMB.)				
030300 Lembaga Perlesenan Tenaga Atom				
10000 Emolumen	10,886,300	10,886,300	10,818,838.85	99.38
20000 Perkhidmatan dan Bekalan	6,494,900	5,800,541	5,595,784.51	96.47
30000 Aset	–	1,450,559	1,327,154.92	91.49
40000 Pemberian dan Kenaan Bayaran Tetap	1,600	6,100	6,100.00	100.00
50000 Perbelanjaan-perbelanjaan Lain	120,000	120,400	120,334.70	99.95
Jumlah 030300	17,502,800	18,263,900	17,868,212.98	97.83
030400 Planetarium Negara dan Pusat Sains Negara				
10000 Emolumen	8,039,500	8,194,586	8,087,979.87	98.70
20000 Perkhidmatan dan Bekalan	10,221,400	9,535,987	9,053,822.25	94.94
30000 Aset	–	374,553	318,804.20	85.12
40000 Pemberian dan Kenaan Bayaran Tetap	–	472,160	471,980.00	99.96
Jumlah 030400	18,260,900	18,577,286	17,932,586.32	96.53
030500 Akademi Sains Malaysia				
40000 Pemberian dan Kenaan Bayaran Tetap	8,000,000	8,500,000	8,500,000.00	100.00
Jumlah 030500	8,000,000	8,500,000	8,500,000.00	100.00
<i>Emolumen</i>	140,752,600	141,776,232	141,073,498.73	99.50
<i>Perkhidmatan dan Bekalan</i>	88,987,300	90,508,584	83,212,651.21	91.94
<i>Aset</i>	–	6,412,882	5,408,679.18	84.34
<i>Pemberian dan Kenaan Bayaran Tetap</i>	9,125,800	10,143,260	10,122,088.25	99.79
<i>Perbelanjaan-perbelanjaan Lain</i>	123,100	125,670	123,000.10	97.88
Jumlah 030000	238,988,800	248,966,628	239,939,917.47	96.37
040000 PEMBANGUNAN SAINS, TEKNOLOGI DAN INOVASI DAN PENGKOMERSIALAN				
040100 Dana dan Pengkomersialan				
10000 Emolumen	4,014,700	4,671,200	4,391,843.88	94.02
20000 Perkhidmatan dan Bekalan	2,766,600	1,244,389	504,269.46	40.52
Jumlah 040100	6,781,300	5,915,589	4,896,113.34	82.77
040200 Pengurusan Teknologi Hijau				
10000 Emolumen	1,751,200	1,669,200	1,124,612.84	67.37
20000 Perkhidmatan dan Bekalan	235,500	235,500	24,778.61	10.52
40000 Pemberian dan Kenaan Bayaran Tetap	500,000	500,000	299,591.97	59.92
Jumlah 040200	2,486,700	2,404,700	1,448,983.42	60.26
040300 Agensi Nuklear Malaysia				
10000 Emolumen	58,863,900	57,840,268	55,511,176.16	95.97
20000 Perkhidmatan dan Bekalan	17,919,600	17,759,180	16,360,012.64	92.12
30000 Aset	–	2,363,000	1,820,166.00	77.03
40000 Pemberian dan Kenaan Bayaran Tetap	8,011,000	8,381,420	8,381,410.64	99.99
50000 Perbelanjaan-perbelanjaan Lain	1,000	1,000	729.47	72.95
Jumlah 040300	84,795,500	86,344,868	82,073,494.91	95.05
040400 Agensi Angkasa Negara				
10000 Emolumen	6,125,100	6,125,100	5,686,131.65	92.83
20000 Perkhidmatan dan Bekalan	7,733,700	6,602,700	6,190,561.17	93.76
30000 Aset	–	1,552,000	1,521,303.35	98.02
40000 Pemberian dan Kenaan Bayaran Tetap	55,000	55,000	34,817.50	63.30
50000 Perbelanjaan-perbelanjaan Lain	3,000	3,000	3,000.00	100.00
Jumlah 040400	13,916,800	14,337,800	13,435,813.67	93.71
040500 Agensi Remote Sensing Malaysia				
10000 Emolumen	14,517,000	14,517,000	14,481,118.17	99.75
20000 Perkhidmatan dan Bekalan	23,275,500	27,891,530	26,938,902.23	96.58
30000 Aset	–	738,170	674,584.00	91.39
40000 Pemberian dan Kenaan Bayaran Tetap	5,500	5,500	5,500.00	100.00
50000 Perbelanjaan-perbelanjaan Lain	–	2,100	2,065.00	98.33
Jumlah 040500	37,798,000	43,154,300	42,102,169.40	97.56

(disambung...)

## Penyata Perbelanjaan Mengurus bagi tahun berakhir 31 Disember 2019

(sambungan)

Maksud Perbelanjaan	Anggaran		Sebenar	
	Asal	Dipinda	Amaun	Prestasi
	RM	RM	RM	%
<b>PERBELANJAAN BEKALAN – (SAMB.)</b>				
<b>B.30 KEMENTERIAN TENAGA, SAINS, TEKNOLOGI, ALAM SEKITAR DAN PERUBAHAN IKLIM – (SAMB.)</b>				
040000 PEMBANGUNAN SAINS, TEKNOLOGI DAN INOVASI DAN PENGKOMERSIALAN – (SAMB.)				
<i>Emolumen</i>	85,271,900	84,822,768	81,194,882.70	95.72
<i>Perkhidmatan dan Bekalan</i>	51,930,900	53,733,299	50,018,524.11	93.09
<i>Aset</i>	–	4,653,170	4,016,053.35	86.31
<i>Pemberian dan Kenaan Bayaran Tetap</i>	8,571,500	8,941,920	8,721,320.11	97.53
<i>Perbelanjaan-perbelanjaan Lain</i>	4,000	6,100	5,794.47	94.99
<i>Jumlah 040000</i>	145,778,300	152,157,257	143,956,574.74	94.61
050000 PENGURUSAN ALAM SEKITAR DAN PERUBAHAN IKLIM				
050100 Pengurusan Alam Sekitar				
10000 <i>Emolumen</i>	1,816,600	2,454,743	2,449,828.90	99.80
20000 <i>Perkhidmatan dan Bekalan</i>	387,600	280,500	214,068.88	76.32
40000 <i>Pemberian dan Kenaan Bayaran Tetap</i>	813,600	2,912,200	2,609,511.41	89.61
<i>Jumlah 050100</i>	3,017,800	5,647,443	5,273,409.19	93.38
050200 Alam Sekitar				
10000 <i>Emolumen</i>	89,877,300	89,877,300	86,702,216.08	96.47
20000 <i>Perkhidmatan dan Bekalan</i>	24,999,600	25,538,100	24,336,556.40	95.30
30000 <i>Aset</i>	–	11,268,500	8,928,500.00	79.23
40000 <i>Pemberian dan Kenaan Bayaran Tetap</i>	820,300	1,220,300	1,211,389.42	99.27
<i>Jumlah 050200</i>	115,697,200	127,904,200	121,178,661.90	94.74
<i>Emolumen</i>	91,693,900	92,332,043	89,152,044.98	96.56
<i>Perkhidmatan dan Bekalan</i>	25,387,200	25,818,600	24,550,625.28	95.09
<i>Aset</i>	–	11,268,500	8,928,500.00	79.23
<i>Pemberian dan Kenaan Bayaran Tetap</i>	1,633,900	4,132,500	3,820,900.83	92.46
<i>Jumlah 050000</i>	118,715,000	133,551,643	126,452,071.09	94.68
060000 PROGRAM KHUSUS				
060100 Bertugas Ke Luar Negara				
20000 <i>Perkhidmatan dan Bekalan</i>	1,845,000	1,845,000	1,715,438.37	92.98
<i>Jumlah 060100</i>	1,845,000	1,845,000	1,715,438.37	92.98
060200 Kakitangan Kontrak/Sambilan				
20000 <i>Perkhidmatan dan Bekalan</i>	1,972,400	1,972,400	1,316,212.22	66.73
<i>Jumlah 060200</i>	1,972,400	1,972,400	1,316,212.22	66.73
060300 <i>Malaysian Green Technology Corporation (MGTC)</i>				
40000 <i>Pemberian dan Kenaan Bayaran Tetap</i>	4,500,000	4,500,000	4,500,000.00	100.00
<i>Jumlah 060300</i>	4,500,000	4,500,000	4,500,000.00	100.00
060400 <i>International Greentech and Eco Products Exhibition and Conference Malaysia</i>				
20000 <i>Perkhidmatan dan Bekalan</i>	500,000	44,031	–	–
40000 <i>Pemberian dan Kenaan Bayaran Tetap</i>	–	455,969	455,969.00	100.00
<i>Jumlah 060400</i>	500,000	500,000	455,969.00	91.19
060500 <i>My Suria</i>				
40000 <i>Pemberian dan Kenaan Bayaran Tetap</i>	1,135,000	1,135,000	1,100,000.00	96.92
<i>Jumlah 060500</i>	1,135,000	1,135,000	1,100,000.00	96.92
060600 Subsidi Bil Elektrik				
40000 <i>Pemberian dan Kenaan Bayaran Tetap</i>	140,000,000	92,641,664	65,139,513.97	70.31
<i>Jumlah 060600</i>	140,000,000	92,641,664	65,139,513.97	70.31
<i>Perkhidmatan dan Bekalan</i>	4,317,400	3,861,431	3,031,650.59	78.51
<i>Pemberian dan Kenaan Bayaran Tetap</i>	145,635,000	98,732,633	71,195,482.97	72.11
<i>Jumlah 060000</i>	149,952,400	102,594,064	74,227,133.56	72.35
<i>Jumlah Emolumen</i>	356,729,200	357,244,300	347,837,291.35	97.37
<i>Jumlah Perkhidmatan dan Bekalan</i>	207,833,100	200,974,397	178,444,916.59	88.79
<i>Jumlah Aset</i>	3,000	25,879,752	20,867,557.28	80.63
<i>Jumlah Pemberian dan Kenaan Bayaran Tetap</i>	186,533,300	166,995,481	138,217,682.51	82.77
<i>Jumlah Perbelanjaan-perbelanjaan Lain</i>	127,100	131,770	128,794.57	97.74
<b>JUMLAH KEMENTERIAN TENAGA, SAINS, TEKNOLOGI, ALAM SEKITAR DAN PERUBAHAN IKLIM</b>	751,225,700	751,225,700	685,496,242.30	91.25

(disambung...)

## Penyata Perbelanjaan Mengurus bagi tahun berakhir 31 Disember 2019

(sambungan)

Maksud Perbelanjaan	Anggaran		Sebenar	
	Asal	Dipinda	Amaun	Prestasi
	RM	RM	RM	%
<b>PERBELANJAAN BEKALAN – (SAMB.)</b>				
<b>B.31 KEMENTERIAN PELANCONGAN, SENI DAN BUDAYA</b>				
010000 PENGURUSAN KEMENTERIAN				
010100 Pengurusan Am				
10000 Emolumen	6,019,600	6,524,200	6,485,626.49	99.41
20000 Perkhidmatan dan Bekalan	2,022,400	1,987,958	1,939,632.57	97.57
Jumlah 010100	8,042,000	8,512,158	8,425,259.06	98.98
010200 Kewangan				
10000 Emolumen	1,848,000	1,890,000	1,843,724.80	97.55
20000 Perkhidmatan dan Bekalan	4,370,000	4,044,424	3,216,228.10	79.52
30000 Aset	200,000	1,067,832	859,589.00	80.50
40000 Pemberian dan Kenaan Bayaran Tetap	200,000	7,329,339	4,111,402.00	56.10
Jumlah 010200	6,618,000	14,331,595	10,030,943.90	69.99
010300 Pentadbiran				
10000 Emolumen	1,307,600	1,331,500	1,326,465.42	99.62
20000 Perkhidmatan dan Bekalan	18,495,200	19,320,508	17,336,302.95	89.73
Jumlah 010300	19,802,800	20,652,008	18,662,768.37	90.37
010400 Akaun				
10000 Emolumen	1,434,300	1,497,900	1,497,670.35	99.98
20000 Perkhidmatan dan Bekalan	134,500	107,713	77,744.20	72.18
30000 Aset	–	353,260	34,393.80	9.74
50000 Perbelanjaan-perbelanjaan Lain	3,000	9,100	8,902.09	97.83
Jumlah 010400	1,571,800	1,967,973	1,618,710.44	82.25
010500 Pembangunan Prasarana				
10000 Emolumen	1,870,200	2,009,200	1,988,726.10	98.98
20000 Perkhidmatan dan Bekalan	378,000	418,198	411,886.60	98.49
Jumlah 010500	2,248,200	2,427,398	2,400,612.70	98.90
010600 Pengurusan Sumber Manusia				
10000 Emolumen	2,151,300	2,245,798	2,239,942.72	99.74
20000 Perkhidmatan dan Bekalan	2,534,500	1,431,351	1,355,844.44	94.72
40000 Pemberian dan Kenaan Bayaran Tetap	64,500	64,500	54,735.02	84.86
Jumlah 010600	4,750,300	3,741,649	3,650,522.18	97.56
010700 Pengurusan Maklumat				
10000 Emolumen	1,161,900	1,171,900	1,150,851.49	98.20
20000 Perkhidmatan dan Bekalan	3,373,100	2,797,456	2,622,511.49	93.75
Jumlah 010700	4,535,000	3,969,356	3,773,362.98	95.06
010800 Pejabat Kementerian Pelancongan dan Kebudayaan Negeri				
10000 Emolumen	10,774,100	10,862,600	10,226,946.86	94.15
20000 Perkhidmatan dan Bekalan	12,161,800	10,043,144	8,881,197.24	88.43
50000 Perbelanjaan-perbelanjaan Lain	1,800	1,800	–	–
Jumlah 010800	22,937,700	20,907,544	19,108,144.10	91.39
Emolumen	26,567,000	27,533,098	26,759,954.23	97.19
Perkhidmatan dan Bekalan	43,469,500	40,150,752	35,841,347.59	89.27
Aset	200,000	1,421,092	893,982.80	62.91
Pemberian dan Kenaan Bayaran Tetap	264,500	7,393,839	4,166,137.02	56.35
Perbelanjaan-perbelanjaan Lain	4,800	10,900	8,902.09	81.67
Jumlah 010000	70,505,800	76,509,681	67,670,323.73	88.45
020000 PEMBANGUNAN DAN PROMOSI PELANCONGAN				
020100 Dasar Pelancongan dan Hubungan Antarabangsa				
10000 Emolumen	1,737,800	1,748,800	1,674,987.32	95.78
20000 Perkhidmatan dan Bekalan	2,996,000	4,073,193	2,855,370.98	70.10
40000 Pemberian dan Kenaan Bayaran Tetap	9,200,000	10,359,900	10,278,657.14	99.22
Jumlah 020100	13,933,800	16,181,893	14,809,015.44	91.52
020200 Pusat Malaysia Rumah Kedua Ku				
10000 Emolumen	876,400	939,800	938,071.61	99.82
20000 Perkhidmatan dan Bekalan	577,000	612,000	571,937.94	93.45
30000 Aset	10,000	10,000	6,970.00	69.70
40000 Pemberian dan Kenaan Bayaran Tetap	35,000	35,000	–	–
Jumlah 020200	1,498,400	1,596,800	1,516,979.55	95.00

(disambung...)

## Penyata Perbelanjaan Mengurus bagi tahun berakhir 31 Disember 2019

(sambungan)

Maksud Perbelanjaan	Anggaran		Sebenar	
	Asal	Dipinda	Amaun	Prestasi
	RM	RM	RM	%
<b>PERBELANJAAN BEKALAN – (SAMB.)</b>				
<b>B.31 KEMENTERIAN PELANCONGAN, SENI DAN BUDAYA – (SAMB.)</b>				
020000 PEMBANGUNAN DAN PROMOSI PELANCONGAN – (SAMB.)				
020300 Pelesenan Pelancongan				
10000 Emolumen	3,070,900	3,099,900	2,956,728.14	95.38
20000 Perkhidmatan dan Bekalan	1,723,500	1,548,500	1,504,425.30	97.15
30000 Aset	73,600	73,600	33,170.00	45.07
Jumlah 020300	4,868,000	4,722,000	4,494,323.44	95.18
020400 Pembangunan Industri				
10000 Emolumen	1,947,200	1,980,100	1,924,229.74	97.18
20000 Perkhidmatan dan Bekalan	4,016,300	3,836,014	3,457,386.31	90.13
40000 Pemberian dan Kenaan Bayaran Tetap	1,500,000	715,200	713,450.00	99.76
Jumlah 020400	7,463,500	6,531,314	6,095,066.05	93.32
020500 Pusat Pelancongan Malaysia				
10000 Emolumen	1,872,700	1,887,200	1,435,885.77	76.09
20000 Perkhidmatan dan Bekalan	6,127,300	6,011,142	5,441,542.31	90.52
30000 Aset	–	55,000	54,008.00	98.20
Jumlah 020500	8,000,000	7,953,342	6,931,436.08	87.15
020600 Lembaga Penggalakan Pelancongan Malaysia (LPPM)				
40000 Pemberian dan Kenaan Bayaran Tetap	190,000,000	190,000,000	190,000,000.00	100.00
Jumlah 020600	190,000,000	190,000,000	190,000,000.00	100.00
<i>Emolumen</i>	9,505,000	9,655,800	8,929,902.58	92.48
<i>Perkhidmatan dan Bekalan</i>	15,440,100	16,080,849	13,830,662.84	86.01
<i>Aset</i>	83,600	138,600	94,148.00	67.93
<i>Pemberian dan Kenaan Bayaran Tetap</i>	200,735,000	201,110,100	200,992,107.14	99.94
<i>Jumlah 020000</i>	225,763,700	226,985,349	223,846,820.56	98.62
030000 PEMBANGUNAN DAN PROMOSI KEBUDAYAAN				
030100 Dasar dan Perancangan Strategik				
10000 Emolumen	1,542,000	1,687,500	1,682,912.95	99.73
20000 Perkhidmatan dan Bekalan	458,500	471,750	428,060.30	90.74
Jumlah 030100	2,000,500	2,159,250	2,110,973.25	97.76
030200 Hubungan Antarabangsa Kebudayaan				
10000 Emolumen	933,500	935,600	727,270.15	77.73
20000 Perkhidmatan dan Bekalan	1,546,400	471,210	368,499.53	78.20
40000 Pemberian dan Kenaan Bayaran Tetap	70,000	1,688,000	1,612,214.02	95.51
Jumlah 030200	2,549,900	3,094,810	2,707,983.70	87.50
030300 Pengurusan Acara				
10000 Emolumen	1,041,000	1,050,000	966,791.80	92.08
20000 Perkhidmatan dan Bekalan	254,900	238,838	185,144.30	77.52
40000 Pemberian dan Kenaan Bayaran Tetap	400,000	–	–	–
Jumlah 030300	1,695,900	1,288,838	1,151,936.10	89.38
030400 Muzium				
10000 Emolumen	22,542,600	21,269,102	20,660,801.00	97.14
20000 Perkhidmatan dan Bekalan	23,140,000	19,321,000	17,778,651.51	92.02
30000 Aset	–	800,000	541,601.00	67.70
40000 Pemberian dan Kenaan Bayaran Tetap	800,000	800,000	800,000.00	100.00
Jumlah 030400	46,482,600	42,190,102	39,781,053.51	94.29
030500 Warisan Negara				
10000 Emolumen	11,152,800	11,152,800	9,796,832.97	87.84
20000 Perkhidmatan dan Bekalan	12,529,600	8,536,900	6,753,335.46	79.11
30000 Aset	–	440,000	59,198.00	13.45
Jumlah 030500	23,682,400	20,129,700	16,609,366.43	82.51
030600 Kebudayaan dan Kesenian				
10000 Emolumen	19,745,800	19,883,264	19,846,342.08	99.81
20000 Perkhidmatan dan Bekalan	25,915,800	24,291,320	23,895,460.28	98.37
30000 Aset	–	350,000	349,996.50	99.99
40000 Pemberian dan Kenaan Bayaran Tetap	2,410,000	2,410,000	2,254,405.70	93.54
Jumlah 030600	48,071,600	46,934,584	46,346,204.56	98.75

(disambung...)

## Penyata Perbelanjaan Mengurus bagi tahun berakhir 31 Disember 2019

(sambungan)

Maksud Perbelanjaan	Anggaran		Sebenar	
	Asal	Dipinda	Amaun	Prestasi
	RM	RM	RM	%
<b>PERBELANJAAN BEKALAN – (SAMB.)</b>				
<b>B.31 KEMENTERIAN PELANCONGAN, SENI DAN BUDAYA – (SAMB.)</b>				
030000 PEMBANGUNAN DAN PROMOSI KEBUDAYAAN – (SAMB.)				
030700 Istana Budaya				
10000 Emolumen	19,351,800	19,351,800	18,893,106.84	97.63
20000 Perkhidmatan dan Bekalan	13,322,000	13,238,480	12,889,877.54	97.37
30000 Aset	2,000,000	2,000,000	1,997,967.00	99.90
40000 Pemberian dan Kenaan Bayaran Tetap	326,200	326,200	193,997.84	59.47
Jumlah 030700	35,000,000	34,916,480	33,974,949.22	97.30
030800 Lembaga Pembangunan Seni Visual Negara				
40000 Pemberian dan Kenaan Bayaran Tetap	15,000,000	15,000,000	15,000,000.00	100.00
Jumlah 030800	15,000,000	15,000,000	15,000,000.00	100.00
030900 Perbadanan Kemajuan Kraftangan Malaysia				
40000 Pemberian dan Kenaan Bayaran Tetap	56,300,000	56,300,000	56,300,000.00	100.00
Jumlah 030900	56,300,000	56,300,000	56,300,000.00	100.00
031000 Akademi Seni Budaya dan Warisan Kebangsaan (ASWARA)				
40000 Pemberian dan Kenaan Bayaran Tetap	26,000,000	26,000,000	26,000,000.00	100.00
Jumlah 031000	26,000,000	26,000,000	26,000,000.00	100.00
031100 Perpustakaan Negara				
10000 Emolumen	24,500,000	24,688,800	24,688,669.86	99.99
20000 Perkhidmatan dan Bekalan	20,031,500	20,052,290	19,972,046.82	99.60
30000 Aset	1,200,000	1,200,000	1,199,992.86	99.99
40000 Pemberian dan Kenaan Bayaran Tetap	1,050,000	803,000	790,175.50	98.40
50000 Perbelanjaan-perbelanjaan Lain	2,500	2,500	1,910.00	76.40
Jumlah 031100	46,784,000	46,746,590	46,652,795.04	99.80
031200 Arkib Negara				
10000 Emolumen	28,540,100	28,237,636	26,256,559.01	92.98
20000 Perkhidmatan dan Bekalan	16,510,900	16,804,380	16,372,414.12	97.43
30000 Aset	10,000	100,000	99,665.00	99.67
40000 Pemberian dan Kenaan Bayaran Tetap	3,000	3,000	3,000.00	100.00
50000 Perbelanjaan-perbelanjaan Lain	36,000	36,000	35,581.72	98.84
Jumlah 031200	45,100,000	45,181,016	42,767,219.85	94.66
<i>Emolumen</i>	129,349,600	128,256,502	123,519,286.66	96.31
<i>Perkhidmatan dan Bekalan</i>	113,709,600	103,426,168	98,643,489.86	95.38
<i>Aset</i>	3,210,000	4,890,000	4,248,420.36	86.88
<i>Pemberian dan Kenaan Bayaran Tetap</i>	102,359,200	103,330,200	102,953,793.06	99.64
<i>Perbelanjaan-perbelanjaan Lain</i>	38,500	38,500	37,491.72	97.38
Jumlah 030000	348,666,900	339,941,370	329,402,481.66	96.90
040000 PROGRAM KHUSUS				
040100 Bertugas ke Luar Negara				
20000 Perkhidmatan dan Bekalan	2,000,000	2,674,000	2,341,646.17	87.57
40000 Pemberian dan Kenaan Bayaran Tetap	1,000,000	1,826,000	1,781,298.60	97.55
Jumlah 040100	3,000,000	4,500,000	4,122,944.77	91.62
040200 Emolumen Kakitangan Kontrak				
20000 Perkhidmatan dan Bekalan	12,931,000	12,931,000	9,435,682.29	72.97
Jumlah 040200	12,931,000	12,931,000	9,435,682.29	72.97
040300 Program Penggalakan Pemasaran, Promosi dan Acara-Acara Pelancongan, Seni dan Budaya				
20000 Perkhidmatan dan Bekalan	85,000,000	18,561,514	17,890,497.82	96.38
40000 Pemberian dan Kenaan Bayaran Tetap	70,000,000	136,438,486	135,496,285.50	99.31
Jumlah 040300	155,000,000	155,000,000	153,386,783.32	98.96
040400 Perpustakaan Desa				
20000 Perkhidmatan dan Bekalan	38,100,000	34,028,300	33,721,870.45	99.10
30000 Aset	2,000,000	2,000,000	1,949,591.95	97.48
40000 Pemberian dan Kenaan Bayaran Tetap	2,250,000	6,321,700	6,321,439.44	99.99
Jumlah 040400	42,350,000	42,350,000	41,992,901.84	99.16

(disambung...)

## Penyata Perbelanjaan Mengurus bagi tahun berakhir 31 Disember 2019

(sambungan)

Maksud Perbelanjaan	Anggaran		Sebenar	
	Asal	Dipinda	Amaun	Prestasi
	RM	RM	RM	%
<b>PERBELANJAAN BEKALAN – (SAMB.)</b>				
<b>B.31 KEMENTERIAN PELANCONGAN, SENI DAN BUDAYA – (SAMB.)</b>				
040000 PROGRAM KHUSUS – (SAMB.)				
Perkhidmatan dan Bekalan	138,031,000	68,194,814	63,389,696.73	92.95
Aset	2,000,000	2,000,000	1,949,591.95	97.48
Pemberian dan Kenaan Bayaran Tetap	73,250,000	144,586,186	143,599,023.54	99.32
Jumlah 040000	213,281,000	214,781,000	208,938,312.22	97.28
Jumlah Emolumen	165,421,600	165,445,400	159,209,143.47	96.23
Jumlah Perkhidmatan dan Bekalan	310,650,200	227,852,583	211,705,197.02	92.91
Jumlah Aset	5,493,600	8,449,692	7,186,143.11	85.05
Jumlah Pemberian dan Kenaan Bayaran Tetap	376,608,700	456,420,325	451,711,060.76	98.97
Jumlah Perbelanjaan-perbelanjaan Lain	43,300	49,400	46,393.81	93.91
<b>JUMLAH KEMENTERIAN PELANCONGAN, SENI DAN BUDAYA</b>	<b>858,217,400</b>	<b>858,217,400</b>	<b>829,857,938.17</b>	<b>96.70</b>
<b>B.32 KEMENTERIAN WILAYAH PERSEKUTUAN</b>				
010000 PENGURUSAN KEMENTERIAN				
010100 Pengurusan Am				
10000 Emolumen	22,774,000	23,570,000	23,449,611.84	99.49
20000 Perkhidmatan dan Bekalan	21,481,600	18,925,580	18,118,473.59	95.74
30000 Aset	40,000	775,420	711,674.87	91.78
40000 Pemberian dan Kenaan Bayaran Tetap	665,000	1,531,800	1,489,423.97	97.23
50000 Perbelanjaan-perbelanjaan Lain	400	4,500	3,182.48	70.72
Jumlah 010100	44,961,000	44,807,300	43,772,366.75	97.69
Emolumen	22,774,000	23,570,000	23,449,611.84	99.49
Perkhidmatan dan Bekalan	21,481,600	18,925,580	18,118,473.59	95.74
Aset	40,000	775,420	711,674.87	91.78
Pemberian dan Kenaan Bayaran Tetap	665,000	1,531,800	1,489,423.97	97.23
Perbelanjaan-perbelanjaan Lain	400	4,500	3,182.48	70.72
Jumlah 010000	44,961,000	44,807,300	43,772,366.75	97.69
020000 PEMBANGUNAN KOMUNITI DAN KESEJAHTERAAN BANDAR				
020100 Sosioekonomi				
20000 Perkhidmatan dan Bekalan	147,600	67,600	57,791.00	85.49
40000 Pemberian dan Kenaan Bayaran Tetap	4,952,400	4,952,400	4,940,600.00	99.76
Jumlah 020100	5,100,000	5,020,000	4,998,391.00	99.57
020300 Perbadanan Putrajaya				
40000 Pemberian dan Kenaan Bayaran Tetap	80,000,000	81,350,000	81,350,000.00	100.00
Jumlah 020300	80,000,000	81,350,000	81,350,000.00	100.00
020400 Perbadanan Labuan				
40000 Pemberian dan Kenaan Bayaran Tetap	51,500,000	51,500,000	51,500,000.00	100.00
Jumlah 020400	51,500,000	51,500,000	51,500,000.00	100.00
020500 Majlis Sukan Wilayah Persekutuan				
40000 Pemberian dan Kenaan Bayaran Tetap	7,880,000	8,880,000	8,880,000.00	100.00
Jumlah 020500	7,880,000	8,880,000	8,880,000.00	100.00
020600 Kesejahteraan Bandar				
10000 Emolumen	10,275,000	567,900	–	–
20000 Perkhidmatan dan Bekalan	4,703,600	5,600	–	–
Jumlah 020600	14,978,600	573,500	–	–
020700 Perkhidmatan Perbandaran				
10000 Emolumen	3,867,800	267,900	–	–
20000 Perkhidmatan dan Bekalan	1,230,000	5,800	–	–
40000 Pemberian dan Kenaan Bayaran Tetap	5,730,000	–	–	–
Jumlah 020700	10,827,800	273,700	–	–
Emolumen	14,142,800	835,800	–	–
Perkhidmatan dan Bekalan	6,081,200	79,000	57,791.00	73.15
Pemberian dan Kenaan Bayaran Tetap	150,062,400	146,682,400	146,670,600.00	99.99
Jumlah 020000	170,286,400	147,597,200	146,728,391.00	99.41

(disambung...)

## Penyata Perbelanjaan Mengurus bagi tahun berakhir 31 Disember 2019

(sambungan)

Maksud Perbelanjaan	Anggaran		Sebenar	
	Asal	Dipinda	Amaun	Prestasi
	RM	RM	RM	%
<b>PERBELANJAAN BEKALAN – (SAMB.)</b>				
<b>B.32 KEMENTERIAN WILAYAH PERSEKUTUAN – (SAMB.)</b>				
030000 PERANCANGAN DAN PEMBANGUNAN				
030100 Perancangan dan Pembangunan				
20000 Perkhidmatan dan Bekalan	878,000	613,000	353,742.73	57.71
40000 Pemberian dan Kenaan Bayaran Tetap	8,100,000	13,476,400	12,973,166.10	96.27
Jumlah 030100	8,978,000	14,089,400	13,326,908.83	94.59
030200 Perbadanan Pembangunan Kampung Baru				
40000 Pemberian dan Kenaan Bayaran Tetap	4,195,600	4,195,600	4,195,600.00	100.00
Jumlah 030200	4,195,600	4,195,600	4,195,600.00	100.00
030300 Perancangan Bandar dan Desa				
10000 Emolumen	41,991,700	38,715,700	37,415,636.17	96.64
20000 Perkhidmatan dan Bekalan	19,007,300	15,741,980	15,249,744.55	96.87
30000 Aset	1,000	1,059,800	845,894.00	79.82
50000 Perbelanjaan-perbelanjaan Lain	–	36,220	36,220.00	100.00
Jumlah 030300	61,000,000	55,553,700	53,547,494.72	96.39
030400 Landskap Negara				
10000 Emolumen	10,679,900	9,779,500	9,557,383.01	97.73
20000 Perkhidmatan dan Bekalan	5,662,700	5,492,700	4,754,857.19	86.57
30000 Aset	12,000	12,000	9,800.00	81.67
40000 Pemberian dan Kenaan Bayaran Tetap	375,400	375,400	352,445.00	93.89
Jumlah 030400	16,730,000	15,659,600	14,674,485.20	93.71
030500 Pejabat Tanah dan Galian Wilayah Persekutuan				
10000 Emolumen	14,000,000	13,220,000	13,120,613.36	99.25
20000 Perkhidmatan dan Bekalan	5,413,500	5,238,500	5,003,607.99	95.52
30000 Aset	70,000	564,000	493,695.00	87.53
40000 Pemberian dan Kenaan Bayaran Tetap	16,500	16,500	8,069.55	48.91
Jumlah 030500	19,500,000	19,039,000	18,625,985.90	97.83
<i>Emolumen</i>	66,671,600	61,715,200	60,093,632.54	97.37
<i>Perkhidmatan dan Bekalan</i>	30,961,500	27,086,180	25,361,952.46	93.63
<i>Aset</i>	83,000	1,635,800	1,349,389.00	82.49
<i>Pemberian dan Kenaan Bayaran Tetap</i>	12,687,500	18,063,900	17,529,280.65	97.04
<i>Perbelanjaan-perbelanjaan Lain</i>	–	36,220	36,220.00	100.00
Jumlah 030000	110,403,600	108,537,300	104,370,474.65	96.16
040000 PROGRAM KHUSUS				
040100 Emolumen Kakitangan Kontrak				
20000 Perkhidmatan dan Bekalan	1,883,000	1,486,080	1,258,417.20	84.68
40000 Pemberian dan Kenaan Bayaran Tetap	1,558,000	1,558,000	1,558,000.00	100.00
Jumlah 040100	3,441,000	3,044,080	2,816,417.20	92.52
040200 Bertugas ke Luar Negara				
20000 Perkhidmatan dan Bekalan	75,000	221,920	65,934.89	29.71
Jumlah 040200	75,000	221,920	65,934.89	29.71
040400 Penyelenggaraan Bas Putrajaya				
40000 Pemberian dan Kenaan Bayaran Tetap	5,000,000	5,000,000	5,000,000.00	100.00
Jumlah 040400	5,000,000	5,000,000	5,000,000.00	100.00
040500 Penyelenggaraan Landskap				
40000 Pemberian dan Kenaan Bayaran Tetap	2,000,000	2,000,000	2,000,000.00	100.00
Jumlah 040500	2,000,000	2,000,000	2,000,000.00	100.00
<i>Perkhidmatan dan Bekalan</i>	1,958,000	1,708,000	1,324,352.09	77.54
<i>Pemberian dan Kenaan Bayaran Tetap</i>	8,558,000	8,558,000	8,558,000.00	100.00
Jumlah 040000	10,516,000	10,266,000	9,882,352.09	96.26
050000 "ONE-OFF"				
050100 Diskaun Tambang Feri Penumpang				
40000 Pemberian dan Kenaan Bayaran Tetap	9,000,000	9,000,000	9,000,000.00	100.00
Jumlah 050100	9,000,000	9,000,000	9,000,000.00	100.00
<i>Pemberian dan Kenaan Bayaran Tetap</i>	9,000,000	9,000,000	9,000,000.00	100.00
Jumlah 050000	9,000,000	9,000,000	9,000,000.00	100.00

(disambung...)

## Penyata Perbelanjaan Mengurus bagi tahun berakhir 31 Disember 2019

(sambungan)

Maksud Perbelanjaan	Anggaran		Sebenar	
	Asal	Dipinda	Amaun	Prestasi
	RM	RM	RM	%
<b>PERBELANJAAN BEKALAN – (SAMB.)</b>				
<b>B.32 KEMENTERIAN WILAYAH PERSEKUTUAN – (SAMB.)</b>				
050000 "ONE-OFF" – (SAMB.)				
Jumlah Emolumen	103,588,400	86,121,000	83,543,244.38	97.01
Jumlah Perkhidmatan dan Bekalan	60,482,300	47,798,760	44,862,569.14	93.86
Jumlah Aset	123,000	2,411,220	2,061,063.87	85.48
Jumlah Pemberian dan Kenaan Bayaran Tetap	180,972,900	183,836,100	183,247,304.62	99.68
Jumlah Perbelanjaan-perbelanjaan Lain	400	40,720	39,402.48	96.76
<b>JUMLAH KEMENTERIAN WILAYAH PERSEKUTUAN</b>	<b>345,167,000</b>	<b>320,207,800</b>	<b>313,753,584.49</b>	<b>97.98</b>
<b>B.40 SURUHANJAYA PERKHIDMATAN PELAJARAN</b>				
010000 URUSAN PERKHIDMATAN ANGGOTA PERKHIDMATAN PENDIDIKAN				
010100 Pengurusan				
10000 Emolumen	4,121,600	4,091,600	3,923,088.27	95.88
20000 Perkhidmatan dan Bekalan	1,919,500	1,818,622	1,817,445.17	99.94
40000 Pemberian dan Kenaan Bayaran Tetap	15,000	13,550	9,550.00	70.48
Jumlah 010100	6,056,100	5,923,772	5,750,083.44	97.07
010200 Urus Setia Cawangan Sabah				
10000 Emolumen	1,235,900	1,259,335	1,259,301.03	99.99
20000 Perkhidmatan dan Bekalan	342,500	259,265	259,180.04	99.97
40000 Pemberian dan Kenaan Bayaran Tetap	1,000	1,000	-	-
Jumlah 010200	1,579,400	1,519,600	1,518,481.07	99.93
010300 Urus Setia Cawangan Sarawak				
10000 Emolumen	1,248,300	1,248,300	1,232,780.24	98.76
20000 Perkhidmatan dan Bekalan	727,100	727,100	726,639.17	99.94
40000 Pemberian dan Kenaan Bayaran Tetap	1,000	1,000	-	-
Jumlah 010300	1,976,400	1,976,400	1,959,419.41	99.14
010400 Pengambilan dan Perkhidmatan				
10000 Emolumen	6,224,600	6,234,600	5,910,761.93	94.81
20000 Perkhidmatan dan Bekalan	105,600	105,528	105,347.28	99.83
Jumlah 010400	6,330,200	6,340,128	6,016,109.21	94.89
Emolumen	12,830,400	12,833,835	12,325,931.47	96.04
Perkhidmatan dan Bekalan	3,094,700	2,910,515	2,908,611.66	99.93
Pemberian dan Kenaan Bayaran Tetap	17,000	15,550	9,550.00	61.41
Jumlah 010000	15,942,100	15,759,900	15,244,093.13	96.73
020000 "ONE-OFF"				
020100 Harta Modal				
30000 Aset	57,900	240,100	240,012.06	99.96
Jumlah 020100	57,900	240,100	240,012.06	99.96
Aset	57,900	240,100	240,012.06	99.96
Jumlah 020000	57,900	240,100	240,012.06	99.96
Jumlah Emolumen	12,830,400	12,833,835	12,325,931.47	96.04
Jumlah Perkhidmatan dan Bekalan	3,094,700	2,910,515	2,908,611.66	99.93
Jumlah Aset	57,900	240,100	240,012.06	99.96
Jumlah Pemberian dan Kenaan Bayaran Tetap	17,000	15,550	9,550.00	61.41
<b>JUMLAH SURUHANJAYA PERKHIDMATAN PELAJARAN</b>	<b>16,000,000</b>	<b>16,000,000</b>	<b>15,484,105.19</b>	<b>96.78</b>
<b>B.42 KEMENTERIAN KESIHATAN</b>				
010000 PENGURUSAN				
010100 Pengurusan Ibu Pejabat/Negeri				
10000 Emolumen	393,840,100	565,294,300	565,293,942.13	99.99
20000 Perkhidmatan dan Bekalan	125,011,700	148,593,602	148,593,580.46	99.99
40000 Pemberian dan Kenaan Bayaran Tetap	4,000,000	2,253,000	2,252,676.61	99.99
50000 Perbelanjaan-perbelanjaan Lain	84,100	1,222,770	1,222,647.62	99.99
Jumlah 010100	522,935,900	717,363,672	717,362,846.82	99.99

(disambung...)

## Penyata Perbelanjaan Mengurus bagi tahun berakhir 31 Disember 2019

(sambungan)

Maksud Perbelanjaan	Anggaran		Sebenar	
	Asal	Dipinda	Amaun	Prestasi
	RM	RM	RM	%
<b>PERBELANJAAN BEKALAN – (SAMB.)</b>				
<b>B.42 KEMENTERIAN KESIHATAN – (SAMB.)</b>				
010000 PENGURUSAN – (SAMB.)				
010200 Sumber Manusia				
10000 Emolumen	12,699,800	13,872,100	13,871,853.10	99.99
20000 Perkhidmatan dan Bekalan	847,300	948,750	948,672.70	99.99
Jumlah 010200	13,547,100	14,820,850	14,820,525.80	99.99
010300 Kewangan				
10000 Emolumen	17,440,100	21,104,100	21,104,039.18	99.99
20000 Perkhidmatan dan Bekalan	301,127,200	298,925,200	473,924,503.69	158.54
30000 Aset	11,400,000	14,727,316	14,726,916.80	99.99
40000 Pemberian dan Kenaan Bayaran Tetap	8,000,000	6,529,000	6,528,024.35	99.99
Jumlah 010300	337,967,300	341,285,616	516,283,484.02	151.28
010400 Pengurusan Latihan				
10000 Emolumen	192,700,100	180,225,500	180,225,411.17	99.99
20000 Perkhidmatan dan Bekalan	68,697,200	74,092,770	74,092,720.31	99.99
40000 Pemberian dan Kenaan Bayaran Tetap	250,121,000	186,226,400	186,226,394.69	99.99
Jumlah 010400	511,518,300	440,544,670	440,544,526.17	99.99
010500 Pengurusan Maklumat				
10000 Emolumen	11,014,600	13,622,300	13,621,529.31	99.99
20000 Perkhidmatan dan Bekalan	117,832,900	137,275,541	137,274,817.67	99.99
Jumlah 010500	128,847,500	150,897,841	150,896,346.98	99.99
010600 Pembangunan Kompetensi				
10000 Emolumen	2,468,100	2,743,100	2,742,351.73	99.97
20000 Perkhidmatan dan Bekalan	2,074,100	1,432,000	1,431,840.35	99.99
Jumlah 010600	4,542,200	4,175,100	4,174,192.08	99.98
<i>Emolumen</i>	630,162,800	796,861,400	796,859,126.62	99.99
<i>Perkhidmatan dan Bekalan</i>	615,590,400	661,267,863	836,266,135.18	126.46
<i>Aset</i>	11,400,000	14,727,316	14,726,916.80	99.99
<i>Pemberian dan Kenaan Bayaran Tetap</i>	262,121,000	195,008,400	195,007,095.65	99.99
<i>Perbelanjaan-perbelanjaan Lain</i>	84,100	1,222,770	1,222,647.62	99.99
<i>Jumlah 010000</i>	1,519,358,300	1,669,087,749	1,844,081,921.87	110.48
020000 PERUBATAN				
020100 Pengurusan Perubatan Ibu Pejabat/Negeri				
10000 Emolumen	92,819,800	98,146,300	98,146,289.12	99.99
20000 Perkhidmatan dan Bekalan	103,361,000	12,577,372	12,576,827.69	99.99
40000 Pemberian dan Kenaan Bayaran Tetap	2,000,000	2,000,000	2,000,000.00	100.00
Jumlah 020100	198,180,800	112,723,672	112,723,116.81	99.99
020200 Pengurusan Hospital				
10000 Emolumen	1,587,588,100	1,538,319,400	1,538,318,628.93	99.99
20000 Perkhidmatan dan Bekalan	715,481,600	993,058,052	993,057,969.59	99.99
30000 Aset	-	978,500	978,428.00	99.99
Jumlah 020200	2,303,069,700	2,532,355,952	2,532,355,026.52	99.99
020300 Rawatan Kecemasan dan Pesakit Luar				
10000 Emolumen	724,800,000	768,798,100	768,798,053.61	99.99
20000 Perkhidmatan dan Bekalan	28,231,100	40,666,065	40,665,659.87	99.99
40000 Pemberian dan Kenaan Bayaran Tetap	1,250,000	1,250,000	1,250,000.00	100.00
Jumlah 020300	754,281,100	810,714,165	810,713,713.48	99.99
020400 Rawatan Am Pesakit Dalam				
10000 Emolumen	1,146,500,000	1,178,608,900	1,178,608,075.17	99.99
20000 Perkhidmatan dan Bekalan	10,286,000	9,082,500	9,081,846.27	99.99
Jumlah 020400	1,156,786,000	1,187,691,400	1,187,689,921.44	99.99
020500 Perubatan Am				
10000 Emolumen	1,402,500,000	1,234,164,300	1,377,143,362.72	111.59
20000 Perkhidmatan dan Bekalan	280,100,000	289,222,410	289,222,159.58	99.99
Jumlah 020500	1,682,600,000	1,523,386,710	1,666,365,522.30	109.39
020600 Pembedahan Am				
10000 Emolumen	606,100,000	555,390,400	555,389,887.88	99.99
20000 Perkhidmatan dan Bekalan	47,874,000	45,791,000	45,790,119.86	99.99
Jumlah 020600	653,974,000	601,181,400	601,180,007.74	99.99

(disambung...)

## Penyata Perbelanjaan Mengurus bagi tahun berakhir 31 Disember 2019

(sambungan)

Maksud Perbelanjaan	Anggaran		Sebenar	
	Asal	Dipinda	Amaun	Prestasi
	RM	RM	RM	%
<b>PERBELANJAAN BEKALAN – (SAMB.)</b>				
<b>B.42 KEMENTERIAN KESIHATAN – (SAMB.)</b>				
020000 PERUBATAN – (SAMB.)				
020700 Obstetrik dan Ginekologi				
10000 Emolumen	583,700,000	576,746,700	576,746,568.21	99.99
20000 Perkhidmatan dan Bekalan	48,172,000	42,147,220	42,146,412.04	99.99
Jumlah 020700	631,872,000	618,893,920	618,892,980.25	99.99
020800 Pediatrik				
10000 Emolumen	546,500,000	559,021,500	559,021,199.07	100.00
20000 Perkhidmatan dan Bekalan	83,911,000	60,545,600	60,544,821.73	99.99
Jumlah 020800	630,411,000	619,567,100	619,566,020.80	99.99
020900 Ortopedik				
10000 Emolumen	316,450,000	293,039,000	293,038,771.80	99.99
20000 Perkhidmatan dan Bekalan	39,878,000	38,121,210	38,120,239.04	99.99
Jumlah 020900	356,328,000	331,160,210	331,159,010.84	99.99
021000 Anaesthesiologi dan Rawatan Rapi				
10000 Emolumen	391,250,000	426,748,300	426,747,770.83	99.99
20000 Perkhidmatan dan Bekalan	69,044,000	69,273,700	69,273,647.13	99.99
Jumlah 021000	460,294,000	496,022,000	496,021,417.96	99.99
021100 Oftalmologi				
10000 Emolumen	125,280,000	129,477,900	129,477,795.68	99.99
20000 Perkhidmatan dan Bekalan	17,700,000	20,751,893	20,751,702.43	99.99
Jumlah 021100	142,980,000	150,229,793	150,229,498.11	99.99
021200 Otorinolaringologi (ENT)				
10000 Emolumen	75,950,000	82,036,000	82,035,596.23	100.00
20000 Perkhidmatan dan Bekalan	11,227,900	12,146,820	12,146,018.41	99.99
Jumlah 021200	87,177,900	94,182,820	94,181,614.64	99.99
021300 Dermatologi				
10000 Emolumen	38,900,000	39,450,700	39,449,903.10	99.99
20000 Perkhidmatan dan Bekalan	10,353,000	11,355,000	11,354,738.23	99.99
Jumlah 021300	49,253,000	50,805,700	50,804,641.33	99.99
021400 Neurologi				
10000 Emolumen	21,680,000	17,857,500	17,857,450.02	99.99
20000 Perkhidmatan dan Bekalan	7,310,000	7,346,000	7,345,941.54	99.99
Jumlah 021400	28,990,000	25,203,500	25,203,391.56	99.99
021500 Nefrologi				
10000 Emolumen	55,475,000	53,750,400	53,750,309.77	99.99
20000 Perkhidmatan dan Bekalan	197,408,000	200,072,660	200,071,753.40	99.99
Jumlah 021500	252,883,000	253,823,060	253,822,063.17	99.99
021600 Pembedahan Neuro				
10000 Emolumen	27,633,000	28,844,000	28,843,972.32	99.99
20000 Perkhidmatan dan Bekalan	6,671,000	6,659,600	6,659,588.13	99.99
Jumlah 021600	34,304,000	35,503,600	35,503,560.45	99.99
021700 Urologi				
10000 Emolumen	25,928,000	27,970,700	27,970,085.55	100.00
20000 Perkhidmatan dan Bekalan	8,619,000	9,617,000	9,616,864.45	99.99
Jumlah 021700	34,547,000	37,587,700	37,586,950.00	99.99
021800 Pembedahan Plastik				
10000 Emolumen	14,726,500	15,795,200	15,794,814.41	100.00
20000 Perkhidmatan dan Bekalan	2,002,000	1,999,000	1,998,556.59	99.98
Jumlah 021800	16,728,500	17,794,200	17,793,371.00	99.99
021900 Radioterapi dan Onkologi				
10000 Emolumen	101,280,000	110,019,200	110,018,254.94	100.00
20000 Perkhidmatan dan Bekalan	169,790,000	212,197,382	212,196,545.62	99.99
Jumlah 021900	271,070,000	322,216,582	322,214,800.56	99.99
022000 Pengimejan Diagnostik				
10000 Emolumen	210,200,000	224,194,800	224,194,483.29	100.00
20000 Perkhidmatan dan Bekalan	43,321,000	54,900,475	54,900,051.83	99.99
Jumlah 022000	253,521,000	279,095,275	279,094,535.12	99.99

(disambung...)

## Penyata Perbelanjaan Mengurus bagi tahun berakhir 31 Disember 2019

(sambungan)

Maksud Perbelanjaan	Anggaran		Sebenar	
	Asal	Dipinda	Amaun	Prestasi
	RM	RM	RM	%
<b>PERBELANJAAN BEKALAN – (SAMB.)</b>				
<b>B.42 KEMENTERIAN KESIHATAN – (SAMB.)</b>				
020000 PERUBATAN – (SAMB.)				
022100 Patologi				
10000 Emolumen	383,007,000	395,629,600	395,629,210.78	99.99
20000 Perkhidmatan dan Bekalan	248,315,000	246,331,000	273,669,003.30	111.10
Jumlah 022100	631,322,000	641,960,600	669,298,214.08	104.26
022200 Farmasi dan Bekalan				
10000 Emolumen	497,270,000	489,145,300	489,144,934.95	100.00
20000 Perkhidmatan dan Bekalan	1,316,123,600	1,363,591,742	1,721,253,526.63	126.23
Jumlah 022200	1,813,393,600	1,852,737,042	2,210,398,461.58	119.30
022300 Dietetik dan Sajian				
10000 Emolumen	99,010,000	104,305,600	104,304,696.07	99.99
20000 Perkhidmatan dan Bekalan	163,021,000	167,809,893	167,809,138.10	99.99
Jumlah 022300	262,031,000	272,115,493	272,113,834.17	99.99
022400 Kardiotorasik				
10000 Emolumen	54,887,000	57,630,800	57,629,877.65	100.00
20000 Perkhidmatan dan Bekalan	121,723,000	180,672,973	180,672,561.17	99.99
Jumlah 022400	176,610,000	238,303,773	238,302,438.82	99.99
022500 Perubatan Nuklear				
10000 Emolumen	9,710,000	10,321,500	10,321,319.57	99.99
20000 Perkhidmatan dan Bekalan	12,995,000	11,485,000	11,484,327.14	99.99
Jumlah 022500	22,705,000	21,806,500	21,805,646.71	99.99
022600 Perubatan Respiratori				
10000 Emolumen	32,025,000	32,846,400	32,845,444.89	99.99
20000 Perkhidmatan dan Bekalan	5,290,100	5,123,000	5,122,868.00	99.99
Jumlah 022600	37,315,100	37,969,400	37,968,312.89	99.99
022700 Psikiatri dan Kesihatan Mental				
10000 Emolumen	266,550,000	276,017,000	276,016,927.63	99.99
20000 Perkhidmatan dan Bekalan	68,834,000	74,260,264	74,259,995.19	99.99
Jumlah 022700	335,384,000	350,277,264	350,276,922.82	99.99
022800 Perubatan Rehabilitasi dan Perubatan Tradisional dan Komplimentari (TCM)				
10000 Emolumen	122,036,000	123,450,900	123,450,067.73	100.00
20000 Perkhidmatan dan Bekalan	29,440,000	22,005,150	22,004,383.99	99.99
Jumlah 022800	151,476,000	145,456,050	145,454,451.72	99.99
022900 Perubatan Transfusi Darah				
10000 Emolumen	30,804,000	33,820,300	33,819,414.63	99.99
20000 Perkhidmatan dan Bekalan	135,301,800	165,711,000	165,710,902.13	99.99
Jumlah 022900	166,105,800	199,531,300	199,530,316.76	99.99
023000 Perubatan Forensik				
10000 Emolumen	19,385,000	20,002,600	20,001,960.02	100.00
20000 Perkhidmatan dan Bekalan	2,460,000	1,971,710	1,971,319.59	99.98
Jumlah 023000	21,845,000	21,974,310	21,973,279.61	99.99
Emolumen	9,609,944,400	9,501,549,300	9,644,515,126.57	101.50
Perkhidmatan dan Bekalan	4,004,244,100	4,376,492,691	4,761,479,488.67	108.80
Aset	-	978,500	978,428.00	99.99
Pemberian dan Kenaan Bayaran Tetap	3,250,000	3,250,000	3,250,000.00	100.00
Jumlah 020000	13,617,438,500	13,882,270,491	14,410,223,043.24	103.80
030000 KESIHATAN AWAM				
030100 Pengurusan Kesihatan Awam				
Ibu Pejabat/Negeri				
10000 Emolumen	240,965,200	282,475,900	282,474,933.76	99.99
20000 Perkhidmatan dan Bekalan	76,288,000	70,780,899	70,780,704.65	99.99
40000 Pemberian dan Kenaan Bayaran Tetap	30,000	108,000	108,000.00	100.00
Jumlah 030100	317,283,200	353,364,799	353,363,638.41	99.99
030200 Pembangunan Kesihatan Keluarga				
10000 Emolumen	2,594,659,800	2,766,437,400	2,976,437,007.40	107.59
20000 Perkhidmatan dan Bekalan	274,800,500	318,598,524	318,598,342.42	99.99
Jumlah 030200	2,869,460,300	3,085,035,924	3,295,035,349.82	106.81

(disambung...)

## Penyata Perbelanjaan Mengurus bagi tahun berakhir 31 Disember 2019

(sambungan)

Maksud Perbelanjaan	Anggaran		Sebenar	
	Asal	Dipinda	Amaun	Prestasi
	RM	RM	RM	%
<b>PERBELANJAAN BEKALAN – (SAMB.)</b>				
<b>B.42 KEMENTERIAN KESIHATAN – (SAMB.)</b>				
030000 KESIHATAN AWAM – (SAMB.)				
030300 Kawalan Penyakit				
10000 Emolumen	595,000,000	659,335,100	659,334,386.80	100.00
20000 Perkhidmatan dan Bekalan	179,212,100	161,789,835	161,789,675.75	99.99
40000 Pemberian dan Kenaan Bayaran Tetap	7,000,000	7,000,000	7,000,000.00	100.00
Jumlah 030300	781,212,100	828,124,935	828,124,062.55	99.99
030400 Pemakanan				
10000 Emolumen	20,788,500	24,953,200	24,952,362.65	100.00
20000 Perkhidmatan dan Bekalan	19,790,300	18,708,892	18,708,292.53	99.99
Jumlah 030400	40,578,800	43,662,092	43,660,655.18	99.99
030500 Farmasi dan Bekalan Kesihatan Awam				
10000 Emolumen	258,070,000	269,069,600	269,069,076.98	99.99
20000 Perkhidmatan dan Bekalan	801,700,100	848,895,100	1,013,894,555.65	119.44
Jumlah 030500	1,059,770,100	1,117,964,700	1,282,963,632.63	114.76
030600 Pendidikan Kesihatan				
10000 Emolumen	11,609,500	16,124,200	16,123,379.97	99.99
20000 Perkhidmatan dan Bekalan	24,514,000	16,865,980	16,865,936.16	99.99
Jumlah 030600	36,123,500	32,990,180	32,989,316.13	99.99
<i>Emolumen</i>	3,721,093,000	4,018,395,400	4,228,391,147.56	105.23
<i>Perkhidmatan dan Bekalan</i>	1,376,305,000	1,435,639,230	1,600,637,507.16	111.49
<i>Pemberian dan Kenaan Bayaran Tetap</i>	7,030,000	7,108,000	7,108,000.00	100.00
<i>Jumlah 030000</i>	5,104,428,000	5,461,142,630	5,836,136,654.72	106.87
040000 KESIHATAN PERGIGIAN				
040100 Pengurusan Kesihatan Pergigian Ibu Pejabat/Negeri				
10000 Emolumen	74,100,000	73,961,800	73,961,227.19	99.99
20000 Perkhidmatan dan Bekalan	18,931,000	20,267,736	20,266,927.75	99.99
Jumlah 040100	93,031,000	94,229,536	94,228,154.94	99.99
040200 Kesihatan Pergigian Primer				
10000 Emolumen	610,556,300	593,387,700	593,387,105.22	99.99
20000 Perkhidmatan dan Bekalan	41,472,700	48,601,990	48,601,665.49	99.99
Jumlah 040200	652,029,000	641,989,690	641,988,770.71	99.99
040300 Kesihatan Pergigian Masyarakat				
10000 Emolumen	41,580,000	39,892,800	39,892,025.13	99.99
20000 Perkhidmatan dan Bekalan	8,657,000	11,751,790	11,751,279.07	99.99
Jumlah 040300	50,237,000	51,644,590	51,643,304.20	99.99
040400 Kesihatan Pergigian Kepakaran				
10000 Emolumen	117,450,000	136,440,800	136,440,127.42	99.99
20000 Perkhidmatan dan Bekalan	21,862,000	23,861,860	23,861,770.73	99.99
Jumlah 040400	139,312,000	160,302,660	160,301,898.15	99.99
<i>Emolumen</i>	843,686,300	843,683,100	843,680,484.96	99.99
<i>Perkhidmatan dan Bekalan</i>	90,922,700	104,483,376	104,481,643.04	99.99
<i>Jumlah 040000</i>	934,609,000	948,166,476	948,162,128.00	99.99
050000 PERKHIDMATAN FARMASI				
050100 Pengurusan Perkhidmatan Farmasi Ibu Pejabat/Negeri				
10000 Emolumen	30,310,000	31,339,500	31,338,518.81	100.00
20000 Perkhidmatan dan Bekalan	3,379,000	3,545,260	3,545,060.98	99.99
Jumlah 050100	33,689,000	34,884,760	34,883,579.79	99.99
050200 Amalan dan Perkembangan Farmasi				
10000 Emolumen	32,142,300	33,114,400	33,113,753.53	100.00
20000 Perkhidmatan dan Bekalan	12,619,000	12,396,630	12,395,988.91	99.99
Jumlah 050200	44,761,300	45,511,030	45,509,742.44	100.00

(disambung...)

## Penyata Perbelanjaan Mengurus bagi tahun berakhir 31 Disember 2019

(sambungan)

Maksud Perbelanjaan	Anggaran		Sebenar	
	Asal	Dipinda	Amaun	Prestasi
	RM	RM	RM	%
<b>PERBELANJAAN BEKALAN – (SAMB.)</b>				
<b>B.42 KEMENTERIAN KESIHATAN – (SAMB.)</b>				
050000 PERKHIDMATAN FARMASI – (SAMB.)				
050300 Penguatkuasaan Farmasi				
10000 Emolumen	55,850,000	61,039,300	61,038,447.84	100.00
20000 Perkhidmatan dan Bekalan	9,864,100	8,992,290	8,992,204.87	99.99
Jumlah 050300	65,714,100	70,031,590	70,030,652.71	99.99
050400 Farmasi Regulatori				
10000 Emolumen	39,550,000	42,285,400	42,284,520.02	99.99
20000 Perkhidmatan dan Bekalan	10,589,000	9,678,597	9,678,462.28	99.99
Jumlah 050400	50,139,000	51,963,997	51,962,982.30	99.99
<i>Emolumen</i>	157,852,300	167,778,600	167,775,240.20	99.99
<i>Perkhidmatan dan Bekalan</i>	36,451,100	34,612,777	34,611,717.04	100.00
<i>Jumlah 050000</i>	194,303,400	202,391,377	202,386,957.24	100.00
060000 PENYELIDIKAN DAN SOKONGAN TEKNIKAL				
060100 Pengurusan Penyelidikan dan Sokongan Teknikal Ibu Pejabat/Negeri				
10000 Emolumen	586,000	162,000	161,945.60	99.97
20000 Perkhidmatan dan Bekalan	370,100	370,100	369,457.14	99.83
Jumlah 060100	956,100	532,100	531,402.74	99.87
060200 Kejuruteraan dan Kawal Selia Radiasi Perubatan				
10000 Emolumen	20,695,000	20,589,500	20,588,759.14	99.99
20000 Perkhidmatan dan Bekalan	210,899,600	80,666,357	80,666,340.62	99.99
30000 Aset	–	29,079,550	29,078,761.57	99.99
Jumlah 060200	231,594,600	130,335,407	130,333,861.33	99.99
060300 Penyelidikan				
10000 Emolumen	87,380,000	90,742,100	90,741,284.54	99.99
20000 Perkhidmatan dan Bekalan	61,253,200	47,675,350	47,674,555.48	99.99
Jumlah 060300	148,633,200	138,417,450	138,415,840.02	99.99
060400 Perancangan				
10000 Emolumen	23,520,100	21,173,400	21,172,959.87	99.99
20000 Perkhidmatan dan Bekalan	1,203,100	1,153,100	1,152,449.46	99.94
40000 Pemberian dan Kenaan Bayaran Tetap	430,000	360,000	359,912.98	99.98
Jumlah 060400	25,153,200	22,686,500	22,685,322.31	99.99
060500 Pihak Berkuasa Peranti Perubatan				
40000 Pemberian dan Kenaan Bayaran Tetap	5,000,000	5,000,000	5,000,000.00	100.00
Jumlah 060500	5,000,000	5,000,000	5,000,000.00	100.00
<i>Emolumen</i>	132,181,100	132,667,000	132,664,949.15	99.99
<i>Perkhidmatan dan Bekalan</i>	273,726,000	129,864,907	129,862,802.70	99.99
<i>Aset</i>	–	29,079,550	29,078,761.57	99.99
<i>Pemberian dan Kenaan Bayaran Tetap</i>	5,430,000	5,360,000	5,359,912.98	99.99
<i>Jumlah 060000</i>	411,337,100	296,971,457	296,966,426.40	99.99
070000 KESELAMATAN DAN KUALITI MAKANAN				
070100 Pengurusan Keselamatan dan Kualiti Makanan Ibu Pejabat/Negeri				
10000 Emolumen	23,953,100	25,868,200	25,868,112.71	99.99
20000 Perkhidmatan dan Bekalan	595,100	593,750	593,575.28	99.97
Jumlah 070100	24,548,200	26,461,950	26,461,687.99	99.99
070200 Pematuhan dan Pembangunan Industri				
10000 Emolumen	45,250,000	43,340,000	43,339,778.59	99.99
20000 Perkhidmatan dan Bekalan	23,749,000	22,326,360	22,325,513.02	99.99
Jumlah 070200	68,999,000	65,666,360	65,665,291.61	99.99

(disambung...)

## Penyata Perbelanjaan Mengurus bagi tahun berakhir 31 Disember 2019

(sambungan)

Maksud Perbelanjaan	Anggaran		Sebenar	
	Asal	Dipinda	Amaun	Prestasi
	RM	RM	RM	%
<b>PERBELANJAAN BEKALAN – (SAMB.)</b>				
<b>B.42 KEMENTERIAN KESIHATAN – (SAMB.)</b>				
070000 KESELAMATAN DAN KUALITI MAKANAN – (SAMB.)				
070300 Dasar, Perancangan Strategik dan Standart CODEX				
10000 Emolumen	615,000	–	–	–
20000 Perkhidmatan dan Bekalan	498,000	486,000	485,322.57	99.86
Jumlah 070300	1,113,000	486,000	485,322.57	99.86
Emolumen	69,818,100	69,208,200	69,207,891.30	–
Perkhidmatan dan Bekalan	24,842,100	23,406,110	23,404,410.87	99.99
Jumlah 070000	94,660,200	92,614,310	92,612,302.17	99.99
080000 PROGRAM KHUSUS				
080100 Bertugas ke Luar Negara				
20000 Perkhidmatan dan Bekalan	1,125,000	1,506,000	1,505,628.22	99.98
Jumlah 080100	1,125,000	1,506,000	1,505,628.22	99.98
080200 Emolumen Kakitangan Kontrak				
20000 Perkhidmatan dan Bekalan	858,059,700	1,354,379,500	1,354,379,171.25	99.99
40000 Pemberian dan Kenaan Bayaran Tetap	30,321,600	68,587,600	68,587,457.00	99.99
Jumlah 080200	888,381,300	1,422,967,100	1,422,966,628.25	99.99
080300 Sumbangan kepada Badan-badan Lain				
40000 Pemberian dan Kenaan Bayaran Tetap	53,500,000	50,052,100	50,051,138.68	99.99
Jumlah 080300	53,500,000	50,052,100	50,051,138.68	99.99
080400 Perkhidmatan Sokongan Hospital				
20000 Perkhidmatan dan Bekalan	1,764,463,000	1,737,478,000	1,830,477,098.69	105.35
Jumlah 080400	1,764,463,000	1,737,478,000	1,830,477,098.69	105.35
080500 Rawatan Perubatan Pesara Awam Persekutuan				
20000 Perkhidmatan dan Bekalan	305,100,000	298,343,000	307,342,464.51	103.02
40000 Pemberian dan Kenaan Bayaran Tetap	30,000,000	33,000,000	33,000,000.00	100.00
Jumlah 080500	335,100,000	331,343,000	340,342,464.51	102.72
080600 Perkhidmatan Sokongan Klinik				
20000 Perkhidmatan dan Bekalan	100,290,000	97,356,000	97,355,860.29	99.99
Jumlah 080600	100,290,000	97,356,000	97,355,860.29	99.99
080700 Keperluan Emolumen Tambahan Tahun 2019				
10000 Emolumen	805,986,700	–	–	–
20000 Perkhidmatan dan Bekalan	311,908,800	–	–	–
40000 Pemberian dan Kenaan Bayaran Tetap	48,000,000	–	–	–
Jumlah 080700	1,165,895,500	–	–	–
080800 Pengoperasian Fasilitas Baru				
20000 Perkhidmatan dan Bekalan	263,428,000	247,623,500	247,623,183.62	99.99
Jumlah 080800	263,428,000	247,623,500	247,623,183.62	99.99
080900 Perolehan Aset/ Harta Modal/ Kenderaan				
30000 Aset	50,000,000	57,347,110	57,346,258.30	99.99
Jumlah 080900	50,000,000	57,347,110	57,346,258.30	99.99
Emolumen	805,986,700	–	–	–
Perkhidmatan dan Bekalan	3,604,374,500	3,736,686,000	3,838,683,406.58	102.73
Aset	50,000,000	57,347,110	57,346,258.30	99.99
Pemberian dan Kenaan Bayaran Tetap	161,821,600	151,639,700	151,638,595.68	99.99
Jumlah 080000	4,622,182,800	3,945,672,810	4,047,668,260.56	102.58
Jumlah Emolumen	15,970,724,700	15,530,143,000	15,883,093,966.36	102.27
Jumlah Perkhidmatan dan Bekalan	10,026,455,900	10,502,452,954	11,329,427,111.24	107.87
Jumlah Aset	61,400,000	102,132,476	102,130,364.67	99.99
Jumlah Pemberian dan Kenaan Bayaran Tetap	439,652,600	362,366,100	362,363,604.31	99.99
Jumlah Perbelanjaan-perbelanjaan Lain	84,100	1,222,770	1,222,647.62	99.99
<b>JUMLAH KEMENTERIAN KESIHATAN</b>	<b>26,498,317,300</b>	<b>26,498,317,300</b>	<b>27,678,237,694.20</b>	<b>104.45</b>

(disambung...)

## Penyata Perbelanjaan Mengurus bagi tahun berakhir 31 Disember 2019

(sambungan)

Maksud Perbelanjaan	Anggaran		Sebenar	
	Asal	Dipinda	Amaun	Prestasi
	RM	RM	RM	%
<b>PERBELANJAAN BEKALAN – (SAMB.)</b>				
<b>B.43 KEMENTERIAN PERUMAHAN DAN KERAJAAN TEMPATAN</b>				
010000 PENGURUSAN KEMENTERIAN				
010100 Pengurusan Am				
10000 Emolumen	54,776,700	50,891,300	50,891,223.34	99.99
20000 Perkhidmatan dan Bekalan	31,538,800	30,900,547	30,900,451.64	99.99
30000 Aset	1,000	539,153	539,144.00	99.99
40000 Pemberian dan Kenaan Bayaran Tetap	3,476,800	2,924,435	2,924,414.12	99.99
50000 Perbelanjaan-perbelanjaan Lain	-	20	-	-
Jumlah 010100	89,793,300	85,255,455	85,255,233.10	99.99
010200 Institut Latihan Kesejahteraan Bandar, Perumahan dan Kerajaan Tempatan (I-KPKT)				
10000 Emolumen	1,285,100	1,257,000	1,256,976.98	99.99
20000 Perkhidmatan dan Bekalan	5,884,400	6,292,706	6,292,661.01	99.99
30000 Aset	1,000	71,000	70,016.50	98.61
40000 Pemberian dan Kenaan Bayaran Tetap	6,800	-	-	-
Jumlah 010200	7,177,300	7,620,706	7,619,654.49	99.99
Emolumen	56,061,800	52,148,300	52,148,200.32	99.99
Perkhidmatan dan Bekalan	37,423,200	37,193,253	37,193,112.65	99.99
Aset	2,000	610,153	609,160.50	99.84
Pemberian dan Kenaan Bayaran Tetap	3,483,600	2,924,435	2,924,414.12	99.99
Perbelanjaan-perbelanjaan Lain	-	20	-	-
Jumlah 010000	96,970,600	92,876,161	92,874,887.59	99.99
020000 KEMAJUAN PERSEKITARAN				
020100 Kerajaan Tempatan				
10000 Emolumen	22,998,100	21,694,700	21,694,665.65	99.99
20000 Perkhidmatan dan Bekalan	7,052,500	6,463,929	6,463,901.95	99.99
30000 Aset	1,000	125,240	125,235.70	99.99
40000 Pemberian dan Kenaan Bayaran Tetap	17,571,900	18,736,620	18,736,591.71	99.99
Jumlah 020100	47,623,500	47,020,489	47,020,395.01	99.99
020200 Solid Waste and Public Cleansing Corporation (SWCorp)				
40000 Pemberian dan Kenaan Bayaran Tetap	87,350,500	87,350,500	87,350,000.00	99.99
Jumlah 020200	87,350,500	87,350,500	87,350,000.00	99.99
020300 Pengurusan Sisa Pepejal Negara				
10000 Emolumen	5,660,000	5,169,000	5,168,951.96	99.99
20000 Perkhidmatan dan Bekalan	15,892,500	12,260,840	12,260,799.01	99.99
30000 Aset	5,000	10,980	10,930.00	99.54
40000 Pemberian dan Kenaan Bayaran Tetap	900,000,000	929,281,003	1,540,309,803.50	165.75
50000 Perbelanjaan-perbelanjaan Lain	200	5,150	5,114.00	99.30
Jumlah 020300	921,557,700	946,726,973	1,557,755,598.47	164.54
Emolumen	28,658,100	26,863,700	26,863,617.61	99.99
Perkhidmatan dan Bekalan	22,945,000	18,724,769	18,724,700.96	99.99
Aset	6,000	136,220	136,165.70	99.96
Pemberian dan Kenaan Bayaran Tetap	1,004,922,400	1,035,368,123	1,646,396,395.21	159.02
Perbelanjaan-perbelanjaan Lain	200	5,150	5,114.00	99.30
Jumlah 020000	1,056,531,700	1,081,097,962	1,692,125,993.48	156.52
030000 KESEJAHTERAAN KOMUNITI				
030100 Bomba dan Penyelamat				
10000 Emolumen	613,255,100	586,800,017	586,800,015.00	99.99
20000 Perkhidmatan dan Bekalan	229,700,000	243,233,020	243,232,937.87	99.99
30000 Aset	100,000	896,100	896,090.80	99.99
40000 Pemberian dan Kenaan Bayaran Tetap	1,469,600	1,663,200	1,663,197.27	99.99
Jumlah 030100	844,524,700	832,592,337	832,592,240.94	99.99
030200 Pemberi Pinjam Wang dan Pemegang Pajak Gadai				
10000 Emolumen	4,588,000	4,368,500	4,368,474.76	99.99
20000 Perkhidmatan dan Bekalan	719,000	754,028	754,012.02	99.99
30000 Aset	2,000	15,800	15,734.00	99.58
Jumlah 030200	5,309,000	5,138,328	5,138,220.78	99.99

(disambung...)

## Penyata Perbelanjaan Mengurus bagi tahun berakhir 31 Disember 2019

(sambungan)

Maksud Perbelanjaan	Anggaran		Sebenar	
	Asal	Dipinda	Amaun	Prestasi
	RM	RM	RM	%
<b>PERBELANJAAN BEKALAN – (SAMB.)</b>				
<b>B.43 KEMENTERIAN PERUMAHAN DAN KERAJAAN TEMPATAN – (SAMB.)</b>				
030000 KESEJAHTERAAN KOMUNITI – (SAMB.)				
030300 Tribunal Perumahan dan Pengurusan Strata				
10000 Emolumen	5,671,100	5,360,800	5,360,795.15	99.99
20000 Perkhidmatan dan Bekalan	2,668,500	2,449,910	2,449,828.07	99.99
30000 Aset	3,400	53,400	53,395.00	99.99
Jumlah 030300	8,343,000	7,864,110	7,864,018.22	99.99
030400 Perumahan Negara				
10000 Emolumen	19,148,400	18,559,600	18,559,572.05	99.99
20000 Perkhidmatan dan Bekalan	10,367,300	12,530,410	12,530,314.10	99.99
30000 Aset	1,000	236,658	236,633.00	99.99
50000 Perbelanjaan-perbelanjaan Lain	-	2,952	2,905.78	98.43
Jumlah 030400	29,516,700	31,329,620	31,329,424.93	99.99
030500 Bahagian Kampung Baru				
10000 Emolumen	2,013,600	1,940,100	1,940,073.99	99.99
20000 Perkhidmatan dan Bekalan	644,100	346,760	346,719.15	99.99
30000 Aset	3,000	10,000	10,000.00	100.00
40000 Pemberian dan Kenaan Bayaran Tetap	13,598,300	10,302,400	10,302,395.91	99.99
Jumlah 030500	16,259,000	12,599,260	12,599,189.05	99.99
030600 Perbadanan PRIMA Malaysia (PRIMA)				
40000 Pemberian dan Kenaan Bayaran Tetap	25,000,000	25,000,000	25,000,000.00	100.00
Jumlah 030600	25,000,000	25,000,000	25,000,000.00	100.00
*030700 Kesejahteraan Bandar				
10000 Emolumen	-	4,441,600	4,441,525.02	99.99
20000 Perkhidmatan dan Bekalan	-	2,094,112	2,094,067.49	99.99
Jumlah 030700	-	6,535,712	6,535,592.51	99.99
*030800 Perkhidmatan Perbandaran				
10000 Emolumen	-	3,516,000	3,515,906.46	99.99
20000 Perkhidmatan dan Bekalan	-	520,380	520,317.29	99.99
40000 Pemberian dan Kenaan Bayaran Tetap	-	5,198,040	5,198,030.13	99.99
Jumlah 030800	-	9,234,420	9,234,253.88	99.99
Emolumen	644,676,200	624,986,617	624,986,362.43	99.99
Perkhidmatan dan Bekalan	244,098,900	261,928,620	261,928,195.99	99.99
Aset	109,400	1,211,958	1,211,852.80	99.99
Pemberian dan Kenaan Bayaran Tetap	40,067,900	42,163,640	42,163,623.31	100.00
Perbelanjaan-perbelanjaan Lain	-	2,952	2,905.78	98.43
Jumlah 030000	928,952,400	939,528,207	939,527,194.19	99.99
040000 PROGRAM KHUSUS				
040100 Bertugas ke Luar Negara				
20000 Perkhidmatan dan Bekalan	1,452,600	1,656,800	1,656,705.73	99.99
Jumlah 040100	1,452,600	1,656,800	1,656,705.73	99.99
040200 Emolumen Kakitangan Kontrak				
20000 Perkhidmatan dan Bekalan	3,286,000	1,759,880	1,759,824.29	99.99
40000 Pemberian dan Kenaan Bayaran Tetap	-	671,630	671,525.98	99.98
Jumlah 040200	3,286,000	2,431,510	2,431,350.27	99.99
040300 Sumbangan Membantu Kadar				
40000 Pemberian dan Kenaan Bayaran Tetap	300,000,000	300,000,000	300,000,000.00	100.00
Jumlah 040300	300,000,000	300,000,000	300,000,000.00	100.00
040400 Sewaan CCTV				
20000 Perkhidmatan dan Bekalan	22,258,000	20,045,270	20,045,191.69	99.99
Jumlah 040400	22,258,000	20,045,270	20,045,191.69	99.99
040500 Elaun Pegawai Bomba Bantuan (PBB), Perkhidmatan Penyelamat dan Perawatan Kecemasan (EMRS), Pasukan Penyelam di Air (PPDA) dan HAZMAT				
10000 Emolumen	1,890,000	-	-	-
20000 Perkhidmatan dan Bekalan	23,000,000	30,899,010	30,898,986.14	99.99
Jumlah 040500	24,890,000	30,899,010	30,898,986.14	99.99
Emolumen	1,890,000	-	-	-
Perkhidmatan dan Bekalan	49,996,600	54,360,960	54,360,707.85	99.99
Pemberian dan Kenaan Bayaran Tetap	300,000,000	300,671,630	300,671,525.98	99.99
Jumlah 040000	351,886,600	355,032,590	355,032,233.83	99.99

(disambung...)

Nota: \*B43 – Program/Aktiviti - 030700- Peruntukan sebanyak RM 14,405,100 yang akan dibentangkan dalam Sesi Parlimen 2020 telah dimasuk kira sebagai pendahuluan.

Nota: \*B43 – Program/Aktiviti - 030800- Peruntukan sebanyak RM 10,554,100 yang akan dibentangkan dalam Sesi Parlimen 2020 telah dimasuk kira sebagai pendahuluan.

## Penyata Perbelanjaan Mengurus bagi tahun berakhir 31 Disember 2019

(sambungan)

Maksud Perbelanjaan	Anggaran		Sebenar	
	Asal	Dipinda	Amaun	Prestasi
	RM	RM	RM	%
<b>PERBELANJAAN BEKALAN – (SAMB.)</b>				
<b>B.43 KEMENTERIAN PERUMAHAN DAN KERAJAAN TEMPATAN – (SAMB.)</b>				
<i>Jumlah Emolumen</i>	731,286,100	703,998,617	703,998,180.36	99.99
<i>Jumlah Perkhidmatan dan Bekalan</i>	354,463,700	372,207,602	372,206,717.45	99.99
<i>Jumlah Aset</i>	117,400	1,958,331	1,957,179.00	99.94
<i>Jumlah Pemberian dan Kenaan Bayaran Tetap</i>	1,348,473,900	1,381,127,828	1,992,155,958.62	144.24
<i>Jumlah Perbelanjaan-perbelanjaan Lain</i>	200	8,122	8,019.78	98.74
<b>JUMLAH KEMENTERIAN PERUMAHAN DAN KERAJAAN TEMPATAN</b>	<b>2,434,341,300</b>	<b>2,459,300,500</b>	<b>3,070,326,055.21</b>	<b>124.85</b>
<b>B.45 KEMENTERIAN BELIA DAN SUKAN</b>				
010000 PENGURUSAN AM				
010100 Pengurusan Ibu Pejabat				
10000 Emolumen	31,005,200	32,793,643	29,460,375.25	89.84
20000 Perkhidmatan dan Bekalan	27,337,000	28,425,480	26,419,653.54	92.94
30000 Aset	–	35,320	35,247.24	99.79
40000 Pemberian dan Kenaan Bayaran Tetap	65,308,900	71,520,053	71,519,336.44	99.99
50000 Perbelanjaan-perbelanjaan Lain	10,000	27,000	18,215.00	67.46
<b>Jumlah 010100</b>	<b>123,661,100</b>	<b>132,801,496</b>	<b>127,452,827.47</b>	<b>95.97</b>
010200 Agensi Anti-Doping Malaysia (ADAMAS)				
10000 Emolumen	–	297,000	138,278.00	46.56
20000 Perkhidmatan dan Bekalan	–	1,026,684	998,086.25	97.21
40000 Pemberian dan Kenaan Bayaran Tetap	2,597,300	–	–	–
<b>Jumlah 010200</b>	<b>2,597,300</b>	<b>1,323,684</b>	<b>1,136,364.25</b>	<b>85.85</b>
010300 Perbadanan Stadium Malaysia (PSM)				
40000 Pemberian dan Kenaan Bayaran Tetap	17,000,000	17,000,000	17,000,000.00	100.00
<b>Jumlah 010300</b>	<b>17,000,000</b>	<b>17,000,000</b>	<b>17,000,000.00</b>	<b>100.00</b>
<i>Emolumen</i>	31,005,200	33,090,643	29,598,653.25	89.45
<i>Perkhidmatan dan Bekalan</i>	27,337,000	29,452,164	27,417,739.79	93.09
<i>Aset</i>	–	35,320	35,247.24	99.79
<i>Pemberian dan Kenaan Bayaran Tetap</i>	84,906,200	88,520,053	88,519,336.44	99.99
<i>Perbelanjaan-perbelanjaan Lain</i>	10,000	27,000	18,215.00	67.46
<b>Jumlah 010000</b>	<b>143,258,400</b>	<b>151,125,180</b>	<b>145,589,191.72</b>	<b>96.34</b>
020000 PEMBANGUNAN BELIA DAN SUKAN				
020100 Belia dan Sukan				
10000 Emolumen	72,640,900	68,602,596	65,027,615.40	94.79
20000 Perkhidmatan dan Bekalan	44,993,000	40,672,595	39,371,601.33	96.80
40000 Pemberian dan Kenaan Bayaran Tetap	14,000,000	15,500,000	15,486,388.15	99.91
<b>Jumlah 020100</b>	<b>131,633,900</b>	<b>124,775,191</b>	<b>119,885,604.88</b>	<b>96.08</b>
020200 Institut Penyelidikan Pembangunan Belia Malaysia (IYRES)				
40000 Pemberian dan Kenaan Bayaran Tetap	2,732,000	2,732,000	2,732,000.00	100.00
<b>Jumlah 020200</b>	<b>2,732,000</b>	<b>2,732,000</b>	<b>2,732,000.00</b>	<b>100.00</b>
020300 Majlis Sukan Negara (MSN)				
40000 Pemberian dan Kenaan Bayaran Tetap	88,657,200	88,657,200	82,742,170.00	93.33
<b>Jumlah 020300</b>	<b>88,657,200</b>	<b>88,657,200</b>	<b>82,742,170.00</b>	<b>93.33</b>
020400 Institut Sukan Negara (ISN)				
40000 Pemberian dan Kenaan Bayaran Tetap	15,826,100	15,826,100	15,826,100.00	100.00
<b>Jumlah 020400</b>	<b>15,826,100</b>	<b>15,826,100</b>	<b>15,826,100.00</b>	<b>100.00</b>
020500 Patriotisme				
10000 Emolumen	18,521,000	15,741,000	13,766,958.91	87.46
20000 Perkhidmatan dan Bekalan	18,662,400	17,062,400	15,240,826.25	89.32
40000 Pemberian dan Kenaan Bayaran Tetap	1,701,000	1,701,000	1,186,601.33	69.76
<b>Jumlah 020500</b>	<b>38,884,400</b>	<b>34,504,400</b>	<b>30,194,386.49</b>	<b>87.51</b>
020600 Pembangunan Kemahiran Belia				
10000 Emolumen	95,610,000	98,685,861	96,216,701.28	97.50
20000 Perkhidmatan dan Bekalan	99,430,000	96,660,738	93,747,415.40	96.99
40000 Pemberian dan Kenaan Bayaran Tetap	11,070,000	11,078,280	9,911,155.34	89.46
50000 Perbelanjaan-perbelanjaan Lain	1,250,000	1,250,000	743,473.96	59.48
<b>Jumlah 020600</b>	<b>207,360,000</b>	<b>207,674,879</b>	<b>200,618,745.98</b>	<b>96.60</b>

(disambung...)

## Penyata Perbelanjaan Mengurus bagi tahun berakhir 31 Disember 2019

(sambungan)

Maksud Perbelanjaan	Anggaran		Sebenar	
	Asal	Dipinda	Amaun	Prestasi
	RM	RM	RM	%
<b>PERBELANJAAN BEKALAN – (SAMB.)</b>				
<b>B.45 KEMENTERIAN BELIA DAN SUKAN – (SAMB.)</b>				
020000 PEMBANGUNAN BELIA DAN SUKAN – (SAMB.)				
<i>Emolumen</i>	186,771,900	183,029,457	175,011,275.59	95.62
<i>Perkhidmatan dan Bekalan</i>	163,085,400	154,395,733	148,359,842.98	96.09
<i>Pemberian dan Kenaan Bayaran Tetap</i>	133,986,300	135,494,580	127,884,414.82	94.38
<i>Perbelanjaan-perbelanjaan Lain</i>	1,250,000	1,250,000	743,473.96	59.48
<i>Jumlah 020000</i>	485,093,600	474,169,770	451,999,007.35	95.32
030000 PROGRAM KHUSUS				
030100 Bertugas ke Luar Negara				
20000 Perkhidmatan dan Bekalan	750,000	1,000,000	811,463.17	81.15
<i>Jumlah 030100</i>	750,000	1,000,000	811,463.17	81.15
030200 Emolumen Kakitangan Kontrak				
20000 Perkhidmatan dan Bekalan	18,008,000	17,758,000	16,155,052.34	90.97
<i>Jumlah 030200</i>	18,008,000	17,758,000	16,155,052.34	90.97
030300 Penyelenggaraan Kompleks Belia Sukan				
20000 Perkhidmatan dan Bekalan	1,500,000	1,500,000	1,398,847.11	93.26
<i>Jumlah 030300</i>	1,500,000	1,500,000	1,398,847.11	93.26
030400 Hari Sukan Negara				
20000 Perkhidmatan dan Bekalan	300,000	300,000	298,962.84	99.65
40000 Pemberian dan Kenaan Bayaran Tetap	2,700,000	2,700,000	2,691,860.00	99.70
<i>Jumlah 030400</i>	3,000,000	3,000,000	2,990,822.84	99.69
030500 Penyelenggaraan Institut Latihan Kemahiran Belia				
20000 Perkhidmatan dan Bekalan	5,000,000	3,500,000	3,435,657.47	98.16
30000 Aset	-	1,174,200	1,132,016.00	96.41
<i>Jumlah 030500</i>	5,000,000	4,674,200	4,567,673.47	97.72
<i>Perkhidmatan dan Bekalan</i>	25,558,000	24,058,000	22,099,982.93	91.86
<i>Aset</i>	-	1,174,200	1,132,016.00	96.41
<i>Pemberian dan Kenaan Bayaran Tetap</i>	2,700,000	2,700,000	2,691,860.00	99.70
<i>Jumlah 030000</i>	28,258,000	27,932,200	25,923,858.93	92.81
040000 "ONE-OFF"				
040100 Harta Modal				
30000 Aset	4,000,000	5,382,850	5,219,953.94	96.97
<i>Jumlah 040100</i>	4,000,000	5,382,850	5,219,953.94	96.97
040200 Perluasan Program Pembangunan Ekonomi Belia				
20000 Perkhidmatan dan Bekalan	1,000,000	1,130,000	1,076,197.01	95.24
40000 Pemberian dan Kenaan Bayaran Tetap	2,000,000	1,870,000	1,852,300.00	99.05
<i>Jumlah 040200</i>	3,000,000	3,000,000	2,928,497.01	97.62
<i>Perkhidmatan dan Bekalan</i>	1,000,000	1,130,000	1,076,197.01	95.24
<i>Aset</i>	4,000,000	5,382,850	5,219,953.94	96.97
<i>Pemberian dan Kenaan Bayaran Tetap</i>	2,000,000	1,870,000	1,852,300.00	99.05
<i>Jumlah 040000</i>	7,000,000	8,382,850	8,148,450.95	97.20
<i>Jumlah Emolumen</i>	217,777,100	216,120,100	204,609,928.84	94.67
<i>Jumlah Perkhidmatan dan Bekalan</i>	216,980,400	209,035,897	198,953,762.71	95.18
<i>Jumlah Aset</i>	4,000,000	6,592,370	6,387,217.18	96.89
<i>Jumlah Pemberian dan Kenaan Bayaran Tetap</i>	223,592,500	228,584,633	220,947,911.26	96.66
<i>Jumlah Perbelanjaan-perbelanjaan Lain</i>	1,260,000	1,277,000	761,688.96	59.65
<i>JUMLAH KEMENTERIAN BELIA DAN SUKAN</i>	663,610,000	661,610,000	631,660,508.95	95.47
<b>B.46 KEMENTERIAN SUMBER MANUSIA</b>				
010000 PENGURUSAN KEMENTERIAN				
010100 Khidmat Pengurusan				
10000 Emolumen	10,200,000	8,771,000	8,347,804.01	95.18
20000 Perkhidmatan dan Bekalan	8,135,700	12,983,000	12,916,653.24	99.49
30000 Aset	-	541,598	480,709.60	88.76
<i>Jumlah 010100</i>	18,335,700	22,295,598	21,745,166.85	97.53
010200 Dasar Sumber Manusia				
10000 Emolumen	2,600,300	2,420,300	1,858,116.03	76.77
20000 Perkhidmatan dan Bekalan	1,432,000	1,432,000	1,368,857.14	95.59
<i>Jumlah 010200</i>	4,032,300	3,852,300	3,226,973.17	83.77

(disambung...)

## Penyata Perbelanjaan Mengurus bagi tahun berakhir 31 Disember 2019

(sambungan)

Maksud Perbelanjaan	Anggaran		Sebenar	
	Asal	Dipinda	Amaun	Prestasi
	RM	RM	RM	%
<b>PERBELANJAAN BEKALAN – (SAMB.)</b>				
<b>B.46 KEMENTERIAN SUMBER MANUSIA – (SAMB.)</b>				
010000 PENGURUSAN KEMENTERIAN – (SAMB.)				
010300 Dasar Perburuhan				
10000 Emolumen	1,437,000	1,869,000	1,796,240.61	96.11
20000 Perkhidmatan dan Bekalan	217,400	387,400	324,108.83	83.66
Jumlah 010300	1,654,400	2,256,400	2,120,349.44	93.97
010400 Kewangan dan Pembangunan				
10000 Emolumen	2,648,200	2,648,200	2,648,192.49	99.99
20000 Perkhidmatan dan Bekalan	9,209,400	11,787,400	11,283,508.01	95.73
40000 Pemberian dan Kenaan Bayaran Tetap	5,003,000	19,760	19,351.35	97.93
Jumlah 010400	16,860,600	14,455,360	13,951,051.85	96.51
010500 Pengurusan Sumber Manusia				
10000 Emolumen	2,886,100	2,946,600	2,880,122.78	97.74
20000 Perkhidmatan dan Bekalan	1,797,000	1,257,900	1,228,191.21	97.64
Jumlah 010500	4,683,100	4,204,500	4,108,313.99	97.71
010600 Akaun				
10000 Emolumen	1,474,000	1,556,100	1,473,876.47	94.72
20000 Perkhidmatan dan Bekalan	1,826,600	1,670,400	1,583,534.01	94.80
Jumlah 010600	3,300,600	3,226,500	3,057,410.48	94.76
010700 Pengurusan Maklumat				
10000 Emolumen	1,904,800	1,976,200	1,960,463.47	99.20
20000 Perkhidmatan dan Bekalan	11,569,000	10,349,000	8,409,299.15	81.26
30000 Aset	-	1,285,000	1,265,681.78	98.50
Jumlah 010700	13,473,800	13,610,200	11,635,444.40	85.49
010800 Antarabangsa				
10000 Emolumen	3,972,000	3,972,000	2,709,326.81	68.21
20000 Perkhidmatan dan Bekalan	4,066,000	2,016,200	1,680,051.45	83.33
40000 Pemberian dan Kenaan Bayaran Tetap	5,100,000	5,100,000	4,955,892.67	97.17
50000 Perbelanjaan-perbelanjaan Lain	20,600	65,600	56,251.60	85.75
Jumlah 010800	13,158,600	11,153,800	9,401,522.53	84.29
010900 <i>Institute of Labour Market Information and Analysis (ILMIA)</i>				
10000 Emolumen	2,286,500	2,286,500	1,955,957.76	85.54
20000 Perkhidmatan dan Bekalan	1,836,500	1,605,102	1,467,386.41	91.42
Jumlah 010900	4,123,000	3,891,602	3,423,344.17	87.97
<i>Emolumen</i>	29,408,900	28,445,900	25,630,100.43	90.10
<i>Perkhidmatan dan Bekalan</i>	40,089,600	43,488,402	40,261,589.45	92.58
<i>Aset</i>	-	1,826,598	1,746,391.38	95.61
<i>Pemberian dan Kenaan Bayaran Tetap</i>	10,103,000	5,119,760	4,975,244.02	97.18
<i>Perbelanjaan-perbelanjaan Lain</i>	20,600	65,600	56,251.60	85.75
Jumlah 010000	79,622,100	78,946,260	72,669,576.88	92.05
020000 PEMBANGUNAN KEMAHIRAN				
020100 Pembangunan Tenaga MANUSIA				
10000 Emolumen	214,264,000	210,504,000	202,726,664.59	96.31
20000 Perkhidmatan dan Bekalan	177,407,000	149,092,800	124,734,264.55	83.66
40000 Pemberian dan Kenaan Bayaran Tetap	21,060,000	20,060,000	16,500,038.35	82.25
Jumlah 020100	412,731,000	379,656,800	343,960,967.49	90.60
020200 Pembangunan Kemahiran				
10000 Emolumen	49,899,600	51,015,600	50,890,006.39	99.75
20000 Perkhidmatan dan Bekalan	20,714,000	19,618,000	18,071,455.43	92.12
30000 Aset	-	382,000	302,916.98	79.30
40000 Pemberian dan Kenaan Bayaran Tetap	3,400,000	3,400,000	3,338,348.40	98.19
50000 Perbelanjaan-perbelanjaan Lain	-	14,000	12,400.00	88.57
Jumlah 020200	74,013,600	74,429,600	72,615,127.20	97.56
020300 Perbadanan Tabung Pembangunan Kemahiran				
40000 Pemberian dan Kenaan Bayaran Tetap	5,000,000	2,500,000	2,500,000.00	100.00
Jumlah 020300	5,000,000	2,500,000	2,500,000.00	100.00

(disambung...)

## Penyata Perbelanjaan Mengurus bagi tahun berakhir 31 Disember 2019

(sambungan)

Maksud Perbelanjaan	Anggaran		Sebenar	
	Asal	Dipinda	Amaun	Prestasi
	RM	RM	RM	%
<b>PERBELANJAAN BEKALAN – (SAMB.)</b>				
<b>B.46 KEMENTERIAN SUMBER MANUSIA – (SAMB.)</b>				
020000 PEMBANGUNAN KEMAHIRAN – (SAMB.)				
<i>Emolumen</i>	264,163,600	261,519,600	253,616,670.98	96.98
<i>Perkhidmatan dan Bekalan</i>	198,121,000	168,710,800	142,805,719.98	84.65
<i>Aset</i>	–	382,000	302,916.98	79.30
<i>Pemberian dan Kenaan Bayaran Tetap</i>	29,460,000	25,960,000	22,338,386.75	86.05
<i>Perbelanjaan-perbelanjaan Lain</i>	–	14,000	12,400.00	88.57
<i>Jumlah 020000</i>	491,744,600	456,586,400	419,076,094.69	91.78
030000 PENGURUSAN PERBURUHAN DAN PEKERJAAN				
030100 Tenaga Kerja				
10000 <i>Emolumen</i>	85,980,700	84,669,700	82,892,125.04	97.90
20000 <i>Perkhidmatan dan Bekalan</i>	29,700,800	27,295,800	25,953,776.57	95.08
40000 <i>Pemberian dan Kenaan Bayaran Tetap</i>	36,400	36,400	19,260.00	52.91
<i>Jumlah 030100</i>	115,717,900	112,001,900	108,865,161.61	97.20
030200 Keselamatan dan Kesihatan Pekerja				
10000 <i>Emolumen</i>	99,936,600	100,510,600	98,544,443.06	98.04
20000 <i>Perkhidmatan dan Bekalan</i>	30,597,900	28,847,900	27,680,692.49	95.95
40000 <i>Pemberian dan Kenaan Bayaran Tetap</i>	19,600	19,600	19,436.25	99.16
<i>Jumlah 030200</i>	130,554,100	129,378,100	126,244,571.80	97.58
<i>Emolumen</i>	185,917,300	185,180,300	181,436,568.10	97.98
<i>Perkhidmatan dan Bekalan</i>	60,298,700	56,143,700	53,634,469.06	95.53
<i>Pemberian dan Kenaan Bayaran Tetap</i>	56,000	56,000	38,696.25	69.10
<i>Jumlah 030000</i>	246,272,000	241,380,000	235,109,733.41	97.40
040000 PERHUBUNGAN PERUSAHAAN				
040100 Hal Ehwal Kesatuan Sekerja				
10000 <i>Emolumen</i>	5,873,700	6,073,700	5,982,087.80	98.49
20000 <i>Perkhidmatan dan Bekalan</i>	1,726,800	1,906,800	1,809,316.08	94.89
<i>Jumlah 040100</i>	7,600,500	7,980,500	7,791,403.88	97.63
040200 Perhubungan Perusahaan				
10000 <i>Emolumen</i>	13,286,900	13,832,900	13,634,057.60	98.56
20000 <i>Perkhidmatan dan Bekalan</i>	3,317,600	2,974,600	2,840,092.11	95.48
<i>Jumlah 040200</i>	16,604,500	16,807,500	16,474,149.71	98.02
040300 Mahkamah Perusahaan				
10000 <i>Emolumen</i>	12,238,700	12,238,700	11,274,543.54	92.12
20000 <i>Perkhidmatan dan Bekalan</i>	11,157,300	10,977,300	10,850,540.78	98.85
40000 <i>Pemberian dan Kenaan Bayaran Tetap</i>	347,000	347,000	60,176.45	17.34
<i>Jumlah 040300</i>	23,743,000	23,563,000	22,185,260.77	94.15
<i>Emolumen</i>	31,399,300	32,145,300	30,890,688.94	96.10
<i>Perkhidmatan dan Bekalan</i>	16,201,700	15,858,700	15,499,948.97	97.74
<i>Pemberian dan Kenaan Bayaran Tetap</i>	347,000	347,000	60,176.45	17.34
<i>Jumlah 040000</i>	47,948,000	48,351,000	46,450,814.36	96.07
050000 PROGRAM KHUSUS				
050100 Bertugas ke Luar Negara				
20000 <i>Perkhidmatan dan Bekalan</i>	1,500,000	1,500,000	1,320,590.57	88.04
<i>Jumlah 050100</i>	1,500,000	1,500,000	1,320,590.57	88.04
050200 Emolumen Kakitangan Kontrak				
20000 <i>Perkhidmatan dan Bekalan</i>	1,000,000	1,000,000	847,634.56	84.76
<i>Jumlah 050200</i>	1,000,000	1,000,000	847,634.56	84.76
050300 Sambutan Hari Pekerja				
20000 <i>Perkhidmatan dan Bekalan</i>	400,000	400,000	389,748.85	97.44
<i>Jumlah 050300</i>	400,000	400,000	389,748.85	97.44
050400 Penyelenggaraan Peralatan Latihan dan Bangunan Institut Latihan Kemahiran				
20000 <i>Perkhidmatan dan Bekalan</i>	10,000,000	10,000,000	9,151,898.30	91.52
<i>Jumlah 050400</i>	10,000,000	10,000,000	9,151,898.30	91.52
<i>Perkhidmatan dan Bekalan</i>	12,900,000	12,900,000	11,709,872.28	90.77
<i>Jumlah 050000</i>	12,900,000	12,900,000	11,709,872.28	90.77

(disambung...)

## Penyata Perbelanjaan Mengurus bagi tahun berakhir 31 Disember 2019

(sambungan)

Maksud Perbelanjaan	Anggaran		Sebenar	
	Asal	Dipinda	Amaun	Prestasi
	RM	RM	RM	%
<b>PERBELANJAAN BEKALAN – (SAMB.)</b>				
<b>B.46 KEMENTERIAN SUMBER MANUSIA – (SAMB.)</b>				
060000 "ONE-OFF"				
060100 Pembelian Aset				
30000 Aset	6,633,300	6,776,300	5,658,891.28	83.51
Jumlah 060100	6,633,300	6,776,300	5,658,891.28	83.51
Aset	6,633,300	6,776,300	5,658,891.28	83.51
Jumlah 060000	6,633,300	6,776,300	5,658,891.28	83.51
Jumlah Emolumen	510,889,100	507,291,100	491,574,028.45	96.90
Jumlah Perkhidmatan dan Bekalan	327,611,000	297,101,602	263,911,599.74	88.83
Jumlah Aset	6,633,300	8,984,898	7,708,199.64	85.79
Jumlah Pemberian dan Kenaan Bayaran Tetap	39,966,000	31,482,760	27,412,503.47	87.07
Jumlah Perbelanjaan-perbelanjaan Lain	20,600	79,600	68,651.60	86.25
<b>JUMLAH KEMENTERIAN SUMBER MANUSIA</b>	<b>885,120,000</b>	<b>844,939,960</b>	<b>790,674,982.90</b>	<b>93.58</b>
<b>B.47 KEMENTERIAN KOMUNIKASI DAN MULTIMEDIA</b>				
010000 PENGURUSAN AM				
010100 Khidmat Pengurusan				
10000 Emolumen	11,458,700	11,458,700	11,278,815.99	98.43
20000 Perkhidmatan dan Bekalan	38,205,900	38,026,440	26,094,529.25	68.62
30000 Aset	250,000	364,460	251,263.00	68.94
50000 Perbelanjaan-perbelanjaan Lain	50,000	50,000	44,964.00	89.93
Jumlah 010100	49,964,600	49,899,600	37,669,572.24	75.49
010200 Pengurusan Sumber Manusia				
10000 Emolumen	3,882,100	8,682,100	8,267,677.04	95.23
20000 Perkhidmatan dan Bekalan	2,823,300	2,323,300	2,151,693.63	92.61
Jumlah 010200	6,705,400	11,005,400	10,419,370.67	94.68
010300 Kewangan				
10000 Emolumen	4,471,200	4,271,200	4,067,391.72	95.23
20000 Perkhidmatan dan Bekalan	3,812,600	3,048,590	2,391,646.55	78.45
40000 Pemberian dan Kenaan Bayaran Tetap	99,000	463,010	460,032.52	99.36
Jumlah 010300	8,382,800	7,782,800	6,919,070.79	88.90
010400 Pembangunan				
10000 Emolumen	1,038,900	1,141,800	1,129,574.92	98.93
20000 Perkhidmatan dan Bekalan	234,100	259,100	230,823.04	89.09
Jumlah 010400	1,273,000	1,400,900	1,360,397.96	97.11
010500 Audit Dalam				
10000 Emolumen	1,261,200	1,339,500	1,269,254.80	94.76
20000 Perkhidmatan dan Bekalan	158,500	158,500	150,279.29	94.81
Jumlah 010500	1,419,700	1,498,000	1,419,534.09	94.76
010600 Akaun				
10000 Emolumen	3,157,300	3,157,300	3,063,611.64	97.03
20000 Perkhidmatan dan Bekalan	308,800	308,800	293,685.29	95.11
Jumlah 010600	3,466,100	3,466,100	3,357,296.93	96.86
010700 Pengurusan Maklumat				
10000 Emolumen	2,026,800	2,026,800	2,025,981.97	99.96
20000 Perkhidmatan dan Bekalan	13,384,200	13,192,200	10,595,031.52	80.31
30000 Aset	50,000	242,000	45,300.00	18.72
Jumlah 010700	15,461,000	15,461,000	12,666,313.49	81.92
010800 Institut Penyiaran dan Penerangan Tun Abdul Razak (IPPTAR)				
10000 Emolumen	5,106,800	5,536,800	5,458,160.33	98.58
20000 Perkhidmatan dan Bekalan	5,080,500	4,605,400	3,482,450.75	75.62
30000 Aset	-	45,100	45,070.00	99.93
Jumlah 010800	10,187,300	10,187,300	8,985,681.08	88.20
Emolumen	32,403,000	37,614,200	36,560,468.41	97.20
Perkhidmatan dan Bekalan	64,007,900	61,922,330	45,390,139.32	73.30
Aset	300,000	364,460	341,633.00	93.74
Pemberian dan Kenaan Bayaran Tetap	99,000	463,010	460,032.52	99.36
Perbelanjaan-perbelanjaan Lain	50,000	50,000	44,964.00	89.93
Jumlah 010000	96,859,900	100,701,100	82,797,237.25	82.22

(disambung...)

## Penyata Perbelanjaan Mengurus bagi tahun berakhir 31 Disember 2019

(sambungan)

Maksud Perbelanjaan	Anggaran		Sebenar	
	Asal	Dipinda	Amaun	Prestasi
	RM	RM	RM	%
<b>PERBELANJAAN BEKALAN – (SAMB.)</b>				
<b>B.47 KEMENTERIAN KOMUNIKASI DAN MULTIMEDIA – (SAMB.)</b>				
020000 KOMUNIKASI STRATEGIK DAN INDUSTRI KREATIF				
020100 Dasar dan Perancangan Strategik				
10000 Emolumen	3,153,300	3,153,300	3,103,197.41	98.41
20000 Perkhidmatan dan Bekalan	528,600	558,900	514,893.84	92.13
Jumlah 020100	3,681,900	3,712,200	3,618,091.25	97.46
020200 Antarabangsa				
10000 Emolumen	1,281,600	1,381,100	1,371,430.87	99.30
20000 Perkhidmatan dan Bekalan	604,400	510,500	360,693.65	70.65
40000 Pemberian dan Kenaan Bayaran Tetap	4,794,000	4,794,000	3,876,365.29	80.86
Jumlah 020200	6,680,000	6,685,600	5,608,489.81	83.89
020300 Komunikasi Strategik				
10000 Emolumen	5,044,300	4,544,300	4,454,288.70	98.02
20000 Perkhidmatan dan Bekalan	8,845,900	4,241,500	2,480,820.31	58.49
Jumlah 020300	13,890,200	8,785,800	6,935,109.01	78.94
020400 PUSPAL				
10000 Emolumen	538,900	539,200	539,182.28	99.99
20000 Perkhidmatan dan Bekalan	193,200	192,900	150,777.04	78.16
Jumlah 020400	732,100	732,100	689,959.32	94.24
020500 Jabatan Penerangan Malaysia (JAPEN)				
10000 Emolumen	110,566,400	107,343,700	104,971,460.64	97.79
20000 Perkhidmatan dan Bekalan	53,062,200	52,938,600	48,963,813.82	92.49
30000 Aset	-	2,279,570	2,217,887.50	97.29
40000 Pemberian dan Kenaan Bayaran Tetap	6,300,000	4,144,030	4,095,860.00	98.84
Jumlah 020500	169,928,600	166,705,900	160,249,021.96	96.13
020600 Jabatan Penyiaran Malaysia (RTM)				
10000 Emolumen	191,036,600	195,236,600	194,894,203.03	99.82
20000 Perkhidmatan dan Bekalan	269,970,500	300,326,867	288,911,804.18	96.20
30000 Aset	-	4,492,804	3,836,801.00	85.40
40000 Pemberian dan Kenaan Bayaran Tetap	1,872,700	2,170,700	1,820,988.72	83.89
Jumlah 020600	462,879,800	502,226,971	489,463,796.93	97.46
020700 BERNAMA				
40000 Pemberian dan Kenaan Bayaran Tetap	50,000,000	68,494,000	68,494,000.00	100.00
Jumlah 020700	50,000,000	68,494,000	68,494,000.00	100.00
020800 Perbadanan Kemajuan Filem Nasional (FINAS)				
40000 Pemberian dan Kenaan Bayaran Tetap	39,000,000	39,000,000	39,000,000.00	100.00
Jumlah 020800	39,000,000	39,000,000	39,000,000.00	100.00
<i>Emolumen</i>	311,621,100	312,198,200	309,333,762.93	99.08
<i>Perkhidmatan dan Bekalan</i>	333,204,800	358,769,267	341,382,802.84	95.15
<i>Aset</i>	-	-	6,054,688.50	-
<i>Pemberian dan Kenaan Bayaran Tetap</i>	101,966,700	118,602,730	117,287,214.01	98.89
Jumlah 020000	746,792,600	796,342,571	774,058,468.28	97.20
030000 INFRASTRUKTUR TELEKOMUNIKASI DAN EKOMONI DIGITAL				
030100 Infrastruktur dan Aplikasi				
10000 Emolumen	1,377,900	1,377,900	1,223,300.23	88.78
20000 Perkhidmatan dan Bekalan	3,701,700	3,501,700	2,621,737.02	74.87
30000 Aset	16,000	16,000	-	-
40000 Pemberian dan Kenaan Bayaran Tetap	143,900	143,900	99,803.50	69.36
Jumlah 030100	5,239,500	5,039,500	3,944,840.75	78.28
030200 Kawalan dan Pematuhan				
10000 Emolumen	750,600	750,600	749,348.61	99.83
20000 Perkhidmatan dan Bekalan	166,700	166,700	162,693.17	97.60
Jumlah 030200	917,300	917,300	912,041.78	99.43
030300 Teknologi Komunikasi				
10000 Emolumen	1,269,400	1,287,400	1,276,946.30	99.19
20000 Perkhidmatan dan Bekalan	1,363,800	1,345,800	1,194,303.50	88.74
Jumlah 030300	2,633,200	2,633,200	2,471,249.80	93.85

(disambung...)

## Penyata Perbelanjaan Mengurus bagi tahun berakhir 31 Disember 2019

(sambungan)

Maksud Perbelanjaan	Anggaran		Sebenar	
	Asal	Dipinda	Amaun	Prestasi
	RM	RM	RM	%
<b>PERBELANJAAN BEKALAN – (SAMB.)</b>				
<b>B.47 KEMENTERIAN KOMUNIKASI DAN MULTIMEDIA – (SAMB.)</b>				
030000 INFRASTRUKTUR TELEKOMUNIKASI DAN EKOMONI DIGITAL				
030400 Pembangunan Kandungan				
10000 Emolumen	811,800	811,800	763,773.66	94.08
20000 Perkhidmatan dan Bekalan	692,400	692,400	255,476.12	36.90
Jumlah 030400	1,504,200	1,504,200	1,019,249.78	67.76
030500 Jabatan Perlindungan Data Peribadi (JPDP)				
10000 Emolumen	2,327,700	2,737,700	2,631,859.86	96.13
20000 Perkhidmatan dan Bekalan	1,458,300	1,458,300	1,154,444.27	79.16
Jumlah 030500	3,786,000	4,196,000	3,786,304.13	90.24
Emolumen	6,537,400	6,965,400	6,645,228.66	95.40
Perkhidmatan dan Bekalan	7,382,900	7,164,900	5,388,654.08	75.21
Aset	16,000	16,000	–	–
Pembeiran dan Kenaan Bayaran Tetap	143,900	143,900	99,803.50	69.36
Jumlah 030000	14,080,200	14,290,200	12,133,686.24	84.91
040000 PROGRAM KHUSUS				
040100 Bertugas ke Luar Negara				
20000 Perkhidmatan dan Bekalan	2,040,000	3,967,079	3,720,411.23	93.78
40000 Pemberian dan Kenaan Bayaran Tetap	262,500	262,500	262,500.00	100.00
Jumlah 040100	2,302,500	4,229,579	3,982,911.23	94.17
040200 Emolumen Kakitangan Kontrak				
20000 Perkhidmatan dan Bekalan	502,000	502,000	273,371.11	54.46
40000 Pemberian dan Kenaan Bayaran Tetap	103,600	103,600	94,006.19	90.74
Jumlah 040200	605,600	605,600	367,377.30	60.66
040300 MERS 999				
20000 Perkhidmatan dan Bekalan	99,600,000	99,640,000	99,640,000.00	100.00
Jumlah 040300	99,600,000	99,640,000	99,640,000.00	100.00
040600 Media City				
20000 Perkhidmatan dan Bekalan	13,549,600	13,549,600	11,224,622.66	82.84
Jumlah 040600	13,549,600	13,549,600	11,224,622.66	82.84
040700 Cybersecurity Malaysia				
40000 Pemberian dan Kenaan Bayaran Tetap	8,197,100	8,197,100	8,197,100.00	100.00
Jumlah 040700	8,197,100	8,197,100	8,197,100.00	100.00
040800 Ganjaran Kakitangan Kontrak				
40000 Pemberian dan Kenaan Bayaran Tetap	824,400	824,400	581,700.00	70.56
Jumlah 040800	824,400	824,400	581,700.00	70.56
Perkhidmatan dan Bekalan	115,691,600	117,658,679	114,858,405.00	97.62
Pembeiran dan Kenaan Bayaran Tetap	9,387,600	9,387,600	9,135,306.19	97.31
Jumlah 040000	125,079,200	127,046,279	123,993,711.19	97.60
050000 "ONE-OFF"				
050100 Projek Pendigitalan Penyiaran Nasional				
20000 Perkhidmatan dan Bekalan	90,000,000	34,431,750	14,133,333.35	41.05
Jumlah 050100	90,000,000	34,431,750	14,133,333.35	41.05
Perkhidmatan dan Bekalan	90,000,000	34,431,750	14,133,333.35	41.05
Jumlah 050000	90,000,000	34,431,750	14,133,333.35	41.05
Jumlah Emolumen	350,561,500	356,777,800	352,539,460.00	98.81
Jumlah Perkhidmatan dan Bekalan	610,287,200	579,946,926	521,153,334.59	89.86
Jumlah Aset	316,000	7,439,934	6,396,321.50	85.97
Jumlah Pemberian dan Kenaan Bayaran Tetap	111,597,200	128,597,240	126,982,356.22	98.74
Jumlah Perbelanjaan-perbelanjaan Lain	50,000	50,000	44,964.00	89.93
JUMLAH KEMENTERIAN KOMUNIKASI DAN MULTIMEDIA	1,072,811,900	1,072,811,900	1,007,116,436.31	93.88

(disambung...)

## Penyata Perbelanjaan Mengurus bagi tahun berakhir 31 Disember 2019

(sambungan)

Maksud Perbelanjaan	Anggaran		Sebenar	
	Asal	Dipinda	Amaun	Prestasi
	RM	RM	RM	%
<b>B.48 KEMENTERIAN PEMBANGUNAN WANITA, KELUARGA DAN MASYARAKAT</b>				
010000 PENGURUSAN KEMENTERIAN				
010100 Khidmat Pengurusan				
10000 Emolumen	9,192,400	8,439,000	7,333,292.46	86.90
20000 Perkhidmatan dan Bekalan	14,181,600	11,319,305	8,930,339.43	78.89
30000 Aset	20,000	320,000	315,980.15	98.74
50000 Perbelanjaan-perbelanjaan Lain	-	12,820	12,720.00	99.22
Jumlah 010100	23,394,000	20,091,125	16,592,332.04	82.59
010200 Dasar dan Perancangan Strategik				
10000 Emolumen	2,620,900	2,992,700	2,992,678.54	99.99
20000 Perkhidmatan dan Bekalan	470,000	470,000	334,403.14	71.15
Jumlah 010200	3,090,900	3,462,700	3,327,081.68	96.08
010300 Pengurusan Sumber Manusia				
10000 Emolumen	2,100,000	2,100,000	1,948,317.01	92.78
20000 Perkhidmatan dan Bekalan	998,000	998,000	644,003.11	64.53
40000 Pemberian dan Kenaan Bayaran Tetap	114,500	114,500	9,790.32	8.55
Jumlah 010300	3,212,500	3,212,500	2,602,110.44	81.00
010400 Hubungan Antarabangsa				
10000 Emolumen	900,000	975,300	975,206.88	99.99
20000 Perkhidmatan dan Bekalan	650,700	650,700	204,377.86	31.41
40000 Pemberian dan Kenaan Bayaran Tetap	300,000	300,000	293,702.00	97.90
Jumlah 010400	1,850,700	1,926,000	1,473,286.74	76.49
010500 Kolaborasi Strategik				
10000 Emolumen	925,400	1,025,400	1,025,285.72	99.99
20000 Perkhidmatan dan Bekalan	473,200	468,200	464,982.78	99.31
Jumlah 010500	1,398,600	1,493,600	1,490,268.50	99.78
010600 Pengurusan Maklumat				
10000 Emolumen	1,443,600	1,448,600	1,426,427.80	98.47
20000 Perkhidmatan dan Bekalan	3,415,000	3,410,000	1,478,257.88	43.35
30000 Aset	-	200,000	51,500.00	25.75
Jumlah 010600	4,858,600	5,058,600	2,956,185.68	58.44
010700 Kewangan				
10000 Emolumen	1,065,700	1,116,800	1,116,793.24	99.99
20000 Perkhidmatan dan Bekalan	5,291,000	1,549,210	1,148,556.29	74.14
40000 Pemberian dan Kenaan Bayaran Tetap	11,540,000	12,457,300	12,433,460.00	99.81
Jumlah 010700	17,896,700	15,123,310	14,698,809.53	97.19
010800 Pembangunan				
10000 Emolumen	852,400	935,000	934,907.07	99.99
20000 Perkhidmatan dan Bekalan	50,000	82,200	82,124.89	99.91
30000 Aset	75,000	75,000	-	-
Jumlah 010800	977,400	1,092,200	1,017,031.96	93.12
010900 Akaun				
10000 Emolumen	1,326,700	1,397,100	1,397,026.65	99.99
20000 Perkhidmatan dan Bekalan	89,800	86,800	71,902.64	82.84
30000 Aset	17,100	17,100	14,200.00	83.04
40000 Pemberian dan Kenaan Bayaran Tetap	3,900	6,900	5,418.43	78.53
Jumlah 010900	1,437,500	1,507,900	1,488,547.72	98.72
Emolumen	20,427,100	20,429,900	19,149,935.37	93.73
Perkhidmatan dan Bekalan	25,619,300	19,034,415	13,358,948.02	70.18
Aset	112,100	612,100	381,680.15	62.36
Pemberian dan Kenaan Bayaran Tetap	11,958,400	12,878,700	12,742,370.75	98.94
Perbelanjaan-perbelanjaan Lain	-	12,820	12,720.00	99.22
Jumlah 010000	58,116,900	52,967,935	45,645,654.29	86.18
020000 KESEJAHTERAAN WANITA, KELUARGA DAN MASYARAKAT				
020100 Kebajikan Masyarakat				
10000 Emolumen	279,524,700	279,524,700	271,997,156.41	97.31
20000 Perkhidmatan dan Bekalan	111,718,600	111,788,600	105,933,621.12	94.76
30000 Aset	350,000	600,000	403,180.00	67.20
40000 Pemberian dan Kenaan Bayaran Tetap	5,064,000	5,124,000	4,605,854.82	89.89
Jumlah 020100	396,657,300	397,037,300	382,939,812.35	96.45

(disambung...)

## Penyata Perbelanjaan Mengurus bagi tahun berakhir 31 Disember 2019

(sambungan)

Maksud Perbelanjaan	Anggaran		Sebenar	
	Asal	Dipinda	Amaun	Prestasi
	RM	RM	RM	%
<b>PERBELANJAAN BEKALAN – (SAMB.)</b>				
<b>B.48 KEMENTERIAN PEMBANGUNAN WANITA, KELUARGA DAN MASYARAKAT – (SAMB.)</b>				
020000 KESEJAHTERAAN WANITA, KELUARGA DAN MASYARAKAT – (SAMB.)				
020200 Pembangunan Wanita				
10000 Emolumen	13,150,800	13,150,800	10,542,690.85	80.17
20000 Perkhidmatan dan Bekalan	6,419,900	6,879,375	6,612,530.94	96.12
30000 Aset	200,000	200,000	190,498.90	95.25
40000 Pemberian dan Kenaan Bayaran Tetap	1,828,400	1,828,400	1,605,771.26	87.82
Jumlah 020200	21,599,100	22,058,575	18,951,491.95	85.91
020300 Institut Sosial Malaysia				
10000 Emolumen	4,827,100	4,827,100	4,494,979.24	93.12
20000 Perkhidmatan dan Bekalan	4,262,900	4,262,900	4,213,013.24	98.83
30000 Aset	250,000	400,000	398,595.15	99.65
40000 Pemberian dan Kenaan Bayaran Tetap	358,200	358,200	346,936.25	96.86
Jumlah 020300	9,698,200	9,848,200	9,453,523.88	95.99
020400 NAM Institute For The Empowerment of Women (NIEW)				
10000 Emolumen	1,120,300	1,120,300	687,671.96	61.38
20000 Perkhidmatan dan Bekalan	836,000	506,000	422,959.27	83.59
40000 Pemberian dan Kenaan Bayaran Tetap	2,200	2,200	-	-
Jumlah 020400	1,958,500	1,628,500	1,110,631.23	68.20
020500 Lembaga Penduduk dan Pembangunan Keluarga Negara (LPPKN)				
40000 Pemberian dan Kenaan Bayaran Tetap	67,000,000	69,000,000	69,000,000.00	100.00
Jumlah 020500	67,000,000	69,000,000	69,000,000.00	100.00
Emolumen	298,622,900	298,622,900	287,722,498.46	96.35
Perkhidmatan dan Bekalan	123,237,400	123,436,875	117,182,124.57	94.93
Aset	800,000	1,200,000	992,274.05	82.69
Pemberian dan Kenaan Bayaran Tetap	74,252,800	76,312,800	75,558,562.33	99.01
Jumlah 020000	496,913,100	499,572,575	481,455,459.41	96.37
030000 PROGRAM KHUSUS				
030100 Bertugas ke Luar Negara				
20000 Perkhidmatan dan Bekalan	1,200,000	1,500,000	1,187,284.21	79.15
Jumlah 030100	1,200,000	1,500,000	1,187,284.21	79.15
030200 Emolumen Kakitangan Kontrak				
20000 Perkhidmatan dan Bekalan	8,500,000	8,450,000	5,818,644.26	68.86
Jumlah 030200	8,500,000	8,450,000	5,818,644.26	68.86
030300 Pembangunan dan Perkembangan Kanak-kanak				
40000 Pemberian dan Kenaan Bayaran Tetap	9,000,000	9,000,000	8,980,190.00	99.78
Jumlah 030300	9,000,000	9,000,000	8,980,190.00	99.78
030400 Kurang Upaya Pemulihan Dalam Komuniti (PDK)				
40000 Pemberian dan Kenaan Bayaran Tetap	91,648,000	91,648,000	91,611,220.47	99.96
Jumlah 030400	91,648,000	91,648,000	91,611,220.47	99.96
030500 Wang Saku Institusi Kanak-kanak				
40000 Pemberian dan Kenaan Bayaran Tetap	2,200,000	2,200,000	1,827,281.95	83.06
Jumlah 030500	2,200,000	2,200,000	1,827,281.95	83.06
030600 Wang Saku Institusi Warga Emas				
40000 Pemberian dan Kenaan Bayaran Tetap	1,050,000	1,050,000	813,090.00	77.44
Jumlah 030600	1,050,000	1,050,000	813,090.00	77.44
030700 Wang Saku Institusi Kurang Upaya				
40000 Pemberian dan Kenaan Bayaran Tetap	600,000	600,000	513,520.55	85.59
Jumlah 030700	600,000	600,000	513,520.55	85.59
030800 Sosioekonomi Keluarga Miskin				
40000 Pemberian dan Kenaan Bayaran Tetap	223,576,000	203,554,500	202,001,974.90	99.24
Jumlah 030800	223,576,000	203,554,500	202,001,974.90	99.24
030900 Sosioekonomi Kurang Upaya				
40000 Pemberian dan Kenaan Bayaran Tetap	673,870,600	684,014,100	683,314,073.30	99.90
Jumlah 030900	673,870,600	684,014,100	683,314,073.30	99.90

(disambung...)

## Penyata Perbelanjaan Mengurus bagi tahun berakhir 31 Disember 2019

(sambungan)

Maksud Perbelanjaan	Anggaran		Sebenar	
	Asal	Dipinda	Amaun	Prestasi
	RM	RM	RM	%
<b>PERBELANJAAN BEKALAN – (SAMB.)</b>				
<b>B.48 KEMENTERIAN PEMBANGUNAN WANITA, KELUARGA DAN MASYARAKAT – (SAMB.)</b>				
030000 PROGRAM KHUSUS – (SAMB.)				
031000 Sosioekonomi Warga Emas				
40000 Pemberian dan Kenaan Bayaran Tetap	568,344,000	581,773,200	579,530,391.55	99.61
Jumlah 031000	568,344,000	581,773,200	579,530,391.55	99.61
031100 Bantuan Am				
40000 Pemberian dan Kenaan Bayaran Tetap	6,000,000	5,623,200	5,474,570.00	97.36
Jumlah 031100	6,000,000	5,623,200	5,474,570.00	97.36
031200 Bantuan Sosioekonomi Lain				
40000 Pemberian dan Kenaan Bayaran Tetap	20,000,000	16,825,600	13,576,176.76	80.69
Jumlah 031200	20,000,000	16,825,600	13,576,176.76	80.69
031300 Komuniti				
20000 Perkhidmatan dan Bekalan	500,000	500,000	435,979.96	87.20
40000 Pemberian dan Kenaan Bayaran Tetap	22,000,000	22,000,000	21,620,161.00	98.27
Jumlah 031300	22,500,000	22,500,000	22,056,140.96	98.03
031400 Membanteras Pemerdagangan Orang				
20000 Perkhidmatan dan Bekalan	4,000,000	4,000,000	1,640,008.94	41.00
40000 Pemberian dan Kenaan Bayaran Tetap	600,000	600,000	35,788.00	5.96
Jumlah 031400	4,600,000	4,600,000	1,675,796.94	36.43
031500 Pusat Aktiviti Warga Emas (PAWE)				
40000 Pemberian dan Kenaan Bayaran Tetap	2,966,400	2,934,400	2,933,040.00	99.95
Jumlah 031500	2,966,400	2,934,400	2,933,040.00	99.95
031600 Unit Penyayang Warga Emas (UPWE)				
40000 Pemberian dan Kenaan Bayaran Tetap	315,000	315,000	315,000.00	100.00
Jumlah 031600	315,000	315,000	315,000.00	100.00
031700 Penyelenggaraan Institut KPWKM				
20000 Perkhidmatan dan Bekalan	5,000,000	4,100,000	3,884,543.19	94.74
40000 Pemberian dan Kenaan Bayaran Tetap	-	900,000	900,000.00	100.00
Jumlah 031700	5,000,000	5,000,000	4,784,543.19	95.69
031800 Taska OKU				
40000 Pemberian dan Kenaan Bayaran Tetap	1,200,000	982,000	863,200.00	87.90
Jumlah 031800	1,200,000	982,000	863,200.00	87.90
031900 Home Help				
40000 Pemberian dan Kenaan Bayaran Tetap	4,000,000	6,489,490	6,489,490.00	100.00
Jumlah 031900	4,000,000	6,489,490	6,489,490.00	100.00
<i>Perkhidmatan dan Bekalan</i>				
	19,200,000	18,550,000	12,966,460.56	69.90
<i>Pemberian dan Kenaan Bayaran Tetap</i>				
	1,627,370,000	1,630,509,490	1,620,799,168.48	99.40
Jumlah 030000	1,646,570,000	1,649,059,490	1,633,765,629.04	99.07
<i>Jumlah Emolomen</i>				
	319,050,000	319,052,800	306,872,433.83	96.18
<i>Jumlah Perkhidmatan dan Bekalan</i>				
	168,056,700	161,021,290	143,507,533.15	89.12
<i>Jumlah Aset</i>				
	912,100	1,812,100	1,373,954.20	75.82
<i>Jumlah Pemberian dan Kenaan Bayaran Tetap</i>				
	1,713,581,200	1,719,700,990	1,709,100,101.56	99.38
<i>Jumlah Perbelanjaan-perbelanjaan Lain</i>				
	-	12,820	12,720.00	99.22
JUMLAH KEMENTERIAN PEMBANGUNAN WANITA, KELUARGA DAN MASYARAKAT	2,201,600,000	2,201,600,000	2,160,866,742.74	98.15
<b>B.60 KEMENTERIAN PERTAHANAN</b>				
010000 PENGURUSAN KEMENTERIAN				
010100 Pengurusan Kementerian Pertahanan				
10000 Emolomen	124,667,100	98,010,200	98,010,176.86	99.99
20000 Perkhidmatan dan Bekalan	358,704,800	354,869,814	434,221,423.91	122.36
30000 Aset	100,000	3,777,306	3,777,278.27	99.99
40000 Pemberian dan Kenaan Bayaran Tetap	42,221,900	33,966,780	33,966,761.73	99.99
Jumlah 010100	525,693,800	490,624,100	569,975,640.77	116.17
010200 Pengurusan Jabatan Hal Ehwal Veteran (JHEV)				
10000 Emolomen	8,558,900	7,843,500	7,843,472.86	99.99
20000 Perkhidmatan dan Bekalan	32,876,400	32,318,600	32,318,530.19	99.99
30000 Aset	-	52,600	52,509.00	99.83
40000 Pemberian dan Kenaan Bayaran Tetap	56,570,700	125,767,000	125,766,986.53	99.99
Jumlah 010200	98,006,000	165,981,700	165,981,498.58	99.99

(disambung...)

## Penyata Perbelanjaan Mengurus bagi tahun berakhir 31 Disember 2019

(sambungan)

Maksud Perbelanjaan	Anggaran		Sebenar	
	Asal	Dipinda	Amaun	Prestasi
	RM	RM	RM	%
<b>PERBELANJAAN BEKALAN – (SAMB.)</b>				
<b>B.60 KEMENTERIAN PERTAHANAN – (SAMB.)</b>				
010000 PENGURUSAN KEMENTERIAN – (SAMB.)				
<i>Emolumen</i>	133,226,000	105,853,700	105,853,649.72	99.99
<i>Perkhidmatan dan Bekalan</i>	391,581,200	387,188,414	466,539,954.10	120.49
<i>Aset</i>	100,000	3,829,906	3,829,787.27	99.99
<i>Pemberian dan Kenaan Bayaran Tetap</i>	98,792,600	159,733,700	159,733,748.26	99.99
<i>Jumlah 010000</i>	623,699,800	656,605,800	735,957,139.35	112.09
020000 KESIAGAAN DAN OPERASI				
020100 Bantuan Bersama				
10000 <i>Emolumen</i>	812,325,300	793,488,590	793,488,536.29	99.99
20000 <i>Perkhidmatan dan Bekalan</i>	455,046,700	453,394,774	453,394,702.60	99.99
30000 <i>Aset</i>	2,980,700	3,804,376	3,804,343.87	99.99
40000 <i>Pemberian dan Kenaan Bayaran Tetap</i>	8,169,600	6,435,500	6,435,394.30	99.99
50000 <i>Perbelanjaan-perbelanjaan Lain</i>	279,700	267,500	267,494.98	99.99
<i>Jumlah 020100</i>	1,278,802,000	1,257,390,640	1,257,390,472.04	99.99
020200 Pertahanan Darat				
10000 <i>Emolumen</i>	4,628,932,400	4,575,185,300	4,575,185,269.01	99.99
20000 <i>Perkhidmatan dan Bekalan</i>	642,859,400	640,854,884	677,147,349.10	105.66
30000 <i>Aset</i>	17,811,600	24,426,699	24,410,184.09	99.93
40000 <i>Pemberian dan Kenaan Bayaran Tetap</i>	3,003,700	2,713,700	2,708,608.04	99.81
50000 <i>Perbelanjaan-perbelanjaan Lain</i>	4,800	800	125.65	15.71
<i>Jumlah 020200</i>	5,292,611,900	5,243,181,383	5,279,451,535.89	100.69
020300 Pertahanan Maritim				
10000 <i>Emolumen</i>	993,156,700	991,119,980	991,119,956.34	99.99
20000 <i>Perkhidmatan dan Bekalan</i>	349,584,800	365,966,555	419,236,152.60	114.56
30000 <i>Aset</i>	16,018,400	17,870,514	17,869,335.35	99.99
40000 <i>Pemberian dan Kenaan Bayaran Tetap</i>	920,800	340,800	338,186.28	99.23
50000 <i>Perbelanjaan-perbelanjaan Lain</i>	1,000	1,000	11.50	1.15
<i>Jumlah 020300</i>	1,359,681,700	1,375,298,849	1,428,563,642.07	103.87
020400 Pertahanan Udara				
10000 <i>Emolumen</i>	976,996,800	991,479,930	991,446,528.85	99.99
20000 <i>Perkhidmatan dan Bekalan</i>	602,626,900	613,013,815	807,062,866.46	131.65
30000 <i>Aset</i>	4,643,300	7,246,225	7,236,372.77	99.86
40000 <i>Pemberian dan Kenaan Bayaran Tetap</i>	182,400	595,409	594,788.98	99.90
<i>Jumlah 020400</i>	1,584,449,400	1,612,335,379	1,806,340,557.06	112.03
<i>Emolumen</i>	7,411,411,200	7,351,273,800	7,351,240,290.49	99.99
<i>Perkhidmatan dan Bekalan</i>	2,050,117,800	2,073,230,028	2,356,841,070.76	113.68
<i>Aset</i>	41,454,000	53,347,814	53,320,236.08	99.95
<i>Pemberian dan Kenaan Bayaran Tetap</i>	12,276,500	10,085,309	10,076,977.60	99.92
<i>Perbelanjaan-perbelanjaan Lain</i>	285,500	269,300	267,632.13	99.38
<i>Jumlah 020000</i>	9,515,545,000	9,488,206,251	9,771,746,207.06	102.99
030000 PROGRAM KHUSUS				
030100 Bertugas ke Luar Negara				
10000 <i>Emolumen</i>	971,700	299,815	299,060.42	99.75
20000 <i>Perkhidmatan dan Bekalan</i>	8,778,300	9,764,385	9,764,348.41	99.99
<i>Jumlah 030100</i>	9,750,000	10,064,200	10,063,408.83	99.99
030200 <i>Emolumen Kakitangan Kontrak</i>				
20000 <i>Perkhidmatan dan Bekalan</i>	250,000	237,000	236,520.25	99.80
<i>Jumlah 030200</i>	250,000	237,000	236,520.25	99.80
030300 <i>Material Pertahanan</i>				
30000 <i>Aset</i>	759,000	489,000	482,750.00	98.72
<i>Jumlah 030300</i>	759,000	489,000	482,750.00	98.72
030400 <i>Menangani Keusangan Sistem</i>				
20000 <i>Perkhidmatan dan Bekalan</i>	13,725,000	13,170,447	13,170,446.50	99.99
30000 <i>Aset</i>	1,275,000	1,817,553	1,816,637.49	99.95
<i>Jumlah 030400</i>	15,000,000	14,988,000	14,987,083.99	99.99
030500 <i>Pengoperasian di ESSZONE</i>				
10000 <i>Emolumen</i>	5,000,000	5,000,000	5,000,000.00	100.00
20000 <i>Perkhidmatan dan Bekalan</i>	69,882,400	67,795,950	67,795,034.05	99.99
<i>Jumlah 030500</i>	74,882,400	72,795,950	72,795,034.05	99.99

(disambung...)

## Penyata Perbelanjaan Mengurus bagi tahun berakhir 31 Disember 2019

(sambungan)

Maksud Perbelanjaan	Anggaran		Sebenar	
	Asal	Dipinda	Amaun	Prestasi
	RM	RM	RM	%
<b>PERBELANJAAN BEKALAN – (SAMB.)</b>				
<b>B.60 KEMENTERIAN PERTAHANAN – (SAMB.)</b>				
030000 PROGRAM KHUSUS – (SAMB.)				
030600 Projek Hidrografi				
20000 Perkhidmatan dan Bekalan	15,000,000	11,499,999	11,499,999.00	100.00
Jumlah 030600	15,000,000	11,499,999	11,499,999.00	100.00
030800 Langkawi International Maritime and Aerospace Exhibition (LIMA'19)				
20000 Perkhidmatan dan Bekalan	15,582,000	15,582,000	15,582,000.00	100.00
Jumlah 030800	15,582,000	15,582,000	15,582,000.00	100.00
<i>Emolumen</i>	5,971,700	5,299,815	5,299,060.42	99.99
<i>Perkhidmatan dan Bekalan</i>	123,217,700	118,049,781	118,048,348.21	99.99
<i>Aset</i>	2,034,000	2,306,553	2,299,387.49	99.69
<i>Jumlah 030000</i>	131,223,400	125,656,149	125,646,796.12	99.99
<i>Jumlah Emolumen</i>	7,550,608,900	7,462,427,315	7,462,393,000.63	99.99
<i>Jumlah Perkhidmatan dan Bekalan</i>	2,564,916,700	2,578,468,223	2,941,429,373.07	114.08
<i>Jumlah Aset</i>	43,588,000	59,484,273	59,449,410.84	99.94
<i>Jumlah Pemberian dan Kenaan Bayaran Tetap</i>	111,069,100	169,819,089	169,810,725.86	99.99
<i>Jumlah Perbelanjaan-perbelanjaan Lain</i>	285,500	269,300	267,632.13	99.38
<b>JUMLAH KEMENTERIAN PERTAHANAN</b>	<b>10,270,468,200</b>	<b>10,270,468,200</b>	<b>10,633,350,142.53</b>	<b>103.53</b>
<b>B.62 KEMENTERIAN DALAM NEGERI</b>				
010000 PENGURUSAN KEMENTERIAN				
010100 Pengurusan				
10000 Emolumen	47,135,300	46,539,600	40,547,450.60	87.12
20000 Perkhidmatan dan Bekalan	88,398,600	133,943,360	124,849,181.59	93.21
30000 Aset	-	1,719,140	1,400,994.24	81.49
40000 Pemberian dan Kenaan Bayaran Tetap	30,203,100	21,451,094	18,148,354.68	84.60
50000 Perbelanjaan-perbelanjaan Lain	2,000,000	2,403,020	2,288,420.67	95.23
Jumlah 010100	167,737,000	206,056,214	187,234,401.78	90.87
010200 Dasar dan Operasi				
10000 Emolumen	71,970,900	72,566,600	71,384,582.63	98.37
20000 Perkhidmatan dan Bekalan	35,674,900	35,212,370	28,035,859.21	79.62
Jumlah 010200	107,645,800	107,778,970	99,420,441.84	92.24
<i>Emolumen</i>	119,106,200	119,106,200	111,932,033.23	93.98
<i>Perkhidmatan dan Bekalan</i>	124,073,500	169,155,730	152,885,040.80	90.38
<i>Aset</i>	-	1,719,140	1,400,994.24	81.49
<i>Pemberian dan Kenaan Bayaran Tetap</i>	30,203,100	21,451,094	18,148,354.68	84.60
<i>Perbelanjaan-perbelanjaan Lain</i>	2,000,000	2,403,020	2,288,420.67	95.23
<i>Jumlah 010000</i>	<i>275,382,800</i>	<i>313,835,184</i>	<i>286,654,843.62</i>	<i>91.34</i>
020000 KESELAMATAN DALAM NEGERI DAN KETENTERAMAN AWAM				
020100 Kepolisian				
10000 Emolumen	7,235,755,000	7,190,755,000	7,040,846,733.35	97.92
20000 Perkhidmatan dan Bekalan	886,076,100	970,750,600	955,181,084.28	98.40
30000 Aset	-	3,102,500	2,346,526.50	75.63
Jumlah 020100	8,121,831,100	8,164,608,100	7,998,374,344.13	97.96
020200 Kesukarelawan				
10000 Emolumen	40,749,800	42,538,800	41,795,662.82	98.25
20000 Perkhidmatan dan Bekalan	83,268,200	82,812,852	80,108,316.17	96.73
30000 Aset	-	455,348	394,318.70	86.60
Jumlah 020200	124,018,000	125,807,000	122,298,297.69	97.21
020300 Kawalan Sempadan				
10000 Emolumen	818,400	818,400	764,503.48	93.41
20000 Perkhidmatan dan Bekalan	2,195,000	2,195,000	1,688,540.35	76.93
Jumlah 020300	3,013,400	3,013,400	2,453,043.83	81.40
020400 Eastern Sabah Security Command (ESSCOM)				
10000 Emolumen	17,058,700	17,058,700	16,356,178.41	95.88
20000 Perkhidmatan dan Bekalan	8,565,900	8,565,900	6,174,552.46	72.08
Jumlah 020400	25,624,600	25,624,600	22,530,730.87	87.93

(disambung...)

## Penyata Perbelanjaan Mengurus bagi tahun berakhir 31 Disember 2019

(sambungan)

Maksud Perbelanjaan	Anggaran		Sebenar	
	Asal	Dipinda	Amaun	Prestasi
	RM	RM	RM	%
<b>PERBELANJAAN BEKALAN – (SAMB.)</b>				
<b>B.62 KEMENTERIAN DALAM NEGERI – (SAMB.)</b>				
020000 KESELAMATAN DALAM NEGERI DAN KETENTERAMAN AWAM – (SAMB.)				
020500 Penguatkuasaan Maritim				
10000 Emolumen	468,426,900	296,925,530	280,448,227.79	94.45
20000 Perkhidmatan dan Bekalan	119,195,200	129,845,200	123,702,497.19	95.27
30000 Aset	–	60,000	59,425.00	99.04
Jumlah 020500	587,622,100	426,830,730	404,210,149.98	94.70
Emolumen	7,762,808,800	7,548,096,430	7,380,211,305.85	97.78
Perkhidmatan dan Bekalan	1,099,300,400	1,194,169,552	1,166,854,990.45	97.71
Aset	–	3,617,848	2,800,270.20	77.40
Jumlah 020000	8,862,109,200	8,745,883,830	8,549,866,566.50	97.76
030000 PENGURUSAN PENDAFTARAN DAN IMIGRESEN				
030100 Pendaftaran Negara				
10000 Emolumen	192,536,000	190,676,000	184,886,761.62	96.96
20000 Perkhidmatan dan Bekalan	89,297,200	97,691,710	81,744,094.93	83.68
30000 Aset	–	2,178,000	2,025,123.96	92.98
Jumlah 030100	281,833,200	290,545,710	268,655,980.51	92.47
030200 Hal Ehwal Imigresen				
10000 Emolumen	683,302,300	683,302,300	628,105,152.61	91.92
20000 Perkhidmatan dan Bekalan	132,576,600	305,761,438	293,170,314.21	95.88
30000 Aset	–	1,785,162	1,156,166.08	64.77
Jumlah 030200	815,878,900	990,848,900	922,431,632.90	93.10
030300 Pendaftaran Pertubuhan				
10000 Emolumen	13,080,000	13,151,000	13,132,485.80	99.86
20000 Perkhidmatan dan Bekalan	9,919,000	9,437,664	8,701,043.73	92.19
30000 Aset	–	481,336	405,899.32	84.33
Jumlah 030300	22,999,000	23,070,000	22,239,428.85	96.40
Emolumen	888,918,300	887,129,300	826,124,400.03	93.12
Perkhidmatan dan Bekalan	231,792,800	412,890,812	383,615,452.87	92.91
Aset	–	4,444,498	3,587,189.36	80.71
Jumlah 030000	1,120,711,100	1,304,464,610	1,213,327,042.26	93.01
040000 PENCEGAHAN, RAWATAN DAN PEMULIHAN				
040100 Pembanteras Dadah				
10000 Emolumen	275,150,500	264,150,500	251,319,617.87	95.14
20000 Perkhidmatan dan Bekalan	53,755,000	67,182,384	60,697,096.54	90.35
30000 Aset	–	2,029,795	1,162,908.55	57.29
Jumlah 040100	328,905,500	333,362,679	313,179,622.96	93.95
040200 Kepenjaran dan Koreksional				
10000 Emolumen	770,619,400	741,619,400	709,920,541.96	95.73
20000 Perkhidmatan dan Bekalan	122,015,400	149,336,128	138,412,273.56	92.69
30000 Aset	–	587,748	518,982.03	88.30
Jumlah 040200	892,634,800	891,543,276	848,851,797.55	95.21
Emolumen	1,045,769,900	1,005,769,900	961,240,159.83	95.57
Perkhidmatan dan Bekalan	175,770,400	216,518,512	199,109,370.10	91.96
Aset	–	2,617,543	1,681,890.58	64.25
Jumlah 040000	1,221,540,300	1,224,905,955	1,162,031,420.51	94.87
050000 PROGRAM KHUSUS				
050100 Bertugas ke Luar Negara				
20000 Perkhidmatan dan Bekalan	2,100,000	6,100,000	4,484,624.57	73.52
Jumlah 050100	2,100,000	6,100,000	4,484,624.57	73.52
050200 Pasukan Kawalan Keselamatan				
20000 Perkhidmatan dan Bekalan	7,000,000	10,000,000	8,062,379.77	80.62
Jumlah 050200	7,000,000	10,000,000	8,062,379.77	80.62
050300 Emolumen Kakitangan Kontrak				
20000 Perkhidmatan dan Bekalan	15,000,000	12,011,000	9,772,291.27	81.36
Jumlah 050300	15,000,000	12,011,000	9,772,291.27	81.36

(disambung...)

## Penyata Perbelanjaan Mengurus bagi tahun berakhir 31 Disember 2019

(sambungan)

Maksud Perbelanjaan	Anggaran		Sebenar	
	Asal	Dipinda	Amaun	Prestasi
	RM	RM	RM	%
<b>PERBELANJAAN BEKALAN – (SAMB.)</b>				
<b>B.62 KEMENTERIAN DALAM NEGERI – (SAMB.)</b>				
050000 PROGRAM KHUSUS				
050400 Membanteras Pemerdagangan Orang (MAPO)				
20000 Perkhidmatan dan Bekalan	4,000,000	2,419,434	39,403.90	1.63
30000 Aset	–	471,350	–	–
40000 Pemberian dan Kenaan Bayaran Tetap	–	1,109,216	1,109,216.00	100.00
Jumlah 050400	4,000,000	4,000,000	1,148,619.90	28.72
050500 Bekalan Vaksin				
20000 Perkhidmatan dan Bekalan	5,000,000	3,565,250	2,892,240.48	81.12
Jumlah 050500	5,000,000	3,565,250	2,892,240.48	81.12
050600 Material Keselamatan				
30000 Aset	10,000,000	7,354,571	5,132,509.00	69.79
Jumlah 050600	10,000,000	7,354,571	5,132,509.00	69.79
050700 Rangsum				
20000 Perkhidmatan dan Bekalan	358,980,000	315,448,000	283,435,748.34	89.85
Jumlah 050700	358,980,000	315,448,000	283,435,748.34	89.85
050800 SPANCO dan URB				
20000 Perkhidmatan dan Bekalan	166,399,900	158,749,900	154,612,391.65	97.39
Jumlah 050800	166,399,900	158,749,900	154,612,391.65	97.39
050900 Kad dan Dokumen Pengenalan				
20000 Perkhidmatan dan Bekalan	75,000,000	48,500,000	48,422,300.00	99.84
Jumlah 050900	75,000,000	48,500,000	48,422,300.00	99.84
051000 Penugasan ESSZONE				
20000 Perkhidmatan dan Bekalan	26,640,000	26,640,000	26,283,183.71	98.66
Jumlah 051000	26,640,000	26,640,000	26,283,183.71	98.66
051100 MYEG				
20000 Perkhidmatan dan Bekalan	35,000,000	34,500,000	34,402,444.63	99.72
Jumlah 051100	35,000,000	34,500,000	34,402,444.63	99.72
051200 M-BIKE				
20000 Perkhidmatan dan Bekalan	3,000,000	3,000,000	2,616,876.50	87.23
Jumlah 051200	3,000,000	3,000,000	2,616,876.50	87.23
051300 I-KAD				
20000 Perkhidmatan dan Bekalan	50,000,000	46,500,000	39,057,953.93	84.00
Jumlah 051300	50,000,000	46,500,000	39,057,953.93	84.00
051400 PDRMnet				
20000 Perkhidmatan dan Bekalan	177,500,400	177,500,400	177,470,012.79	99.98
Jumlah 051400	177,500,400	177,500,400	177,470,012.79	99.98
051500 Head To Toe				
20000 Perkhidmatan dan Bekalan	150,000,000	122,405,000	103,420,768.71	84.49
Jumlah 051500	150,000,000	122,405,000	103,420,768.71	84.49
Perkhidmatan dan Bekalan	1,075,620,300	967,338,984	894,972,620.25	92.52
Aset	10,000,000	7,825,921	5,132,509.00	65.58
Pemberian dan Kenaan Bayaran Tetap	–	1,109,216	1,109,216.00	100.00
Jumlah 050000	1,085,620,300	976,274,121	901,214,345.25	92.31
Jumlah Emolumen	9,816,603,200	9,560,101,830	9,279,507,898.94	97.06
Jumlah Perkhidmatan dan Bekalan	2,706,557,400	2,960,073,590	2,797,437,474.47	94.51
Jumlah Aset	10,000,000	20,224,950	14,602,853.38	72.20
Jumlah Pemberian dan Kenaan Bayaran Tetap	30,203,100	22,560,310	19,257,570.68	85.36
Jumlah Perbelanjaan-perbelanjaan Lain	2,000,000	2,403,020	2,288,420.67	95.23
<b>JUMLAH KEMENTERIAN DALAM NEGERI</b>	<b>12,565,363,700</b>	<b>12,565,363,700</b>	<b>12,113,094,218.14</b>	<b>96.40</b>
<b>B.63 KEMENTERIAN PENDIDIKAN</b>				
010000 PENGURUSAN				
010100 Pengurusan Ibu Pejabat				
10000 Emolumen	83,816,800	29,680,300	29,680,260.50	99.99
20000 Perkhidmatan dan Bekalan	297,657,300	92,057,420	92,057,346.33	99.99
30000 Aset	1,000,000	17,000	17,000.00	100.00
40000 Pemberian dan Kenaan Bayaran Tetap	85,197,700	21,079,000	21,078,929.14	99.99
50000 Perbelanjaan-perbelanjaan Lain	30,900	24,200	24,143.80	99.77
Jumlah 010100	467,702,700	142,857,920	142,857,679.77	99.99

(disambung...)

## Penyata Perbelanjaan Mengurus bagi tahun berakhir 31 Disember 2019

(sambungan)

Maksud Perbelanjaan	Anggaran		Sebenar	
	Asal	Dipinda	Amaun	Prestasi
	RM	RM	RM	%
<b>PERBELANJAAN BEKALAN – (SAMB.)</b>				
<b>B.63 KEMENTERIAN PENDIDIKAN – (SAMB.)</b>				
010000 PENGURUSAN – (SAMB.)				
010200 Pengurusan Kewangan dan Akaun				
10000 Emolumen	29,371,100	41,209,260	41,209,206.29	99.99
20000 Perkhidmatan dan Bekalan	219,781,500	156,328,780	156,328,717.86	99.99
40000 Pemberian dan Kenaan Bayaran Tetap	3,780,600	268,083,720	529,966,342.27	197.69
50000 Perbelanjaan-perbelanjaan Lain	–	148,900	148,888.50	99.99
Jumlah 010200	252,933,200	465,770,660	727,653,154.92	156.23
010300 Pembangunan Infrastruktur				
10000 Emolumen	17,861,000	16,984,200	16,984,102.19	99.99
20000 Perkhidmatan dan Bekalan	1,514,100	4,705,300	4,705,265.11	99.99
Jumlah 010300	19,175,100	21,689,500	21,689,367.30	99.99
010400 Pengurusan Sumber Manusia				
10000 Emolumen	135,652,500	130,547,350	130,547,326.92	99.99
20000 Perkhidmatan dan Bekalan	9,884,200	10,121,990	10,121,914.34	99.99
40000 Pemberian dan Kenaan Bayaran Tetap	1,180,900	1,306,890	1,306,827.43	99.99
Jumlah 010400	146,717,600	141,976,230	141,976,068.69	99.99
010500 Teknologi Maklumat				
10000 Emolumen	131,606,200	140,622,800	140,622,797.26	99.99
20000 Perkhidmatan dan Bekalan	132,352,100	162,343,660	162,343,539.41	99.99
30000 Aset	–	46,294,300	46,294,216.20	99.99
40000 Pemberian dan Kenaan Bayaran Tetap	2,185,000	1,039,400	1,039,380.18	99.99
Jumlah 010500	266,143,300	350,300,160	350,299,933.05	99.99
010600 Bantuan dan Kebajikan Pendidikan				
10000 Emolumen	83,766,700	88,212,510	88,212,447.88	99.99
20000 Perkhidmatan dan Bekalan	797,600	875,000	874,988.96	99.99
40000 Pemberian dan Kenaan Bayaran Tetap	–	3,000	3,000.00	100.00
Jumlah 010600	84,564,300	89,090,510	89,090,436.84	99.99
010700 Audit				
10000 Emolumen	25,423,700	24,770,600	24,770,553.55	99.99
20000 Perkhidmatan dan Bekalan	5,282,300	5,084,100	5,084,017.51	99.99
Jumlah 010700	30,706,000	29,854,700	29,854,571.06	99.99
010800 Pentadbiran Negeri				
10000 Emolumen	1,085,057,200	1,024,507,700	1,024,507,639.22	99.99
20000 Perkhidmatan dan Bekalan	1,249,805,100	1,646,501,400	1,646,501,398.61	99.99
Jumlah 010800	2,334,862,300	2,671,009,100	2,671,009,037.83	99.99
<i>Emolumen</i>	1,592,355,200	1,496,534,720	1,496,534,333.81	99.99
<i>Perkhidmatan dan Bekalan</i>	1,917,074,200	2,078,017,650	2,078,017,188.13	99.99
<i>Aset</i>	1,000,000	46,311,300	46,311,216.20	99.99
<i>Pemberian dan Kenaan Bayaran Tetap</i>	92,344,200	291,512,010	553,394,479.02	189.84
<i>Perbelanjaan-perbelanjaan Lain</i>	30,900	173,100	173,032.30	99.96
Jumlah 010000	3,602,804,500	3,912,548,780	4,174,430,249.46	106.69
020000 DASAR, PENILAIAN DAN PENGURUSAN PRESTASI				
020100 Dasar Pendidikan				
10000 Emolumen	17,580,900	20,974,430	20,974,355.00	99.99
20000 Perkhidmatan dan Bekalan	2,385,900	4,483,100	4,483,096.35	99.99
40000 Pemberian dan Kenaan Bayaran Tetap	–	32,384,900	32,384,823.08	99.99
Jumlah 020100	19,966,800	57,842,430	57,842,274.43	99.99
020200 Agensi Kelayakan Malaysia (MQA)				
40000 Pemberian dan Kenaan Bayaran Tetap	23,327,000	23,327,000	23,327,000.00	100.00
Jumlah 020200	23,327,000	23,327,000	23,327,000.00	100.00
<i>Emolumen</i>	17,580,900	20,974,430	20,974,355.00	99.99
<i>Perkhidmatan dan Bekalan</i>	2,385,900	4,483,100	4,483,096.35	99.99
<i>Pemberian dan Kenaan Bayaran Tetap</i>	23,327,000	55,711,900	55,711,823.08	99.99
Jumlah 020000	43,293,800	81,169,430	81,169,274.43	99.99
030000 OPERASI PENDIDIKAN				
030100 Pendidikan Awal				
10000 Emolumen	798,859,100	799,196,700	799,196,631.02	99.99
20000 Perkhidmatan dan Bekalan	8,402,700	6,679,900	6,679,812.11	99.99
Jumlah 030100	807,261,800	805,876,600	805,876,443.13	99.99

(disambung...)

## Penyata Perbelanjaan Mengurus bagi tahun berakhir 31 Disember 2019

(sambungan)

Maksud Perbelanjaan	Anggaran		Sebenar	
	Asal	Dipinda	Amaun	Prestasi
	RM	RM	RM	%
<b>PERBELANJAAN BEKALAN – (SAMB.)</b>				
<b>B.63 KEMENTERIAN PENDIDIKAN – (SAMB.)</b>				
030000 OPERASI PENDIDIKAN – (SAMB.)				
030200 Pendidikan Rendah				
10000 Emolumen	17,616,487,400	17,748,208,550	17,748,208,475.98	99.99
20000 Perkhidmatan dan Bekalan	357,847,600	347,955,090	347,955,081.26	99.99
40000 Pemberian dan Kenaan Bayaran Tetap	31,079,800	29,772,920	29,772,834.51	99.99
Jumlah 030200	18,005,414,800	18,125,936,560	18,125,936,391.75	99.99
030300 Pendidikan Menengah				
10000 Emolumen	16,868,573,100	16,628,254,350	16,628,253,724.13	99.99
20000 Perkhidmatan dan Bekalan	519,010,900	525,511,160	525,510,545.95	99.99
40000 Pemberian dan Kenaan Bayaran Tetap	34,226,000	45,448,340	45,448,278.20	99.99
Jumlah 030300	17,421,810,000	17,199,213,850	17,199,212,548.28	99.99
030400 Pendidikan Lepas Menengah				
10000 Emolumen	309,863,000	285,467,900	285,467,803.75	99.99
20000 Perkhidmatan dan Bekalan	65,483,500	68,000,400	68,000,325.15	99.99
40000 Pemberian dan Kenaan Bayaran Tetap	20,053,100	25,080,800	25,080,740.53	99.99
Jumlah 030400	395,399,600	378,549,100	378,548,869.43	99.99
<i>Emolumen</i>	35,593,782,600	35,461,127,500	35,461,126,634.88	99.99
<i>Perkhidmatan dan Bekalan</i>	950,744,700	948,146,550	948,145,764.47	99.99
<i>Pemberian dan Kenaan Bayaran Tetap</i>	85,358,900	100,302,060	100,301,853.24	99.99
<i>Jumlah 030000</i>	36,629,886,200	36,509,576,110	36,509,574,252.59	99.99
040000 PENGUKUHAN OPERASI PENDIDIKAN				
040100 Bahan Pengajaran dan Pembelajaran				
10000 Emolumen	14,953,200	-	-	-
20000 Perkhidmatan dan Bekalan	1,482,600	8,000	7,985.78	99.82
Jumlah 040100	16,435,800	8,000	7,985.78	99.82
040200 Pentaksiran				
10000 Emolumen	35,240,300	32,501,500	32,501,416.96	99.99
20000 Perkhidmatan dan Bekalan	-	26,000	25,948.13	99.80
Jumlah 040200	35,240,300	32,527,500	32,527,365.09	99.99
040300 Pembangunan Kurikulum				
10000 Emolumen	23,324,800	19,556,600	19,556,510.99	99.99
20000 Perkhidmatan dan Bekalan	1,620,600	1,516,300	1,516,275.23	99.99
Jumlah 040300	24,945,400	21,072,900	21,072,786.22	99.99
040400 Penilaian				
10000 Emolumen	52,837,500	40,149,850	40,149,809.38	99.99
20000 Perkhidmatan dan Bekalan	3,484,700	3,186,400	3,186,328.33	99.99
Jumlah 040400	56,322,200	43,336,250	43,336,137.71	99.99
040500 Majlis Peperiksaan Malaysia (MPM)				
40000 Pemberian dan Kenaan Bayaran Tetap	20,000,000	20,000,000	20,000,000.00	100.00
Jumlah 040500	20,000,000	20,000,000	20,000,000.00	100.00
040600 Dewan Bahasa dan Pustaka (DBP)				
40000 Pemberian dan Kenaan Bayaran Tetap	60,000,000	60,000,000	60,000,000.00	100.00
Jumlah 040600	60,000,000	60,000,000	60,000,000.00	100.00
<i>Emolumen</i>	126,355,800	92,207,950	92,207,737.33	99.99
<i>Perkhidmatan dan Bekalan</i>	6,587,900	4,736,700	4,736,537.47	99.99
<i>Pemberian dan Kenaan Bayaran Tetap</i>	80,000,000	80,000,000	80,000,000.00	100.00
<i>Jumlah 040000</i>	212,943,700	176,944,650	176,944,274.80	99.99
050000 PEMBANGUNAN PROFESIONALISME				
050100 Latihan Pra Perkhidmatan				
10000 Emolumen	555,135,700	454,139,750	454,139,692.86	99.99
20000 Perkhidmatan dan Bekalan	83,020,000	77,793,300	77,793,241.88	99.99
40000 Pemberian dan Kenaan Bayaran Tetap	10,699,400	33,423,000	33,422,979.38	99.99
Jumlah 050100	648,855,100	565,356,050	565,355,914.12	99.99
050200 Latihan Dalam Perkhidmatan				
10000 Emolumen	18,223,000	14,235,300	14,235,225.69	99.99
20000 Perkhidmatan dan Bekalan	9,179,600	7,617,700	7,617,663.36	99.99
Jumlah 050200	27,402,600	21,853,000	21,852,889.05	99.99

(disambung...)

## Penyata Perbelanjaan Mengurus bagi tahun berakhir 31 Disember 2019

(sambungan)

Maksud Perbelanjaan	Anggaran		Sebenar	
	Asal	Dipinda	Amaun	Prestasi
	RM	RM	RM	%
<b>PERBELANJAAN BEKALAN – (SAMB.)</b>				
<b>B.63 KEMENTERIAN PENDIDIKAN – (SAMB.)</b>				
050000 PEMBANGUNAN PROFESIONALISME – (SAMB.)				
050300 Latihan Kepimpinan				
10000 Emolumen	61,598,200	52,664,150	52,664,112.37	99.99
20000 Perkhidmatan dan Bekalan	18,078,400	15,915,900	15,915,882.72	99.99
Jumlah 050300	79,676,600	68,580,050	68,579,995.09	99.99
Emolumen	634,956,900	521,039,200	521,039,030.92	99.99
Perkhidmatan dan Bekalan	110,278,000	101,326,900	101,326,787.96	99.99
Pemberian dan Kenaan Bayaran Tetap	10,699,400	33,423,000	33,422,979.38	99.99
Jumlah 050000	755,934,300	655,789,100	655,788,798.26	99.99
060000 OPERASI PENDIDIKAN TINGGI				
060100 Jabatan Pendidikan Tinggi				
10000 Emolumen	40,475,000	37,567,950	37,567,896.34	99.99
20000 Perkhidmatan dan Bekalan	31,619,000	36,624,400	36,624,342.91	99.99
30000 Aset	100,000	-	-	-
40000 Pemberian dan Kenaan Bayaran Tetap	5,000,000	12,796,500	12,796,414.50	99.99
50000 Perbelanjaan-perbelanjaan Lain	1,100,000	995,900	995,844.46	99.99
Jumlah 040200	78,294,000	87,984,750	87,984,498.21	99.99
060200 Jabatan Pendidikan Politeknik dan Kolej Komuniti				
10000 Emolumen	1,027,614,000	1,001,266,150	1,001,266,147.20	99.99
20000 Perkhidmatan dan Bekalan	304,900,000	303,922,200	303,922,128.57	99.99
30000 Aset	2,000,000	910,100	910,089.44	99.99
40000 Pemberian dan Kenaan Bayaran Tetap	14,500,000	13,851,600	13,851,589.70	99.99
50000 Perbelanjaan-perbelanjaan Lain	500,000	1,240,700	1,240,646.96	99.99
Jumlah 060200	1,349,514,000	1,321,190,750	1,321,190,601.87	99.99
060300 Universiti Malaya (UM)				
40000 Pemberian dan Kenaan Bayaran Tetap	405,632,800	405,632,800	405,632,800.00	100.00
Jumlah 060300	405,632,800	405,632,800	405,632,800.00	100.00
060400 Universiti Kebangsaan Malaysia (UKM)				
40000 Pemberian dan Kenaan Bayaran Tetap	497,757,600	497,757,600	497,757,600.00	100.00
Jumlah 060400	497,757,600	497,757,600	497,757,600.00	100.00
060500 Universiti Sains Malaysia (USM)				
40000 Pemberian dan Kenaan Bayaran Tetap	501,593,500	501,593,500	501,593,500.00	100.00
Jumlah 060500	501,593,500	501,593,500	501,593,500.00	100.00
060600 Universiti Putra Malaysia (UPM)				
40000 Pemberian dan Kenaan Bayaran Tetap	422,168,400	422,168,400	422,168,400.00	100.00
Jumlah 060600	422,168,400	422,168,400	422,168,400.00	100.00
060700 Universiti Teknologi Malaysia (UTM)				
40000 Pemberian dan Kenaan Bayaran Tetap	412,876,000	412,876,000	412,876,000.00	100.00
Jumlah 060700	412,876,000	412,876,000	412,876,000.00	100.00
060800 Universiti Utara Malaysia (UUM)				
40000 Pemberian dan Kenaan Bayaran Tetap	262,684,700	262,684,700	262,684,700.00	100.00
Jumlah 060800	262,684,700	262,684,700	262,684,700.00	100.00
060900 Universiti Islam Antarabangsa Malaysia (UIAM)				
40000 Pemberian dan Kenaan Bayaran Tetap	425,559,000	425,559,600	425,559,600.00	100.00
Jumlah 060900	425,559,000	425,559,600	425,559,600.00	100.00
061000 Universiti Malaysia Sarawak (UNIMAS)				
40000 Pemberian dan Kenaan Bayaran Tetap	211,578,000	211,578,000	211,578,000.00	100.00
Jumlah 061000	211,578,000	211,578,000	211,578,000.00	100.00
061100 Universiti Malaysia Sabah (UMS)				
40000 Pemberian dan Kenaan Bayaran Tetap	246,516,000	246,516,000	246,516,000.00	100.00
Jumlah 061100	246,516,000	246,516,000	246,516,000.00	100.00
061200 Universiti Pendidikan Sultan Idris (UPSI)				
40000 Pemberian dan Kenaan Bayaran Tetap	175,000,000	175,000,000	175,000,000.00	100.00
Jumlah 061200	175,000,000	175,000,000	175,000,000.00	100.00
061300 Universiti Teknologi Mara (UiTM)				
40000 Pemberian dan Kenaan Bayaran Tetap	1,711,557,000	1,711,557,000	1,711,557,000.00	100.00
Jumlah 061300	1,711,557,000	1,711,557,000	1,711,557,000.00	100.00

(disambung...)

## Penyata Perbelanjaan Mengurus bagi tahun berakhir 31 Disember 2019

(sambungan)

Maksud Perbelanjaan	Anggaran		Sebenar	
	Asal	Dipinda	Amaun	Prestasi
	RM	RM	RM	%
<b>PERBELANJAAN BEKALAN – (SAMB.)</b>				
<b>B.63 KEMENTERIAN PENDIDIKAN – (SAMB.)</b>				
060000 OPERASI PENDIDIKAN TINGGI – (SAMB.)				
061400 Universiti Sultan Zainal Abidin (UniSZA)				
40000 Pemberian dan Kenaan Bayaran Tetap	147,468,000	147,468,000	147,468,000.00	100.00
Jumlah 061400	147,468,000	147,468,000	147,468,000.00	100.00
061500 Universiti Sains Islam Malaysia (USIM)				
40000 Pemberian dan Kenaan Bayaran Tetap	153,430,000	153,430,000	153,430,000.00	100.00
Jumlah 061500	153,430,000	153,430,000	153,430,000.00	100.00
061600 Universiti Tun Hussein Onn Malaysia (UTHM)				
40000 Pemberian dan Kenaan Bayaran Tetap	253,674,000	253,674,000	253,674,000.00	100.00
Jumlah 061600	253,674,000	253,674,000	253,674,000.00	100.00
061700 Universiti Malaysia Terengganu (UMT)				
40000 Pemberian dan Kenaan Bayaran Tetap	161,587,000	161,587,000	161,587,000.00	100.00
Jumlah 061700	161,587,000	161,587,000	161,587,000.00	100.00
061800 Universiti Teknikal Malaysia Melaka (UTeM)				
40000 Pemberian dan Kenaan Bayaran Tetap	233,209,000	233,209,000	233,209,000.00	100.00
Jumlah 061800	233,209,000	233,209,000	233,209,000.00	100.00
061900 Universiti Malaysia Perlis (UniMAP)				
40000 Pemberian dan Kenaan Bayaran Tetap	231,314,000	231,314,000	231,314,000.00	100.00
Jumlah 061900	231,314,000	231,314,000	231,314,000.00	100.00
062000 Universiti Malaysia Pahang (UMP)				
40000 Pemberian dan Kenaan Bayaran Tetap	217,864,000	217,864,000	217,864,000.00	100.00
Jumlah 062000	217,864,000	217,864,000	217,864,000.00	100.00
062100 Universiti Malaysia Kelantan (UMK)				
40000 Pemberian dan Kenaan Bayaran Tetap	92,904,000	92,904,000	92,904,000.00	100.00
Jumlah 062100	92,904,000	92,904,000	92,904,000.00	100.00
062200 Universiti Pertahanan Nasional Malaysia (UPNM)				
40000 Pemberian dan Kenaan Bayaran Tetap	94,620,000	94,620,000	94,620,000.00	100.00
Jumlah 062200	94,620,000	94,620,000	94,620,000.00	100.00
<i>Emolumen</i>	1,068,089,000	1,038,834,100	1,038,834,043.54	99.99
<i>Perkhidmatan dan Bekalan</i>	336,519,000	340,546,600	340,546,471.48	99.99
<i>Aset</i>	2,100,000	910,100	910,089.44	99.99
<i>Pemberian dan Kenaan Bayaran Tetap</i>	6,878,493,000	6,885,641,700	6,885,641,604.20	99.99
<i>Perbelanjaan-perbelanjaan Lain</i>	1,600,000	2,236,600	2,236,491.42	99.99
<i>Jumlah 060000</i>	8,286,801,000	8,268,169,100	8,268,168,700.08	99.99
070000 HOSPITAL PENGAJAR				
070100 Pusat Perubatan Universiti Malaya (PPUM)				
40000 Pemberian dan Kenaan Bayaran Tetap	396,000,000	396,000,000	396,000,000.00	100.00
Jumlah 070100	396,000,000	396,000,000	396,000,000.00	100.00
070200 Pusat Perubatan Universiti Kebangsaan Malaysia (PPUKM)				
40000 Pemberian dan Kenaan Bayaran Tetap	314,135,000	314,135,000	314,135,000.00	100.00
Jumlah 070200	314,135,000	314,135,000	314,135,000.00	100.00
070300 Hospital Universiti Sains Malaysia (HUSM)				
40000 Pemberian dan Kenaan Bayaran Tetap	325,078,000	325,078,000	325,078,000.00	100.00
Jumlah 070300	325,078,000	325,078,000	325,078,000.00	100.00
070400 Hospital Universiti Islam Antarabangsa Malaysia (HUIAM)				
40000 Pemberian dan Kenaan Bayaran Tetap	145,000,000	145,000,000	145,000,000.00	100.00
Jumlah 070400	145,000,000	145,000,000	145,000,000.00	100.00
070500 Pusat Perubatan Universiti Putra Malaysia (PPUPM)				
40000 Pemberian dan Kenaan Bayaran Tetap	50,000,000	50,000,000	50,000,000.00	100.00
Jumlah 070500	50,000,000	50,000,000	50,000,000.00	100.00
070600 Hospital Pakar Kanak-Kanak (HPKK)				
40000 Pemberian dan Kenaan Bayaran Tetap	30,000,000	30,000,000	30,000,000.00	100.00
Jumlah 070600	30,000,000	30,000,000	30,000,000.00	100.00
<i>Pemberian dan Kenaan Bayaran Tetap</i>	1,260,213,000	1,260,213,000	1,260,213,000.00	100.00
<i>Jumlah 070000</i>	1,260,213,000	1,260,213,000	1,260,213,000.00	100.00

(disambung...)

## Penyata Perbelanjaan Mengurus bagi tahun berakhir 31 Disember 2019

(sambungan)

Maksud Perbelanjaan	Anggaran		Sebenar	
	Asal	Dipinda	Amaun	Prestasi
	RM	RM	RM	%
<b>PERBELANJAAN BEKALAN – (SAMB.)</b>				
<b>B.63 KEMENTERIAN PENDIDIKAN – (SAMB.)</b>				
080000 PROGRAM KHUSUS				
080100 Bertugas ke Luar Negara Sektor Pendidikan				
20000 Perkhidmatan dan Bekalan	3,000,000	2,501,300	2,501,249.63	99.99
Jumlah 080100	3,000,000	2,501,300	2,501,249.63	99.99
080200 Memartabatkan Bahasa Malaysia dan Memperkuh Bahasa Inggeris				
20000 Perkhidmatan dan Bekalan	22,000,000	24,795,600	24,795,559.76	99.99
40000 Pemberian dan Kenaan Bayaran Tetap	115,640,000	110,796,500	110,796,460.81	99.99
50000 Perbelanjaan-perbelanjaan Lain	-	2,778,500	2,778,473.72	99.99
Jumlah 080200	137,640,000	138,370,600	138,370,494.29	99.99
080300 Penyelenggaraan Insituti Pendidikan KPM				
20000 Perkhidmatan dan Bekalan	83,750,000	150,196,000	150,195,919.87	99.99
30000 Aset	43,060,000	2,224,000	2,223,904.65	99.99
Jumlah 080300	126,810,000	152,420,000	152,419,824.52	99.99
080400 Tanah dan Pembaikan Tanah				
20000 Perkhidmatan dan Bekalan	6,300,000	4,291,300	4,291,207.43	99.99
30000 Aset	7,070,000	-	-	-
Jumlah 080400	13,370,000	4,291,300	4,291,207.43	99.99
080500 Penyelenggaraan Genset				
20000 Perkhidmatan dan Bekalan	120,000,000	81,718,400	81,718,380.68	99.99
Jumlah 080500	120,000,000	81,718,400	81,718,380.68	99.99
080600 Penyelenggaraan Telaga Tiub				
20000 Perkhidmatan dan Bekalan	60,000,000	84,145,900	84,145,835.38	99.99
Jumlah 080600	60,000,000	84,145,900	84,145,835.38	99.99
080700 Penyelenggaraan Solar Hibrid				
20000 Perkhidmatan dan Bekalan	16,200,000	14,107,200	14,107,127.39	99.99
Jumlah 080700	16,200,000	14,107,200	14,107,127.39	99.99
080800 Emolumen Kakitangan Kontrak Sektor Pendidikan				
20000 Perkhidmatan dan Bekalan	3,000,000	9,045,200	9,045,137.53	99.99
Jumlah 080800	3,000,000	9,045,200	9,045,137.53	99.99
080900 Elaun Murid Berkeperluan Khas				
40000 Pemberian dan Kenaan Bayaran Tetap	142,000,000	155,174,900	155,174,137.83	99.99
Jumlah 080900	142,000,000	155,174,900	155,174,137.83	99.99
081000 Bantuan Geran Per Kapita				
40000 Pemberian dan Kenaan Bayaran Tetap	679,439,400	644,821,900	644,821,809.84	99.99
Jumlah 081000	679,439,400	644,821,900	644,821,809.84	99.99
081100 Bantuan Sukan				
40000 Pemberian dan Kenaan Bayaran Tetap	24,100,000	23,859,700	23,859,690.22	99.99
Jumlah 081100	24,100,000	23,859,700	23,859,690.22	99.99
081200 Projek Khas Murid Sekolah Berasrama Penuh				
40000 Pemberian dan Kenaan Bayaran Tetap	4,610,000	4,069,300	4,069,236.68	99.99
Jumlah 081200	4,610,000	4,069,300	4,069,236.68	99.99
081300 Bantuan Makanan Asrama				
40000 Pemberian dan Kenaan Bayaran Tetap	1,000,000,000	1,070,998,700	1,432,862,710.91	133.79
Jumlah 081300	1,000,000,000	1,070,998,700	1,432,862,710.91	133.79
081400 Rancangan Makanan Tambahan				
40000 Pemberian dan Kenaan Bayaran Tetap	289,000,000	263,544,200	263,544,121.60	99.99
Jumlah 081400	289,000,000	263,544,200	263,544,121.60	99.99
081500 Bantuan Pakaian Seragam Pasukan Beruniform				
40000 Pemberian dan Kenaan Bayaran Tetap	4,560,000	5,658,900	5,658,848.40	99.99
Jumlah 081500	4,560,000	5,658,900	5,658,848.40	99.99
081600 Perjalanan dan Pengangkutan Murid Asrama				
40000 Pemberian dan Kenaan Bayaran Tetap	15,800,000	16,577,000	16,576,966.76	99.99
Jumlah 081600	15,800,000	16,577,000	16,576,966.76	99.99
081700 Bantuan Jaket Keselamatan				
40000 Pemberian dan Kenaan Bayaran Tetap	499,000	745,700	745,680.00	99.99
Jumlah 081700	499,000	745,700	745,680.00	99.99

(disambung...)

## Penyata Perbelanjaan Mengurus bagi tahun berakhir 31 Disember 2019

(sambungan)

Maksud Perbelanjaan	Anggaran		Sebenar	
	Asal	Dipinda	Amaun	Prestasi
	RM	RM	RM	%
<b>PERBELANJAAN BEKALAN – (SAMB.)</b>				
<b>B.63 KEMENTERIAN PENDIDIKAN – (SAMB.)</b>				
080000 PROGRAM KHUSUS – (SAMB.)				
081800 Kelas Dewasa Orang Asli Penan				
40000 Pemberian dan Kenaan Bayaran Tetap	3,490,000	3,490,000	3,490,000.00	100.00
Jumlah 081800	3,490,000	3,490,000	3,490,000.00	100.00
081900 Bantuan Makanan Prasekolah				
40000 Pemberian dan Kenaan Bayaran Tetap	80,000,000	86,592,800	86,592,768.36	99.99
Jumlah 081900	80,000,000	86,592,800	86,592,768.36	99.99
082000 Bantuan Geran Per Kapita Prasekolah				
40000 Pemberian dan Kenaan Bayaran Tetap	20,000,000	20,842,600	20,842,590.20	99.99
Jumlah 082000	20,000,000	20,842,600	20,842,590.20	99.99
082100 Pembelian Buku Teks				
20000 Perkhidmatan dan Bekalan	2,000,000	1,772,600	1,772,504.17	99.99
40000 Pemberian dan Kenaan Bayaran Tetap	148,000,000	98,092,100	98,092,015.02	99.99
Jumlah 082100	150,000,000	99,864,700	99,864,519.19	99.99
082200 Bantuan Bayaran Tambahan Persekolahan (BBTP)				
40000 Pemberian dan Kenaan Bayaran Tetap	118,092,000	147,651,500	147,651,478.71	99.99
Jumlah 082200	118,092,000	147,651,500	147,651,478.71	99.99
082300 Penyertaan Pelajar di Peringkat Antarabangsa				
40000 Pemberian dan Kenaan Bayaran Tetap	1,865,500	1,863,400	1,863,387.00	99.99
Jumlah 082300	1,865,500	1,863,400	1,863,387.00	99.99
082400 Biasiswa Kecil Persekutuan				
40000 Pemberian dan Kenaan Bayaran Tetap	90,000,000	82,437,400	82,437,374.80	99.99
Jumlah 082400	90,000,000	82,437,400	82,437,374.80	99.99
082500 Skim Biasiswa Sukan				
40000 Pemberian dan Kenaan Bayaran Tetap	1,600,000	1,600,000	1,600,000.00	100.00
Jumlah 082500	1,600,000	1,600,000	1,600,000.00	100.00
082600 Elaun Pra Universiti				
40000 Pemberian dan Kenaan Bayaran Tetap	400,000	621,000	621,000.00	100.00
Jumlah 082600	400,000	621,000	621,000.00	100.00
082700 Pengurusan Sukan				
20000 Perkhidmatan dan Bekalan	3,234,000	2,973,100	2,973,022.03	99.99
40000 Pemberian dan Kenaan Bayaran Tetap	19,578,800	19,304,900	19,304,842.31	99.99
Jumlah 082700	22,812,800	22,278,000	22,277,864.34	99.99
082800 Program Teach For Malaysia				
20000 Perkhidmatan dan Bekalan	1,198,300	2,129,500	2,129,481.32	99.99
Jumlah 082800	1,198,300	2,129,500	2,129,481.32	99.99
082900 Program Sekolah Amanah				
40000 Pemberian dan Kenaan Bayaran Tetap	12,000,000	12,000,000	12,000,000.00	100.00
Jumlah 082900	12,000,000	12,000,000	12,000,000.00	100.00
083000 Biasiswa Perguruan Persekutuan				
40000 Pemberian dan Kenaan Bayaran Tetap	70,629,200	58,880,600	58,880,526.13	99.99
Jumlah 083000	70,629,200	58,880,600	58,880,526.13	99.99
083100 Sekolah Transformasi				
20000 Perkhidmatan dan Bekalan	2,573,100	2,480,100	2,480,020.20	99.99
40000 Pemberian dan Kenaan Bayaran Tetap	4,971,900	4,965,300	4,965,246.25	99.99
Jumlah 083100	7,545,000	7,445,400	7,445,266.45	99.99
083200 Inisiatif PPPM				
20000 Perkhidmatan dan Bekalan	50,000,000	41,916,640	41,874,707.63	99.90
30000 Aset	-	248,630	248,605.00	99.99
40000 Pemberian dan Kenaan Bayaran Tetap	-	1,449,460	1,449,427.12	99.99
Jumlah 083200	50,000,000	43,614,730	43,572,739.75	99.90
083300 Bantuan Awal Persekolahan				
40000 Pemberian dan Kenaan Bayaran Tetap	328,000,000	277,096,900	277,096,882.70	99.99
Jumlah 083300	328,000,000	277,096,900	277,096,882.70	99.99
083400 Bertugas ke Luar Negara Pendidikan Tinggi				
20000 Perkhidmatan dan Bekalan	1,275,000	1,056,700	1,056,639.93	99.99
Jumlah 083400	1,275,000	1,056,700	1,056,639.93	99.99

(disambung...)

## Penyata Perbelanjaan Mengurus bagi tahun berakhir 31 Disember 2019

(sambungan)

Maksud Perbelanjaan	Anggaran		Sebenar	
	Asal	Dipinda	Amaun	Prestasi
	RM	RM	RM	%
<b>PERBELANJAAN BEKALAN – (SAMB.)</b>				
<b>B.63 KEMENTERIAN PENDIDIKAN – (SAMB.)</b>				
080000 PROGRAM KHUSUS – (SAMB.)				
083500 Emolumen Kakitangan Kontrak Pendidikan Tinggi				
40000 Pemberian dan Kenaan Bayaran Tetap	400,000,000	388,500,000	388,500,000.00	100.00
Jumlah 083500	400,000,000	388,500,000	388,500,000.00	100.00
083600 Air Kokol				
20000 Perkhidmatan dan Bekalan	16,655,600	17,188,300	17,188,275.00	99.99
Jumlah 083600	16,655,600	17,188,300	17,188,275.00	99.99
083700 Ubat-ubatan Hospital Pengajar				
40000 Pemberian dan Kenaan Bayaran Tetap	61,000,000	61,000,000	61,000,000.00	100.00
Jumlah 083700	61,000,000	61,000,000	61,000,000.00	100.00
083800 Biasiswa Pendidikan Tinggi				
40000 Pemberian dan Kenaan Bayaran Tetap	170,000,000	138,250,900	138,250,865.49	99.99
Jumlah 083800	170,000,000	138,250,900	138,250,865.49	99.99
083900 Pelarasan Emolumen dan Kenaikan Pangkat Pendidikan Tinggi				
40000 Pemberian dan Kenaan Bayaran Tetap	40,000,000	40,000,000	40,000,000.00	100.00
Jumlah 083900	40,000,000	40,000,000	40,000,000.00	100.00
<i>Perkhidmatan dan Bekalan</i>	391,186,000	440,317,840	440,275,067.95	99.99
<i>Aset</i>	50,130,000	2,472,630	2,472,509.65	99.99
<i>Pemberian dan Kenaan Bayaran Tetap</i>	3,845,275,800	3,740,885,660	4,102,748,067.14	109.67
<i>Perbelanjaan-perbelanjaan Lain</i>	-	2,778,500	2,778,473.72	99.99
Jumlah 080000	4,286,591,800	4,186,454,630	4,548,274,118.46	108.64
090000 "ONE-OFF"				
090100 Harta Modal Sektor Pendidikan				
30000 Aset	50,000,000	77,603,500	77,603,408.69	99.99
Jumlah 090100	50,000,000	77,603,500	77,603,408.69	99.99
<i>Aset</i>	50,000,000	77,603,500	77,603,408.69	99.99
Jumlah 090000	50,000,000	77,603,500	77,603,408.69	99.99
Jumlah Emolumen	39,033,120,400	38,630,717,900	38,630,716,135.48	99.99
Jumlah Perkhidmatan dan Bekalan	3,714,775,700	3,917,575,340	3,917,530,913.81	99.99
Jumlah Aset	103,230,000	127,297,530	127,297,223.98	100.00
Jumlah Pemberian dan Kenaan Bayaran Tetap	12,275,711,300	12,447,689,330	13,071,433,806.06	105.01
Jumlah Perbelanjaan-perbelanjaan Lain	1,630,900	5,188,200	5,187,997.44	99.99
<b>JUMLAH KEMENTERIAN PENDIDIKAN</b>	<b>55,128,468,300</b>	<b>55,128,468,300</b>	<b>55,752,166,076.77</b>	<b>101.13</b>
Jumlah Emolumen	81,921,015,100	80,498,189,673	80,437,949,055.95	99.93
Jumlah Perkhidmatan dan Bekalan	29,047,512,200	29,927,688,146	31,481,966,921.30	105.19
Jumlah Aset	672,448,300	771,185,987	769,868,144.80	99.83
Jumlah Pemberian dan Kenaan Bayaran Tetap	81,609,015,400	82,426,315,270	86,140,071,867.19	104.51
Jumlah Perbelanjaan-perbelanjaan Lain	1,404,575,700	1,467,932,634	1,505,176,228.23	102.54
<b>JUMLAH PERBELANJAAN BEKALAN</b>	<b>194,654,566,700</b>	<b>195,091,311,710</b>	<b>200,335,032,217.47</b>	<b>102.69</b>
<b>Jumlah Emolumen</b>	<b>82,045,335,600</b>	<b>80,616,207,553</b>	<b>80,534,388,106.70</b>	<b>99.90</b>
<b>Jumlah Perkhidmatan dan Bekalan</b>	<b>29,067,787,600</b>	<b>29,959,105,036</b>	<b>31,506,555,859.98</b>	<b>105.17</b>
<b>Jumlah Aset</b>	<b>673,448,300</b>	<b>772,185,987</b>	<b>770,140,554.75</b>	<b>99.74</b>
<b>Jumlah Pemberian &amp; Kenaan Bayaran Tetap</b>	<b>146,329,852,800</b>	<b>147,438,421,303</b>	<b>*149,848,688,957.22</b>	<b>101.63</b>
<b>Jumlah Perbelanjaan-perbelanjaan Lain</b>	<b>1,733,575,700</b>	<b>1,760,825,131</b>	<b>1,754,982,397.76</b>	<b>99.67</b>
<b>JUMLAH KESELURUHAN MENGRUS</b>	<b>259,850,000,000</b>	<b>260,546,745,010</b>	<b>264,414,755,876.41</b>	<b>101.48</b>



# LAMPIRAN 2

## PENYATA PERBELANJAAN PEMBANGUNAN

PENYATA KEWANGAN KERAJAAN PERSEKUTUAN

2019



## Penyata Perbelanjaan Pembangunan bagi tahun berakhir 31 Disember 2019

Maksud Perbelanjaan		Kos Keseluruhan	Perbelanjaan Sebenar RMKe-11 Hingga 31.12.2018
		RM	RM
<b>P.06</b>	<b>JABATAN PERDANA MENTERI</b>		
00100	Kajian-kajian Kemungkinan	271,850,000.00	67,777,512.07
00101	Majlis Keselamatan Negara	1,462,083,327.00	784,967,250.90
00108	Program Pembangunan	1,869,970,000.00	740,331,960.64
00114	Projek Pembangunan Langkawi	739,048,733.00	213,545,225.76
00125	Projek <i>Public Private Partnership</i> (PPP)	18,828,692,078.00	1,829,315,260.46
00201	Program Pembangunan Sosioekonomi Masyarakat India	1,307,000,000.00	93,237,298.48
00210	Perumahan Penjawat Awam 1Malaysia	2,350,880.00	1,789,761.00
00300	Institut Latihan Statistik	9,730,000.00	-
00400	Pengkomputeran Jabatan Peguam Negara	36,808,828.00	6,333,842.23
00401	Pembangunan Jabatan Peguam Negara	5,500,000.00	93,507.65
01100	Jabatan Kemajuan Orang Asli (JAKOA)	1,547,637,166.00	355,022,008.77
02700	Menaik Taraf Masjid Wilayah Persekutuan Kuala Lumpur	31,876,000.00	85,603.93
03400	Kompleks Latihan Islam/Tahfiz/Pusat Komuniti Orang Asli	24,962,000.00	2,517,211.54
03600	Membina dan Menaik Taraf Pagar Keselamatan dan Lain-lain	92,150,000.00	1,882,127.63
04000	Penyertaan Bumiputra Pulau Pinang	150,000,000.00	89,891,560.19
04801	Pembinaan Masjid/Surau dan Pembaikan/Naik Taraf	256,220,000.00	31,041,970.16
04802	Pembinaan Sekolah Agama	18,797,950.00	9,021,400.63
06000	Studio MEPS/Pusat Penyelidikan Halal/Kajian	49,700,000.00	3,888,701.24
06100	Development of Halal Industry	16,032,000.00	3,306,122.00
06900	Membina Pejabat dan Perumahan SPRM	256,118,211.00	56,015,689.09
09000	Bangunan-bangunan Mahkamah / Kajian-kajian di bawah BHEUU	1,090,475,000.00	248,253,300.93
09400	Pengkomputeran Mahkamah	166,178,865.00	30,686,750.90
*09900	Pembangunan Suruhanjaya Pilihan Raya (SPR)	31,500,000.00	1,480,793.52
09910	Agensi Pengurusan Bencana Negara (NADMA)	129,110,000.00	-
10200	Perolehan Komputer	120,171,458.00	52,363,225.34
10500	Projek Pusara Negara	63,047,407.00	2,288,483.79
10600	Perolehan Kerajaan Elektronik	5,210,244,958.54	2,065,042,037.09
11800	Pembangunan Mahkamah Syariah	286,961,762.00	36,974,107.46
12200	Pembinaan Institut Latihan Jabatan Audit Negara	90,112,752.00	49,026,076.95
15000	Pengubahsuaian dan Menaik Taraf Parlimen Malaysia	584,604,722.00	266,796,701.73
16000	Angkatan Pertahanan Awam Malaysia (APM)	322,524,100.00	109,642,107.14
17200	Pusat Aktiviti Perpaduan	19,950,000.00	-
17300	Pusat Rukun Tetangga	21,052,180.00	13,459,833.50
17700	Pembinaan Istana Negara di Jalan Duta	797,000,000.00	13,160.82
17800	Membaiki dan Menaiktaraf Istana Melawati	20,000,000.00	115,044.78
50000	Pembangunan Harta Wakaf	109,063,388.76	28,998,924.30
71000	Penyelarasan Program Pembasmian Kemiskinan	968,685,439.00	341,195,450.95
74000	Sumbangan untuk NGO dan Rumah Ibadat Masyarakat India	52,554,963.00	24,487,566.00
83000	<i>Malaysian Industry Government Group for High Technology</i> (MIGHT)	361,000,000.00	160,100,000.00
92000	Agensi Inovasi Malaysia	329,650,000.00	108,270,000.00
93000	Projek-projek Kecil	4,000,000,000.00	1,121,702,970.63
93500	Projek Khas	250,000,000.00	322,035,000.05
93600	Projek Mesra Rakyat	4,548,000,000.00	2,259,787,644.67
93900	Kerja-kerja Naiktaraf Jalan	15,000,000.00	15,000,000.00
94000	Perkhidmatan Kerajaan Digital	1,077,541,018.00	272,681,016.15
96000	Pengurusan Aset dan Bangunan Jabatan Perdana Menteri	1,456,993,252.47	160,792,282.20
96100	Perolehan dan Bayaran Tanah JPM	13,000,000.00	8,111,795.00
98000	Malaysia Nuclear Energy	33,000,000.00	6,000,000.00
<b>JUMLAH JABATAN PERDANA MENTERI</b>		<b>49,143,948,438.77</b>	<b>11,995,368,288.27</b>
<b>P.07</b>	<b>JABATAN PERKHIDMATAN AWAM</b>		
00100	Institut Tadbiran Awam Negara	271,850,000.00	93,046,210.53
00200	Komputer Induk JPA	140,692,000.00	45,160,736.35
00300	Kajian Perkhidmatan Awam (Kajian JPA)	9,730,000.00	93,806.54
<b>JUMLAH JABATAN PERKHIDMATAN AWAM</b>		<b>422,272,000.00</b>	<b>138,300,753.42</b>
<b>P.10</b>	<b>PERBENDAHARAAN</b>		
00107	Southern Johor Development	2,399,399,034.00	367,889,500.00
00113	Pembangunan Lima Koridor	20,187,447,921.49	3,981,473,502.26
01000	Pembesaran/Menaik Taraf INSPEN	56,570,000.00	5,071,358.54
06000	Pengkomputeran Jabatan Akauntan Negara	249,101,810.00	87,319,318.91

Nota: \*P.06- Butiran 09900 - Peruntukan sebanyak RM10 akan dibentangkan dalam Sesi Parlimen 2020 telah dimasuk kira sebagai pendahuluan.

LAMPIRAN 2 – PERBELANJAAN PEMBANGUNAN

Anggaran Tahun 2019			Perbelanjaan Sebenar 2019			Perbelanjaan Sebenar RMKe-11 Hingga 31.12.2019
Cara Langsung	Pinjaman	Jumlah	Cara Langsung	Pinjaman	Jumlah	RM
RM	RM	RM	RM	RM	RM	
-	-	-	-	-	-	67,777,512.07
258,694,099.00	-	258,694,099.00	258,562,789.00	-	258,562,789.00	1,043,530,039.90
282,523,609.19	-	282,523,609.19	282,450,966.74	-	282,450,966.74	1,022,782,927.38
92,793,277.00	-	92,793,277.00	91,547,183.44	-	91,547,183.44	305,092,409.20
605,577,625.00	-	605,577,625.00	593,941,982.38	-	593,941,982.38	2,423,257,242.84
60,000,000.00	-	60,000,000.00	58,090,797.09	-	58,090,797.09	151,328,095.57
-	-	-	-	-	-	1,789,761.00
-	-	-	-	-	-	-
20,206,538.00	-	20,206,538.00	20,196,411.31	-	20,196,411.31	26,530,253.54
-	-	-	-	-	-	93,507.65
46,705,802.00	-	46,705,802.00	43,906,678.81	-	43,906,678.81	398,928,687.58
-	-	-	-	-	-	85,603.93
5,013,249.00	-	5,013,249.00	5,013,249.00	-	5,013,249.00	7,530,460.54
-	-	-	-	-	-	1,882,127.63
20,000,000.00	-	20,000,000.00	20,000,000.00	-	20,000,000.00	109,891,560.19
11,963,364.00	-	11,963,364.00	11,788,869.53	-	11,788,869.53	42,830,839.69
-	-	-	-	-	-	9,021,400.63
-	-	-	-	-	-	3,888,701.24
283,121.00	-	283,121.00	147,130.22	-	147,130.22	3,453,252.22
12,526,649.00	-	12,526,649.00	12,526,649.00	-	12,526,649.00	68,542,338.09
34,615,798.00	-	34,615,798.00	34,187,549.76	-	34,187,549.76	282,440,850.69
1.00	-	1.00	-	-	-	30,686,750.90
1,000,010.00	-	1,000,010.00	899,681.00	-	899,681.00	2,380,474.52
10,494,170.00	-	10,494,170.00	6,613,275.40	-	6,613,275.40	6,613,275.40
13,731,190.00	-	13,731,190.00	12,349,787.24	-	12,349,787.24	64,713,012.58
-	-	-	-	-	-	2,288,483.79
716,808,442.81	-	716,808,442.81	684,285,558.50	-	684,285,558.50	2,749,327,595.59
21,500,000.00	-	21,500,000.00	21,470,952.61	-	21,470,952.61	58,445,060.07
7,438,836.00	-	7,438,836.00	7,407,957.45	-	7,407,957.45	56,434,034.40
59,236,848.00	-	59,236,848.00	59,235,931.73	-	59,235,931.73	326,032,633.46
28,548,129.00	-	28,548,129.00	25,203,814.49	-	25,203,814.49	134,845,921.63
-	-	-	-	-	-	-
3,517,629.00	-	3,517,629.00	3,209,435.13	-	3,209,435.13	16,669,268.63
-	-	-	-	-	-	13,160.82
-	-	-	-	-	-	115,044.78
15,537,057.00	-	15,537,057.00	15,536,975.16	-	15,536,975.16	44,535,899.46
70,748,000.00	-	70,748,000.00	65,707,846.31	-	65,707,846.31	406,903,297.26
-	-	-	-	-	-	24,487,566.00
78,200,000.00	-	78,200,000.00	78,200,000.00	-	78,200,000.00	238,300,000.00
660,000.00	-	660,000.00	660,000.00	-	660,000.00	108,930,000.00
87,856,000.00	-	87,856,000.00	87,705,934.59	-	87,705,934.59	1,209,408,905.22
150,000,000.00	-	150,000,000.00	149,961,027.99	-	149,961,027.99	471,996,028.04
278,000,000.00	-	278,000,000.00	277,956,005.24	-	277,956,005.24	2,537,743,649.91
-	-	-	-	-	-	15,000,000.00
31,880,000.00	-	31,880,000.00	30,651,998.61	-	30,651,998.61	303,333,014.76
438,358,000.00	-	438,358,000.00	435,882,014.24	-	435,882,014.24	596,674,296.44
-	-	-	-	-	-	8,111,795.00
-	-	-	-	-	-	6,000,000.00
3,464,417,444.00	-	3,464,417,444.00	3,395,298,451.97	-	3,395,298,451.97	15,390,666,740.24
25,655,500.00	-	25,655,500.00	23,104,836.32	-	23,104,836.32	116,151,046.85
8,523,800.00	-	8,523,800.00	8,495,338.56	-	8,495,338.56	53,656,074.91
2,508,390.00	-	2,508,390.00	1,696,490.43	-	1,696,490.43	1,790,296.97
36,687,690.00	-	36,687,690.00	33,296,665.31	-	33,296,665.31	171,597,418.73
160,015,040.00	-	160,015,040.00	160,015,000.00	-	160,015,000.00	527,904,500.00
1,322,029,600.00	-	1,322,029,600.00	1,322,029,589.00	-	1,322,029,589.00	5,303,503,091.26
3,469,356.00	-	3,469,356.00	3,469,335.02	-	3,469,335.02	8,540,693.56
10,727,212.00	-	10,727,212.00	10,727,138.13	-	10,727,138.13	98,046,457.04

(disambung...)

## Penyata Perbelanjaan Pembangunan bagi tahun berakhir 31 Disember 2019

Maksud Perbelanjaan		Kos Keseluruhan	Perbelanjaan Sebenar RMKe-11 Hingga 31.12.2018
		RM	RM
<b>P.10</b>	<b>PERBENDAHARAAN (SAMB.)</b>		
07000	Projek Institut Perakaunan Negara	6,000,000.00	66,818.30
*09000	Peibagai Suntikan Ekuiti	225,898,756,856.00	10,138,193,271.24
10000	Pengkomputeran Perbendaharaan	47,975,200.00	11,493,750.63
11000	Pengkomputeran NAPIC	7,030,000.00	381,557.80
15000	Pengkomputeran JPPH	11,000,000.00	-
19000	Penyelidikan dan Pembangunan	60,000,000.00	30,000,000.00
50000	Sewaan Bangunan	1,778,292,711.00	113,408,707.22
	<b>PERBADANAN KEMAJUAN NEGERI</b>		
78000	Program Pembiayaan	100,000,000.00	45,000,000.00
81000	Kajian Kemungkinan UKAS	12,000,000.00	39,912,423.07
86000	Pembangunan iGFMAS	345,000,000.00	70,682,857.40
	<b>KASTAM DIRAJA MALAYSIA</b>		
90000	Pejabat dan Rumah Kediaman Kastam	364,551,639.00	135,252,678.84
91000	Kenderaan, Lanci dan Alat Kelengkapan Kastam	697,910,352.00	168,780,490.32
96000	Padang Bola Sepak Tiruan	20,490,000.00	10,508,463.21
*97000	Dana Fasilitasi	30,000,000,000.00	8,231,629,618.00
	<b>JUMLAH PERBENDAHARAAN</b>	<b>282,241,525,523.49</b>	<b>23,437,064,315.74</b>
<b>P.13</b>	<b>KEMENTERIAN LUAR NEGERI</b>		
00100	Pejabat-pejabat dan Bangunan-bangunan di Seberang Laut	1,108,061,925.22	224,767,676.39
00200	Alat-alat Kelengkapan Komunikasi	29,305,182.00	186,000.00
00400	Tanah dan Kerja Awal	5,000,000.00	366,632.11
00500	Program <i>Malaysian Technical Cooperation</i> (MTCP)	100,000,000.00	33,799,747.34
00600	Program Pemantapan Dasar Luar Negeri	3,830,000.00	1,036,708.49
	<b>JUMLAH KEMENTERIAN LUAR NEGERI</b>	<b>1,246,197,107.22</b>	<b>260,156,764.33</b>
<b>P.15</b>	<b>KEMENTERIAN HAL EHWAL EKONOMI</b>		
00100	Kajian-Kajian Kemungkinan	205,449,339.91	13,611,544.36
00102	Projek Kemiskinan Semenanjung/Sabah/Sarawak	1,530,000,000.00	239,670,278.22
00104	Penyusunan Semula Masyarakat	5,750,000,000.00	575,000,000.00
*00108	Program Pembangunan	1,871,133,253.00	235,979,267.87
00109	Program Kerjasama Serantau IMT-GT Dan BIMP-EAGA	40,000,000.00	6,689,528.80
00117	Pembangunan Perkampungan Nelayan	128,978,415.00	24,731,173.00
00121	Infrastruktur Luar Bandar	110,068,786.00	7,250,000.00
00124	Infrastruktur Sukma Perak	160,900,000.00	160,900,000.00
00150	Penghapusan Faedah Hutang Kebun Peneroka	2,000,000,000.00	-
00900	Bantuan Teknik Dan Perundingan	120,584,891.09	32,409,661.04
*03100	Lembaga Pemulihan Dan Penyatuan Tanah Persekutuan (FELCRA)	4,236,242,403.65	880,705,200.00
04000	Pihak Berkuasa Kemajuan Pekebun Kecil Perusahaan Getah (RISDA)	3,764,321,190.00	1,262,103,200.00
*10000	Johor Petroleum Development Corporation (JPDC)	4,021,498.00	-
10200	Perolehan Komputer	90,530,000.00	8,908,261.15
16200	Projek Jalan FELDA	1,000,000,000.00	224,000,000.00
16300	Projek Sistem Bekalan Air FELDA	1,000,000,000.00	189,000,000.00
16400	Bantuan Khas FELDA 2018	577,000,000.00	77,000,000.00
*16500	Program Kelestarian FELDA	3,283,790,000.00	-
70101	Perbadanan Kemajuan Negeri Johor	137,373,500.00	55,571,075.65
70102	Perbadanan Kemajuan Negeri Kedah	82,963,836.00	19,051,856.34
70103	Perbadanan Kemajuan Negeri Kelantan	33,134,703.00	21,323,825.68
70104	Perbadanan Kemajuan Negeri Melaka	24,369,686.13	9,759,272.00
70106	Perbadanan Kemajuan Negeri Pahang	2,900,000.00	80,497.18
70109	Perbadanan Kemajuan Negeri: Perlis	4,430,000.00	-
70111	Perbadanan Kemajuan Negeri Terengganu	28,933,144.90	2,986,471.85
70112	Perbadanan Kemajuan Negeri Sabah	59,478,114.00	23,938,842.47
70113	Perbadanan Kemajuan Negeri Sarawak	35,491,666.63	14,379,919.21
93500	Projek Khas	5,000,000,000.00	54,391,451.17
95000	Halal Industry Development Corporation (HDC)	92,500,000.00	8,000,000.00
96000	Unit Peneraju	285,000,300.00	7,750,050.00
99000	Banci Ekonomi/EKS	731,996,445.00	141,790,871.35
	<b>JUMLAH KEMENTERIAN HAL EHWAL EKONOMI</b>	<b>32,391,591,172.31</b>	<b>4,296,982,247.34</b>

Nota: \*P.10– Butiran 97000 - Peruntukan sebanyak RM10 akan dibentangkan dalam Sesi Parlimen 2020 telah dimasukkan kira sebagai pendahuluan.

Nota: \*P.15– Butiran 00108, - Peruntukan sebanyak RM180,000,000 akan dibentangkan dalam Sesi Parlimen 2020 telah dimasukkan kira sebagai pendahuluan.

Nota: \*P.15– Butiran 16500 - Peruntukan sebanyak RM63,790,000 akan dibentangkan dalam Sesi Parlimen 2020 telah dimasukkan kira sebagai pendahuluan.

Nota: \*P.15– Butiran 10000 - Peruntukan sebanyak RM10 akan dibentangkan dalam Sesi Parlimen 2020 telah dimasukkan kira sebagai pendahuluan.

Nota: \*P.15– Butiran 03100P - Peruntukan sebanyak RM224,955,070 akan dibentangkan dalam Sesi Parlimen 2020 telah dimasukkan kira sebagai pendahuluan.

LAMPIRAN 2 – PERBELANJAAN PEMBANGUNAN

(sambungan)

Anggaran Tahun 2019			Perbelanjaan Sebenar 2019			Perbelanjaan Sebenar RMKe-11 Hingga 31.12.2019
Cara Langsung	Pinjaman	Jumlah	Cara Langsung	Pinjaman	Jumlah	RM
RM	RM	RM	RM	RM	RM	RM
30,000.00	-	30,000.00	30,000.00	-	30,000.00	96,818.30
5,599,831,914.00	-	5,599,831,914.00	6,977,646,300.44	-	6,977,646,300.44	17,115,839,571.68
2,643,739.00	-	2,643,739.00	2,643,738.52	-	2,643,738.52	14,137,489.15
-	-	-	-	-	-	381,557.80
220,000.00	-	220,000.00	220,000.00	-	220,000.00	220,000.00
5,000,000.00	-	5,000,000.00	5,000,000.00	-	5,000,000.00	35,000,000.00
110,105,600.00	-	110,105,600.00	110,105,541.00	-	110,105,541.00	223,514,248.22
-	-	-	-	-	-	45,000,000.00
-	-	-	-	-	-	39,912,423.07
27,200,000.00	-	27,200,000.00	27,177,047.98	-	27,177,047.98	97,859,905.38
34,556,496.00	-	34,556,496.00	34,556,489.55	-	34,556,489.55	169,809,168.39
10,237,353.00	-	10,237,353.00	9,997,350.82	-	9,997,350.82	178,777,841.14
3,487,017.00	-	3,487,017.00	3,485,671.33	-	3,485,671.33	13,994,134.54
536,042,303.00	-	536,042,303.00	536,042,293.00	-	536,042,293.00	8,767,671,911.00
7,825,595,630.00	-	7,825,595,630.00	9,203,145,494.79	-	9,203,145,494.79	32,640,209,810.53
64,153,483.00	-	64,153,483.00	63,098,279.02	-	63,098,279.02	287,865,955.41
3,539,776.00	-	3,539,776.00	3,539,776.00	-	3,539,776.00	3,725,776.00
181,470.00	-	181,470.00	180,847.92	-	180,847.92	547,480.03
12,000,000.00	-	12,000,000.00	11,720,634.11	-	11,720,634.11	45,520,381.45
-	-	-	-	-	-	1,036,708.49
79,874,729.00	-	79,874,729.00	78,539,537.05	-	78,539,537.05	338,696,301.38
19,261,723.00	-	19,261,723.00	19,052,119.07	-	19,052,119.07	32,663,663.43
69,519,843.00	-	69,519,843.00	69,519,826.45	-	69,519,826.45	309,190,104.67
300,000,000.00	-	300,000,000.00	300,000,000.00	-	300,000,000.00	875,000,000.00
360,474,274.00	-	360,474,274.00	360,474,273.00	-	360,474,273.00	596,453,540.87
5,000,000.00	-	5,000,000.00	4,885,659.92	-	4,885,659.92	11,575,188.72
28,200,000.00	-	28,200,000.00	28,200,000.00	-	28,200,000.00	52,931,173.00
23,750,000.00	-	23,750,000.00	23,750,000.00	-	23,750,000.00	31,000,000.00
-	-	-	-	-	-	160,900,000.00
300,000,010.00	-	300,000,010.00	300,000,000.00	-	300,000,000.00	300,000,000.00
11,416,438.00	-	11,416,438.00	10,348,495.00	-	10,348,495.00	42,758,156.04
9,240,200.00	445,396,970.00	454,637,170.00	9,240,200.00	545,396,970.00	554,637,170.00	1,435,342,370.00
498,360,900.00	-	498,360,900.00	498,360,900.00	-	498,360,900.00	1,760,464,100.00
4,021,508.00	-	4,021,508.00	3,221,498.00	-	3,221,498.00	3,221,498.00
13,289,802.00	-	13,289,802.00	13,053,848.63	-	13,053,848.63	21,962,109.78
100,000,000.00	-	100,000,000.00	100,000,000.00	-	100,000,000.00	324,000,000.00
160,000,000.00	-	160,000,000.00	160,000,000.00	-	160,000,000.00	349,000,000.00
-	-	-	-	-	-	77,000,000.00
72,086,427.00	-	72,086,427.00	72,086,426.87	-	72,086,426.87	72,086,426.87
8,532,138.00	-	8,532,138.00	8,532,038.60	-	8,532,038.60	64,103,114.25
18,077,750.00	-	18,077,750.00	18,077,650.40	-	18,077,650.40	37,129,506.74
4,718,228.00	-	4,718,228.00	4,718,227.94	-	4,718,227.94	26,042,053.62
-	-	-	-	-	-	9,759,272.00
2,320,000.00	-	2,320,000.00	2,320,000.00	-	2,320,000.00	2,400,497.18
810,000.00	-	810,000.00	810,000.00	-	810,000.00	810,000.00
7,040,520.00	-	7,040,520.00	7,040,520.00	-	7,040,520.00	10,026,991.85
10,859,953.00	-	10,859,953.00	10,859,953.00	-	10,859,953.00	34,798,795.47
5,313,606.00	-	5,313,606.00	5,260,222.37	-	5,260,222.37	19,640,141.58
149,796,330.00	-	149,796,330.00	149,796,300.00	-	149,796,300.00	204,187,751.17
11,200,000.00	-	11,200,000.00	11,200,000.00	-	11,200,000.00	19,200,000.00
30,000,100.00	-	30,000,100.00	30,000,000.00	-	30,000,000.00	37,750,050.00
124,187,170.00	-	124,187,170.00	121,688,338.70	-	121,688,338.70	263,479,210.05
2,347,476,920.00	445,396,970.00	2,792,873,890.00	2,342,496,497.95	545,396,970.00	2,887,893,467.95	7,184,875,715.29

(disambung...)

## Penyata Perbelanjaan Pembangunan bagi tahun berakhir 31 Disember 2019

Maksud Perbelanjaan		Kos Keseluruhan	Perbelanjaan Sebenar RMKe-11 Hingga 31.12.2018
		RM	RM
<b>P.20</b>	<b>KEMENTERIAN INDUSTRI UTAMA</b>		
00100	Lembaga Koko Malaysia (LKM)	178,939,000.00	66,884,746.00
00401	Lembaga Kenaf dan Tembakau Negara (LKTN)	184,185,819.00	67,264,982.00
00518	Program Pembangunan Kepakaran Sumber Manusia	3,860,000.00	1,820,000.00
00519	Pembangunan Sumber Pertumbuhan Baru: Sago	15,000,000.00	13,127,000.00
00526	Pejabat Kementerian Industri Utama	371,427,417.00	86,284,880.54
11001	Lembaga Getah Malaysia (LGM)	102,732,308.00	30,509,250.00
11101	Lembaga Minyak Sawit Malaysia (MPOB)	311,870,000.00	30,940,000.00
11200	Lembaga Perindustrian Kayu Malaysia (MTIB)	974,806,000.00	308,342,500.00
11300	Lembaga Lada Malaysia (MPB)	131,456,419.00	54,968,029.00
94000	Projek Berimpak Tinggi Industri Utama	2,144,533,979.00	364,737,032.84
<b>JUMLAH KEMENTERIAN INDUSTRI UTAMA</b>		<b>4,418,810,942.00</b>	<b>1,024,878,420.38</b>
<b>P.21</b>	<b>KEMENTERIAN PERTANIAN DAN INDUSTRI ASAS TANI</b>		
<b>IBU PEJABAT</b>			
00100	Lembaga Pemasaran Pertanian Persekutuan (FAMA)	280,900,000.00	134,483,099.00
00203	AGRO Bank	500,000,000.00	135,000,000.00
00300	Institut Penyelidikan dan Kemajuan Pertanian Malaysia (MARDI)	221,525,694.00	121,293,100.00
00400	Lembaga Perindustrian Nanas Malaysia (LPNM)	104,250,000.00	51,961,700.00
00500	Lembaga Kemajuan Ikan Malaysia (LKIM)	861,836,000.00	151,941,768.00
00600	Lembaga Kemajuan Pertanian Kemubu (KADA)	168,854,000.00	97,224,720.00
00700	Lembaga Pertubuhan Peladang (LPP)	161,146,251.00	98,285,000.00
00800	Lembaga Kemajuan Pertanian Muda (MADA)	95,690,000.00	36,233,750.00
00900	Projek Pertanian yang Lain	294,522,714.00	68,489,966.59
00901	Agropreneur Muda	100,000,000.00	15,000,000.00
00903	Pemasaran dan Eksport	53,000,000.00	10,467,416.56
01100	Projek Pertanian Bersepadu Barat Laut Selangor	12,100,000.00	5,607,919.53
01200	Projek Pertanian Seberang Perak	10,750,000.00	6,479,429.67
01300	Projek Pertanian Bersepadu Krian/Sg. Manik	33,000,000.00	17,346,355.69
01400	IADA Kemasin Semerak	9,725,000.00	5,474,096.10
01500	Projek Pertanian Bersepadu Terengganu Utara	8,500,000.00	5,089,341.41
01600	IADA Pulau Pinang	30,500,000.00	17,795,412.91
01700	IADA Kalaka Saribas	54,700,000.00	21,244,645.18
01800	IADA Samarahan	28,750,000.00	19,039,896.56
01910	IADA Pekan	292,520,000.00	45,698,233.15
01920	IADA Rompin	145,775,000.00	34,433,217.87
01930	IADA Kota Belut	357,100,000.00	129,290,761.40
01940	IADA Batang Lupar	502,100,000.00	115,926,688.64
12700	Projek Empangan Paya Peda, Terengganu	424,700,000.00	5,887,102.13
12800	Pemodenan Sistem Pengairan Padi	1,550,723,374.00	283,833,785.44
12900	Program Pembangunan Punca Air	1,145,306,905.00	94,715,015.55
14700	Program Pembangunan Zon Pantai Untuk Kawasan Tanaman/Perikanan Pelbagai Negeri	122,700,000.00	13,500,133.13
14800	Pembinaan dan Pembaikan Jalan Ladang	156,956,000.00	39,003,935.87
15400	Rancangan Pembangunan Sistem Saliran Pertanian	93,000,000.00	33,682,862.25
15600	Program Kawalan Banjir Kawasan Pertanian	51,240,000.00	16,905,179.93
15700	Rancangan-rancangan Pengairan, Sarawak	37,600,000.00	7,537,365.08
15800	Rancangan-rancangan Saliran, Sarawak	6,400,000.00	784,676.24
16600	Rancangan-rancangan Pengairan, Sabah	38,000,000.00	2,560,267.77
90100	Dasar Perancangan Strategik (DPS)	842,531,876.00	72,071,487.44
90200	Industri Tanaman, Ternakan dan Perikanan (ITTP)	458,957,400.00	141,448,253.87
90700	Majlis Latihan Pertanian Kebangsaan (NATC)	103,924,262.00	16,435,876.67
90800	Pengurusan Maklumat (BPM)	2,430,000.00	1,044,002.00
90900	Industri Asas Tani (IAT)	163,000,000.00	13,413,839.32
<i>Jumlah Ibu Pejabat</i>		<b>9,524,714,476.00</b>	<b>2,086,630,300.95</b>
<b>PERTANIAN</b>			
02000	Program Pembangunan Komoditi Tanaman	77,331,500.00	38,212,024.84
02100	Program Penyelidikan	2,750,000.00	2,050,000.00
02200	Perkhidmatan Pengembangan Pertanian	8,000,000.00	5,135,476.23
03300	Kompleks Pertanian	131,545,000.00	15,043,229.55
03500	Pembangunan Industri Bunga dan Komoditi Berpotensi	18,000,000.00	8,541,681.53
03700	Khidmat Sokongan Teknikal	54,450,000.00	20,291,782.09

LAMPIRAN 2 – PERBELANJAAN PEMBANGUNAN

(sambungan)

Anggaran Tahun 2019			Perbelanjaan Sebenar 2019			Perbelanjaan Sebenar RMKe-11 Hingga 31.12.2019
Cara Langsung	Pinjaman	Jumlah	Cara Langsung	Pinjaman	Jumlah	RM
RM	RM	RM	RM	RM	RM	RM
33,218,700.00	-	33,218,700.00	33,218,700.00	-	33,218,700.00	100,103,446.00
17,804,000.00	-	17,804,000.00	17,804,000.00	-	17,804,000.00	85,068,982.00
670,000.00	-	670,000.00	335,000.00	-	335,000.00	2,155,000.00
600,000.00	-	600,000.00	600,000.00	-	600,000.00	13,727,000.00
22,718,100.00	-	22,718,100.00	21,116,671.99	-	21,116,671.99	107,401,552.53
3,595,000.00	-	3,595,000.00	3,595,000.00	-	3,595,000.00	34,104,250.00
12,050,000.00	-	12,050,000.00	12,050,000.00	-	12,050,000.00	42,990,000.00
11,580,000.00	25,000,000.00	36,580,000.00	11,580,000.00	25,000,000.00	36,580,000.00	344,922,500.00
27,384,500.00	-	27,384,500.00	27,384,164.00	-	27,384,164.00	82,352,193.00
171,969,660.00	100.00	171,969,760.00	168,013,625.11	-	168,013,625.11	532,750,657.95
301,589,960.00	25,000,100.00	326,590,060.00	295,697,161.10	25,000,000.00	320,697,161.10	1,345,575,581.48
33,820,000.00	-	33,820,000.00	33,820,000.00	-	33,820,000.00	168,303,099.00
-	60,000,000.00	60,000,000.00	-	60,000,000.00	60,000,000.00	195,000,000.00
46,843,500.00	-	46,843,500.00	46,593,500.00	-	46,593,500.00	167,886,600.00
16,850,000.00	-	16,850,000.00	16,425,000.00	-	16,425,000.00	68,386,700.00
80,207,900.00	-	80,207,900.00	80,207,800.00	-	80,207,800.00	232,149,568.00
34,259,900.00	-	34,259,900.00	34,259,900.00	-	34,259,900.00	131,484,620.00
28,680,000.00	-	28,680,000.00	28,680,000.00	-	28,680,000.00	126,965,000.00
11,900,000.00	-	11,900,000.00	11,900,000.00	-	11,900,000.00	48,133,750.00
34,995,200.00	-	34,995,200.00	34,493,250.34	-	34,493,250.34	102,983,216.93
20,000,000.00	-	20,000,000.00	19,967,459.20	-	19,967,459.20	34,967,459.20
12,810,000.00	-	12,810,000.00	11,914,848.50	-	11,914,848.50	22,382,265.06
2,600,000.00	-	2,600,000.00	2,558,351.83	-	2,558,351.83	8,166,271.36
2,150,000.00	-	2,150,000.00	2,148,684.54	-	2,148,684.54	8,628,114.21
5,750,000.00	-	5,750,000.00	5,603,345.73	-	5,603,345.73	22,949,701.42
1,825,000.00	-	1,825,000.00	1,771,779.50	-	1,771,779.50	7,245,875.60
1,700,000.00	-	1,700,000.00	1,699,980.54	-	1,699,980.54	6,789,321.95
3,500,000.00	-	3,500,000.00	3,492,719.89	-	3,492,719.89	21,288,132.80
13,000,000.00	-	13,000,000.00	12,997,875.52	-	12,997,875.52	34,242,520.70
4,750,000.00	-	4,750,000.00	4,749,841.04	-	4,749,841.04	23,789,737.60
8,883,000.00	-	8,883,000.00	8,629,654.98	-	8,629,654.98	54,327,888.13
4,764,400.00	-	4,764,400.00	4,669,724.64	-	4,669,724.64	39,102,942.51
16,071,500.00	-	16,071,500.00	15,249,428.05	-	15,249,428.05	144,540,189.45
6,404,300.00	-	6,404,300.00	6,403,244.47	-	6,403,244.47	122,329,933.11
-	-	-	-	-	-	5,887,102.13
91,819,630.00	-	91,819,630.00	90,914,680.21	-	90,914,680.21	374,748,465.65
39,176,500.00	-	39,176,500.00	39,123,458.10	-	39,123,458.10	133,838,473.65
531,600.00	-	531,600.00	519,494.58	-	519,494.58	14,019,627.71
8,000,000.00	-	8,000,000.00	7,954,311.93	-	7,954,311.93	46,958,247.80
3,519,600.00	-	3,519,600.00	3,276,817.92	-	3,276,817.92	36,959,680.17
7,270,300.00	-	7,270,300.00	7,270,193.49	-	7,270,193.49	24,175,373.42
136,000.00	-	136,000.00	136,000.00	-	136,000.00	7,673,365.08
-	-	-	-	-	-	784,676.24
2,703,700.00	-	2,703,700.00	1,952,346.23	-	1,952,346.23	4,512,614.00
66,068,580.00	-	66,068,580.00	65,955,728.64	-	65,955,728.64	138,027,216.08
44,089,730.00	-	44,089,730.00	43,015,192.68	-	43,015,192.68	184,463,446.55
12,833,000.00	-	12,833,000.00	12,647,052.85	-	12,647,052.85	29,082,929.52
635,010.00	-	635,010.00	635,005.00	-	635,005.00	1,679,007.00
16,500,000.00	-	16,500,000.00	16,443,888.25	-	16,443,888.25	29,857,727.57
685,048,350.00	60,000,000.00	745,048,350.00	678,080,558.65	60,000,000.00	738,080,558.65	2,824,710,859.60
19,950,000.00	-	19,950,000.00	19,950,000.00	-	19,950,000.00	58,162,024.84
500,000.00	-	500,000.00	500,000.00	-	500,000.00	2,550,000.00
1,700,000.00	-	1,700,000.00	1,700,000.00	-	1,700,000.00	6,835,476.23
5,912,000.00	-	5,912,000.00	5,455,748.71	-	5,455,748.71	20,498,978.26
3,000,000.00	-	3,000,000.00	2,990,789.02	-	2,990,789.02	11,532,470.55
9,400,000.00	-	9,400,000.00	9,338,718.22	-	9,338,718.22	29,630,500.31

(disambung...)

## Penyata Perbelanjaan Pembangunan bagi tahun berakhir 31 Disember 2019

Maksud Perbelanjaan		Kos Keseluruhan	Perbelanjaan Sebenar RMKe-11 Hingga 31.12.2018
		RM	RM
<b>P.21</b>	<b>KEMENTERIAN PERTANIAN DAN INDUSTRI ASAS TANI - (SAMB.)</b>		
	<b>PERTANIAN</b>		
04000	Pembangunan Mempelbagai Pertanian	66,700,000.00	22,951,095.36
04700	Pembangunan Industri Padi	64,500,000.00	4,918,306.97
04800	Pembangunan Industri Kelapa	23,000,000.00	10,210,944.01
04900	Pembangunan Industri Buah-buahan	30,000,000.00	11,021,684.50
05100	Kurantina Tumbuhan Sarawak	5,000,000.00	-
05200	Pembangunan Penyelidikan Pertanian Sarawak	5,000,000.00	2,737,802.15
12500	Pembangunan Industri Tanaman Makanan	224,000,000.00	100,574,588.68
	<i>Jumlah Pertanian</i>	710,276,500.00	241,688,615.91
	<b>PERKHIDMATAN VETERINAR</b>		
10710	Pembangunan Industri Lembu/Kerbau Pedaging	45,876,400.00	5,843,254.39
10730	Pembangunan Industri Tenuku	14,400,000.00	924,483.48
10750	Pengeluaran Bibit dan Baka Lembu	10,100,000.00	9,900,185.25
10760	Pengeluaran Bibit dan Baka Ternakan Kambing Bebiri	3,200,000.00	3,190,221.77
10810	Menaik Taraf dan Pembesaran Stesen Kuarantin Haiwan (SKH) Padang Besar Peris	4,990,500.00	338,224.13
10820	Pembangunan Makmal-makmal Veterinar Kawasan	5,000,000.00	4,256,975.79
*10860	Naiktaraf Abatsir Shah Alam, Selangor ke Tahap Veterinary Health Mark (VHM) dan Export Supply Chain Assurance System (ESCAS)	4,005,000.00	2,881,729.22
10880	Menaiktaraf Kemudahan Latihan	84,000,000.00	27,306,672.72
10920	Pengukuhan Penyelidikan dan Pembangunan (R & D)	1,500,000.00	538,785.50
10930	Sistem Maklumat Pengurusan Veterinar	4,000,000.00	1,499,088.39
22000	Stesen Kuarantina Haiwan Sarawak	2,000,000.00	671,055.85
22200	Rumah Penyembelihan dan Kesihatan Awam	34,160,000.00	275,010.00
22300	Kawasan Penternakan Babi	26,104,000.00	16,000,000.00
22500	Projek Lembu Pedaging	66,092,133.00	28,003,000.00
25000	Pusat Pengeluaran, Penyelidikan dan Latihan Haiwan Sarawak	9,000,000.00	4,597,759.84
26000	Pembangunan Ternakan Sarawak	41,000,000.00	23,582,743.68
28000	Makmal Penyelidikan Penyakit	12,790,000.00	4,337,734.32
29000	Kesihatan Awam Veterinar	1,500,000.00	733,257.10
41000	Perkhidmatan Kuarantin dan Pemeriksaan Malaysia	21,108,892.00	1,631,993.25
41800	Jabatan Perkhidmatan Haiwan dan Perusahaan Ternak (JPHT)	56,686,000.00	27,615,284.00
	<i>Jumlah Veterinar</i>	447,512,925.00	164,127,458.68
	<b>PERIKANAN</b>		
17100	Taman Laut	94,990,000.00	35,499,257.36
22501	Penyelidikan	100,235,000.00	41,607,992.49
22503	Peningkatan Kualiti Stok Akuakultur	31,000,000.00	9,745,149.74
22504	Rangkaian Institut Latihan Akuakultur Malaysia (ILHAM)	40,000,000.00	13,654,818.39
22600	Perkhidmatan Perkembangan Perikanan	50,000,000.00	21,194,941.65
23300	Pengurusan dan Pemuliharaan Ikan	64,515,000.00	19,109,428.08
23400	Kemudahan Perikanan	29,567,000.00	12,127,092.43
23500	Pengembangan dan Didikan	21,430,000.00	14,506,299.09
23702	Pengurusan dan Perlindungan Sumber Perikanan	28,580,000.00	13,104,762.82
24000	Kemudahan Lampu Pemandu dan Penambatan Vesel	16,370,000.00	11,904,401.52
25100	Pusat Pembenhian Perikanan Sabah	2,900,000.00	2,435,677.90
25200	Pembangunan Akuakultur Sabah	2,500,000.00	1,484,836.36
26400	Peningkatan Produktiviti dan Pemuliharaan Ekosistem	15,000,000.00	7,978,323.67
26900	Pemantauan Maklumat Industri Perikanan	5,230,000.00	4,092,697.10
27100	Pembangunan Pejabat Perikanan	2,500,000.00	1,637,546.27
27200	Pembangunan Industri Tiram Sabah	9,280,000.00	5,954,021.88
27400	Pembangunan Usahawan Nelayan/Pengusaha	2,000,000.00	1,248,645.88
	<i>Jumlah Perikanan</i>	516,097,000.00	217,285,892.63
41100	Jabatan Pertanian Semenanjung - DOA	10,000,000.00	-
41700	Jabatan Perkhidmatan Veterinar Semenanjung - DVS	8,548,600.00	-
94000	Projek Pemacu Pertanian	3,965,604,554.00	828,973,626.62
	<b>JUMLAH KEMENTERIAN PERTANIAN DAN INDUSTRI ASAS TANI</b>	15,182,754,055.00	3,538,705,894.79

Nota: \*P.21- Butiran 10860 - Peruntukan sebanyak RM10 akan dibentangkan dalam Sesi Parlimen 2020 telah dimasuk kira sebagai pendahuluan.

LAMPIRAN 2 – PERBELANJAAN PEMBANGUNAN

(sambungan)

Anggaran Tahun 2019			Perbelanjaan Sebenar 2019			Perbelanjaan Sebenar RMKe-11 Hingga 31.12.2019
Cara Langsung	Pinjaman	Jumlah	Cara Langsung	Pinjaman	Jumlah	RM
RM	RM	RM	RM	RM	RM	
7,320,000.00	-	7,320,000.00	7,014,453.06	-	7,014,453.06	29,965,548.42
5,000,000.00	-	5,000,000.00	3,905,629.40	-	3,905,629.40	8,823,936.37
3,000,000.00	-	3,000,000.00	2,709,655.17	-	2,709,655.17	12,920,599.18
5,355,000.00	-	5,355,000.00	4,838,503.09	-	4,838,503.09	15,860,187.59
100,000.00	-	100,000.00	20,922.96	-	20,922.96	20,922.96
1,000,000.00	-	1,000,000.00	856,206.00	-	856,206.00	3,594,008.15
42,000,000.00	-	42,000,000.00	41,155,195.53	-	41,155,195.53	141,729,784.21
104,237,000.00	-	104,237,000.00	100,435,821.16	-	100,435,821.16	342,124,437.07
1,652,000.00	-	1,652,000.00	1,610,664.36	-	1,610,664.36	7,453,918.75
986,000.00	-	986,000.00	984,269.34	-	984,269.34	1,908,752.82
-	-	-	-	-	-	9,900,185.25
-	-	-	-	-	-	3,190,221.77
-	-	-	-	-	-	338,224.13
141,000.00	-	141,000.00	140,580.87	-	140,580.87	4,397,556.66
12,010.00	-	12,010.00	2,253.75	-	2,253.75	2,883,982.97
-	-	-	-	-	-	27,306,672.72
276,500.00	-	276,500.00	275,419.68	-	275,419.68	814,205.18
-	-	-	-	-	-	1,499,088.39
-	-	-	-	-	-	671,055.85
-	-	-	-	-	-	275,010.00
2,000,000.00	-	2,000,000.00	2,000,000.00	-	2,000,000.00	18,000,000.00
12,620,000.00	-	12,620,000.00	12,620,000.00	-	12,620,000.00	40,623,000.00
1,800,000.00	-	1,800,000.00	1,585,928.00	-	1,585,928.00	6,183,687.84
8,200,000.00	-	8,200,000.00	8,200,000.00	-	8,200,000.00	31,782,743.68
1,300,000.00	-	1,300,000.00	1,300,000.00	-	1,300,000.00	5,637,734.32
250,000.00	-	250,000.00	249,995.65	-	249,995.65	983,252.75
2,825,000.00	-	2,825,000.00	2,702,120.85	-	2,702,120.85	4,334,114.10
9,070,000.00	-	9,070,000.00	9,070,000.00	-	9,070,000.00	36,685,284.00
41,132,510.00	-	41,132,510.00	40,741,232.50	-	40,741,232.50	204,868,691.18
16,353,000.00	-	16,353,000.00	16,221,677.80	-	16,221,677.80	51,720,935.16
14,010,000.00	-	14,010,000.00	13,940,270.02	-	13,940,270.02	55,548,262.51
6,200,000.00	-	6,200,000.00	6,158,683.76	-	6,158,683.76	15,903,833.50
7,500,000.00	-	7,500,000.00	7,367,892.31	-	7,367,892.31	21,022,710.70
4,099,900.00	-	4,099,900.00	4,087,875.00	-	4,087,875.00	25,282,816.65
12,958,380.00	-	12,958,380.00	12,818,679.11	-	12,818,679.11	31,928,107.19
-	-	-	-	-	-	12,127,092.43
2,359,300.00	-	2,359,300.00	2,215,695.01	-	2,215,695.01	16,721,994.10
6,360,000.00	-	6,360,000.00	6,264,755.09	-	6,264,755.09	19,369,517.91
-	-	-	-	-	-	11,904,401.52
120,000.00	-	120,000.00	116,625.93	-	116,625.93	2,552,303.83
500,000.00	-	500,000.00	499,365.90	-	499,365.90	1,984,202.26
2,800,000.00	-	2,800,000.00	2,771,028.90	-	2,771,028.90	10,749,352.57
660,000.00	-	660,000.00	659,966.59	-	659,966.59	4,752,663.69
-	-	-	-	-	-	1,637,546.27
2,150,000.00	-	2,150,000.00	1,966,732.09	-	1,966,732.09	7,920,753.97
400,000.00	-	400,000.00	392,039.18	-	392,039.18	1,640,685.06
76,470,580.00	-	76,470,580.00	75,481,286.69	-	75,481,286.69	292,767,179.32
4,880,000.00	-	4,880,000.00	4,867,761.20	-	4,867,761.20	4,867,761.20
2,885,000.00	-	2,885,000.00	2,592,715.25	-	2,592,715.25	2,592,715.25
179,298,070.00	-	179,298,070.00	179,189,518.29	-	179,189,518.29	1,008,163,144.91
1,093,951,510.00	60,000,000.00	1,153,951,510.00	1,081,388,893.74	60,000,000.00	1,141,388,893.74	4,680,094,788.53

(disambung...)

## Penyata Perbelanjaan Pembangunan bagi tahun berakhir 31 Disember 2019

Maksud Perbelanjaan	Kos Keseluruhan	Perbelanjaan Sebenar RMKe-11 Hingga 31.12.2018
	RM	RM
<b>P.22 KEMENTERIAN PEMBANGUNAN LUAR BANDAR</b>		
<b>KEMAJUAN MASYARAKAT</b>		
00100 Pendidikan Kemahiran	148,525,000.00	63,826,388.01
00200 Pembangunan Komuniti	10,000,000.00	6,227,559.95
00300 Pusat Sumber Masyarakat	5,000,000.00	4,732,275.33
00400 Pendidikan Awal Kanak-Kanak	30,899,724.00	7,658,448.79
00500 Pusat Kegiatan Masyarakat	43,299,300.00	8,847,571.69
00600 Latihan dan Pembangunan Profesional KEMAS	32,274,743.00	60,752.76
<i>Jumlah Kemajuan Masyarakat</i>	269,998,767.00	91,352,996.53
<b>MAJLIS AMANAH RAKYAT (MARA)</b>		
00601 Pembangunan Sistem MARA ( <i>Multisectors</i> )	78,038,000.00	43,919,600.00
00602 Maktab Rendah/Kolej Sains MARA	867,353,584.16	62,750,500.00
00604 Institut Kemahiran MARA	527,160,000.00	230,700,000.00
00605 Institut Perdagangan/KPM MARA (Profesional)	315,100,000.00	5,000,000.00
00606 Kolej Poly-Tech MARA	109,970,000.00	30,250,500.00
00607 Perkhidmatan Pengangkutan	168,018,480.00	82,000,000.00
00608 Penilaian dan Kaunseling/Bimbingan Usahawan	162,760,000.00	75,680,100.00
00611 Program GIATMARA	179,354,097.00	94,489,000.00
00614 Bangunan Perniagaan	46,000,000.00	10,500,000.00
00615 Pinjaman/Pembiayaan Secara Islam	1,003,864,500.00	861,864,500.00
00616 UniKL	371,038,000.00	98,000,000.00
00620 Program Penajaan pendidikan MARA	5,848,593,500.00	2,848,864,500.00
<i>Jumlah Majlis Amanah Rakyat (MARA)</i>	9,677,250,161.16	4,444,018,700.00
<b>MAJLIS AMANAH RAKYAT (MARA)</b>		
00700 PPP/PFI	840,757,332.00	79,227,054.90
00800 Teknologi Maklumat (ICT)	9,000,000.00	-
00900 Institut Kemajuan Desa (INFRA)	176,330,637.00	83,399,822.55
01701 Semenanjung	165,789,701.00	73,195,533.70
01702 Sarawak	3,810,324,449.00	1,162,839,705.93
01703 Sabah	3,123,220,626.00	871,422,580.87
01707 Pemasangan Baru Lampu Jalan Kampung	145,000,000.00	87,876,071.09
<i>Jumlah Bekalan Elektrik Luar Bandar</i>	8,270,422,745.00	2,357,960,769.04
02001 Semenanjung	979,930,000.00	224,130,754.44
02002 Sarawak	2,906,920,000.00	386,443,828.10
02003 Sabah	2,398,920,000.00	233,649,646.52
02004 Bekalan Air Alternatif	90,000,000.00	44,835,373.12
<i>Jumlah Bekalan Air Luar Bandar</i>	6,375,770,000.00	889,059,602.18
02300 Jalan-jalan Luar Bandar	17,465,762,270.69	2,500,752,231.13
02400 Jalan Perhubungan Desa	1,002,500,000.00	607,070,961.57
02401 Ameniti Sosial	290,000,000.00	183,429,610.87
02402 Pengupayaan Komuniti dan Infodesa	17,000,000.00	1,410,000.00
02403 Program Bersepadu Pemajuan Kawasan	350,620,000.00	66,100,000.00
02404 Program Lonjakan Mega Luar Bandar	344,677,967.00	34,828,500.00
02406 Pembangunan Ladang Berskala Besar	4,000,000.00	1,500,000.00
02503 Pembangunan Ekonomi Luar Bandar	158,727,500.00	75,308,028.76
02600 Pembangunan Ekonomi Komuniti	228,000,000.00	7,436,690.60
03200 Skim Pembangunan Kesejahteraan Rakyat	2,287,300,000.00	957,365,473.78
03700 Lembaga Kemajuan Johor Tenggara (KEJORA)	265,200,000.00	113,000,000.00
03800 Lembaga Kemajuan Terengganu Tengah (KETENGAH)	334,015,500.00	161,052,942.00
03900 Lembaga Kemajuan Kelantan Selatan (KESEDAR)	497,964,034.00	236,201,496.00
04100 Lembaga Kemajuan Wilayah Kedah (KEDA)	291,926,800.00	122,448,857.00
04200 Projek-Projek Perda	180,866,258.00	53,079,174.00
04500 Lembaga Industri Getah Sabah (LIGS)	49,436,594.00	9,141,300.00
04800 Jabatan Pertanian Sarawak (Tanam Semula Getah)	118,200,000.00	36,046,613.11
05000 Lembaga Kemajuan Tanah Sabah (SLDB)	262,135,318.00	119,477,113.60
06000 Lembaga Kemajuan Tanah Sarawak (LKTS)	49,168,900.00	10,890,000.00
07000 Lembaga Kemajuan Bintulu (BDA)	49,025,000.00	21,600,000.00
08000 Lembaga Pemuliharaan dan Penyatuan Tanah Sarawak (SALCRA)	114,692,500.00	52,271,168.00
09000 Lembaga Kemajuan Perusahaan Pertanian Negeri Pahang (LKPP)	9,150,000.00	1,880,000.00
94000 NKEA	1,465,063,079.00	171,413,900.00
10000 Perbadanan Pembangunan Pertanian Negeri Perak	1,215,000.00	1,215,000.00
<b>JUMLAH KEMENTERIAN PEMBANGUNAN LUAR BANDAR</b>	50,430,088,393.85	13,327,311,128.17

LAMPIRAN 2 – PERBELANJAAN PEMBANGUNAN

(sambungan)

Anggaran Tahun 2019			Perbelanjaan Sebenar 2019			Perbelanjaan Sebenar RMKe-11 Hingga 31.12.2019
Cara Langsung	Pinjaman	Jumlah	Cara Langsung	Pinjaman	Jumlah	RM
RM	RM	RM	RM	RM	RM	
25,505,000.00	-	25,505,000.00	25,452,791.61	-	25,452,791.61	89,279,179.62
2,000,000.00	-	2,000,000.00	1,999,472.62	-	1,999,472.62	8,227,032.57
-	-	-	-	-	-	4,732,275.33
935,000.00	-	935,000.00	606,169.26	-	606,169.26	8,264,618.05
11,710,000.00	-	11,710,000.00	11,480,788.16	-	11,480,788.16	20,328,359.85
350,000.00	-	350,000.00	9,090.46	-	9,090.46	69,843.22
40,500,000.00	-	40,500,000.00	39,548,312.11	-	39,548,312.11	130,901,308.64
19,390,500.00	-	19,390,500.00	19,390,500.00	-	19,390,500.00	63,310,100.00
45,999,900.00	-	45,999,900.00	44,824,600.00	-	44,824,600.00	107,575,100.00
45,240,000.00	-	45,240,000.00	45,240,000.00	-	45,240,000.00	275,940,000.00
20,000,000.00	-	20,000,000.00	20,000,000.00	-	20,000,000.00	25,000,000.00
5,000,000.00	-	5,000,000.00	5,000,000.00	-	5,000,000.00	35,250,500.00
22,000,000.00	-	22,000,000.00	22,000,000.00	-	22,000,000.00	104,000,000.00
20,000,100.00	-	20,000,100.00	20,000,100.00	-	20,000,100.00	95,680,200.00
28,800,000.00	-	28,800,000.00	28,800,000.00	-	28,800,000.00	123,289,000.00
-	-	-	-	-	-	10,500,000.00
56,000,000.00	-	56,000,000.00	56,000,000.00	-	56,000,000.00	917,864,500.00
24,500,000.00	-	24,500,000.00	24,500,000.00	-	24,500,000.00	122,500,000.00
2,107,729,000.00	-	2,107,729,000.00	2,107,729,000.00	-	2,107,729,000.00	4,956,593,500.00
2,394,659,500.00	-	2,394,659,500.00	2,393,484,200.00	-	2,393,484,200.00	6,837,502,900.00
40,199,100.00	-	40,199,100.00	37,907,681.76	-	37,907,681.76	117,134,736.66
2,500,000.00	-	2,500,000.00	2,402,019.91	-	2,402,019.91	2,402,019.91
28,040,770.00	-	28,040,770.00	27,760,405.96	-	27,760,405.96	111,160,228.51
14,799,600.00	-	14,799,600.00	14,799,600.00	-	14,799,600.00	87,995,133.70
274,420,460.00	-	274,420,460.00	273,980,041.93	-	273,980,041.93	1,436,819,747.86
274,688,110.00	-	274,688,110.00	267,927,817.39	-	267,927,817.39	1,139,350,398.26
12,705,300.00	-	12,705,300.00	12,689,685.00	-	12,689,685.00	100,565,756.09
647,353,340.00	-	647,353,340.00	637,467,251.95	-	637,467,251.95	2,995,428,020.99
92,274,400.00	-	92,274,400.00	87,549,330.11	-	87,549,330.11	311,680,084.55
117,320,000.00	-	117,320,000.00	116,118,613.66	-	116,118,613.66	502,562,441.76
125,306,900.00	-	125,306,900.00	110,748,980.14	-	110,748,980.14	344,398,626.66
11,000,000.00	-	11,000,000.00	10,812,818.86	-	10,812,818.86	55,648,191.98
345,901,300.00	-	345,901,300.00	325,229,742.77	-	325,229,742.77	1,214,289,344.95
641,503,610.00	-	641,503,610.00	607,025,270.08	-	607,025,270.08	3,107,777,501.21
163,207,100.00	-	163,207,100.00	160,927,924.16	-	160,927,924.16	767,998,885.73
47,674,260.00	-	47,674,260.00	47,124,767.32	-	47,124,767.32	230,554,378.19
2,000,000.00	-	2,000,000.00	1,979,641.30	-	1,979,641.30	3,389,641.30
46,300,000.00	-	46,300,000.00	45,796,682.20	-	45,796,682.20	111,896,682.20
13,200,100.00	-	13,200,100.00	8,400,100.00	-	8,400,100.00	43,228,600.00
-	-	-	-	-	-	1,500,000.00
12,450,000.00	-	12,450,000.00	10,527,112.82	-	10,527,112.82	85,835,141.58
14,600,000.00	-	14,600,000.00	13,997,918.08	-	13,997,918.08	21,434,608.68
236,665,000.00	-	236,665,000.00	236,571,887.17	-	236,571,887.17	1,193,937,360.95
25,800,000.00	-	25,800,000.00	25,300,000.00	-	25,300,000.00	138,300,000.00
39,000,000.00	-	39,000,000.00	39,000,000.00	-	39,000,000.00	200,052,942.00
73,776,000.00	-	73,776,000.00	73,776,000.00	-	73,776,000.00	309,977,496.00
42,260,500.00	-	42,260,500.00	42,260,500.00	-	42,260,500.00	164,709,357.00
19,738,030.00	-	19,738,030.00	19,738,025.00	-	19,738,025.00	72,817,199.00
8,765,600.00	-	8,765,600.00	8,765,600.00	-	8,765,600.00	17,906,900.00
15,461,500.00	-	15,461,500.00	15,175,443.65	-	15,175,443.65	51,222,056.76
10,000,000.00	24,630,020.00	34,630,020.00	10,000,000.00	21,502,417.05	31,502,417.05	150,979,530.65
4,000,000.00	-	4,000,000.00	4,000,000.00	-	4,000,000.00	14,890,000.00
2,500,000.00	-	2,500,000.00	2,500,000.00	-	2,500,000.00	24,100,000.00
5,842,200.00	10,157,800.00	16,000,000.00	5,842,200.00	10,157,800.00	16,000,000.00	68,271,168.00
2,000,000.00	-	2,000,000.00	2,000,000.00	-	2,000,000.00	3,880,000.00
-	-	-	-	-	-	171,413,900.00
-	-	-	-	-	-	1,215,000.00
4,855,158,040.00	34,787,820.00	4,889,945,860.00	4,776,438,578.61	31,660,217.05	4,808,098,795.66	18,135,409,923.83

(disambung...)

## Penyata Perbelanjaan Pembangunan bagi tahun berakhir 31 Disember 2019

<i>Maksud Perbelanjaan</i>		<i>Kos Keseluruhan</i>	<i>Perbelanjaan Sebenar RMKe-11 Hingga 31.12.2018</i>
		<i>RM</i>	<i>RM</i>
<b>P.23</b>	<b>KEMENTERIAN AIR, TANAH DAN SUMBER ASLI</b>		
	<b>KEMENTERIAN/JABATAN KETUA PENGARAH TANAH DAN GALIAN (JKPTG)/INSTUN/MaCGDI/e-Tanah</b>		
02301	Projek e-Tanah	185,882,363.00	25,351,190.93
02302	Sistem e-JKPTG	77,017,768.00	20,092,366.17
02303	Rekabentuk Piawai Pejabat	55,883,876.00	132,870.72
02304	Bayaran Khas Pengambilan Balik Tanah	800,638,000.00	689,958.00
03302	Kemudahan Pengurusan Kementerian (BTM)	455,217,504.00	36,520,314.22
03303	Pembinaan Institut Latihan Tanah, Ukur dan Pemetaan Negara (INSTUN)	44,478,000.00	12,317,805.64
03304	Infrastruktur Data Geospasial Negara (MaCGDI)	65,670,000.00	20,198,053.51
	<i>Jumlah Kementerian/JKPTG/INSTUN/MaCGDI/e-Tanah</i>	<b>1,684,787,511.00</b>	<b>115,302,559.19</b>
	<b>JABATAN UKUR DAN PEMETAAN MALAYSIA (JUPEM)</b>		
02701	Sistem Pengkalan Data Geodetik (SPDG)	52,000,000.00	19,458,673.37
02703	Pemetaan	223,700,000.00	97,339,258.42
02801	Projek Penandaan, Pengukuran dan Penyenggaraan Sempadan Antarabangsa	22,300,000.00	14,211,995.73
02803	Pewujudan Sistem Pemetaan Utiliti	34,000,000.00	3,486,176.00
02804	eKADASTER	230,253,600.00	106,939,907.11
02806	Peningkatan <i>Local Area Network</i> (LAN) & <i>Wide Area Network</i> (WAN) JUPEM	32,400,000.00	10,626,491.23
02811	Pembangunan Sistem Bahagian Geospasial Pertahanan (BGSP)	100,854,000.00	72,201,254.68
	<i>Jumlah JUPEM</i>	<b>695,507,600.00</b>	<b>324,263,756.54</b>
07100	PERHILITAN	345,681,673.00	82,478,693.09
	<b>LEMBAGA PENYELIDIKAN DAN PEMBANGUNAN PERHUTANAN MALAYSIA (FRIM)</b>		
08100	Pusat Pembangunan Produk Herba	4,500,000.00	2,732,405.00
08510	Pembangunan Penyelidikan Sumber, Pengurusan dan Hasil	152,395,000.00	62,025,595.00
	<i>Jumlah FRIM</i>	<b>156,895,000.00</b>	<b>64,758,000.00</b>
	<b>JABATAN PERHUTANAN SEMENANJUNG MALAYSIA (JPSM)</b>		
08600	Pengurusan Hutan Secara Berkekalan (JPSM)	291,721,630.00	55,917,849.62
08601	Penanaman Pokok Bakau dan Spesis-spesis Yang Sesuai di Pesisiran Pantai (JPSM)	14,200,000.00	9,111,118.59
09200	Pengembangan Maklumat Perhutanan dan IT dan K-Perhutanan (JPSM)	13,700,000.00	8,610,022.92
	<i>Jumlah Perhutanan Semenanjung</i>	<b>319,621,630.00</b>	<b>73,638,991.13</b>
	<b>PERHUTANAN SARAWAK</b>		
09900	Projek Kemajuan Perusahaan Hutan Sistem Maklumat Bersepadu Perhutanan	77,381,763.92	38,038,989.42
10100	Pemuliharaan Hidupan Liar dan Projek Kerjasama Antarabangsa Perhutanan	8,000,000.00	1,041,008.17
	<i>Jumlah Perhutanan Sarawak</i>	<b>85,381,763.92</b>	<b>39,079,997.59</b>
	<b>PERHUTANAN SABAH</b>		
10200	Penubuhan Stesen Hutan Sejadi Sabah Pusat Perhutanan Bersepadu Wilayah K.Kinabalu	8,000,000.00	1,419,959.60
10300	Pembangunan Teknologi Penggunaan Kayu Latihan Kebakaran Hutan	9,516,850.00	5,708,712.15
10400	Perancangan dan Pengurusan Hutan	18,806,917.00	1,876,623.50
10800	Pembangunan Kawasan Penyelidikan Hutan Paya Gambut Klias Galeri Perhutanan dan Penubuhan <i>Seed Orchard</i> serta Spesis Tempatan	4,224,000.00	2,027,333.33
10803	Program Pembangunan Maman Sumber Hutan Sabah	34,920,608.00	11,877,770.42
10804	Projek <i>Heart of Borneo</i> (HOB) Negeri Sabah	41,567,000.00	19,215,846.41
	<i>Jumlah Perhutanan Sabah</i>	<b>117,035,375.00</b>	<b>42,126,245.41</b>
	<i>Jumlah Perhutanan Semenanjung, Sarawak dan Sabah</i>	<b>522,038,768.92</b>	<b>154,845,234.13</b>
	<b>JABATAN MINERAL DAN GEOSAINS</b>		
10900	Mineral Perindustrian Semenanjung Malaysia	74,200,000.00	44,608,828.73
11000	Kajian Geologi Marin	5,000,000.00	-
11800	Kajian Geobencana Negara	12,000,000.00	7,346,612.91
11900	Kajian Sumber Air Tanah Negara	113,500,000.00	37,421,007.95
12100	Pembinaan Pejabat Negeri Jabatan Mineral dan Geosains	44,500,000.00	-
12300	Pemulihan Tanah Bekas Lombong dan Kuari	5,500,000.00	460,449.96
12500	Pemetaan Geologi Negara	79,090,000.00	25,225,945.08
12600	Peningkatan Taraf dan Kemudahan Makmal Jabatan Mineral dan Geosains	27,900,000.00	1,132,386.21
	<i>Jumlah Jabatan Mineral dan Geosains</i>	<b>361,690,000.00</b>	<b>116,195,230.84</b>

LAMPIRAN 2 – PERBELANJAAN PEMBANGUNAN

(sambungan)

Anggaran Tahun 2019			Perbelanjaan Sebenar 2019			Perbelanjaan Sebenar RMKe-11 Hingga 31.12.2019
Cara Langsung	Pinjaman	Jumlah	Cara Langsung	Pinjaman	Jumlah	RM
RM	RM	RM	RM	RM	RM	
-	-	-	-	-	-	25,351,190.93
918,278.00	-	918,278.00	917,748.00	-	917,748.00	21,010,114.17
-	-	-	-	-	-	132,870.72
-	-	-	-	-	-	689,958.00
32,571,900.00	-	32,571,900.00	32,571,819.52	-	32,571,819.52	69,092,133.74
4,390,693.00	-	4,390,693.00	4,390,690.43	-	4,390,690.43	16,708,496.07
4,456,800.00	-	4,456,800.00	4,456,689.48	-	4,456,689.48	24,654,742.99
42,337,671.00	-	42,337,671.00	42,336,947.43	-	42,336,947.43	157,639,506.62
3,545,800.00	-	3,545,800.00	3,545,700.00	-	3,545,700.00	23,004,373.37
29,568,080.00	-	29,568,080.00	29,555,813.59	-	29,555,813.59	126,895,072.01
3,780,000.00	-	3,780,000.00	3,779,958.67	-	3,779,958.67	17,991,954.40
6,791,910.00	-	6,791,910.00	6,791,852.96	-	6,791,852.96	10,278,028.96
8,629,860.00	-	8,629,860.00	8,627,831.90	-	8,627,831.90	115,567,739.01
4,254,220.00	-	4,254,220.00	4,251,911.66	-	4,251,911.66	14,878,402.89
10,891,320.00	-	10,891,320.00	10,891,291.74	-	10,891,291.74	83,092,546.42
67,461,190.00	-	67,461,190.00	67,444,360.52	-	67,444,360.52	391,708,117.06
48,146,404.00	-	48,146,404.00	47,959,653.32	-	47,959,653.32	130,438,346.41
1,304,000.00	-	1,304,000.00	1,304,000.00	-	1,304,000.00	4,036,405.00
28,996,000.00	-	28,996,000.00	28,996,000.00	-	28,996,000.00	91,021,595.00
30,300,000.00	-	30,300,000.00	30,300,000.00	-	30,300,000.00	95,058,000.00
23,178,422.00	-	23,178,422.00	22,229,369.61	-	22,229,369.61	78,147,219.23
1,885,200.00	-	1,885,200.00	1,884,313.15	-	1,884,313.15	10,995,431.74
1,494,800.00	-	1,494,800.00	1,492,954.00	-	1,492,954.00	10,102,976.92
26,558,422.00	-	26,558,422.00	25,606,636.76	-	25,606,636.76	99,245,627.89
17,905,000.00	-	17,905,000.00	16,102,347.72	-	16,102,347.72	54,141,337.14
250,000.00	-	250,000.00	248,304.70	-	248,304.70	1,289,312.87
18,155,000.00	-	18,155,000.00	16,350,652.42	-	16,350,652.42	55,430,650.01
1,761,740.00	-	1,761,740.00	1,761,695.18	-	1,761,695.18	3,181,654.78
1,300,000.00	-	1,300,000.00	1,299,769.10	-	1,299,769.10	7,008,481.25
1,375,000.00	-	1,375,000.00	1,374,635.42	-	1,374,635.42	3,251,258.92
600,000.00	-	600,000.00	598,085.06	-	598,085.06	2,625,418.39
5,000,000.00	-	5,000,000.00	4,991,275.97	-	4,991,275.97	16,869,046.39
4,980,500.00	-	4,980,500.00	4,980,339.12	-	4,980,339.12	24,196,185.53
15,017,240.00	-	15,017,240.00	15,005,799.85	-	15,005,799.85	57,132,045.26
59,730,662.00	-	59,730,662.00	56,963,089.03	-	56,963,089.03	211,808,323.16
14,493,250.00	-	14,493,250.00	14,401,676.13	-	14,401,676.13	59,010,504.86
506,750.00	-	506,750.00	506,481.08	-	506,481.08	506,481.08
2,300,000.00	-	2,300,000.00	2,268,070.83	-	2,268,070.83	9,614,683.74
17,800,000.00	-	17,800,000.00	17,504,699.39	-	17,504,699.39	54,925,707.34
73,596.00	-	73,596.00	73,595.00	-	73,595.00	73,595.00
1,500,000.00	-	1,500,000.00	1,481,888.37	-	1,481,888.37	1,942,338.33
7,600,000.00	-	7,600,000.00	7,488,034.89	-	7,488,034.89	32,713,979.97
1,674,201.00	-	1,674,201.00	1,632,701.90	-	1,632,701.90	2,765,088.11
45,947,797.00	-	45,947,797.00	45,357,147.59	-	45,357,147.59	161,552,378.43

(disambung...)

## Penyata Perbelanjaan Pembangunan bagi tahun berakhir 31 Disember 2019

<i>Maksud Perbelanjaan</i>		<i>Kos Keseluruhan</i>	<i>Perbelanjaan Sebenar RMKe-11 Hingga 31.12.2018</i>
		<i>RM</i>	<i>RM</i>
<b>P.23</b>	<b>KEMENTERIAN AIR, TANAH DAN SUMBER ASLI (SAMB.)</b>		
	<b>PENGAIRAN DAN SALIRAN</b>		
13200	Peningkatan Inovasi dan Kemajuan Teknologi	44,300,000.00	5,923,987.17
13400	Pembangunan Sumber Air Negara	97,900,000.00	20,586,217.43
13500	Pemulihan Empangan	436,000,000.00	53,220,657.26
13600	Jentera-jentera dan Kelengkapan	54,000,000.00	34,832,140.31
13700	Tanggungan-tanggungan untuk Pengambilan Tanah	105,000,000.00	88,502,152.98
13900	Rancangan Kawalan dan Isyarat Bahaya Banjir	598,000,000.00	98,100,664.63
14100	Bangunan dan Pejabat JPS	6,800,000.00	5,100,701.72
14200	Pemulihan Struktur	45,920,000.00	8,941,482.57
14500	Menaiktaraf Infrastruktur dan Saliran Bandar, Tebatan Banjir	137,140,000.00	31,909,395.53
15000	Kerja-kerja Kecil JPS, Pelbagai Negeri	150,000,000.00	99,854,981.13
15100	Mencegah Hakisan Pantai	875,615,985.00	90,018,499.93
15200	Memperbaiki, Mengindah, Membersih dan Merawat Air Sungai-sungai dan Infrastruktur MASMA	659,680,000.00	89,461,857.42
15300	Mengorek Kuala-kuala Sungai	2,332,272,906.00	820,175,510.89
15400	Rancangan Pengurusan Sungai Saliran Mesra Alam	1,225,928,365.00	317,034,074.46
16700	Rancangan Tebatan Banjir (RTB) dan Saliran Bandar	10,111,282,125.00	1,302,400,455.90
16900	Penyelidikan dan Pembangunan	63,000,000.00	6,348,399.27
	<i>Jumlah Pengairan dan Saliran</i>	<b>16,942,839,381.00</b>	<b>3,072,411,178.60</b>
17000	NAHRIM	95,544,555.16	43,913,251.18
17200	Bahagian Pengurusan Biodiversiti dan Perhutanan	75,514,000.00	34,811,342.68
17300	Bahagian Mineral dan Geosains	1,350,000.00	672,198.18
17500	Pasukan Teras Biokeselamatan (PTB)	3,790,000.00	2,309,933.89
06400	Rancangan Bekalan Air Negeri Johor	787,500,000.00	107,489,381.66
06500	Rancangan Bekalan Air Negeri Kedah	1,693,665,732.00	147,235,289.54
07400	Rancangan Bekalan Air Negeri Melaka	514,000,000.00	75,833,308.21
20000	Rancangan Bekalan Air Negeri Kelantan	254,043,141.19	64,490,834.65
21000	Rancangan Bekalan Air Negeri Sembilan	928,488,800.00	15,157,807.33
22000	Rancangan Bekalan Air Negeri Pahang	1,344,315,037.00	119,822,526.97
23000	Rancangan Bekalan Air Negeri Perak	6,000,000.00	-
24000	Rancangan Bekalan Air Negeri Selangor	465,797,981.00	170,542,681.50
25000	Rancangan Bekalan Air Negeri Terengganu	45,000,000.00	-
26000	Rancangan Bekalan Air Negeri Pulau Pinang	1,432,700,000.00	168,832,119.62
27000	Rancangan Bekalan Air Labuan	361,000,159.00	48,030,087.79
28000	Rancangan Bekalan Air Sabah	2,974,595,653.00	184,071,910.59
29000	Rancangan Bekalan Air Sarawak	2,214,137,482.49	186,274,186.00
30000	Penyaluran Air Antara Negeri	3,935,575,000.00	200,748,205.79
31000	Rancangan Bekalan Air Negeri Perlis	146,744,658.00	4,100,000.00
80000	Projek Pembentukan Negara	10,631,438,916.66	2,463,885,830.90
95000	NRW NASIONAL	1,907,271,117.76	9,841,960.76
96000	Bahagian Bekalan Air	63,000,000.00	290,410.10
	<b>JUMLAH KEMENTERIAN AIR, TANAH DAN SUMBER ASLI</b>	<b>50,590,912,167.18</b>	<b>7,978,607,919.73</b>
<b>P.24</b>	<b>KEMENTERIAN PERDAGANGAN ANTARABANGSA DAN INDUSTRI (MITI)</b>		
00201	Program Pembangunan Industri Automotif	87,000,000.00	41,100,000.00
00202	Skim Pinjaman Mudah Automasi dan Pemodenan	750,000,000.00	450,000,000.00
00402	Kajian-kajian Perindustrian	23,000,000.00	4,320,105.26
00505	Program Pembangunan Kemahiran	12,000,000.00	12,000,000.00
50000	Dasar Nasional Industri 4.0	259,500,000.00	-
95000	Program Pembangunan Industri Sektor Pembuatan	252,000,000.00	75,834,808.42
	<b>JUMLAH KEMENTERIAN PERDAGANGAN ANTARABANGSA DAN INDUSTRI</b>	<b>1,383,500,000.00</b>	<b>583,254,913.68</b>
	<b>LEMBAGA PEMBANGUNAN PELABURAN MALAYSIA (MIDA)</b>		
00525	Dana Projek Berimpak Tinggi	3,892,010,000.00	1,179,549,584.00
00530	Menaiktaraf dan Memperbaiki Infrastruktur Asas Kawasan Perindustrian Sedia Ada	323,000,000.00	51,500,000.00
00535	E-MIDA Enterprise Transformation System ( E-Trans )	26,000,000.00	16,000,000.00
	<b>Jumlah MIDA</b>	<b>4,241,010,000.00</b>	<b>1,247,049,584.00</b>
	<b>PERBADANAN PRODUKTIVITI MALAYSIA (MPC)</b>		
00404	Program Daya Saing Negara	24,000,000.00	9,020,112.00
00406	Merangka Pelan Induk Produktiviti Nasional	17,000,000.00	3,397,500.00
00407	Amalan Baik Peraturan (GRP)	57,500,000.00	15,602,900.00
00408	Pelaksanaan NPDIR bagi Kerajaan Negeri dan Kerajaan Tempatan	8,000,000.00	5,285,000.00
00506	Pembaharuan Kawal Selia Sektor	8,000,000.00	4,392,672.00
	<b>Jumlah MPC</b>	<b>114,500,000.00</b>	<b>37,698,184.00</b>

LAMPIRAN 2 – PERBELANJAAN PEMBANGUNAN

(sambungan)

Anggaran Tahun 2019			Perbelanjaan Sebenar 2019			Perbelanjaan Sebenar RMKe-11 Hingga 31.12.2019
Cara Langsung	Pinjaman	Jumlah	Cara Langsung	Pinjaman	Jumlah	
RM	RM	RM	RM	RM	RM	RM
11,130,000.00	-	11,130,000.00	11,116,529.40	-	11,116,529.40	17,040,516.57
5,053,000.00	-	5,053,000.00	4,861,177.68	-	4,861,177.68	25,447,395.11
6,528,530.00	-	6,528,530.00	6,287,456.46	-	6,287,456.46	59,508,113.72
6,700,000.00	-	6,700,000.00	6,680,843.50	-	6,680,843.50	41,512,983.81
6,402,120.00	-	6,402,120.00	6,401,482.00	-	6,401,482.00	94,903,634.98
9,579,000.00	-	9,579,000.00	8,995,578.26	-	8,995,578.26	107,096,242.89
522,600.00	-	522,600.00	522,563.33	-	522,563.33	5,623,265.05
8,905,560.00	-	8,905,560.00	8,786,897.51	-	8,786,897.51	17,728,380.08
7,744,630.00	-	7,744,630.00	7,742,823.57	-	7,742,823.57	39,652,219.10
22,000,100.00	-	22,000,100.00	21,778,893.50	-	21,778,893.50	121,633,874.63
24,116,330.00	-	24,116,330.00	24,045,012.79	-	24,045,012.79	114,063,512.72
17,656,650.00	-	17,656,650.00	16,968,511.16	-	16,968,511.16	106,430,368.58
200,418,944.00	-	200,418,944.00	200,139,212.25	-	200,139,212.25	1,020,314,723.14
67,188,200.00	-	67,188,200.00	66,950,513.84	-	66,950,513.84	383,984,588.30
396,224,690.00	-	396,224,690.00	395,808,532.63	-	395,808,532.63	1,698,208,988.53
3,851,896.00	-	3,851,896.00	3,820,829.34	-	3,820,829.34	10,169,228.61
794,022,250.00	-	794,022,250.00	790,906,857.22	-	790,906,857.22	3,863,318,035.82
16,500,000.00	-	16,500,000.00	16,290,143.86	-	16,290,143.86	60,203,395.04
5,227,300.00	-	5,227,300.00	4,560,439.73	-	4,560,439.73	39,371,782.41
162,000.00	-	162,000.00	160,808.72	-	160,808.72	833,006.90
625,000.00	-	625,000.00	539,765.15	-	539,765.15	2,849,699.04
387,238.00	-	387,238.00	332,198.92	-	332,198.92	107,821,580.58
100.00	5,612,895.00	5,612,995.00	-	5,612,112.00	5,612,112.00	152,847,401.54
922,721.00	-	922,721.00	918,345.59	-	918,345.59	76,751,653.80
200.00	2,563,200.00	2,563,400.00	-	-	-	64,490,834.65
840,100.00	-	840,100.00	662,200.73	-	662,200.73	15,820,008.06
-	2,627,853.00	2,627,853.00	-	2,627,053.00	2,627,053.00	122,449,579.97
4,511.00	-	4,511.00	4,409.60	-	4,409.60	4,409.60
-	12,435,954.00	12,435,954.00	-	12,435,853.00	12,435,853.00	182,978,534.50
-	100.00	100.00	-	-	-	-
22,250,796.00	-	22,250,796.00	22,110,813.25	-	22,110,813.25	190,942,932.87
2,193,842.00	-	2,193,842.00	1,765,306.21	-	1,765,306.21	49,795,394.00
100.00	66,826,475.00	66,826,575.00	-	66,032,573.00	66,032,573.00	250,104,483.59
-	58,259,431.00	58,259,431.00	-	45,430,415.00	45,430,415.00	231,704,601.00
132,650,000.00	-	132,650,000.00	132,644,088.69	-	132,644,088.69	333,392,294.48
50,000.00	300.00	50,300.00	-	-	-	4,100,000.00
1,188,943,278.00	110,000,000.00	1,298,943,278.00	1,188,881,629.41	98,606,199.00	1,287,487,828.41	3,751,373,659.31
12,166,714.00	-	12,166,714.00	11,166,713.87	-	11,166,713.87	21,008,674.63
455,233.00	-	455,233.00	455,133.03	-	455,133.03	745,543.13
2,471,325,107.00	258,326,208.00	2,729,651,315.00	2,461,760,051.87	230,744,205.00	2,692,504,256.87	10,671,112,176.60
21,100,000.00	-	21,100,000.00	21,100,000.00	-	21,100,000.00	62,200,000.00
150,000,000.00	-	150,000,000.00	150,000,000.00	-	150,000,000.00	600,000,000.00
2,920,000.00	-	2,920,000.00	2,057,672.10	-	2,057,672.10	6,377,777.36
-	-	-	-	-	-	12,000,000.00
108,700,000.00	-	108,700,000.00	108,062,940.84	-	108,062,940.84	108,062,940.84
50,000,000.00	-	50,000,000.00	49,014,800.00	-	49,014,800.00	124,849,608.42
332,720,000.00	-	332,720,000.00	330,235,412.94	-	330,235,412.94	913,490,326.62
205,350,000.00	-	205,350,000.00	205,350,000.00	-	205,350,000.00	1,384,899,584.00
20,000,000.00	-	20,000,000.00	20,000,000.00	-	20,000,000.00	71,500,000.00
10,000,000.00	-	10,000,000.00	10,000,000.00	-	10,000,000.00	26,000,000.00
235,350,000.00	-	235,350,000.00	235,350,000.00	-	235,350,000.00	1,482,399,584.00
5,932,000.00	-	5,932,000.00	5,932,000.00	-	5,932,000.00	14,952,112.00
3,665,320.00	-	3,665,320.00	3,665,320.00	-	3,665,320.00	7,062,820.00
18,978,867.00	-	18,978,867.00	18,978,867.00	-	18,978,867.00	34,581,767.00
1,500,000.00	-	1,500,000.00	1,500,000.00	-	1,500,000.00	6,785,000.00
1,500,000.00	-	1,500,000.00	1,500,000.00	-	1,500,000.00	5,892,672.00
31,576,187.00	-	31,576,187.00	31,576,187.00	-	31,576,187.00	69,274,371.00

(disambung...)

## Penyata Perbelanjaan Pembangunan bagi tahun berakhir 31 Disember 2019

Maksud Perbelanjaan	Kos Keseluruhan	Perbelanjaan Sebenar RMKe-11 Hingga 31.12.2018
	RM	RM
<b>P.24 KEMENTERIAN PERDAGANGAN ANTARABANGSA DAN INDUSTRI (MITI) (SAMB.)</b>		
<b>PERBADANAN PEMBANGUNAN PERDAGANGAN LUAR MALAYSIA (MATRADE)</b>		
00204 Tabung Promosi Eksport Perkhidmatan	563,750,000.00	102,519,639.00
00206 Penyertaan Tahunan dalam Acara Perdagangan Antarabangsa Terpilih	70,000,000.00	29,003,304.00
00207 Pembangunan Syarikat Peringkat Pertengahan (PPSPP)	66,000,000.00	12,000,000.00
00512 Digital MATRADE	36,800,000.00	8,984,480.00
00513 E-trade	20,000,000.00	4,637,500.00
<i>Jumlah MATRADE</i>	<b>756,550,000.00</b>	<b>157,144,923.00</b>
<b>HALAL INDUSTRY DEVELOPMENT CORPORATION SDN. BHD (HDC)</b>		
19516 Program Bersepadu Integriti Halal dan Global Halal Reference Centre	2,500,000.00	1,000,000.00
19522 Memperkukuh Jenama Halal Malaysia	18,200,000.00	7,000,000.00
19523 Memperkukuh Pemboleh-pemboleh dalam Halal Malaysia	15,300,000.00	9,400,000.00
19524 Menggalakkan 'Consolidation' dalam Industri Halal Malaysia	3,600,000.00	2,000,000.00
19525 Meningkatkan Keupayaan Inovasi Halal Malaysia	19,400,000.00	7,200,000.00
19526 Mengukuhkan 'Connectivity' Halal Malaysia dalam Rantaian Halal <i>Global</i>	9,500,000.00	6,100,000.00
<i>Jumlah HDC</i>	<b>68,500,000.00</b>	<b>32,700,000.00</b>
00100 SIRIM Bhd.	301,711,500.00	119,050,000.00
00531 Taman Teknologi Sarawak	231,410,000.00	36,719,580.00
00532 Taman Teknologi Sabah	39,233,800.00	6,000,000.00
01100 MIMOS Bhd.	548,380,000.00	265,472,000.00
01400 Jabatan Standard Malaysia (DSM)	112,800,000.00	25,379,973.10
93000 Projek Sambungan Paip Gas Asli Dari Ayer Tawar ke Lembah Kinta Perak	50,000,000.00	10,000,000.00
94000 Collaborative Research in Engineering, Science and Technology (CREST) R&D <i>Programme</i>	55,020,000.00	22,670,000.00
96000 Cadangan Pembangunan Bangunan Pejabat Kementerian Perdagangan Antarabangsa dan Industri	1,064,420,444.00	123,139,960.72
97000 Projek <i>Public Private Partnership</i> (PPP)	62,219,059.00	-
<b>JUMLAH KEMENTERIAN PERDAGANGAN ANTARABANGSA DAN INDUSTRI</b>	<b>9,029,254,803.00</b>	<b>2,666,279,118.50</b>
<b>P.25 KEMENTERIAN PERDAGANGAN DALAM NEGERI DAN HAL EHWAL PENGGUNA</b>		
00100 Program Latihan Perdagangan dan Kepenggunaan	500,000.00	470,025.96
00600 Pembangunan Infrastruktur Asas	198,969,278.00	67,535,399.76
01101 Sistem Perdagangan Pengedaran Produk Petroleum Negara (DATAPETROL)	5,500,000.00	5,985,273.86
01200 Peningkatan Teknologi Maklumat dan Komunikasi KPDNKK	500,000.00	500,000.00
01400 Implementasi Undang-undang Persaingan	3,750,000.00	1,950,000.00
04004 Pembangunan Keusahawanan: Pembangunan Francais	22,450,000.00	10,290,734.61
05000 Pembangunan Perniagaan	19,870,000.00	9,529,001.15
13003 Suruhanjaya Koperasi Malaysia: Program Pembangunan Infrastruktur Asas	55,577,000.00	29,680,900.00
13006 Pembangunan	52,500,000.00	16,170,000.00
13008 Pembangunan Kedai Runcit Harga Patut di Kawasan Parlimen Melalui Gerakan Koperasi	21,000,000.00	8,000,000.00
94000 NKEA	32,000,000.00	32,000,000.00
<b>JUMLAH KEMENTERIAN PERDAGANGAN DALAM NEGERI DAN HAL EHWAL PENGGUNA</b>	<b>412,616,278.00</b>	<b>182,111,335.34</b>
<b>P.26 KEMENTERIAN PEMBANGUNAN USAHAWAN</b>		
19530 Program Peningkatan Dan Pembangunan PKS	75,000,000.00	12,763,792.11
<i>Jumlah MED</i>	<b>75,000,000.00</b>	<b>12,763,792.11</b>
<b>PERBADANAN PERUSAHAAN KECIL DAN SEDERHANA MALAYSIA (SME CORP. MALAYSIA)</b>		
00514 Program Pembangunan Pengeksport Bumiputera	190,000,000.00	53,690,000.00
00601 Dana Pembangunan & Pembiayaan PKS	160,000,000.00	70,500,000.00
00603 Program Keusahawanan	120,750,000.00	47,750,000.00
00606 Pembangunan Perusahaan Mikro	10,000,000.00	3,850,000.00
00607 Pelan Induk PKS	604,318,640.00	134,225,000.00
<i>Jumlah SME Corp. Malaysia</i>	<b>1,085,068,640.00</b>	<b>310,015,000.00</b>
<b>Suruhanjaya Koperasi Malaysia (SKM)</b>		
13001 Pembangunan Perniagaan	25,000,000.00	13,000,000.00
13005 Pembangunan Koperasi	5,000,000.00	2,800,000.00
<i>Jumlah SKM</i>	<b>30,000,000.00</b>	<b>15,800,000.00</b>
00608 Pemantauan Dan Penilaian Pembangunan PKS	1,000,000.00	900,000.00
10200 Perolehan Komputer	32,000,000.00	-
10300 SME Bank	350,000,000.00	100,000,000.00
19900 Pembangunan Vendor	61,000,000.00	25,777,989.56
30000 Tabung Ekonomi Usaha Niaga (TEKUN)	1,350,000,000.00	437,000,000.00
90000 Skim Latihan Siswazah	20,000,000.00	-
96000 Institut Keusahawanan Negara (INSKEN)	32,000,000.00	-
<b>JUMLAH KEMENTERIAN PEMBANGUNAN USAHAWAN</b>	<b>3,036,068,640.00</b>	<b>902,256,781.67</b>

LAMPIRAN 2 – PERBELANJAAN PEMBANGUNAN

(sambungan)

Anggaran Tahun 2019			Perbelanjaan Sebenar 2019			Perbelanjaan Sebenar RMKe-11 Hingga 31.12.2019
Cara Langsung	Pinjaman	Jumlah	Cara Langsung	Pinjaman	Jumlah	RM
RM	RM	RM	RM	RM	RM	
30,000,000.00	-	30,000,000.00	30,000,000.00	-	30,000,000.00	132,519,639.00
10,000,000.00	-	10,000,000.00	10,000,000.00	-	10,000,000.00	39,003,304.00
8,500,000.00	-	8,500,000.00	8,500,000.00	-	8,500,000.00	20,500,000.00
6,320,000.00	-	6,320,000.00	6,320,000.00	-	6,320,000.00	15,304,480.00
4,000,000.00	-	4,000,000.00	4,000,000.00	-	4,000,000.00	8,637,500.00
58,820,000.00	-	58,820,000.00	58,820,000.00	-	58,820,000.00	215,964,923.00
-	-	-	-	-	-	1,000,000.00
-	-	-	-	-	-	7,000,000.00
-	-	-	-	-	-	9,400,000.00
-	-	-	-	-	-	2,000,000.00
-	-	-	-	-	-	7,200,000.00
-	-	-	-	-	-	6,100,000.00
-	-	-	-	-	-	32,700,000.00
41,561,500.00	-	41,561,500.00	41,561,380.00	-	41,561,380.00	160,611,380.00
-	6,016,420.00	6,016,420.00	-	6,016,354.00	6,016,354.00	42,735,934.00
-	6,840,000.00	6,840,000.00	-	6,838,445.00	6,838,445.00	12,838,445.00
46,502,500.00	-	46,502,500.00	46,502,500.00	-	46,502,500.00	311,974,500.00
9,200,000.00	-	9,200,000.00	8,620,792.67	-	8,620,792.67	34,000,765.77
40,000,000.00	-	40,000,000.00	40,000,000.00	-	40,000,000.00	50,000,000.00
10,000,000.00	-	10,000,000.00	10,000,000.00	-	10,000,000.00	32,670,000.00
60,463,300.00	-	60,463,300.00	60,332,186.84	-	60,332,186.84	183,472,147.56
57,469,818.00	-	57,469,818.00	57,440,047.01	-	57,440,047.01	57,440,047.01
923,663,305.00	12,856,420.00	936,519,725.00	920,438,506.46	12,854,799.00	933,293,305.46	3,599,572,423.96
-	-	-	-	-	-	470,025.96
41,298,800.00	-	41,298,800.00	40,000,782.88	-	40,000,782.88	107,536,182.64
-	-	-	-	-	-	5,985,273.86
-	-	-	-	-	-	500,000.00
900,000.00	-	900,000.00	900,000.00	-	900,000.00	2,850,000.00
4,500,000.00	-	4,500,000.00	4,397,219.04	-	4,397,219.04	14,687,953.65
5,100,000.00	-	5,100,000.00	4,977,066.00	-	4,977,066.00	14,506,067.15
-	-	-	-	-	-	29,680,900.00
23,700,000.00	-	23,700,000.00	23,700,000.00	-	23,700,000.00	39,870,000.00
-	-	-	-	-	-	8,000,000.00
-	-	-	-	-	-	32,000,000.00
75,498,800.00	-	75,498,800.00	73,975,067.92	-	73,975,067.92	256,086,403.26
15,000,000.00	-	15,000,000.00	14,439,221.27	-	14,439,221.27	27,203,013.38
15,000,000.00	-	15,000,000.00	14,439,221.27	-	14,439,221.27	27,203,013.38
15,000,000.00	-	15,000,000.00	15,000,000.00	-	15,000,000.00	68,690,000.00
23,000,000.00	-	23,000,000.00	23,000,000.00	-	23,000,000.00	93,500,000.00
10,000,000.00	-	10,000,000.00	10,000,000.00	-	10,000,000.00	57,750,000.00
2,000,000.00	-	2,000,000.00	2,000,000.00	-	2,000,000.00	5,850,000.00
51,500,000.00	-	51,500,000.00	47,500,000.00	-	47,500,000.00	181,725,000.00
101,500,000.00	-	101,500,000.00	97,500,000.00	-	97,500,000.00	407,515,000.00
5,000,000.00	-	5,000,000.00	5,000,000.00	-	5,000,000.00	18,000,000.00
1,000,000.00	-	1,000,000.00	1,000,000.00	-	1,000,000.00	3,800,000.00
6,000,000.00	-	6,000,000.00	6,000,000.00	-	6,000,000.00	21,800,000.00
-	-	-	-	-	-	900,000.00
3,395,000.00	-	3,395,000.00	713,838.08	-	713,838.08	713,838.08
20,000,000.00	-	20,000,000.00	20,000,000.00	-	20,000,000.00	120,000,000.00
18,000,000.00	-	18,000,000.00	15,256,375.35	-	15,256,375.35	41,034,364.91
100,000,000.00	-	100,000,000.00	100,000,000.00	-	100,000,000.00	537,000,000.00
5,000,000.00	-	5,000,000.00	5,000,000.00	-	5,000,000.00	5,000,000.00
5,000,000.00	-	5,000,000.00	5,000,000.00	-	5,000,000.00	5,000,000.00
273,895,000.00	-	273,895,000.00	263,909,434.70	-	263,909,434.70	1,166,166,216.37

(disambung...)

## Penyata Perbelanjaan Pembangunan bagi tahun berakhir 31 Disember 2019

Maksud Perbelanjaan	Kos Keseluruhan	Perbelanjaan Sebenar RMKe-11 Hingga 31.12.2018
	RM	RM
<b>P.27 KEMENTERIAN KERJA RAYA</b>		
<b>JALAN RAYA DAN JAMBATAN</b>		
<b>SEMANANJUNG</b>		
*00500 Membina Jalan Simpang Pulai - Lojing - Gua Musang - Kuala Berang Pakej 8 (Fasa 1)	4,498,488.00	-
00700 Pembinaan Lain-Lain Jalan Persekutuan dan Jambatan	1,922,941,304.00	751,539,679.21
02800 Memperbaiki, Mengganti dan Menaikkan Taraf Jalan dan Jambatan	538,200,000.00	31,004,573.07
10001 Projek Penswastaaan Jalan Raya (PBT)	487,693,061.00	23,679,096.02
*12001 Membina Bangunan Pejabat Jabatan Kerja Raya Persekutuan P.Pinang	10,428,758.00	-
*12401 Baikpulih Bangunan MATRADE Jalan Duta	64,820,000.00	-
19000 Penyelidikan dan Pembangunan Kejuruteraan	588,140,432.00	177,837,965.86
20000 Membina Persimpangan Bertingkat dan Jejambat	363,682,226.00	163,232,743.10
21000 Membina Persimpangan Bertingkat	1,166,689,702.00	357,155,046.02
31000 Pembinaan Jalan dan Jambatan	2,988,043,238.38	583,439,770.28
41000 Kajian Kemungkinan Jalan	15,850,000.00	5,212,255.42
51000 Pelbagai Pembinaan	660,430,000.00	316,643,920.31
60000 Naik Taraf Jalanraya dan Laluan	5,257,658,583.00	1,187,780,829.36
61000 Naik Taraf Jalan-jalan	16,407,695,789.92	1,916,844,666.56
*70000 Projek Mempelok Jalan-jalan	91,392,114.39	-
71000 Mempelok dan Membaikpulih Jalan	605,160,411.00	197,105,471.68
80000 Membina Jalan-jalan Baru	930,778,049.00	343,116,281.06
81000 Membina Jalan-jalan Baru	16,136,084,469.00	6,058,264,847.11
89000 Pengambilan Balik Tanah Untuk Projek-Projek Jalan /Jambatan	126,117,146.00	26,944,733.37
90000 Lain-lain Pembinaan	362,897,465.00	166,975,600.20
<i>Jumlah Jalan Raya dan Jambatan Semenanjung</i>	<b>48,729,201,236.69</b>	<b>12,306,777,478.63</b>
<b>SABAH</b>		
05100 Jalan-Jalan Besar di Sabah	380,000,000.00	260,915,672.51
08230 Pembinaan Jambatan	71,507,000.00	14,798,538.21
08250 Kajian Perlindungan/Pembaikan Cerun-cerun	293,750,000.00	126,642,969.29
08260 Naik Taraf dan Memulihkan Jalan	1,401,005,637.40	373,586,536.86
08270 Memulihkan Jalan	91,954,094.00	11,406,514.39
08280 Pembinaan Jalan-jalan (I)	1,193,840,409.38	447,086,172.35
*08500 Projek Keselamatan Jalan	47,908,000.00	656,880.80
08600 Naik Taraf Jalan Raya	1,225,080,000.00	15,797,342.86
<i>Jumlah Jalan Raya dan Jambatan Sabah</i>	<b>4,705,045,140.78</b>	<b>1,250,890,627.27</b>
<b>SARAWAK</b>		
09230 Jambatan-jambatan	1,237,079,752.00	60,918,416.02
09260 Naik Taraf Jalan-jalan (II)	1,171,760,114.00	741,597,364.65
09280 Membina Jalan-jalan	2,528,915,573.00	192,842,093.68
<i>Jumlah Jalan Raya dan Jambatan Sarawak</i>	<b>4,937,755,439.00</b>	<b>995,357,874.35</b>
<b>LABUAN</b>		
19180 Pembinaan Jalan	83,403,943.10	21,990,471.34
<i>Jumlah Jalan Raya dan Jambatan Labuan</i>	<b>83,403,943.10</b>	<b>21,990,471.34</b>
<i>Jumlah Jalan Raya dan Jambatan Semenanjung, Sarawak, Sabah dan Labuan</i>	<b>58,455,405,759.57</b>	<b>14,575,016,451.59</b>
<b>BANGUNAN-BANGUNAN KERAJAAN (Selain daripada Perumahan)</b>		
11802 Bangunan-bangunan Kerajaan: Sarawak (Pejabat Daerah di Pelbagai Daerah sarawak)	1,675,000.00	52,245.88
<i>Jumlah Bangunan-bangunan Kerajaan (Selain daripada Perumahan)</i>	<b>1,675,000.00</b>	<b>52,245.88</b>
<b>KUARI, JENTERA, WORKSHOP DAN STOR KERJA RAYA</b>		
16001 Kuari	14,903,097.00	6,359.80
<i>Jumlah Kuari, Jentera, Workshop dan Stor Kerja Raya</i>	<b>14,903,097.00</b>	<b>6,359.80</b>
<b>PERUMAHAN KERAJAAN</b>		
18102 Sarawak	4,950,000.00	167,106.00
<i>Jumlah Perumahan Kerajaan</i>	<b>4,950,000.00</b>	<b>167,106.00</b>
18610 Komputer Kementerian Kerja Raya	39,000,000.00	3,259,361.73
18640 Projek ICT Jabatan Kerja Raya	119,385,755.00	25,719,382.52
82000 Lebuhraya Pan Borneo	10,000,000,000.00	4,013,998,251.00
<b>JUMLAH KEMENTERIAN KERJA RAYA</b>	<b>68,635,319,611.57</b>	<b>18,618,219,158.52</b>

Nota: \*P.27- Butiran 00500, 12001, 12401, 70000 dan 08500 - Peruntukan sebanyak RM10 akan dibentangkan dalam Sesi Parlimen 2020 telah dimasuk kira sebagai pendahuluan.

LAMPIRAN 2 – PERBELANJAAN PEMBANGUNAN

(sambungan)

Anggaran Tahun 2019			Perbelanjaan Sebenar 2019			Perbelanjaan Sebenar RMKe-11 Hingga 31.12.2019
Cara Langsung	Pinjaman	Jumlah	Cara Langsung	Pinjaman	Jumlah	RM
RM	RM	RM	RM	RM	RM	RM
241,426.00	-	241,426.00	241,415.56	-	241,415.56	241,415.56
232,700,000.00	-	232,700,000.00	231,124,751.27	-	231,124,751.27	982,664,430.48
52,511,573.00	-	52,511,573.00	47,885,756.38	-	47,885,756.38	78,890,329.45
-	-	-	-	-	-	23,679,096.02
191,240.00	-	191,240.00	183,257.55	-	183,257.55	183,257.55
581,329.00	-	581,329.00	581,318.11	-	581,318.11	581,318.11
50,940,000.00	-	50,940,000.00	49,931,068.83	-	49,931,068.83	227,769,034.69
11,500,100.00	-	11,500,100.00	10,215,471.43	-	10,215,471.43	173,448,214.53
149,550,000.00	-	149,550,000.00	149,104,308.06	-	149,104,308.06	506,259,354.08
240,438,700.00	-	240,438,700.00	235,485,501.62	-	235,485,501.62	818,925,271.90
1,140,000.00	-	1,140,000.00	1,139,744.39	-	1,139,744.39	6,351,999.81
109,018,681.00	-	109,018,681.00	107,123,039.68	-	107,123,039.68	423,766,959.99
445,860,000.00	-	445,860,000.00	437,190,801.38	-	437,190,801.38	1,624,971,630.74
880,000,200.00	-	880,000,200.00	857,321,078.69	-	857,321,078.69	2,774,165,745.25
1,188,437.00	-	1,188,437.00	1,188,425.32	-	1,188,425.32	1,188,425.32
45,200,000.00	-	45,200,000.00	39,882,123.46	-	39,882,123.46	236,987,595.14
101,958,584.00	-	101,958,584.00	101,862,245.52	-	101,862,245.52	444,978,526.58
421,360,000.00	1,019,000,000.00	1,440,360,000.00	417,030,460.58	1,019,000,000.00	1,436,030,460.58	7,494,295,307.69
1,203,200.00	-	1,203,200.00	454,116.00	-	454,116.00	27,398,849.37
1,891,000.00	-	1,891,000.00	727,791.59	-	727,791.59	167,703,391.79
2,747,474,470.00	1,019,000,000.00	3,766,474,470.00	2,688,672,675.42	1,019,000,000.00	3,707,672,675.42	16,014,450,154.05
58,300,000.00	-	58,300,000.00	58,268,516.97	-	58,268,516.97	319,184,189.48
15,500,000.00	-	15,500,000.00	11,063,830.97	-	11,063,830.97	25,862,369.18
11,440,000.00	-	11,440,000.00	9,999,565.50	-	9,999,565.50	136,642,534.79
152,111,800.00	-	152,111,800.00	147,240,481.54	-	147,240,481.54	520,827,018.40
1,100,000.00	-	1,100,000.00	241,000.00	-	241,000.00	11,647,514.39
93,200,000.00	-	93,200,000.00	83,819,709.11	-	83,819,709.11	530,905,881.46
257,676.00	-	257,676.00	257,666.00	-	257,666.00	914,546.80
12,542,334.00	-	12,542,334.00	12,520,191.18	-	12,520,191.18	28,317,534.04
344,451,810.00	-	344,451,810.00	323,410,961.27	-	323,410,961.27	1,574,301,588.54
496,270.00	-	496,270.00	270,947.77	-	270,947.77	61,189,363.79
176,000,000.00	-	176,000,000.00	174,232,947.95	-	174,232,947.95	915,830,312.60
30,860,100.00	-	30,860,100.00	26,605,645.18	-	26,605,645.18	219,447,738.86
207,356,370.00	-	207,356,370.00	201,109,540.90	-	201,109,540.90	1,196,467,415.25
1,060,200.00	-	1,060,200.00	236,731.04	-	236,731.04	22,227,202.38
1,060,200.00	-	1,060,200.00	236,731.04	-	236,731.04	22,227,202.38
3,300,342,850.00	1,019,000,000.00	4,319,342,850.00	3,213,429,908.63	1,019,000,000.00	4,232,429,908.63	18,807,446,360.22
-	-	-	-	-	-	52,245.88
-	-	-	-	-	-	52,245.88
-	-	-	-	-	-	6,359.80
-	-	-	-	-	-	6,359.80
-	-	-	-	-	-	167,106.00
-	-	-	-	-	-	167,106.00
-	-	-	-	-	-	3,259,361.73
4,500,000.00	-	4,500,000.00	4,384,001.26	-	4,384,001.26	30,103,383.78
1,192,000,000.00	-	1,192,000,000.00	1,192,000,000.00	-	1,192,000,000.00	5,205,998,251.00
4,496,842,850.00	1,019,000,000.00	5,515,842,850.00	4,409,813,909.89	1,019,000,000.00	5,428,813,909.89	24,047,033,068.41

(disambung...)

## Penyata Perbelanjaan Pembangunan bagi tahun berakhir 31 Disember 2019

Maksud Perbelanjaan		Kos Keseluruhan	Perbelanjaan Sebenar RMKe-11 Hingga 31.12.2018
		RM	RM
<b>P.28</b>	<b>KEMENTERIAN PENGANGKUTAN</b>		
	<b>PROJEK REL/KERETAPI</b>		
00300	Bayaran Pampasan dan Premium Tanah di bawah Kementerian Pengangkutan	208,642,748.00	85,272,978.34
00700	Membaikpulih dan Mengukuhkan Jambatan	8,143,957.00	7,199,637.08
00800	Projek Membaikpulih dan Mengukuhkan Landasan	894,229,758.00	453,206,205.45
	<b>PROJEK KTMB</b>		
00900	Meningkatkan Keupayaan KTM	37,741,248,833.94	7,500,216,841.29
01400	Projek Pembaikan Keretapi Negeri Sabah	100,100,000.00	43,041,786.37
01600	Pembelian <i>Rolling Stock</i> KTMB	2,320,942,980.00	217,009,966.66
20000	Peningkatan Infrastruktur Rel	526,900,000.00	129,237,622.17
	<i>Jumlah Projek Rel/LRT/ERL</i>	41,800,208,276.94	8,435,185,037.36
	<b>PENGANGKUTAN LAUT SEMENANJUNG MALAYSIA</b>		
03600	Kerja-kerja pengerukan Kuala-kuala Sungai Kecil di Pelabuhan-pelabuhan Semenanjung Malaysia	144,987,450.00	39,006,978.61
03601	Kajian Hidrologi Dan Pemendapan di Kuala-Kuala Sungai/Pelabuhan Kecil Di Malaysia	4,000,000.00	-
06000	Pembaikan dan Pembinaan Jeti Jabatan Laut Semenanjung	233,000,000.00	23,262,004.52
07000	Pembaikan/Pembinaan Kompleks Pejabat/Sistem Peralatan Jabatan Laut	51,600,000.00	27,953,090.86
	<i>Jumlah Pengangkutan Laut Semenanjung Malaysia</i>	433,587,450.00	90,222,073.99
	<b>PENGANGKUTAN LAUT SABAH</b>		
03000	Perolehan Peralatan Melawan Tumpahan Bahan Kimia dan Hazardous Noxious Substance (HNS)	3,000,000.00	2,425,778.00
	<i>Jumlah Pengangkutan Laut Sabah</i>	3,000,000.00	2,425,778.00
	<b>PENGANGKUTAN LAUT SARAWAK</b>		
03603	Kerja-kerja Pengerukan Kuala-kuala Sungai di Sabah dan Sarawak	442,225,000.00	184,658,549.40
08000	Pembinaan/ Pembelian /Pembaikan Jeti/ Kuarters dan Pejabat Jabatan Laut Sarawak	21,943,000.00	3,512,434.23
81000	Kajian Kemungkinan UKAS	94,005,000.00	-
89700	Suruhanjaya Pengangkutan Awam Darat	11,800,000.00	2,250,000.00
	<i>Jumlah Pengangkutan Laut Sarawak</i>	569,973,000.00	190,420,983.63
	<i>Jumlah Pengangkutan Laut Semenanjung, Sabah dan Sarawak</i>	1,006,560,450.00	283,068,835.62
	<b>PENGANGKUTAN UDARA SABAH</b>		
09900	Pembangunan Lapangan Terbang Labuan/Kota Kinabalu	1,081,270,705.00	1,810,576.36
	<i>Jumlah Pengangkutan Udara Sabah</i>	1,081,270,705.00	1,810,576.36
	<b>PENGANGKUTAN UDARA SARAWAK</b>		
13000	Pembinaan dan Menaiktaraf Infrastruktur Lapangan Terbang	685,068,296.09	24,920,481.97
30000	Pembesaran dan Menaiktaraf Lapangan Terbang Kuching/Miri/Sibu/Mukah/Padang Terbang Bario	411,000,000.00	104,592,219.78
	<i>Jumlah Pengangkutan Udara Sarawak</i>	1,096,068,296.09	129,512,701.75
	<b>PENGANGKUTAN UDARA SEMENANJUNG</b>		
40000	Menaiktaraf dan Pembangunan Sistem Kawalan/ Pengurusan Trafik Udara/ Komunikasi/ Radar	888,744,762.00	391,256,963.07
41000	Pembangunan Keselamatan Udara	105,000,000.00	4,223,222.00
	<i>Jumlah Pengangkutan Udara Semenanjung</i>	993,744,762.00	395,480,185.07
	<i>Jumlah Pengangkutan Udara Semenanjung, Sabah dan Sarawak</i>	3,171,083,763.09	526,803,463.18
	<b>PENGANGKUTAN DARAT</b>		
	<b>PENGANGKUTAN DARAT SEMENANJUNG</b>		
00100	Bangunan/ Pentadbiran Kementerian Pengangkutan	14,867,526,660.00	74,414,051.80
00600	Penyelenggaraan Rangkaian Jalan Raya di Pelabuhan Klang	30,000,000.00	29,946,145.87
12100	Pejabat / Bangunan Baru, Peralatan dan Pengkomputeran JPJ	312,974,262.00	142,056,360.34
15000	Pembangunan Modul JKJR	42,000,000.00	22,488,025.90
60000	NKRA 4 - Pengangkutan Awam Bandar (UPT)	325,194,814.00	85,624,944.94
90000	Industrial Collaboration Program Management Unit (IMU) Kementerian Pengangkutan	16,023,988.20	8,671,933.89
	<i>Jumlah Pengangkutan Darat</i>	15,593,719,724.20	363,201,462.74
	<b>JUMLAH KEMENTERIAN PENGANGKUTAN</b>	61,571,572,214.23	9,608,258,798.90

LAMPIRAN 2 – PERBELANJAAN PEMBANGUNAN

(sambungan)

Anggaran Tahun 2019			Perbelanjaan Sebenar 2019			Perbelanjaan Sebenar RMKe-11 Hingga 31.12.2019
Cara Langsung	Pinjaman	Jumlah	Cara Langsung	Pinjaman	Jumlah	
RM	RM	RM	RM	RM	RM	RM
1,000,000.00	-	1,000,000.00	80,999,847.27	-	80,999,847.27	166,272,825.61
-	-	-	-	-	-	7,199,637.08
180,888,490.00	-	180,888,490.00	180,456,130.81	-	180,456,130.81	633,662,336.26
3,157,964,408.00	-	3,157,964,408.00	4,390,274,876.00	-	4,390,274,876.00	11,890,491,717.29
19,912,776.00	-	19,912,776.00	13,779,460.76	-	13,779,460.76	56,821,247.13
141,250,200.00	-	141,250,200.00	141,249,900.00	-	141,249,900.00	358,259,866.66
9,130,354.00	-	9,130,354.00	9,130,353.93	-	9,130,353.93	138,367,976.10
3,510,146,228.00	-	3,510,146,228.00	4,815,890,568.77	-	4,815,890,568.77	13,251,075,606.13
17,123,070.00	-	17,123,070.00	17,123,068.79	-	17,123,068.79	56,130,047.40
54.00	-	54.00	-	-	-	-
187,672.00	-	187,672.00	187,604.72	-	187,604.72	23,449,609.24
100.00	-	100.00	-	-	-	27,953,090.86
17,310,896.00	-	17,310,896.00	17,310,673.51	-	17,310,673.51	107,532,747.50
-	-	-	-	-	-	2,425,778.00
-	-	-	-	-	-	2,425,778.00
144,583,910.00	-	144,583,910.00	144,583,900.16	-	144,583,900.16	329,242,449.56
3,000,000.00	-	3,000,000.00	3,000,000.00	-	3,000,000.00	6,512,434.23
2,647,620.00	-	2,647,620.00	2,623,825.64	-	2,623,825.64	2,623,825.64
2,329,300.00	-	2,329,300.00	2,329,294.00	-	2,329,294.00	4,579,294.00
152,560,830.00	-	152,560,830.00	152,537,019.80	-	152,537,019.80	342,958,003.43
169,871,726.00	-	169,871,726.00	169,847,693.31	-	169,847,693.31	452,916,528.93
100.00	-	100.00	-	-	-	1,810,576.36
100.00	-	100.00	-	-	-	1,810,576.36
1,056,130.00	-	1,056,130.00	1,052,500.00	-	1,052,500.00	25,972,981.97
60,000,000.00	-	60,000,000.00	60,000,000.00	-	60,000,000.00	164,592,219.78
61,056,130.00	-	61,056,130.00	61,052,500.00	-	61,052,500.00	190,565,201.75
154,966,790.00	-	154,966,790.00	154,936,632.14	-	154,936,632.14	546,193,595.21
-	-	-	-	-	-	4,223,222.00
154,966,790.00	-	154,966,790.00	154,936,632.14	-	154,936,632.14	550,416,817.21
216,023,020.00	-	216,023,020.00	215,989,132.14	-	215,989,132.14	742,792,595.32
40,777,961.00	-	40,777,961.00	40,777,960.20	-	40,777,960.20	115,192,012.00
-	-	-	-	-	-	29,946,145.87
11,300,116.00	-	11,300,116.00	10,716,250.47	-	10,716,250.47	152,772,610.81
1,533,570.00	-	1,533,570.00	1,295,010.78	-	1,295,010.78	23,783,036.68
30,092,879.00	-	30,092,879.00	30,092,853.78	-	30,092,853.78	115,717,798.72
2,367,900.00	-	2,367,900.00	2,355,873.69	-	2,355,873.69	11,027,807.58
86,072,426.00	-	86,072,426.00	85,237,948.92	-	85,237,948.92	448,439,411.66
3,982,113,400.00	-	3,982,113,400.00	5,286,965,343.14	-	5,286,965,343.14	14,895,224,142.04

(disambung...)

## Penyata Perbelanjaan Pembangunan bagi tahun berakhir 31 Disember 2019

Maksud Perbelanjaan		Kos Keseluruhan	Perbelanjaan Sebenar RMKe-11 Hingga 31.12.2018
		RM	RM
P.29	<b>KEMENTERIAN TENAGA, TEKNOLOGI HIJAU DAN AIR</b>		
	<b>TENAGA</b>		
03203	Astana Expo	30,000,000.00	28,495,000.00
	<i>Jumlah Tenaga</i>	30,000,000.00	28,495,000.00
	<b>PERKHIDMATAN PEMBENTUNGAN</b>		
80004	Program Pembangunan Latihan Dan Kemahiran		4,650,000.00
80005	Kerja-Kerja Sambungan Hartanah	56,150,000.00	8,492,075.83
	<i>Jumlah Perkhidmatan Pembentukan</i>	56,150,000.00	13,142,075.83
	<i>JUMLAH KEMENTERIAN TENAGA, TEKNOLOGI HIJAU DAN AIR</i>	86,150,000.00	41,637,075.83
P.30	<b>KEMENTERIAN TENAGA, SAINS, TEKNOLOGI, ALAM SEKITAR DAN PERUBAHAN IKLIM</b>		
00107	Projek Teknologi Hijau	20,655,000.00	16,845,351.13
00200	Jabatan Kimia Malaysia	190,639,820.00	91,998,607.07
00602	Pemodenan dan Naik Taraf Planetarium Kuala Lumpur	8,415,976.00	-
00603	Agensi <i>Remote Sensing</i> Malaysia	86,330,000.00	15,347,551.47
00604	Pusat Sains Negara (PSN)	64,000,000.00	21,025,701.91
00605	Bahagian Bioteknologi Kebangsaan (BIOTEK)	62,213,000.00	32,300,000.00
00608	Pusat Maklumat Sains dan Teknologi Malaysia (MASTIC)	7,400,000.00	2,419,297.56
00701	Perolehan dan Penyediaan Tapak bagi Cadangan Pembinaan Stesen Meteorologi Radar Cuaca Doppler	9,254,000.00	1,611,269.21
00702	Alat-alat Kelengkapan	328,866,362.00	143,923,602.03
00800	Program Penyelidikan dan Pembangunan (R & D)	2,307,920,000.00	321,817,451.90
00900	Agensi Nuklear Malaysia	72,293,775.47	37,099,681.48
01000	Lembaga Pelesenan Tenaga Atom (LPTA)	16,611,000.00	439,793.47
01200	Agensi Angkasa Negara (ANGKASA)	379,436,125.00	5,885,601.63
02000	<i>Technology Acquisition Fund (TAF)</i>	100,000,000.00	25,000,000.00
02100	<i>Commercialisation of R&amp;D Fund (CRDF)</i>	160,000,000.00	100,000,000.00
03500	Lembaga Teknologis Malaysia (MBOT)	16,000,000.00	8,000,000.00
03202	Penghantaran dan Pembahagian(Tenaga)	146,455,500.00	60,506,000.00
03600	Program Pengkomersilan Nano Teknologi Bagi Rancangan Malaysia Ke-11	85,875,000.00	40,537,479.20
03700	Yayasan Inovasi Malaysia	7,000,000.00	4,000,000.00
06000	Sistem Pengurusan Maklumat KETTHA	9,541,484.00	2,673,898.27
07200	Jabatan Alam Sekitar	919,162,822.00	137,183,285.37
07300	Bahagian Konservasi Dan Pemuliharaan Alam Sekitar (KAS)	9,290,000.00	3,530,436.37
09000	Pelbagai Suntikan Ekuiti	692,100,000.00	-
10000	Program Kecekapan Tenaga Dan Tenaga Diperbaharui	148,461,000.00	62,370,579.68
11000	Sabah <i>Electricity</i> Sdn Bhd (SESB)	3,695,432,577.00	774,258,567.42
97000	PPP/PFI - Sewaan Bangunan	327,052,069.00	11,567,268.04
	<i>JUMLAH KEMENTERIAN TENAGA, SAINS, TEKNOLOGI, ALAM SEKITAR DAN PERUBAHAN IKLIM</i>	9,870,405,510.47	1,920,341,423.21
P.31	<b>KEMENTERIAN PELANCONGAN, SENI DAN BUDAYA</b>		
00800	Kajian - kajian Pelancongan	3,500,000.00	3,298,149.40
01100	Program Penyediaan/Peningkatan Kemudahan Pelancongan	176,846,900.00	58,142,430.77
01400	Penyelenggaraan Kemudahan/Infrastruktur	327,800.00	327,800.00
01900	Pembangunan <i>Ecotourism</i>	80,027,000.00	29,974,365.34
02800	Program Peningkatan Kemudahan Homestay	2,650,000.00	1,675,340.70
40600	Program Pemuliharaan/Pemugaran Tinggalan Sejarah	69,810,000.00	23,783,364.64
41300	Taman Seni Budaya Negeri-negeri	12,000,000.00	9,482,576.68
41400	Akademi Seni Budaya dan Warisan Kebangsaan (ASWARA)	64,100,000.00	16,642,080.95
41700	Istana Budaya	66,282,052.00	47,332,219.26
42200	Lembaga Pembangunan Seni Visual Negara	14,000,000.00	11,548,000.00
42700	Naik Taraf Bangunan-bangunan Arkib Negara Malaysia	72,544,310.88	9,562,950.70
43205	Bangunan Arkib Negara Malaysia Cawangan Perak	30,000,000.00	22,286,325.52
44200	Perolehan Bahan Arkib	23,620,100.00	2,493,114.34
44700	Kajian Sektor Kebudayaan	2,000,000.00	850,964.88
45000	Pembangunan Teknologi Maklumat	40,285,000.00	7,872,366.89
45100	Ubahsuai dan Naiktaraf Muzium	16,019,583.00	2,619,583.00
49000	Perbadanan Kemajuan Kraftangan Malaysia	27,260,000.00	17,048,147.01
50000	Jabatan Perpustakaan Negara	117,300,000.00	15,730,754.69
94000	Pemasaran dan Promosi	366,292,000.00	200,914,295.00
	<i>JUMLAH KEMENTERIAN PELANCONGAN, SENI DAN BUDAYA</i>	1,184,864,745.88	481,584,829.77

LAMPIRAN 2 – PERBELANJAAN PEMBANGUNAN

(sambungan)

Anggaran Tahun 2019			Perbelanjaan Sebenar 2019			Perbelanjaan Sebenar RMKe-11 Hingga 31.12.2019
Cara Langsung	Pinjaman	Jumlah	Cara Langsung	Pinjaman	Jumlah	RM
RM	RM	RM	RM	RM	RM	RM
-	-	-	-	-	-	28,495,000.00
-	-	-	-	-	-	28,495,000.00
-	-	-	-	-	-	4,650,000.00
-	-	-	-	-	-	8,492,075.83
-	-	-	-	-	-	13,142,075.83
-	-	-	-	-	-	41,637,075.83
-	-	-	-	-	-	16,845,351.13
18,339,760.00	-	18,339,760.00	18,339,304.95	-	18,339,304.95	110,337,912.02
108,870.00	-	108,870.00	-	-	-	-
13,172,761.00	-	13,172,761.00	13,033,720.42	-	13,033,720.42	28,381,271.89
5,459,556.00	-	5,459,556.00	5,455,828.60	-	5,455,828.60	26,481,530.51
900,000.00	-	900,000.00	900,000.00	-	900,000.00	33,200,000.00
798,000.00	-	798,000.00	797,571.38	-	797,571.38	3,216,868.94
-	-	-	-	-	-	1,611,269.21
21,756,607.00	-	21,756,607.00	21,659,347.07	-	21,659,347.07	165,582,949.10
29,519,370.00	-	29,519,370.00	28,856,897.07	-	28,856,897.07	350,674,348.97
8,685,240.00	-	8,685,240.00	8,264,395.92	-	8,264,395.92	45,364,077.40
1,948,138.00	-	1,948,138.00	1,948,127.28	-	1,948,127.28	2,387,920.75
2,657,580.00	-	2,657,580.00	2,657,569.80	-	2,657,569.80	8,543,171.43
5,000,000.00	-	5,000,000.00	5,000,000.00	-	5,000,000.00	30,000,000.00
20,000,000.00	-	20,000,000.00	20,000,000.00	-	20,000,000.00	120,000,000.00
-	-	-	-	-	-	8,000,000.00
-	40,269,500.00	40,269,500.00	-	40,269,500.00	40,269,500.00	100,775,500.00
10,017,183.00	-	10,017,183.00	10,017,182.48	-	10,017,182.48	50,554,661.68
1,000,000.00	-	1,000,000.00	1,000,000.00	-	1,000,000.00	5,000,000.00
-	-	-	-	-	-	2,673,898.27
72,886,580.00	-	72,886,580.00	72,311,550.38	-	72,311,550.38	209,494,835.75
500,000.00	-	500,000.00	493,167.51	-	493,167.51	4,023,603.88
3,500,000.00	-	3,500,000.00	3,500,000.00	-	3,500,000.00	3,500,000.00
26,000,000.00	-	26,000,000.00	25,999,999.84	-	25,999,999.84	88,370,579.52
259,320,890.00	149,813,600.00	409,134,490.00	223,719,536.51	149,813,600.00	373,533,136.51	1,147,791,703.93
25,288,870.00	-	25,288,870.00	25,288,860.24	-	25,288,860.24	36,856,128.28
526,859,405.00	190,083,100.00	716,942,505.00	489,243,059.45	190,083,100.00	679,326,159.45	2,599,667,582.66
-	-	-	-	-	-	3,298,149.40
5,558,766.00	-	5,558,766.00	5,075,336.12	-	5,075,336.12	63,217,766.89
-	-	-	-	-	-	327,800.00
10,282,715.00	-	10,282,715.00	9,613,559.25	-	9,613,559.25	39,587,924.59
483,655.00	-	483,655.00	480,134.10	-	480,134.10	2,155,474.80
10,651,533.00	-	10,651,533.00	10,161,113.65	-	10,161,113.65	33,944,478.29
927,531.00	-	927,531.00	920,286.04	-	920,286.04	10,402,862.72
5,500,000.00	-	5,500,000.00	5,500,000.00	-	5,500,000.00	22,142,080.95
6,362,000.00	-	6,362,000.00	6,361,329.90	-	6,361,329.90	53,693,549.16
1,500,000.00	-	1,500,000.00	1,500,000.00	-	1,500,000.00	13,048,000.00
7,600,675.00	-	7,600,675.00	6,659,084.19	-	6,659,084.19	16,222,034.89
5,896,000.00	-	5,896,000.00	5,896,000.00	-	5,896,000.00	28,182,325.52
-	-	-	-	-	-	2,493,114.34
750,000.00	-	750,000.00	634,488.30	-	634,488.30	1,485,453.18
13,987,800.00	-	13,987,800.00	13,960,799.31	-	13,960,799.31	21,833,166.20
200,000.00	-	200,000.00	164,494.62	-	164,494.62	2,784,077.62
6,849,000.00	-	6,849,000.00	6,849,000.00	-	6,849,000.00	23,897,147.01
7,370,560.00	-	7,370,560.00	5,548,973.58	-	5,548,973.58	21,279,728.27
67,564,765.00	-	67,564,765.00	67,564,765.00	-	67,564,765.00	268,479,060.00
151,485,000.00	-	151,485,000.00	146,889,364.06	-	146,889,364.06	628,474,193.83

(disambung...)

## Penyata Perbelanjaan Pembangunan bagi tahun berakhir 31 Disember 2019

Maksud Perbelanjaan		Kos Keseluruhan	Perbelanjaan Sebenar RMKe-11 Hingga 31.12.2018
		RM	RM
<b>P.32</b>	<b>KEMENTERIAN WILAYAH PERSEKUTUAN</b>		
01100	Perancangan Bandar dan Desa	258,397,218.00	51,955,442.34
01901	Rancangan Tempatan	30,955,000.00	15,931,901.97
*01902	Rancangan Struktur Disewa	6,860,000.00	3,714,657.33
01903	Kajian Prosedur Perancangan Dan Sebaran Dasar	23,665,600.00	8,816,316.86
*01904	Pembangunan Teknologi Maklumat E-PLAN	3,124,000.00	2,295,005.95
01905	Rancangan Fizikal Negara	38,794,400.00	2,701,066.95
01906	Perancangan Wilayah	15,150,000.00	4,500,647.34
01907	Rancangan Kawansan Khas (RKK)	10,754,000.00	6,767,403.02
02000	Jalan-jalan dan Jambatan-jambatan	838,128,916.00	170,000,000.00
02101	Pembangunan Taman Awam	325,962,800.00	56,684,211.71
02102	Pembangunan Landskap	228,577,200.00	46,905,176.53
02103	Promosi Dan Pembangunan Industri	5,000,000.00	-
02104	Penyelidikan Dan Pemuliharaan Landskap	54,700,000.00	12,824,004.43
02105	Pengurusan Landskap	8,000,000.00	1,239,402.89
02500	Program Pembangunan Sosio-Ekonomi	14,200,000.00	10,200,000.00
03000	Kompleks Perniagaan dan Pasar	94,000,000.00	22,300,000.00
04000	Projek Sosial, Rekreasi dan Kemudahan Awam Kuala Lumpur	42,000,000.00	23,200,100.00
05000	Perbadanan Labuan	258,316,638.00	80,853,271.00
07000	Pusat Pentadbiran Putrajaya	181,965,000.00	32,941,550.00
08000	Baikpulih Sungai	136,260,703.00	40,760,700.00
09000	Program Pembangunan Semula Kampung Baru	235,739,096.00	41,000,100.00
94000	Pemasaran dan Promosi	7,795,338,300.00	2,258,690,142.79
<b>JUMLAH KEMENTERIAN WILAYAH PERSEKUTUAN</b>		<b>10,605,888,871.00</b>	<b>2,894,281,101.11</b>
<b>P.42</b>	<b>KEMENTERIAN KESIHATAN</b>		
00101	Pembinaan Kolej Baharu	934,909,188.00	35,291,863.83
00102	Naiktaraf Projek Latihan	23,330,272.00	2,942,560.31
00104	<i>Outsourcing</i>	186,210,000.00	734,250.00
00105	Latihan dalam Perkhidmatan	410,000,000.00	125,799,109.21
00201	Perkhidmatan Kesihatan Luar Bandar	2,215,642,956.40	268,765,934.67
00202	BAKAS	9,992,600.00	-
00203	Perkhidmatan Kesihatan Bandar	2,191,449,206.00	294,492,898.55
00204	Klinik Bergerak	4,900,500.00	1,465,407.37
00300	Kemudahan Hospital	14,321,153,998.84	921,724,270.70
00400	Hospital Baharu	6,181,298,595.87	764,579,588.07
00500	Penyelidikan dan Pembangunan (R&D)	166,000,000.00	93,572,939.05
00600	Ubahsuai, Naik Taraf dan Pembaikan	550,000,000.00	314,837,975.51
00700	Perolehan Dan Penyelenggaraan Tanah	235,624,600.00	43,492,475.89
00800	Kemudahan Teknologi Maklumat dan Komunikasi (ICT)	1,049,375,524.60	144,328,953.38
00900	Penyelenggaraan Kuarters KKM	20,000,000.00	106,064.30
00901	Kemudahan Kuarters Luar Bandar	108,437,885.00	9,093,986.24
00902	Kemudahan Kuarters Bandar	371,708,106.00	21,169,887.42
00904	Pejabat dan Jabatan Kesihatan	230,149,345.00	54,425,850.76
01000	Promosi Kesihatan	18,832,000.00	5,000,000.00
01100	Peralatan dan Kenderaan	2,588,501,856.00	1,084,776,938.82
<b>JUMLAH KEMENTERIAN KESIHATAN</b>		<b>31,817,516,633.71</b>	<b>4,186,600,954.08</b>
<b>P.43</b>	<b>KEMENTERIAN PERUMAHAN DAN KERAJAAN TEMPATAN</b>		
Kerajaan Tempatan			
00100	Projek Kecil di Kawasan Pihak Berkuasa Tempatan	2,314,825,100.00	1,022,542,923.47
00110	PRIMA	8,435,000,000.00	2,120,000,000.00
00200	Projek PPP/PFI	1,081,268,665.00	107,710,008.34
<i>Jumlah Kerajaan Tempatan</i>		<b>11,831,093,765.00</b>	<b>3,250,252,931.81</b>
Kesejahteraan Bandar			
00400	Pembangunan Bandar Pintar	2,250,000.00	1,185,992.31
*04000	Program Pemasman Kemiskinan Bandar	637,125,000.00	94,941,104.00
*04001	Penyenggaraan Perumahan	900,000,000.00	182,312,061.50
<i>Jumlah Kesejahteraan bandar</i>		<b>1,539,375,000.00</b>	<b>278,439,157.81</b>
Pengurusan Sisa Pepejal Negara			
00500	Pengurusan Sisa Pepejal Negara	1,813,873,922.00	297,262,893.48
<i>Jumlah Pengurusan Sisa Pepejal Negara</i>		<b>1,813,873,922.00</b>	<b>297,262,893.48</b>

Nota: \*P.32- Butiran 01902 dan 01904 - Peruntukan sebanyak RM10 akan dibentangkan dalam Sesi Parlimen 2020 telah dimasuk kira sebagai pendahuluan.

Nota: \*P.43- Butiran 04000 dan 04001, eruntukan sebanyak RM26,000,000 dan RM11,000,000 setiap satu butiran akan dibentangkan dalam Sesi Parlimen 2020 telah dimasuk kira sebagai pendahuluan.

LAMPIRAN 2 – PERBELANJAAN PEMBANGUNAN

(sambungan)

Anggaran Tahun 2019			Perbelanjaan Sebenar 2019			Perbelanjaan Sebenar RMKe-11 Hingga 31.12.2019
Cara Langsung	Pinjaman	Jumlah	Cara Langsung	Pinjaman	Jumlah	RM
RM	RM	RM	RM	RM	RM	RM
84,228,564.00	-	84,228,564.00	84,228,563.32	-	84,228,563.32	136,184,005.66
2,782,685.00	-	2,782,685.00	2,750,259.37	-	2,750,259.37	18,682,161.34
995,010.00	-	995,010.00	961,248.92	-	961,248.92	4,675,906.25
4,541,213.00	-	4,541,213.00	4,511,325.35	-	4,511,325.35	13,327,642.21
385,010.00	-	385,010.00	382,660.00	-	382,660.00	2,677,665.95
10,580,584.00	-	10,580,584.00	10,355,002.71	-	10,355,002.71	13,056,069.66
1,000,000.00	-	1,000,000.00	984,388.90	-	984,388.90	5,485,036.24
1,940,602.00	-	1,940,602.00	1,936,740.66	-	1,936,740.66	8,704,143.68
63,387,428.00	-	63,387,428.00	63,387,428.00	-	63,387,428.00	233,387,428.00
27,325,431.00	-	27,325,431.00	25,779,033.21	-	25,779,033.21	82,463,244.92
15,251,781.00	-	15,251,781.00	15,192,400.40	-	15,192,400.40	62,097,576.93
10,000.00	-	10,000.00	-	-	-	-
2,500,000.00	-	2,500,000.00	2,369,275.98	-	2,369,275.98	15,193,280.41
71,541.00	-	71,541.00	71,540.27	-	71,540.27	1,310,943.16
500,000.00	-	500,000.00	500,000.00	-	500,000.00	10,700,000.00
30,700,000.00	-	30,700,000.00	30,700,000.00	-	30,700,000.00	53,000,000.00
7,000,000.00	-	7,000,000.00	7,000,000.00	-	7,000,000.00	30,200,100.00
67,005,149.00	-	67,005,149.00	67,005,000.00	-	67,005,000.00	147,858,271.00
18,200,000.00	-	18,200,000.00	16,875,000.00	-	16,875,000.00	49,816,550.00
13,000,000.00	-	13,000,000.00	13,000,000.00	-	13,000,000.00	53,760,700.00
33,737,710.00	-	33,737,710.00	33,737,710.00	-	33,737,710.00	74,737,810.00
761,253,101.00	-	761,253,101.00	752,780,585.72	-	752,780,585.72	3,011,470,728.51
1,146,395,809.00	-	1,146,395,809.00	1,134,508,162.81	-	1,134,508,162.81	4,028,789,263.92
1,399,810.00	-	1,399,810.00	1,335,478.08	-	1,335,478.08	36,627,341.91
7,000,000.00	-	7,000,000.00	6,896,980.32	-	6,896,980.32	9,839,540.63
-	-	-	-	-	-	734,250.00
48,000,000.00	-	48,000,000.00	46,281,382.36	-	46,281,382.36	172,080,491.57
151,460,700.00	-	151,460,700.00	145,514,418.55	-	145,514,418.55	414,280,353.22
-	-	-	-	-	-	-
129,450,000.00	-	129,450,000.00	125,339,591.94	-	125,339,591.94	419,832,490.49
1,120,000.00	-	1,120,000.00	1,112,187.18	-	1,112,187.18	2,577,594.55
603,370,300.00	-	603,370,300.00	596,653,215.24	-	596,653,215.24	1,518,377,485.94
227,493,200.00	-	227,493,200.00	224,196,376.77	-	224,196,376.77	988,775,964.84
20,150,000.00	-	20,150,000.00	18,437,397.57	-	18,437,397.57	112,010,336.62
94,300,000.00	-	94,300,000.00	91,289,412.94	-	91,289,412.94	406,127,388.45
75,000,000.00	-	75,000,000.00	74,267,476.62	-	74,267,476.62	117,759,952.51
20,900,000.00	-	20,900,000.00	20,358,225.22	-	20,358,225.22	164,687,178.60
5,000,000.00	-	5,000,000.00	4,917,180.57	-	4,917,180.57	5,023,244.87
11,900,200.00	-	11,900,200.00	11,110,602.99	-	11,110,602.99	20,204,589.23
8,600,000.00	-	8,600,000.00	7,593,683.67	-	7,593,683.67	28,763,571.09
55,500,000.00	-	55,500,000.00	54,803,260.45	-	54,803,260.45	109,229,111.21
-	-	-	-	-	-	5,000,000.00
323,782,000.00	-	323,782,000.00	317,236,793.81	-	317,236,793.81	1,402,013,732.63
1,784,426,210.00	-	1,784,426,210.00	1,747,343,664.28	-	1,747,343,664.28	5,933,944,618.36
473,157,000.00	-	473,157,000.00	473,156,848.06	-	473,156,848.06	1,495,699,771.53
399,923,734.00	-	399,923,734.00	741,959,734.00	-	741,959,734.00	2,861,959,734.00
48,990,930.00	-	48,990,930.00	48,990,923.52	-	48,990,923.52	156,700,931.86
922,071,664.00	-	922,071,664.00	1,264,107,505.58	-	1,264,107,505.58	4,514,360,437.39
-	-	-	-	-	-	1,185,992.31
32,405,140.00	-	32,405,140.00	32,405,066.18	-	32,405,066.18	127,346,170.18
30,671,580.00	-	30,671,580.00	30,671,377.50	-	30,671,377.50	212,983,439.00
63,076,720.00	-	63,076,720.00	63,076,443.68	-	63,076,443.68	341,515,601.49
67,532,669.00	-	67,532,669.00	67,532,645.41	-	67,532,645.41	364,795,538.89
67,532,669.00	-	67,532,669.00	67,532,645.41	-	67,532,645.41	364,795,538.89

(disambung...)

## Penyata Perbelanjaan Pembangunan bagi tahun berakhir 31 Disember 2019

Maksud Perbelanjaan		Kos Keseluruhan	Perbelanjaan Sebenar RMKe-11 Hingga 31.12.2018
		RM	RM
<b>P.43</b>	<b>KEMENTERIAN PERUMAHAN DAN KERAJAAN TEMPATAN (SAMB.)</b>		
	Perumahan Negara		
01402	Kajian dan Penyelidikan Perumahan	29,295,000.00	10,463,927.62
01513	Program Perumahan Rakyat	6,296,006,370.00	1,673,338,900.55
*01600	Program Perumahan Rakyat Disewa	1,634,391,532.00	78,797,740.23
01603	Program Perumahan Rakyat Bersepadu	151,953,915.00	11,729,258.61
01604	Pemulihan dan Penyelenggaraan	327,695,950.00	17,726,480.52
01605	Kemudahan Insentif Perumahan	500,000,000.00	155,393,343.94
	<i>Jumlah Perumahan Negara</i>	<b>8,939,342,767.00</b>	<b>1,947,449,651.47</b>
	Institut Latihan Perumahan dan Kerajaan Tempatan		
03101	Institut Latihan Perumahan dan Kerajaan Tempatan	3,750,000.00	3,886,466.00
17400	Program Pembangunan Kampung Baru	446,050,000.00	184,275,296.54
	<i>Jumlah Institut Latihan Perumahan Dan Kerajaan Tempatan</i>	<b>449,800,000.00</b>	<b>188,161,762.54</b>
	Bomba dan Penyelamat Malaysia		
30000	Pembinaan Bangunan JBPM di Semenanjung Malaysia	823,873,529.00	174,607,172.94
30001	Pembinaan Bangunan JBPM di Sarawak	96,008,653.00	36,180,894.94
30002	Pembinaan Bangunan JBPM di Sabah	120,879,105.00	25,277,170.60
31000	Perolehan Kenderaan, Helikopter dan Kelengkapan Bomba	526,430,083.00	288,491,785.70
32000	Penyelenggaraan Bangunan dan Jentera Bomba	117,183,499.00	40,318,325.83
*35000	Pengambilan Balik Tanah	25,635,501.00	12,103,770.30
38000	PPAM	1,087,903,600.00	-
39000	Penyelenggaraan Kuarters	50,000,000.00	-
40000	SPNB	509,330,000.00	-
	<i>Jumlah Bomba dan Penyelamat Malaysia</i>	<b>3,357,243,970.00</b>	<b>576,979,120.31</b>
	<b>JUMLAH KEMENTERIAN PERUMAHAN DAN KERAJAAN TEMPATAN</b>	<b>27,930,729,424.00</b>	<b>6,538,545,517.42</b>
<b>P.45</b>	<b>KEMENTERIAN BELIA DAN SUKAN</b>		
00100	Institut Kemahiran Belia Negara (IKBN)	464,359,553.58	97,726,356.49
00119	Projek Pembangunan Biro Tatanegara	18,777,517.31	567,968.15
00120	Naik Taraf Institut Latihan Kepimpinan Belia Negara (ILKEB)	44,000,000.00	7,853,072.73
00200	Naiktaraf Institut Kemahiran Tinggi Belia Negara (IKTBN) Sepang	48,696,047.00	2,612,998.60
00300	Naiktaraf Kompleks Sukan Labuan	20,000,000.00	78,708.40
00601	Naiktaraf Kompleks Belia dan Sukan Negeri-Negeri	147,418,045.86	24,295,638.28
00616	Pusat Latihan Khas	132,846,395.00	39,030,850.00
00906	Program Pembangunan Ahli Sukan - Skim Kumpulan Ahli Sukan	170,100,000.00	69,200,000.00
01111	PPP/ PFI - Bayaran Sewaan Bangunan Kementerian Belia Dan Sukan Di 4G4, Putrajaya	180,986,356.00	17,586,409.94
00908	Program Pembangunan Ahli Sukan - Program Latihan/Bakat	131,600,000.00	100,600,000.00
01800	Penyediaan Sukan Antarabangsa	402,000,000.00	188,964,050.00
02000	KRMD Sukan Air dan Udara	58,425,000.00	1,399,656.65
02001	Kompleks Rakan Muda Daerah (KRMD)	42,000,000.00	2,169,421.17
02004	Program Pembangunan Rakan Muda	27,200,000.00	5,968,538.61
02007	Kompleks Sukan Komuniti	37,814,530.00	14,805,820.47
02100	Naik Taraf Kompleks Sukan Negara	189,683,510.00	104,937,513.34
02301	Penyelenggaraan Kompleks dan Kemudahan Sukan Negeri-negeri	89,370,000.00	27,547,593.55
*02400	Gelanggang Sukan	759,585,851.00	200,080,634.64
03000	Pembangunan Teknologi Maklumat (Pelan Strategik ICT)	46,635,500.00	23,201,947.41
04007	Kajian Pembangunan Belia	10,000,000.00	2,400,000.00
96200	Program 1M4U	5,000,000.00	1,250,000.00
	<b>JUMLAH KEMENTERIAN BELIA DAN SUKAN</b>	<b>3,026,498,305.75</b>	<b>932,277,178.43</b>
<b>P.46</b>	<b>KEMENTERIAN SUMBER MANUSIA</b>		
00100	Institut Kemahiran Belia Negara (IKBN)	523,359,553.58	28,631,328.39
00200	Naiktaraf Institut Kemahiran Tinggi Belia Negara (IKTBN), Sepang	48,696,047.00	1,966,926.00
00600	Kemajuan Guna Tenaga Manusia	1,891,098,653.00	976,171,680.74
01700	Peluasan dan Peningkatan Penguatkuasaan Keselamatan & Kesihatan Pekerjaan	22,375,000.00	10,289,977.37
02000	Pembangunan Bangunan Tambahan Pusat Pameran Multimedia OSH di Ibu Pejabat NIOSH Bangi Selangor (Bangunan Tambahan Bertingkat, Blok Hostel dan NIOSH Annex)	83,425,000.00	15,000,000.00
02300	Pembangunan Fasa 1 Kampus Cawangan NIOSH Kertih, Terengganu	13,360,000.00	2,000,000.00
03200	Pembangunan Standard dan Kurikulum Sumber Manusia Mahir	53,500,000.00	19,762,279.98
04200	Pengkomputeran KSM Fasa II	28,000,000.00	15,021,784.57
04700	Institut Latihan Perindustrian (ILP) Selangor	13,000,000.00	1,715,363.31
04800	Institut Latihan Perindustrian (ILP) Sandakan	9,000,000.00	512,955.06
05300	Program Latihan Teknologi Tinggi (ADTEC) Bintulu	1,300,000.00	986,697.04
05500	Pusat Latihan Teknologi Tinggi (ADTEC) Jerantut	70,500,000.00	3,205,238.02

Nota: \*P.43- Butiran 01600 dan 35000 - Peruntukan sebanyak RM10 untuk setiap butiran akan dibentangkan dalam Sesi Parlimen 2020 telah dimasukkan kira sebagai pendahuluan.

Nota: \*P.45- Butiran 02400 - Peruntukan sebanyak RM50,000,000 akan dibentangkan dalam Sesi Parlimen 2020 telah dimasukkan kira sebagai pendahuluan.

LAMPIRAN 2 – PERBELANJAAN PEMBANGUNAN

(sambungan)

Anggaran Tahun 2019			Perbelanjaan Sebenar 2019			Perbelanjaan Sebenar RMKe-11 Hingga 31.12.2019
Cara Langsung	Pinjaman	Jumlah	Cara Langsung	Pinjaman	Jumlah	RM
RM	RM	RM	RM	RM	RM	RM
2,674,437.00	-	2,674,437.00	2,674,434.32	-	2,674,434.32	13,138,361.94
576,492,600.00	-	576,492,600.00	576,492,594.25	-	576,492,594.25	2,249,831,494.80
4,106,732.00	-	4,106,732.00	4,106,720.95	-	4,106,720.95	82,904,461.18
9,159,989.00	-	9,159,989.00	9,159,988.64	-	9,159,988.64	20,889,247.25
8,396.00	-	8,396.00	8,395.20	-	8,395.20	17,734,875.72
26,946,000.00	-	26,946,000.00	26,946,000.00	-	26,946,000.00	182,339,343.94
619,388,154.00	-	619,388,154.00	619,388,133.36	-	619,388,133.36	2,566,837,784.83
-	-	-	-	-	-	3,886,466.00
64,430,300.00	-	64,430,300.00	64,430,279.29	-	64,430,279.29	248,705,575.83
64,430,300.00	-	64,430,300.00	64,430,279.29	-	64,430,279.29	252,592,041.83
36,926,262.00	-	36,926,262.00	36,926,171.39	-	36,926,171.39	211,533,344.33
15,620,516.00	-	15,620,516.00	15,620,483.42	-	15,620,483.42	51,801,378.36
3,676,856.00	-	3,676,856.00	3,676,769.07	-	3,676,769.07	28,953,939.67
17,830,341.00	-	17,830,341.00	17,830,270.22	-	17,830,270.22	306,322,055.92
12,415,928.00	-	12,415,928.00	12,415,919.65	-	12,415,919.65	52,734,245.48
1,461,625.00	-	1,461,625.00	1,461,522.20	-	1,461,522.20	13,565,292.50
384,624,051.00	-	384,624,051.00	384,624,050.16	-	384,624,050.16	384,624,050.16
36,929,937.00	-	36,929,937.00	36,929,894.02	-	36,929,894.02	36,929,894.02
183,543,697.00	-	183,543,697.00	183,543,697.00	-	183,543,697.00	183,543,697.00
693,029,213.00	-	693,029,213.00	693,028,777.13	-	693,028,777.13	1,270,007,897.44
2,429,528,720.00	-	2,429,528,720.00	2,771,563,784.45	-	2,771,563,784.45	9,310,109,301.87
27,396,316.00	-	27,396,316.00	27,247,411.04	-	27,247,411.04	124,973,767.53
822,100.00	-	822,100.00	808,175.61	-	808,175.61	1,376,143.76
6,272,457.00	-	6,272,457.00	6,272,263.20	-	6,272,263.20	14,125,335.93
3,013,384.00	-	3,013,384.00	2,938,584.00	-	2,938,584.00	5,551,582.60
100.00	-	100.00	-	-	-	78,708.40
11,598,700.00	-	11,598,700.00	11,597,070.21	-	11,597,070.21	35,892,708.49
16,470,100.00	-	16,470,100.00	16,470,000.00	-	16,470,000.00	55,500,850.00
48,579,000.00	-	48,579,000.00	48,567,570.00	-	48,567,570.00	117,767,570.00
18,099,000.00	-	18,099,000.00	17,074,184.40	-	17,074,184.40	34,660,594.34
-	-	-	-	-	-	100,600,000.00
53,425,600.00	-	53,425,600.00	53,425,500.00	-	53,425,500.00	242,389,550.00
209,700.00	-	209,700.00	203,621.87	-	203,621.87	1,603,278.52
2,603,177.00	-	2,603,177.00	2,596,985.69	-	2,596,985.69	4,766,406.86
-	-	-	-	-	-	5,968,538.61
4,115,348.00	-	4,115,348.00	4,101,597.53	-	4,101,597.53	18,907,418.00
10,000,100.00	-	10,000,100.00	10,000,000.00	-	10,000,000.00	114,937,513.34
3,366,123.00	-	3,366,123.00	3,328,216.60	-	3,328,216.60	30,875,810.15
130,477,495.00	-	130,477,495.00	129,785,181.22	-	129,785,181.22	329,865,815.86
1,000,100.00	-	1,000,100.00	1,000,000.00	-	1,000,000.00	24,201,947.41
1,200,000.00	-	1,200,000.00	1,200,000.00	-	1,200,000.00	3,600,000.00
-	-	-	-	-	-	1,250,000.00
338,648,800.00	-	338,648,800.00	336,616,361.37	-	336,616,361.37	1,268,893,539.80
-	-	-	-	-	-	28,631,328.39
-	-	-	-	-	-	1,966,926.00
214,071,900.00	-	214,071,900.00	214,071,600.20	-	214,071,600.20	1,190,243,280.94
3,926,000.00	-	3,926,000.00	3,888,120.19	-	3,888,120.19	14,178,097.56
3,800,000.00	-	3,800,000.00	3,800,000.00	-	3,800,000.00	18,800,000.00
-	-	-	-	-	-	2,000,000.00
11,502,800.00	-	11,502,800.00	11,493,291.50	-	11,493,291.50	31,255,571.48
-	-	-	-	-	-	15,021,784.57
32,800.00	-	32,800.00	32,690.90	-	32,690.90	1,748,054.21
6,200.00	-	6,200.00	6,172.38	-	6,172.38	519,127.44
277,000.00	-	277,000.00	261,250.00	-	261,250.00	1,247,947.04
395,100.00	-	395,100.00	393,541.00	-	393,541.00	3,598,779.02

(disambung...)

## Penyata Perbelanjaan Pembangunan bagi tahun berakhir 31 Disember 2019

Maksud Perbelanjaan		Kos Keseluruhan	Perbelanjaan Sebenar RMKe-11 Hingga 31.12.2018
		RM	RM
P.46	<b>KEMENTERIAN SUMBER MANUSIA (SAMB.)</b>		
05700	Institut Latihan Perindustrian (ILP) Marang	105,655,000.00	4,776,724.79
05800	Naik Taraf Institut Latihan Jabatan Tenaga Manusia di Johor	73,184,000.00	14,924,184.16
05900	Naik Taraf Institut Latihan Jabatan Tenaga Manusia di Kedah	46,298,600.00	6,431,731.30
06000	Naik Taraf Institut Latihan Jabatan Tenaga Manusia di Kota Bharu	12,200,000.00	1,896,641.37
06100	Naik Taraf Institut Latihan Jabatan Tenaga Manusia di Melaka	45,358,500.00	9,996,705.95
06200	Naik Taraf Institut Latihan Jabatan Tenaga Manusia di Negeri Sembilan	12,300,000.00	979,636.00
06300	Naik Taraf Institut Latihan Jabatan Tenaga Manusia di Pahang	27,589,100.00	1,934,379.99
06400	Naik Taraf Institut Latihan Jabatan Tenaga Manusia di Pulau Pinang	22,150,160.00	4,686,401.60
06500	Naik Taraf Institut Latihan Jabatan Tenaga Manusia Ipoh, Perak	14,959,700.00	906,229.96
06600	Naik Taraf Institut Latihan Jabatan Tenaga Manusia Kangar	13,700,000.00	1,320,935.68
06700	Naik Taraf Pusat Latihan Teknologi Tinggi (ADTEC) di Selangor	12,250,000.00	1,668,885.08
06800	Naik Taraf Institut Latihan Jabatan Tenaga Manusia Kuala Terengganu	14,000,000.00	996,435.06
06900	Naik Taraf Institut Latihan Jabatan Tenaga Manusia di Sabah	40,000,000.00	6,368,207.61
07000	Naik Taraf Institut Latihan Jabatan Tenaga Manusia di Sarawak	315,300,000.00	40,891,308.64
07100	Naik Taraf Institut Latihan Jabatan Tenaga Manusia Kuala Lumpur	15,000,000.00	2,398,514.61
07300	Program Latihan Teknologi Tinggi (ADTEC) Kemaman	103,000,000.00	1,565,820.36
07400	Institut Latihan Perindustrian Vokasional Kebangsaan (ILPVK) Sungai Petani	22,000,000.00	4,442,841.23
07500	Program Peningkatan dan Penambahbaikan Kualiti Latihan	38,465,000.00	16,886,294.77
08000	Pembangunan Sumber Manusia Jabatan Perhubungan Perusahaan (JPP)	47,500,000.00	22,808,394.71
08100	Sistem Gaji Yang Dikaitkan Dengan Produktiviti/Prestasi (PLWS)	4,616,000.00	2,074,359.61
08300	Projek Membina 6 Pejabat Tenaga Kerja Baru	26,527,667.00	3,691,315.31
08400	Projek Skim <i>Grant</i> Galakan untuk Orang Kurang Upaya (OKU)	10,000,000.00	5,881,084.61
08800	Pengkomputeran KSM (SBMK Fasa III)	20,819,000.00	6,414,079.16
09000	Tanah dan Kerja Awal	2,000,000.00	-
09200	Japan-Malaysia <i>Training Institute</i> (JMTI), Bukit Minyak, Pulau Pinang	15,000,000.00	2,554,506.00
09300	Pusat Latihan Pengajar dan Latihan Lanjutan (CIAST)	114,900,000.00	56,946,408.85
09500	Kemajuan Guna Tenaga Manusia	55,000,000.00	25,000,000.00
09600	Keselamatan Kesihatan dan Kesejahteraan Pekerjaan	5,000,000.00	4,573,496.53
90000	Talent Corporation	68,890,500.00	54,300,000.00
95000	PPP/PFI - Bayaran Sewaan Bangunan	104,199,674.00	33,750,256.30
<b>JUMLAH KEMENTERIAN SUMBER MANUSIA</b>		<b>4,165,477,154.58</b>	<b>1,416,330,009.72</b>
P.47	<b>KEMENTERIAN KOMUNIKASI DAN MULTIMEDIA</b>		
01401	Bangunan RTM Seremban	2,439,324.00	2,439,324.00
*01900	Kompleks Bersepadu Pengembangan Sosio Budaya, Kementerian Penerangan, Komunikasi dan Kebudayaan Malaysia	5,750,000.00	-
01600	Cybersecurity Malaysia	413,977,164.00	152,003,100.00
02000	Tapak Stesen Pemancar TV RTM di Gulai Mukim Soh Daerah Sik Kedah	31,429.00	31,429.00
02001	Jabatan Penyiaran Malaysia Tawau	20,573,547.00	480,881.94
02002	Bangunan Penyiaran RTM Bintulu	19,000,000.00	415,549.91
02003	Bangunan Jabatan Penyiaran RTM Sandakan	21,000,000.00	38,634.00
02004	Van Siaran Luar RTM Kuching	12,000,000.00	11,061,663.41
02005	<i>Electronic News Gathering</i> (ENG)	12,000,000.00	9,000,595.58
02006	Sistem Penyiaran RTM Johor	9,900,000.00	8,956,702.06
02007	Peralatan Studio Radio RTM Sarawak	8,000,000.00	6,692,161.70
02008	Bangunan Penyiaran RTM Langkawi	27,500,000.00	72,874.49
02009	Sistem Arkib Audio Visual Digital	5,000,000.00	4,907,883.05
02010	Sistem Suntingan <i>Non-Linear</i> Penerbitan TV	4,300,000.00	3,794,282.67
02011	Peralatan Unit Siaran Luar Radio	4,025,734.23	4,025,734.23
02012	<i>Sistem Visual Graphic-On-Air</i> dan Pangkalan Data	1,800,000.00	1,697,307.00
02013	Sistem Rangkaian Bersepadu Angkasapuri	7,100,000.00	5,283,944.00
02014	Sistem Penyiaran TV Digital Berdefinisi Tinggi	86,149,000.00	26,739,988.61
02015	Pembangunan Semula Kompleks Angkasapuri Sebagai Bandar Media ( <i>Media City</i> )	1,887,299,811.00	-
02110	Pengisian Liputan Radio	6,400,000.00	2,847,628.77
02701	HD <i>Broadcast Link For TV and News Production</i>	11,000,000.00	4,077,289.59
02900	Kompleks Penyiaran Perlis	21,000,000.00	6,049,792.49
03100	Peningkatan Sistem Pengangkutan dan Perhubungan Jabatan Penerangan	4,300,000.00	-
03210	Kompleks Penerangan Komunikasi dan Kebudayaan Wilayah Persekutuan Labuan	10,500,000.00	6,352,848.70
05700	Studio A HDTV Production System	10,151,453.00	8,090,340.40
05900	Pembangunan Makmal Grafik dan Multimedia IPPTAR	750,000.00	-
06000	Pembinaan Bangunan Pejabat Penerangan Daerah	18,875,000.00	7,811,738.17
06001	Pembinaan Bangunan Baru Pejabat Penerangan Daerah Batang	3,000,000.00	272,613.16
06002	Pusat Media dan Komunikasi Bergerak	2,650,000.00	694,229.76
*06003	Menaiktaraf Fizikal Pejabat Penerangan Negeri, Bahagian dan Daerah Seluruh Negara	10,000,000.00	8,674,579.97
06004	Peningkatan Sistem Peralatan Siaraya Digital, Jabatan Penerangan Malaysia	4,500,000.00	-
06100	Pembangunan Sistem Editorial BERNAMA (BEST) (FASA II)	13,000,000.00	1,500,000.00
06501	Sistem Pengurusan Sumber Manusia BERNAMA	2,000,000.00	2,000,000.00
06502	Peningkatan Sistem Bernama.com dan Aplikasi Pintar	1,511,749.00	1,511,749.00
06503	Pembelian Kenderaan BERNAMA	1,000,000.00	1,000,000.00

Nota: \*P.47- Butiran 01900 dan 06003 - Peruntukan sebanyak RM10 setiap butiran akan dibentangkan dalam Sesi Parlimen 2020 telah dimasuk kira sebagai pendahuluan.

LAMPIRAN 2 – PERBELANJAAN PEMBANGUNAN

(sambungan)

Anggaran Tahun 2019			Perbelanjaan Sebenar 2019			Perbelanjaan Sebenar RMKe-11 Hingga 31.12.2019
Cara Langsung	Pinjaman	Jumlah	Cara Langsung	Pinjaman	Jumlah	RM
RM	RM	RM	RM	RM	RM	
-	-	-	-	-	-	4,776,724.79
385,900.00	-	385,900.00	380,376.47	-	380,376.47	15,304,560.63
824,100.00	-	824,100.00	803,137.69	-	803,137.69	7,234,868.99
26,800.00	-	26,800.00	26,748.04	-	26,748.04	1,923,389.41
438,200.00	-	438,200.00	427,585.48	-	427,585.48	10,424,291.43
2,700.00	-	2,700.00	2,640.00	-	2,640.00	982,276.00
89,100.00	-	89,100.00	89,059.01	-	89,059.01	2,023,439.00
25,000.00	-	25,000.00	25,000.00	-	25,000.00	4,711,401.60
34,300.00	-	34,300.00	33,895.01	-	33,895.01	940,124.97
6,000.00	-	6,000.00	-	-	-	1,320,935.68
35,000.00	-	35,000.00	30,567.11	-	30,567.11	1,699,452.19
10,000.00	-	10,000.00	6,877.00	-	6,877.00	1,003,312.06
129,700.00	-	129,700.00	115,495.36	-	115,495.36	6,483,702.97
19,703,800.00	-	19,703,800.00	19,703,744.13	-	19,703,744.13	60,595,052.77
-	-	-	-	-	-	2,398,514.61
-	-	-	-	-	-	1,565,820.36
6,500.00	-	6,500.00	6,254.00	-	6,254.00	4,449,095.23
3,007,200.00	-	3,007,200.00	2,913,965.54	-	2,913,965.54	19,800,260.31
605,600.00	-	605,600.00	604,677.41	-	604,677.41	23,413,072.12
930,000.00	-	930,000.00	921,859.66	-	921,859.66	2,996,219.27
221,400.00	-	221,400.00	221,195.05	-	221,195.05	3,912,510.36
1,771,100.00	-	1,771,100.00	1,770,432.43	-	1,770,432.43	7,651,517.04
3,488,900.00	-	3,488,900.00	3,488,871.40	-	3,488,871.40	9,902,950.56
835,500.00	-	835,500.00	759,732.19	-	759,732.19	759,732.19
-	-	-	-	-	-	2,554,506.00
21,861,500.00	-	21,861,500.00	21,448,384.48	-	21,448,384.48	78,394,793.33
1,250,000.00	-	1,250,000.00	1,250,000.00	-	1,250,000.00	26,250,000.00
-	-	-	-	-	-	4,573,496.53
1,000,000.00	-	1,000,000.00	1,000,000.00	-	1,000,000.00	55,300,000.00
32,767,300.00	-	32,767,300.00	32,767,239.12	-	32,767,239.12	66,517,495.42
323,467,400.00	-	323,467,400.00	322,744,402.75	-	322,744,402.75	1,739,074,412.47
-	-	-	-	-	-	2,439,324.00
150,010.00	-	150,010.00	147,184.51	-	147,184.51	147,184.51
38,500,000.00	-	38,500,000.00	38,500,000.00	-	38,500,000.00	190,503,100.00
-	-	-	-	-	-	31,429.00
-	-	-	-	-	-	480,881.94
145,073.00	-	145,073.00	145,072.14	-	145,072.14	560,622.05
-	-	-	-	-	-	38,634.00
-	-	-	-	-	-	11,061,663.41
-	-	-	-	-	-	9,000,595.58
-	-	-	-	-	-	8,956,702.06
-	-	-	-	-	-	6,692,161.70
-	-	-	-	-	-	72,874.49
-	-	-	-	-	-	4,907,883.05
-	-	-	-	-	-	3,794,282.67
-	-	-	-	-	-	4,025,734.23
-	-	-	-	-	-	1,697,307.00
-	-	-	-	-	-	5,283,944.00
6,672,456.00	-	6,672,456.00	6,672,455.81	-	6,672,455.81	33,412,444.42
40,050,000.00	-	40,050,000.00	40,050,000.00	-	40,050,000.00	40,050,000.00
-	-	-	-	-	-	2,847,628.77
-	-	-	-	-	-	4,077,289.59
10,000,000.00	-	10,000,000.00	9,555,468.06	-	9,555,468.06	15,605,260.55
2,292,056.00	-	2,292,056.00	2,292,056.00	-	2,292,056.00	2,292,056.00
3,835,694.00	-	3,835,694.00	3,834,691.48	-	3,834,691.48	10,187,540.18
-	-	-	-	-	-	8,090,340.40
750,000.00	-	750,000.00	744,828.00	-	744,828.00	744,828.00
1,043,916.00	-	1,043,916.00	1,043,915.35	-	1,043,915.35	8,855,653.52
-	-	-	-	-	-	272,613.16
-	-	-	-	-	-	694,229.76
292,397.00	-	292,397.00	292,396.86	-	292,396.86	8,966,976.83
4,400,350.00	-	4,400,350.00	4,400,350.00	-	4,400,350.00	4,400,350.00
-	-	-	-	-	-	1,500,000.00
-	-	-	-	-	-	2,000,000.00
-	-	-	-	-	-	1,511,749.00
-	-	-	-	-	-	1,000,000.00

(disambung...)

## Penyata Perbelanjaan Pembangunan bagi tahun berakhir 31 Disember 2019

Maksud Perbelanjaan		Kos Keseluruhan	Perbelanjaan Sebenar RMKe-11 Hingga 31.12.2018
		RM	RM
<b>P.47</b>	<b>KEMENTERIAN KOMUNIKASI DAN MULTIMEDIA (SAMB.)</b>		
06504	Sistem Berita <i>Multimedia News Centre (MNC)</i>	6,581,000.00	6,200,000.00
06505	Peralatan dan Perkhidmatan Foto " <i>State of The Art</i> " BERNAMA	4,768,406.00	4,699,993.50
06506	Sistem Perakaunan BERNAMA	3,127,000.00	3,127,000.00
06507	Pusat Pemantauan Keselamatan Rangkaian (NOC) BERNAMA	500,000.00	500,000.00
06508	Membangun dan Menaiktaraf Bangunan Wisma BERNAMA	21,000,050.00	2,772,650.00
06510	Sistem dan Infrastruktur <i>Media Convergent</i> BERNAMA	10,000,000.00	-
06512	BERNAMA <i>News Channel</i>	3,000,000.00	-
06111	Pembangunan Sistem BERNAMA TV	21,800,000.00	17,440,000.00
10000	Pelbagai Suntikan Ekuiti	150,000,000.00	-
30001	Penambahbaikan <i>Malaysian Emergency Response Services (MERS)</i> 999	114,487,087.00	106,976.28
30000	Projek Perkhidmatan Panggilan Kecemasan (PPK)	496,000,000.00	5,095,335.52
31000	Projek Jalur Lebar	596,000,000.00	115,857,600.00
31001	Infrastruktur Komunikasi Bandar Pintar	2,000,000.00	430,979.41
32000	Schoolnet Fasa 2	217,249,700.00	45,000,000.00
33000	Multimedia Development Corporation (MDeC)	865,863,578.00	290,089,910.68
34000	MYNIC	35,542,341.00	19,163,600.00
47000	FINAS	434,125,000.00	153,485,148.50
53000	Dasar Industri Kreatif Negara	1,120,000,000.00	232,502,993.92
66000	Kompleks KKMM (4G9)	1,016,526,309.00	95,790,287.16
70000	Projek <i>Public Private Partnership (PPP)</i>	1,670,212,035.64	-
94000	NKEA	81,050,000.00	43,972,343.12
<b>JUMLAH KEMENTERIAN KOMUNIKASI DAN MULTIMEDIA</b>		<b>9,538,316,717.87</b>	<b>1,324,759,683.75</b>
<b>P.48</b>	<b>KEMENTERIAN PEMBANGUNAN WANITA, KELUARGA DAN MASYARAKAT</b>		
00300	Lembaga Penduduk dan Pembangunan Keluarga Negara	56,100,000.00	14,518,000.00
00502	Rumah Pesakit Melarat	54,531,900.00	14,549,105.88
00503	Rumah Seri Kenangan	178,000,000.00	34,996,107.25
00504	Rumah Kanak-kanak	50,716,137.00	2,201,637.00
00601	Bengkel Daya Klang, Selangor (Fasa 2)	2,500,000.00	42,991.77
00602	Taman Sinar Harapan	68,475,472.00	15,084,732.58
*00701	Sekolah Tunas Bakti	40,300,000.00	30,135,840.79
00704	Pembaikan/Pembesaran Institut Kebajikan Sedia Ada	105,000,000.00	4,899,576.46
00705	Kuarters Institusi Kebajikan	243,587,250.00	80,115,028.90
00800	Pejabat Kebajikan Masyarakat Negeri / Daerah	27,560,000.00	1,042,642.40
00900	Institusi Sosial Malaysia	2,260,000.00	1,812,968.88
01001	Pusat Jagaan Harian Warga Tua	17,000,000.00	2,751,777.19
01100	Penyelidikan Sains Sosial	25,760,000.00	8,826,625.90
01200	Pengkomputeran KPWK	23,439,400.00	13,910,188.28
01300	Kompleks Penyayang	159,173,410.00	202,016.87
01500	Bayaran Pengambilan Tanah	4,757,231.00	2,876,006.00
01800	Pusat Khidmat Setempat OKU	1,000,000.00	17,920.76
01900	Depoh Simpanan Keperluan Mangsa Bencana	30,000,000.00	10,996,169.71
02000	Rumah Perlindungan Khas	9,500,000.00	3,011,826.68
03100	Naiktaraf Bangunan KPWK di Lot 4G11, Putrajaya	1,164,500,300.00	123,499,630.43
<b>JUMLAH KEMENTERIAN PEMBANGUNAN WANITA, KELUARGA DAN MASYARAKAT</b>		<b>2,264,161,100.00</b>	<b>365,490,793.73</b>
<b>P.60</b>	<b>KEMENTERIAN PERTAHANAN</b>		
	Tentera Darat		
00100	Pembinaan	2,088,529,496.00	509,404,125.91
00200	Kelengkapan	9,888,640,200.00	2,913,658,616.72
	<i>Jumlah Tentera Darat</i>	<b>11,977,169,696.00</b>	<b>3,423,062,742.63</b>
	Tentera Laut		
00300	Pembinaan	1,141,548,779.00	22,696,557.29
00400	Kelengkapan	22,552,434,730.00	3,611,276,355.68
	<i>Jumlah Tentera Laut</i>	<b>23,693,983,509.00</b>	<b>3,633,972,912.97</b>
	Tentera Udara		
00500	Pembinaan	487,190,000.00	41,543,912.60
00600	Kelengkapan	16,420,941,000.00	1,364,049,649.28
	<i>Jumlah Tentera Udara</i>	<b>16,908,131,000.00</b>	<b>1,405,593,561.88</b>

Nota: \*P.48- Butiran 00701 - Peruntukan sebanyak RM10 akan dibentangkan dalam Sesi Parlimen 2020 telah dimasukkan sebagai pendahuluan.

LAMPIRAN 2 – PERBELANJAAN PEMBANGUNAN

(sambungan)

Anggaran Tahun 2019			Perbelanjaan Sebenar 2019			Perbelanjaan Sebenar RMKe-11 Hingga 31.12.2019
Cara Langsung	Pinjaman	Jumlah	Cara Langsung	Pinjaman	Jumlah	RM
RM	RM	RM	RM	RM	RM	RM
-	-	-	-	-	-	6,200,000.00
-	-	-	-	-	-	4,699,993.50
-	-	-	-	-	-	3,127,000.00
-	-	-	-	-	-	500,000.00
5,500,000.00	-	5,500,000.00	5,500,000.00	-	5,500,000.00	8,272,650.00
4,200,000.00	-	4,200,000.00	4,200,000.00	-	4,200,000.00	4,200,000.00
2,000,000.00	-	2,000,000.00	2,000,000.00	-	2,000,000.00	2,000,000.00
-	-	-	-	-	-	17,440,000.00
5,000,000.00	-	5,000,000.00	5,000,000.00	-	5,000,000.00	5,000,000.00
-	-	-	-	-	-	106,976.28
-	-	-	-	-	-	5,095,335.52
50,000,000.00	-	50,000,000.00	50,000,000.00	-	50,000,000.00	165,857,600.00
-	-	-	-	-	-	430,979.41
4,000,000.00	-	4,000,000.00	4,000,000.00	-	4,000,000.00	49,000,000.00
35,442,000.00	-	35,442,000.00	35,442,000.00	-	35,442,000.00	325,531,910.68
5,750,000.00	-	5,750,000.00	5,750,000.00	-	5,750,000.00	24,913,600.00
33,250,000.00	-	33,250,000.00	33,250,000.00	-	33,250,000.00	186,735,148.50
63,979,000.00	-	63,979,000.00	63,979,000.00	-	63,979,000.00	296,481,993.92
45,832,674.00	-	45,832,674.00	45,832,673.28	-	45,832,673.28	141,622,960.44
6,031,900.00	-	6,031,900.00	6,031,900.00	-	6,031,900.00	6,031,900.00
-	-	-	-	-	-	43,972,343.12
369,117,526.00	-	369,117,526.00	368,663,991.49	-	368,663,991.49	1,693,423,675.24
3,491,500.00	-	3,491,500.00	2,941,500.00	-	2,941,500.00	17,459,500.00
11,777,633.00	-	11,777,633.00	11,700,000.00	-	11,700,000.00	26,249,105.88
7,538,700.00	-	7,538,700.00	7,432,658.88	-	7,432,658.88	42,428,766.13
134,500.00	-	134,500.00	134,500.00	-	134,500.00	2,336,137.00
-	-	-	-	-	-	42,991.77
817,900.00	-	817,900.00	670,605.40	-	670,605.40	15,755,337.98
940,277.00	-	940,277.00	887,174.92	-	887,174.92	31,023,015.71
9,065,600.00	-	9,065,600.00	8,548,517.22	-	8,548,517.22	13,448,093.68
17,558,700.00	-	17,558,700.00	15,574,165.19	-	15,574,165.19	95,689,194.09
363,000.00	-	363,000.00	-	-	-	1,042,642.40
-	-	-	-	-	-	1,812,968.88
4,640,000.00	-	4,640,000.00	4,188,864.08	-	4,188,864.08	6,940,641.27
5,280,000.00	-	5,280,000.00	4,562,659.09	-	4,562,659.09	13,389,284.99
3,865,100.00	-	3,865,100.00	3,791,917.32	-	3,791,917.32	17,702,105.60
1,016,900.00	-	1,016,900.00	300,000.00	-	300,000.00	502,016.87
-	-	-	-	-	-	2,876,006.00
-	-	-	-	-	-	17,920.76
5,818,400.00	-	5,818,400.00	4,736,309.05	-	4,736,309.05	15,732,478.76
-	-	-	-	-	-	3,011,826.68
62,584,600.00	-	62,584,600.00	60,754,313.87	-	60,754,313.87	184,253,944.30
134,892,810.00	-	134,892,810.00	126,223,185.02	-	126,223,185.02	491,713,978.75
171,256,098.00	-	171,256,098.00	171,135,891.81	-	171,135,891.81	680,540,017.72
792,940,456.00	-	792,940,456.00	792,940,453.61	-	792,940,453.61	3,706,599,070.33
964,196,554.00	-	964,196,554.00	964,076,345.42	-	964,076,345.42	4,387,139,088.05
919,775.00	-	919,775.00	762,057.00	-	762,057.00	23,458,614.29
1,012,306,584.00	-	1,012,306,584.00	1,010,295,242.31	-	1,010,295,242.31	4,621,571,597.99
1,013,226,359.00	-	1,013,226,359.00	1,011,057,299.31	-	1,011,057,299.31	4,645,030,212.28
32,521,303.00	-	32,521,303.00	32,521,216.18	-	32,521,216.18	74,065,128.78
91,379,802.00	-	91,379,802.00	89,386,091.62	-	89,386,091.62	1,453,435,740.90
123,901,105.00	-	123,901,105.00	121,907,307.80	-	121,907,307.80	1,527,500,869.68

(disambung...)

## Penyata Perbelanjaan Pembangunan bagi tahun berakhir 31 Disember 2019

Maksud Perbelanjaan		Kos Keseluruhan	Perbelanjaan Sebenar RMKe-11 Hingga 31.12.2018
		RM	RM
<b>P.60 KEMENTERIAN PERTAHANAN</b>			
<b>PENGURUSAN DASAR DALAM NEGERI</b>			
Tiga Perkhidmatan			
00700	Pembinaan	520,225,985.00	132,929,917.81
00800	Kelengkapan	3,485,770,850.00	1,026,565,462.78
	<i>Jumlah Tiga Perkhidmatan</i>	<b>4,005,996,835.00</b>	<b>1,159,495,380.59</b>
Awam			
00900	Pembinaan (Awam)	792,604,038.00	90,699,114.42
	<i>Jumlah Awam</i>	<b>792,604,038.00</b>	<b>90,699,114.42</b>
Lain-lain			
01000	Kelengkapan (Awam)	58,480,000.00	6,198.00
01200	Penyelidikan dan Pembangunan Pertahanan (Lain-lain)	96,181,000.00	19,461,212.35
08400	Perumahan Angkatan Tentera Malaysia	3,512,696,300.00	271,350,041.33
	<i>Jumlah Lain-lain</i>	<b>3,667,357,300.00</b>	<b>290,817,451.68</b>
<b>JUMLAH KEMENTERIAN PERTAHANAN</b>		<b>61,045,242,378.00</b>	<b>10,003,641,164.17</b>
<b>P.62 KEMENTERIAN DALAM NEGERI</b>			
Pengurusan Dasar Dalam Negeri			
01000	Ibu Pejabat Kementerian Dalam Negeri	405,193,101.80	159,736,523.77
02300	Menaiktaraf Peralatan Tonton Tapis Lembaga Penapis Filem	1,225,000.00	1,039,960.00
05000	Pengkomputeran KDN	25,000,000.00	17,000,000.00
	<i>Jumlah Pengurusan Dasar Keselamatan Dalam Negeri</i>	<b>431,418,101.80</b>	<b>177,776,483.77</b>
Agensi Antidadah Kebangsaan			
02000	Agensi Antidadah Kebangsaan	485,973,858.00	47,408,886.55
	<i>Jumlah Agensi Anti Dadah Kebangsaan</i>	<b>485,973,858.00</b>	<b>47,408,886.55</b>
Polis Diraja Malaysia			
11000	Ibu Pejabat Polis (PDRM)	2,054,425,476.00	479,930,737.72
12000	Balai-balai dan Pondok Polis (PDRM)	252,555,500.00	78,217,457.33
*13000	Pusat Latihan (PDRM)	162,880,000.00	12,579,191.54
14000	Pangkalan Marin (PDRM)	87,500.00	87,481.33
17000	Pasukan Gerakan Am (PDRM)	633,100,000.00	20,030,798.58
18000	Pembaikan dan Ubahsuai (PDRM) Kuala Lumpur	433,762,943.00	16,892,015.32
19000	Lanci-lanci Polis (PDRM)	295,964,000.00	26,138,391.76
20000	Alat-alat Perhubungan Radio (PDRM)	1,796,313,700.00	179,071,983.86
21000	Senjata Api dan Peluru (PDRM)	532,421,884.00	167,443,716.84
21001	Peralatan Sokongan Persenjataan (PDRM)	18,825,000.00	4,385,000.00
22000	Kenderaan (PDRM)	447,030,000.00	35,604,619.70
23000	Kapal-kapal Terbang (PDRM)	478,560,000.00	249,292,618.38
24000	Alat Bantuan Teknik (PDRM)	512,939,300.00	148,769,414.12
25000	Sistem Teknologi Maklumat (PDRM)	1,015,441,000.00	292,907,217.68
26000	Sewaan Projek <i>Built Lease and Transfer</i> (BLT) PDRM	1,847,591,200.00	-
78000	Perumahan Polis Diraja Malaysia	62,440,000.00	2,859,518.04
	<i>Jumlah Polis Diraja Malaysia</i>	<b>10,544,337,503.00</b>	<b>1,714,210,162.20</b>
Imigresen			
35000	Pejabat-pejabat dan Rumah Kediaman (Imigresen)	1,895,711,584.00	203,213,506.64
*36000	Perolehan Kenderaan JIM	20,950,000.00	10,950,000.00
37000	Pengkomputeran (Imigresen)	1,904,134,976.00	264,123,888.42
38000	Pembaikan dan Ubah Suai (Imigresen)	50,780,000.00	857,744.87
	<i>Jumlah Imigresen</i>	<b>3,871,576,560.00</b>	<b>479,145,139.93</b>
Pendaftaran Negara			
45000	Pejabat-pejabat dan Rumah Kediaman (JPN)	332,918,008.90	42,454,387.72
47000	Pengkomputeran dan Kad Pintar (JPN)	142,200,000.00	25,397,485.59
	<i>Jumlah Pendaftaran Negara</i>	<b>475,118,008.90</b>	<b>67,851,873.31</b>

Nota: \*P.62- Butiran 13000 - Peruntukan sebanyak RM10 akan dibentangkan dalam Sesi Parlimen 2019 telah dimasuk kira sebagai pendahuluan.

Nota: \*P.62- Butiran 36000 - Peruntukan sebanyak RM10 akan dibentangkan dalam Sesi Parlimen 2019 telah dimasuk kira sebagai pendahuluan.

LAMPIRAN 2 – PERBELANJAAN PEMBANGUNAN

(sambungan)

Anggaran Tahun 2019			Perbelanjaan Sebenar 2019			Perbelanjaan Sebenar RMKe-11 Hingga 31.12.2019
Cara Langsung RM	Pinjaman RM	Jumlah RM	Cara Langsung RM	Pinjaman RM	Jumlah RM	
39,000,000.00	-	39,000,000.00	37,489,568.37	-	37,489,568.37	170,419,486.18
416,075,170.00	-	416,075,170.00	406,351,972.60	-	406,351,972.60	1,432,917,435.38
455,075,170.00	-	455,075,170.00	443,841,540.97	-	443,841,540.97	1,603,336,921.56
101,355,189.00	-	101,355,189.00	100,915,484.00	-	100,915,484.00	191,614,598.42
101,355,189.00	-	101,355,189.00	100,915,484.00	-	100,915,484.00	191,614,598.42
3,739,718.00	-	3,739,718.00	3,734,677.12	-	3,734,677.12	3,740,875.12
3,578,679.00	-	3,578,679.00	3,446,678.32	-	3,446,678.32	22,907,890.67
235,241,971.00	-	235,241,971.00	232,163,525.56	-	232,163,525.56	503,513,566.89
242,560,368.00	-	242,560,368.00	239,344,881.00	-	239,344,881.00	530,162,332.68
2,900,314,745.00	-	2,900,314,745.00	2,881,142,858.50	-	2,881,142,858.50	12,884,784,022.67
152,722,500.00	-	152,722,500.00	152,422,498.50	-	152,422,498.50	312,159,022.27
-	-	-	-	-	-	1,039,960.00
-	-	-	-	-	-	17,000,000.00
152,722,500.00	-	152,722,500.00	152,422,498.50	-	152,422,498.50	330,198,982.27
28,962,000.00	-	28,962,000.00	28,802,037.75	-	28,802,037.75	76,210,924.30
28,962,000.00	-	28,962,000.00	28,802,037.75	-	28,802,037.75	76,210,924.30
218,194,194.00	-	218,194,194.00	203,578,167.76	-	203,578,167.76	683,508,905.48
9,487,760.00	-	9,487,760.00	8,287,461.70	-	8,287,461.70	86,504,919.03
3,960,010.00	-	3,960,010.00	3,767,500.00	-	3,767,500.00	16,346,691.54
-	-	-	-	-	-	87,481.33
22,800,000.00	-	22,800,000.00	21,334,343.30	-	21,334,343.30	41,365,141.88
53,411,146.00	-	53,411,146.00	52,245,843.28	-	52,245,843.28	69,137,858.60
22,648,000.00	-	22,648,000.00	22,148,415.60	-	22,148,415.60	48,286,807.36
27,317,775.00	-	27,317,775.00	8,703,260.00	-	8,703,260.00	187,775,243.86
104,295,300.00	-	104,295,300.00	97,645,810.00	-	97,645,810.00	265,089,526.84
-	-	-	-	-	-	4,385,000.00
72,309,811.00	-	72,309,811.00	60,252,308.96	-	60,252,308.96	95,856,928.66
102,725,365.00	-	102,725,365.00	96,350,265.00	-	96,350,265.00	345,642,883.38
16,761,443.00	-	16,761,443.00	7,401,006.59	-	7,401,006.59	156,170,420.71
31,587,034.00	-	31,587,034.00	28,373,875.00	-	28,373,875.00	321,281,092.68
923,795,600.00	-	923,795,600.00	923,795,575.17	-	923,795,575.17	923,795,575.17
-	-	-	-	-	-	2,859,518.04
1,609,293,438.00	-	1,609,293,438.00	1,533,883,832.36	-	1,533,883,832.36	3,248,093,994.56
136,299,750.00	-	136,299,750.00	118,425,115.35	-	118,425,115.35	321,638,621.99
2,293,892.00	-	2,293,892.00	2,293,891.53	-	2,293,891.53	13,243,891.53
123,864,220.00	-	123,864,220.00	123,864,219.22	-	123,864,219.22	387,988,107.64
1,500,000.00	-	1,500,000.00	1,281,511.05	-	1,281,511.05	2,139,255.92
263,957,862.00	-	263,957,862.00	245,864,737.15	-	245,864,737.15	725,009,877.08
40,606,173.00	-	40,606,173.00	37,517,807.16	-	37,517,807.16	79,972,194.88
-	-	-	-	-	-	25,397,485.59
40,606,173.00	-	40,606,173.00	37,517,807.16	-	37,517,807.16	105,369,680.47

(disambung...)

## Penyata Perbelanjaan Pembangunan bagi tahun berakhir 31 Disember 2019

Maksud Perbelanjaan		Kos Keseluruhan	Perbelanjaan Sebenar RMKe-11 Hingga 31.12.2018
		RM	RM
<b>P.62 KEMENTERIAN DALAM NEGERI (SAMB.)</b>			
Penjara			
*55000 Ibu Pejabat Jabatan Penjara Kajang, Selangor	64,530,000.00	51,380,132.66	
56000 Bangunan-bangunan Penjara	703,278,351.94	30,208,570.89	
58000 Sekolah Henry Gurney	53,600,000.00	81,894.14	
60000 Pusat Latihan Penjara	25,000,000.00	-	
62000 Langkah-langkah Keselamatan (Penjara)	227,550,000.00	121,075,623.33	
64000 Pembaikan dan Ubahsuai (Penjara)	61,183,000.00	22,495,347.51	
68000 Unit Keselamatan dan Anjing Pengesan	5,000,000.00	135,000.00	
<i>Jumlah Penjara</i>	1,140,141,351.94	225,376,568.53	
Pertahanan Awam			
03000 Agensi Kawalan Sempadan Malaysia (AKSEM)	203,000,000.00	-	
04000 RELA	271,920,000.00	10,649,502.33	
08800 Pembangunan ESSCOM	1,423,644,500.00	108,271,487.60	
80000 Program Bandar Selamat	150,000,000.00	124,590,650.05	
91000 Agensi Penguatkuasaan Maritim Malaysia (APMM)	4,545,282,100.00	1,236,967,332.82	
<i>Jumlah Pertahanan Awam</i>	6,593,846,600.00	1,480,478,972.80	
<b>JUMLAH KEMENTERIAN DALAM NEGERI</b>	<b>23,542,411,983.64</b>	<b>4,192,248,087.09</b>	
<b>P.63 KEMENTERIAN PENDIDIKAN</b>			
<b>PENDIDIKAN</b>			
00101 Pendidikan Prasekolah	381,397,170.13	11,664,349.09	
00102 Rendah Akademik	3,501,905,269.72	340,645,053.97	
00201 Menengah Akademik	7,542,652,476.03	1,192,340,539.22	
00202 Sekolah Sukan	168,862,655.00	13,361,786.98	
00203 Sekolah Menengah Berasrama Penuh	703,273,994.00	41,340,846.47	
00204 Matrikulasi	186,988,318.85	4,967,073.91	
00300 Pendidikan Teknik dan Vokasional	1,969,549,683.66	257,355,177.08	
00700 Pendidikan Guru - Maktab Perguruan	1,890,426,137.00	123,290,000.68	
00800 Rumah Guru	21,862,325.60	605,178.99	
00900 Asrama	203,787,835.00	6,137,209.19	
01000 Pejabat-pejabat Pendidikan	250,461,781.00	9,287,388.80	
01100 Bantuan Modal	82,788,019.28	34,808,558.03	
01300 Pendidikan Khas	309,422,686.00	19,264,539.65	
01700 Pusat Pembangunan Kokurikulum	5,020,000.00	-	
01800 Bahagian Teknologi Pendidikan	1,550,587,513.00	895,521,215.51	
02200 Dewab Bahasa dan Pustaka	20,000,000.00	-	
02300 Institut Aminuddin Baki	81,624,400.00	488,055.80	
03400 Program Pembangunan Sukan	107,277,501.83	40,363,393.81	
03501 Ubahsuai Naik Taraf Rendah	391,733.00	7,149.07	
03502 Ubahsuai Naik Taraf Menengah Akademik	29,865,717.54	6,831,102.35	
03503 Ubahsuai Naik Taraf Maktab Perguruan	2,500,000.00	226,719.04	
03504 Ubahsuai Naik Taraf Sokongan Pendidikan	1,923,278,903.68	104,906,912.58	
03700 Program Pembangunan Luar Bandar Sabah dan Sarawak	3,883,133,312.72	351,432,905.18	
03900 Pembelian Tanah (Pendidikan) Pelbagai Negeri	747,427,062.00	367,866,928.79	
04600 Sistem Pengkomputeran Sekolah	179,349,453.00	8,274,278.66	
05100 Perabot dan Peralatan	470,114,843.00	72,155,439.18	
07000 Bangunan dan Pejabat Kementerian Pendidikan Malaysia (KPM)	1,243,319,700.00	92,910,664.84	
30000 Asuhan Dan Didikan Awal Kanak-Kanak (EARLY CHILDHOOD CARE AND EDUCATION -ECCE)	192,420,786.32	28,064,692.44	
<b>JUMLAH PENDIDIKAN</b>	<b>27,649,689,277.36</b>	<b>4,024,117,159.31</b>	
<b>PENDIDIKAN TINGGI</b>			
00400 Pendidikan Politeknik	4,099,891,599.73	605,788,919.84	
00500 Universiti Putra Malaysia (UPM)	774,665,800.00	454,545,000.00	
00601 Universiti Malaya (UM)	142,200,000.00	48,600,000.00	
00602 Pusat Perubatan Universiti Malaya (PPUM)	192,400,000.00	58,590,000.00	
01500 Universiti Kebangsaan Malaysia (UKM)	2,242,119,955.10	47,400,000.00	
01600 Universiti Sains Malaysia (USM)	191,112,891.00	56,885,000.00	
01900 Universiti Teknologi Malaysia (UTM)	649,790,618.00	317,150,890.86	
02000 Kolej Universiti Tunku Abdul Rahman (KUTAR)	17,500,000.00	9,000,000.00	
02100 Universiti Teknologi MARA (UiTM)	13,391,656,649.00	1,680,564,383.99	

Nota: \*P.62- Butiran 55000 - Peruntukan sebanyak RM10 akan dibentangkan dalam Sesi Parlimen 2019 telah dimasuk kira sebagai pendahuluan.

LAMPIRAN 2 – PERBELANJAAN PEMBANGUNAN

(sambungan)

Anggaran Tahun 2019			Perbelanjaan Sebenar 2019			Perbelanjaan Sebenar RMKe-11 Hingga 31.12.2019
Cara Langsung	Pinjaman	Jumlah	Cara Langsung	Pinjaman	Jumlah	RM
RM	RM	RM	RM	RM	RM	
740,010.00	-	740,010.00	378,870.00	-	378,870.00	51,759,002.66
66,763,220.00	-	66,763,220.00	59,901,398.03	-	59,901,398.03	90,109,968.92
-	-	-	-	-	-	81,894.14
327,640.00	-	327,640.00	327,638.47	-	327,638.47	327,638.47
8,285,360.00	-	8,285,360.00	1,110,200.00	-	1,110,200.00	122,185,823.33
2,432,000.00	-	2,432,000.00	983,045.83	-	983,045.83	23,478,393.34
-	-	-	-	-	-	135,000.00
78,548,230.00	-	78,548,230.00	62,701,152.33	-	62,701,152.33	288,077,720.86
75,076.00	-	75,076.00	64,786.66	-	64,786.66	64,786.66
12,538,000.00	-	12,538,000.00	4,779,856.45	-	4,779,856.45	15,429,358.78
7,204,371.00	-	7,204,371.00	4,736,577.91	-	4,736,577.91	113,008,065.51
13,600,000.00	-	13,600,000.00	13,190,106.00	-	13,190,106.00	137,780,756.05
351,187,459.00	-	351,187,459.00	343,963,294.96	-	343,963,294.96	1,580,930,627.78
384,604,906.00	-	384,604,906.00	366,734,621.98	-	366,734,621.98	1,847,213,594.78
2,558,695,109.00	-	2,558,695,109.00	2,427,926,687.23	-	2,427,926,687.23	6,620,174,774.32
4,799,560.00	-	4,799,560.00	1,210,520.32	-	1,210,520.32	12,874,869.41
203,477,300.00	-	203,477,300.00	182,971,536.98	-	182,971,536.98	523,616,590.95
373,985,146.00	-	373,985,146.00	354,545,934.60	-	354,545,934.60	1,546,886,473.82
3,064,000.00	-	3,064,000.00	2,084,488.05	-	2,084,488.05	15,446,275.03
70,841,010.00	-	70,841,010.00	65,205,886.98	-	65,205,886.98	106,546,733.45
296,000.00	-	296,000.00	13,710.08	-	13,710.08	4,980,783.99
87,790,390.00	-	87,790,390.00	86,163,899.04	-	86,163,899.04	343,519,076.12
9,100,000.00	-	9,100,000.00	7,084,843.80	-	7,084,843.80	130,374,844.48
104,100.00	-	104,100.00	93,330.00	-	93,330.00	698,508.99
10,570,900.00	-	10,570,900.00	7,060,100.35	-	7,060,100.35	13,197,309.54
8,350,000.00	-	8,350,000.00	2,895,750.59	-	2,895,750.59	12,183,139.39
4,950,000.00	-	4,950,000.00	4,252,942.98	-	4,252,942.98	39,061,501.01
15,416,000.00	-	15,416,000.00	12,534,807.14	-	12,534,807.14	31,799,346.79
991,620.00	-	991,620.00	568,699.47	-	568,699.47	568,699.47
325,417,000.00	-	325,417,000.00	276,141,631.76	-	276,141,631.76	1,171,662,847.27
-	-	-	-	-	-	-
50,010.00	-	50,010.00	-	-	-	488,055.80
2,804,410.00	-	2,804,410.00	1,921,466.33	-	1,921,466.33	42,284,860.14
-	-	-	-	-	-	7,149.07
5,000,000.00	-	5,000,000.00	3,953,067.66	-	3,953,067.66	10,784,170.01
550,000.00	-	550,000.00	-	-	-	226,719.04
568,337,310.00	-	568,337,310.00	559,563,223.54	-	559,563,223.54	664,470,136.12
64,292,195.00	-	64,292,195.00	49,290,090.34	-	49,290,090.34	400,722,995.52
204,542,495.00	-	204,542,495.00	202,125,664.87	-	202,125,664.87	569,992,593.66
3,000,000.00	-	3,000,000.00	26,257.72	-	26,257.72	8,300,536.38
2,500,000.00	-	2,500,000.00	2,485,657.27	-	2,485,657.27	74,641,096.45
90,205,500.00	-	90,205,500.00	90,204,528.96	-	90,204,528.96	183,115,193.80
8,183,000.00	-	8,183,000.00	7,488,004.18	-	7,488,004.18	35,552,696.62
2,068,617,946.00	-	2,068,617,946.00	1,919,886,043.01	-	1,919,886,043.01	5,944,003,202.32
272,072,900.00	-	272,072,900.00	265,456,447.12	-	265,456,447.12	871,245,366.96
101,890,000.00	-	101,890,000.00	101,890,000.00	-	101,890,000.00	556,435,000.00
10,000,000.00	-	10,000,000.00	10,000,000.00	-	10,000,000.00	58,600,000.00
5,000,000.00	-	5,000,000.00	5,000,000.00	-	5,000,000.00	63,590,000.00
70,673,000.00	-	70,673,000.00	70,600,000.00	-	70,600,000.00	118,000,000.00
15,600,000.00	-	15,600,000.00	15,600,000.00	-	15,600,000.00	72,485,000.00
75,807,400.00	-	75,807,400.00	75,753,199.17	-	75,753,199.17	392,904,090.03
5,500,000.00	-	5,500,000.00	5,500,000.00	-	5,500,000.00	14,500,000.00
752,969,400.00	-	752,969,400.00	752,969,400.00	-	752,969,400.00	2,433,533,783.99

(disambung...)

### Penyata Perbelanjaan Pembangunan bagi tahun berakhir 31 Disember 2019

Maksud Perbelanjaan		Kos Keseluruhan	Perbelanjaan Sebenar RMKe-11 Hingga 31.12.2018
		RM	RM
P.63	<b>KEMENTERIAN PENDIDIKAN (SAMB.)</b>		
	<b>PENDIDIKAN TINGGI</b>		
02800	Universiti Islam Antarabangsa Malaysia (UIAM)	3,389,739,718.00	517,259,016.49
02900	Universiti Utara Malaysia (UUM)	132,541,000.00	42,965,000.00
04000	Universiti Malaysia Sarawak (UNIMAS)	671,500,000.00	57,162,500.00
04200	Universiti Malaysia Sabah (UMS)	133,481,000.00	51,481,000.00
04400	Universiti Pendidikan Sultan Idris (UPSI)	326,425,000.00	77,624,667.76
04800	Kolej Komuniti	388,873,200.00	120,418,123.31
04903	Universiti Malaysia Pahang (UMP)	157,660,000.00	45,600,000.00
04904	Universiti Malaysia Perlis (UniMAP)	655,926,159.00	63,151,567.98
05000	Universiti Tun Hussien Onn Malaysia (UTHM)	1,135,642,930.00	238,873,891.96
05001	Universiti Teknikal Malaysia Melaka (UTeM)	716,675,279.00	118,490,153.68
05002	Universiti Sains Islam Malaysia (USIM)	287,074,420.00	64,060,000.00
05003	Universiti Malaysia Terengganu (UMT)	134,554,000.00	42,212,000.00
05004	Bahagian Kebajikan Pelajar Luar Negara	51,988.32	51,157.00
05009	Akademi Kepimpinan Pengajian Tinggi (AKEPT)	8,000,000.00	6,083,166.09
05011	Penyelidikan <i>Fundamental</i>	1,800,000,000.00	939,025,424.39
05012	Latihan Penyelidikan Universiti	845,030,000.00	691,074,226.54
05013	Universiti Sultan Zainal Abidin (UniSZA)	664,423,298.00	238,405,198.00
05014	Universiti Malaysia Kelantan (UMK)	423,323,000.00	53,515,000.00
05016	Universiti Pertahanan Nasional Malaysia (UPNM)	91,956,000.00	32,000,000.00
	<b>JUMLAH PENDIDIKAN TINGGI</b>	<b>33,664,214,505.15</b>	<b>6,677,976,287.89</b>
	<b>JUMLAH KEMENTERIAN PENDIDIKAN</b>	<b>61,313,903,782.51</b>	<b>10,702,093,447.20</b>
P.70	<b>SIMPANAN LUAR JANGKA</b>		
00100	Simpanan Luar Jangka	-	4,007,043,226.00
00200	Simpanan Luar Jangka	-	(4,007,043,226.00)
	<b>JUMLAH SIMPANAN LUAR JANGKA</b>	<b>-</b>	<b>-</b>
	<b>JUMLAH PERBELANJAAN PEMBANGUNAN</b>	<b>875,144,497,954.03</b>	<b>142,974,332,190.61</b>

LAMPIRAN 2 – PERBELANJAAN PEMBANGUNAN

(sambungan)

Anggaran Tahun 2019			Perbelanjaan Sebenar 2019			Perbelanjaan Sebenar RMKe-11 Hingga 31.12.2019
Cara Langsung	Pinjaman	Jumlah	Cara Langsung	Pinjaman	Jumlah	RM
RM	RM	RM	RM	RM	RM	
305,901,800.00	-	305,901,800.00	305,901,800.00	-	305,901,800.00	823,160,816.49
42,000,000.00	-	42,000,000.00	42,000,000.00	-	42,000,000.00	84,965,000.00
47,275,000.00	-	47,275,000.00	47,275,000.00	-	47,275,000.00	104,437,500.00
31,000,000.00	-	31,000,000.00	31,000,000.00	-	31,000,000.00	82,481,000.00
58,757,300.00	-	58,757,300.00	58,757,300.00	-	58,757,300.00	136,381,967.76
12,909,200.00	-	12,909,200.00	10,781,801.74	-	10,781,801.74	131,199,925.05
27,060,000.00	-	27,060,000.00	27,060,000.00	-	27,060,000.00	72,660,000.00
86,552,600.00	-	86,552,600.00	86,552,600.00	-	86,552,600.00	149,704,167.98
98,613,700.00	-	98,613,700.00	98,613,700.00	-	98,613,700.00	337,487,591.96
63,823,500.00	-	63,823,500.00	63,823,500.00	-	63,823,500.00	182,313,653.68
54,500,000.00	-	54,500,000.00	54,500,000.00	-	54,500,000.00	118,560,000.00
40,000,000.00	-	40,000,000.00	40,000,000.00	-	40,000,000.00	82,212,000.00
-	-	-	-	-	-	51,157.00
1,824,700.00	-	1,824,700.00	1,807,920.00	-	1,807,920.00	7,891,086.09
425,350,000.00	-	425,350,000.00	425,289,481.84	-	425,289,481.84	1,364,314,906.23
24,847,554.00	-	24,847,554.00	23,854,217.13	-	23,854,217.13	714,928,443.67
119,797,100.00	-	119,797,100.00	119,797,100.00	-	119,797,100.00	358,202,298.00
8,000,000.00	-	8,000,000.00	8,000,000.00	-	8,000,000.00	61,515,000.00
14,797,400.00	-	14,797,400.00	14,797,400.00	-	14,797,400.00	46,797,400.00
2,772,522,554.00	-	2,772,522,554.00	2,762,580,867.00	-	2,762,580,867.00	9,440,557,154.89
4,841,140,500.00	-	4,841,140,500.00	4,682,466,910.01	-	4,682,466,910.01	15,384,560,357.21
2,000,000,000.00	-	2,000,000,000.00	1,838,335,700.00	-	1,838,335,700.00	5,845,378,926.00
-	-	-	(1,838,335,700.00)	-	(1,838,335,700.00)	(5,845,378,926.00)
2,000,000,000.00	-	2,000,000,000.00	-	-	-	-
51,733,062,419.00	2,045,450,618.00	53,778,513,037.00	52,058,496,025.92	2,114,739,291.05	54,173,235,316.97	197,147,567,507.58



# LAMPIRAN 3

## PENYATA AKAUN MEMORANDUM PINJAMAN DAN PENDAHULUAN BOLEH DITUNTUT

PENYATA KEWANGAN KERAJAAN PERSEKUTUAN

• 2019





**Penyata Akaun Memorandum Pinjaman dan Pendahuluan Boleh Dituntut  
pada 31 Disember 2019**

Peminjam	Baki Pinjaman Mengikut Kumpulan Wang		Baki Belum Selesai pada	
	Pembangunan	Amanah	2019	2018
	RM	RM	RM	RM
<b>PINJAMAN:</b>				
<b>I. KERAJAAN NEGERI</b>				
Johor	82,056,703.93	75,320,333.92	157,377,037.85	389,833,849.65
Kedah	2,205,345,243.92	394,617,336.67	2,599,962,580.59	2,611,869,984.22
Kelantan	735,433,222.08	79,710,675.00	815,143,897.08	1,435,294,706.57
Melaka	380,676,510.55	440,954,264.40	821,630,774.95	839,685,306.70
Negeri Sembilan	852,049,629.35	78,583,300.00	930,632,929.35	936,761,129.59
Pahang	2,548,200,628.11	491,633,244.66	3,039,833,872.77	2,996,744,346.17
Perak	255,802,363.90	–	255,802,363.90	313,292,798.90
Perlis	149,938,588.02	85,620,666.70	235,559,254.72	364,067,990.38
Pulau Pinang	53,767,528.55	–	53,767,528.55	57,831,891.15
Sabah	2,719,141,065.14	37,181,791.32	2,756,322,856.46	2,794,128,620.45
Sarawak	2,031,905,134.41	5,161,147.81	2,037,066,282.22	2,410,983,018.67
Selangor	1,101,975,296.31	8,428,988.99	1,110,404,285.30	1,103,363,775.45
Terengganu	309,390,336.83	–	309,390,336.83	707,269,913.19
Jumlah Kerajaan Negeri	13,425,682,251.10	1,697,211,749.47	15,122,894,000.57	16,961,127,331.09
<b>II. SYARIKAT</b>				
Agro Qas Sdn. Bhd.	–	7,821,678.16	7,821,678.16	7,821,678.16
Airport Limo (M) Sdn. Bhd.	–	41,750,196.20	41,750,196.20	42,350,196.20
Asia E-Learning Sdn. Bhd.	–	70,000,000.00	70,000,000.00	72,500,000.00
A-Winn Global Market Services Sdn. Bhd.	–	4,960,000.00	4,960,000.00	4,960,000.00
Bank Pembangunan Malaysia Berhad	–	28,000,000.00	28,000,000.00	10,000,000.00
Bank Pertanian Malaysia Berhad	924,252,562.09	1,138,211,709.45	2,062,464,271.54	2,066,108,378.71
Bank Perusahaan Kecil & Sederhana Malaysia Berhad	300,265,549.00	711,931,429.37	1,012,196,978.37	1,035,702,361.14
Credit Guarantee Corporation Malaysia Berhad	73,000,000.00	23,742,223.75	96,742,223.75	124,213,675.82
Cyberview Sdn. Bhd.	540,515,288.89	34,400,000.00	574,915,288.89	593,107,500.00
EKVE Sdn. Bhd.	623,315,106.67	–	623,315,106.67	393,315,106.67
Equal Concept Sdn. Bhd.	–	83,440,000.00	83,440,000.00	83,440,000.00
FELCRA Berhad	2,971,709,266.87	106,978,963.00	3,078,688,229.87	2,295,036,034.93
Garuda Suci Sdn. Bhd.	–	16,545,205.43	16,545,205.43	15,945,205.45
Hanwha Q CELLS Malaysia Sdn. Bhd.	827,000,000.00	–	827,000,000.00	832,000,000.00
Indah Water Konsortium Sdn. Bhd.	1,557,623,716.49	540,653,446.98	2,098,277,163.47	2,098,277,163.47
Integrated Nautical Resort Sdn. Bhd.	–	22,498,630.17	22,498,630.17	21,698,630.16
Iskandar Investment Berhad	–	388,283,396.55	388,283,396.55	423,463,396.55
JKP Sdn. Bhd.	–	13,685,097.42	13,685,097.42	14,076,330.29
Keretapi Tanah Melayu Berhad	855,504,289.00	25,000,000.00	880,504,289.00	880,504,289.00
Kuantan Port Consortium Sdn. Bhd.	83,000,000.00	–	83,000,000.00	90,000,000.00
KUB - BERJAYA Enviro Sdn. Bhd.	–	24,475,953.79	24,475,953.79	26,699,805.83
Kumpulan Modal Perdana Sdn. Bhd.	200,243,200.00	–	200,243,200.00	200,243,200.00
Lebuhraya DUKE Fasa 3 Sdn. Bhd.	–	566,830,684.91	566,830,684.91	100,000,000.00
Lebuhraya Shapadu Sdn. Bhd.	32,743,909.30	–	32,743,909.30	32,743,909.30
M.Y. Ikan Sdn. Bhd.	–	10,000,000.00	10,000,000.00	10,000,000.00
Malaysia Building Society Berhad	59,347,963.97	–	59,347,963.97	60,217,572.18
Malaysia Debt Ventures Berhad	40,000,000.00	–	40,000,000.00	40,000,000.00
Malaysia Venture Capital Management Berhad	420,764,675.00	–	420,764,675.00	420,764,675.00
Malaysian Industrial Development Finance Berhad	296,197,711.00	–	296,197,711.00	303,182,209.00
Malaysian Technology Development Corporation Sdn. Bhd.	323,080,000.00	165,280,000.00	488,360,000.00	496,660,000.00
MIMOS Berhad	2,850,000.00	–	2,850,000.00	2,850,000.00
Mount Miriam Cancer Hospital	–	9,046,604.55	9,046,604.55	–
MSU Holdings Sdn. Bhd.	–	250,000,000.00	250,000,000.00	250,000,000.00
National Feedlot Corporation Sdn. Bhd.	–	224,765,230.40	224,765,230.40	224,765,230.40
Pengurusan Aset Air Berhad	3,354,291,373.67	350,595,000.00	3,704,886,373.67	4,670,358,160.51
Perbadanan Usahawan Nasional Berhad	–	98,580,000.00	98,580,000.00	193,619,342.88
Permodalan Nasional Berhad	–	14,678,975.00	14,678,975.00	29,358,475.00
Perwaja Terengganu Sdn. Bhd.	–	2,804,481,336.50	2,804,481,336.50	2,824,481,336.50
Perwaja Steel Sdn. Bhd.	117,131,169.00	–	117,131,169.00	117,131,169.00
Piramid Pertama Sdn. Bhd.	460,000,000.00	–	460,000,000.00	460,000,000.00
PKPS Agro Industries Sdn. Bhd.	–	42,478,269.48	42,478,269.48	42,478,269.48
Premium Agro Products Sdn. Bhd.	–	50,200,000.00	50,200,000.00	50,200,000.00
Projek Lintasan Kota Sdn. Bhd.	95,825,690.06	–	95,825,690.06	115,767,586.78
Projek Lintasan Sungai Besi-Ulu Klang Sdn. Bhd.	1,302,000,000.00	–	1,302,000,000.00	952,000,000.00
Projek Lintasan Damansara-Shah Alam Sdn. Bhd.	749,000,000.00	–	749,000,000.00	529,000,000.00

(disambung...)

**Penyata Akaun Memorandum Pinjaman dan Pendahuluan Boleh Dituntut  
pada 31 Disember 2019**

(sambungan)

Peminjam	Baki Pinjaman Mengikut Kumpulan Wang		Baki Belum Selesai pada	
	Pembangunan	Amanah	2019	2018
	RM	RM	RM	RM
<b>SYARIKAT- (SAMB.)</b>				
Sabah Electricity Sdn. Bhd.	2,454,336,234.21	5,000,000.00	2,459,336,234.21	2,302,461,119.18
Sistem Penyuraian Trafik KL Barat Sdn. Bhd.	–	14,337,165.00	14,337,165.00	14,537,165.00
SME Ordnance Sdn. Bhd.	9,674,560.00	–	9,674,560.00	9,674,560.00
SRC International Sdn. Bhd.	–	597,548,422.14	597,548,422.14	597,548,422.14
Syarikat Bekalan Air Selangor Sdn. Bhd.	536,540,688.69	–	536,540,688.69	540,162,249.93
Syarikat Jengka Sdn. Bhd.	12,904,081.50	–	12,904,081.50	13,259,413.43
Syarikat Perumahan Negara Berhad	223,400,000.00	–	223,400,000.00	223,400,000.00
Tanjung Langsung Port Sdn. Bhd.	110,600,941.97	–	110,600,941.97	121,017,709.59
TEKUN Nasional	1,710,999,962.00	220,000,000.00	1,930,999,962.00	1,955,999,962.00
Telekom Malaysia Berhad	2,437,821.61	–	2,437,821.61	2,525,972.73
UDA Holdings Berhad	201,882,568.48	–	201,882,568.48	201,882,568.48
Warisan Jengka Holdings (M) Sdn. Bhd.	–	4,185,078.12	4,185,078.12	4,185,078.12
West Coast Expressway Sdn. Bhd.	1,729,000,000.00	–	1,729,000,000.00	1,510,000,000.00
White Heron Dairy Farm Sdn. Bhd.	–	10,400,000.00	10,400,000.00	10,400,000.00
<b>Jumlah Syarikat</b>	<b>23,201,438,329.47</b>	<b>8,720,784,696.37</b>	<b>31,922,223,025.84</b>	<b>30,764,095,109.01</b>
<b>III. BADAN BERKANUN</b>				
Lembaga Kemajuan Kelantan Selatan	5,391,404.69	–	5,391,404.69	7,786,032.23
Lembaga Kemajuan Terengganu Tengah	20,278,882.69	–	20,278,882.69	21,838,256.24
Lembaga Kemajuan Wilayah Kedah	1,052,663.47	–	1,052,663.47	1,306,143.90
Lembaga Kemajuan Tanah Persekutuan	77,000,000.00	800,445,827.00	877,445,827.00	77,000,000.00
Lembaga Lebuhraya Malaysia	767,977,449.89	–	767,977,449.89	767,977,449.89
Lembaga Pelabuhan Kelang	2,827,056,649.87	837,923,109.84	3,664,979,759.71	3,739,140,951.79
Lembaga Pelabuhan-pelabuhan Sabah Malaysia	–	–	–	26,981,151.34
Lembaga Perindustrian Kayu Malaysia	892,072,292.15	234,802,739.72	1,126,875,031.87	1,080,543,378.31
Majlis Amanah Rakyat	–	60,000,000.00	60,000,000.00	167,250,000.00
Perbadanan Aset Keretapi	294,359,814.66	–	294,359,814.66	294,909,552.64
Perbadanan Kemajuan Ekonomi Negeri Perlis	4,442,843.63	–	4,442,843.63	5,148,441.40
Perbadanan Pembangunan Pulau Pinang	–	131,400,000.00	131,400,000.00	138,600,000.00
<b>Jumlah Badan Berkanun</b>	<b>4,889,632,001.05</b>	<b>2,064,571,676.56</b>	<b>6,954,203,677.61</b>	<b>6,328,481,357.74</b>
<b>IV. PIHAK BERKUASA TEMPATAN</b>				
Dewan Bandaraya Kuala Lumpur	185,252,112.19	–	185,252,112.19	192,116,888.43
<b>Jumlah Pihak Berkuasa Tempatan</b>	<b>185,252,112.19</b>	<b>–</b>	<b>185,252,112.19</b>	<b>192,116,888.43</b>
<b>V. KOPERASI</b>				
Koperasi Belia Nasional Berhad	6,822,362.48	–	6,822,362.48	6,892,362.48
Koperasi Jayadiri Malaysia Berhad	–	150,000,000.00	150,000,000.00	150,000,000.00
Koperasi Pegawai-pegawai Melayu Malaysia Berhad	–	80,480,000.00	80,480,000.00	80,480,000.00
Koperasi Pembangunan Belia Negara Berhad	–	5,139,404.50	5,139,404.50	5,139,404.50
Koperasi Polis Diraja Malaysia Berhad	–	5,779,162.77	5,779,162.77	22,692,077.43
<b>Jumlah Koperasi</b>	<b>6,822,362.48</b>	<b>241,398,567.27</b>	<b>248,220,929.75</b>	<b>265,203,844.41</b>
<b>VI. PELBAGAI AGENSI</b>				
Amanah Ikhtiar Malaysia	156,601,307.50	586,500,000.00	743,101,307.50	757,601,307.50
Kelab Golf Perkhidmatan Awam Malaysia	1,295,062.01	–	1,295,062.01	1,923,610.81
Yayasan Amanah Saham Anak Langkawi	–	6,800,000.00	6,800,000.00	6,800,000.00
Yayasan Pembangunan Ekonomi Islam Malaysia	45,731,590.00	798,399,999.80	844,131,589.80	874,131,590.00
Yayasan Penjaja dan Peniaga Kecil 1Malaysia	–	70,000,000.00	70,000,000.00	70,000,000.00
Yayasan Usahawan Wanita Cina Malaysia	–	50,000,000.00	50,000,000.00	50,000,000.00
<b>Jumlah Pelbagai Agensi</b>	<b>203,627,959.51</b>	<b>1,511,699,999.80</b>	<b>1,715,327,959.31</b>	<b>1,760,456,508.31</b>
<b>VII. PERSEORANGAN</b>				
Pinjaman Kenderaan	–	1,652,802.01	1,652,802.01	1,870,146.32
Pinjaman Komputer	–	73,757,581.18	73,757,581.18	74,706,921.43
Pendahuluan Diri	–	214,458,114.82	214,458,114.82	189,378,111.48
Pendahuluan Pelbagai	–	1,746,959.36	1,746,959.36	344,358.30
<b>Jumlah Perseorangan</b>	<b>–</b>	<b>291,615,457.37</b>	<b>291,615,457.37</b>	<b>266,299,537.53</b>
<b>JUMLAH PINJAMAN</b>	<b>41,912,455,015.80</b>	<b>14,527,282,146.84</b>	<b>56,439,737,162.64</b>	<b>56,537,780,576.52</b>

(disambung...)

**Penyata Akaun Memorandum Pinjaman dan Pendahuluan Boleh Dituntut  
pada 31 Disember 2019**

(sambungan)

<i>Peminjam</i>	<i>Baki Pinjaman Mengikut Kumpulan Wang</i>		<i>Baki Belum Selesai pada</i>	
	<i>Pembangunan</i>	<i>Amanah</i>	<i>2019</i>	<i>2018</i>
	<i>RM</i>	<i>RM</i>	<i>RM</i>	<i>RM</i>
<b>PENDAHULUAN:</b>				
<b>KERAJAAN NEGERI</b>				
Kelantan	–	411,500,000.00	411,500,000.00	399,500,000.00
Kedah	–	87,000,000.00	87,000,000.00	117,000,000.00
Melaka	–	369,969,310.32	369,969,310.32	376,969,310.32
Negeri Sembilan	–	–	–	12,158,000.00
Pahang	–	111,458,917.00	111,458,917.00	132,088,917.00
Perlis	–	241,500,000.00	241,500,000.00	222,413,580.00
<b>JUMLAH PENDAHULUAN</b>	–	<b>1,221,428,227.32</b>	<b>1,221,428,227.32</b>	<b>1,260,129,807.32</b>
<b>JUMLAH PINJAMAN DAN PENDAHULUAN BOLEH DITUNTUT</b>	<b>41,912,455,015.80</b>	<b>15,748,710,374.16</b>	<b>57,661,165,389.96</b>	<b>57,797,910,383.84</b>

*Nota: Mulai tahun 2019, Pinjaman Perumahan kepada Golongan Berpendapatan Rendah telah diklasifikasikan semula dari kategori Perseorangan ke Pelbagai Akaun Belum Terima. Nilai perbandingan bagi tahun 2018 untuk kategori Perseorangan telah dinyatakan semula daripada RM369,714,974.85 kepada RM266,299,537.53*



# LAMPIRAN 4

## PENYATA AKAUN MEMORANDUM PELABURAN

PENYATA KEWANGAN KERAJAAN PERSEKUTUAN

2019





## Penyata Akaun Memorandum Pelaburan pada 31 Disember 2019

Entiti	Modal Saham Diterbitkan/ Dibayar	Pegangan			Nilai Buku	
		Perihal	Nilai Nominal	%	2019	2018
<b>AGENSI ANTARABANGSA</b>	RM		RM		RM	RM
International Finance Corporation	USD 2,566,719,000.00	16,606 saham USD1,000	USD 16,606,000.00	0.65	38,574,228.53	38,574,228.53
Jumlah Agensi Antarabangsa					38,574,228.53	38,574,228.53
<b>BADAN BERKANUN</b>						
Bank Negara Malaysia	100,000,000.00	Modal	100,000,000.00	-	100,000,000.00	100,000,000.00
Bank Simpanan Nasional	-	Modal	749,900,000.00	-	749,900,000.00	749,900,000.00
Lembaga Pelaburan Kelang	-	Modal	9,134,494.58	-	9,134,494.58	9,134,494.58
Lembaga Perkhidmatan Kewangan Labuan	-	Modal	2,000,000.00	-	2,000,000.00	2,000,000.00
Perbadanan Aset Keretapi	-	Modal	117,066,201.00	-	117,066,201.00	117,066,201.00
Jumlah Badan Berkanun					978,100,695.58	978,100,695.58
<b>SYARIKAT</b>						
1Malaysia Development Berhad (Dahulu dikenali sebagai Terengganu Investment Authority Berhad)	1,000,000,001.00	1,000,000,000 saham biasa RM1.00	1,000,000,000.00	100.00	1,000,002.00	1,000,002.00
Actius Terra Global Holdings Sdn. Bhd.	1.00	1 saham keutamaan RM1.00	1.00	-	-	-
Aerospace Technology Systems Corporation Sdn. Bhd.	40,000,000.00	1 saham biasa RM1.00	1.00	100.00	-	-
AES Solutions Sdn. Bhd.	10,000,002.00	10,000,002 saham keutamaan RM1.00	10,000,002.00	1.00	-	-
Amanah Raya Berhad	6,000,002.00	10,000,002 saham biasa RM1.00	10,000,002.00	100.00	10,000,000.00	10,000,000.00
ASEAN Potash Chaiyaphum Public Company Limited	Baht 2,805,797,300.00	1,673,100 saham biasa Baht 100.00	Baht 167,310,000.00	5.96	6,000,001.00	6,000,001.00
Aset Tanah Nasional Berhad (Dahulu dikenali sebagai National Content Development Corporation Berhad)	2,053,002.00	2,053,002 saham biasa RM1.00	2,053,002.00	100.00	15,118,001.47	15,118,001.47
Assets Global Network Sdn. Bhd. (Dahulu dikenali sebagai Terusan Timur Barat Sdn. Bhd.)	10,000,000.00	9,999,999 saham biasa RM1.00	9,999,999.00	100.00	2,053,000.00	2,053,000.00
Astronautic Technology (M) Sdn. Bhd.	112,579,000.00	1 saham keutamaan RM1.00	1.00	-	9,999,999.00	9,999,999.00
Bank Pembangunan Malaysia Berhad	3,078,724,049.00	112,579,000 saham biasa RM1.00	112,579,000.00	100.00	1.00	1.00
Bank Pertanian Malaysia Berhad (Agrobank)	1,000,000,000.00	2,778,724,049 saham biasa RM1.00	2,778,724,049.00	100.00	112,579,000.00	112,579,000.00
Bintulu Port Holdings Berhad	460,000,001.00	262,502,559 saham biasa RM1.00	262,502,559.00	100.00	2,723,361,474.72	2,723,361,474.72
Bintulu Port Sdn. Bhd.	65,000,001.00	1 saham keutamaan RM1.00	1.00	-	240,752,180.87	240,752,180.87
Boustead Naval Shipyard Sdn. Bhd.	130,000,003.00	1 saham keutamaan RM1.00	1.00	-	1.00	1.00
Commerce Dot Com Sdn. Bhd.	40,000,001.00	1 saham khas RM1.00	1.00	-	1.00	1.00
Cradle Fund Sdn. Bhd.	5,000,000.00	1 saham keutamaan RM1.00	1.00	-	-	-
Cyberview Sdn. Bhd.	676,640,398.00	5,000,000 saham biasa RM1.00	5,000,000.00	100.00	5,000,000.00	5,000,000.00
Danainfra Nasional Berhad*	10,000,000.00	624,140,397 saham biasa RM1.00	624,140,397.00	92.24	819,650,000.00	819,650,000.00
Danajamin Nasional Berhad	1,000,000,000.00	1 saham khas RM1.00	1.00	-	-	-
Export-Import Bank of Malaysia Berhad**	2,958,665,284.00	10,000,000 saham biasa RM1.00	10,000,000.00	100.00	10,000,000.00	10,000,000.00
FELCRA Berhad	500,000,002.00	500,000,000 saham biasa RM1.00	500,000,000.00	50.00	500,000,000.00	500,000,000.00
FELDA Global Ventures Holdings Bhd.	3,648,151,501.00	350,000,001 saham biasa RM1.00	350,000,001.00	100.00	350,000,000.00	350,000,000.00
GovCo Holdings Berhad	100,002.00	250,000,001 saham keutamaan RM1.00	250,000,001.00	-	1.00	1.00
Halal Industry Development Corporation Sdn. Bhd.	95,000,002.00	500,000,002 saham biasa RM1.00	500,000,002.00	100.00	-	-
HICOM Holdings Berhad	1,135,511,271.55	1 saham khas RM1.00	1.00	100.00	100,000.00	100,000.00
HVD Holdings Sdn. Bhd.***	10,000,000.00	95,000,002 saham biasa RM1.00	95,000,002.00	100.00	95,000,000.00	95,000,000.00
IJN Holdings Sdn. Bhd.	416,619,213.00	1 saham keutamaan RM1.00	1.00	-	1.00	1.00
Indah Water Konsortium Sdn. Bhd.	100,000,001.00	1 saham keutamaan RM1.00	1.00	-	-	-
Inno Bio Ventures Sdn. Bhd.	300,000,000.00	416,619,213 saham biasa RM1.00	416,619,213.00	100.00	416,619,211.00	416,619,211.00
		100,000,000 saham biasa RM1.00	100,000,000.00	100.00	192,540,000.00	192,540,000.00
		1 saham khas RM1.00	1.00	-	1.00	1.00
		292,400,000 saham biasa RM1.00	292,400,000.00	97.47	292,400,000.00	292,400,000.00

(disambung...)

Nota : (\*) Pertambahan 20,000,000 unit saham biasa akan diakaunkan pada tahun 2020 memandangkan JANM hanya menerima sijil saham tambahan tersebut pada bulan Februari 2020 iaitu selepas penutupan akaun tahun 2019.

Nota : (\*\*) Nilai saham keutamaan sebanyak 250,000,001 unit pada nilai buku RM1.00 sehingga pembayaran dibuat daripada Kumpulan Wang Disatukan.

Nota : (\*\*\*) Syarikat ini telah dibubarkan oleh Mahkamah Tinggi Malaya.

## Penyata Akaun Memorandum Pelaburan pada 31 Disember 2019

(sambungan)

Entiti	Modal Saham Diterbitkan/ Dibayar	Pegangan			Nilai Buku		
		Perihal	Nilai Nominal	%	2019	2018	
	RM		RM		RM	RM	
<b>SYARIKAT – (SAMB.)</b>							
Institut Terjemahan & Buku Malaysia (Dahulu dikenali sebagai Institut Terjemahan Negara Malaysia Berhad)	29,410,000.00	29,409,999	1 saham biasa RM1.00 1 saham khas RM1.00	29,409,999.00 1.00	100.00 -	29,409,998.00 1.00	29,409,998.00 1.00
International Rubber Consortium Limited	Baht 426,222,040.00	9,471,601	saham biasa Baht 10.00	Baht 94,716,010.00	22.22	3,939,776.53	3,939,776.53
Jambatan Kedua Sdn. Bhd.	772,000,003.00	772,000,002	1 saham biasa RM1.00 1 saham emas RM1.00	772,000,002.00 1.00	100.00 -	772,000,000.00 1.00	772,000,000.00 1.00
JKP Sdn. Bhd.	10,250,002.00	10,250,001	1 saham biasa RM1.00 1 saham keutamaan RM1.00	10,250,001.00 1.00	100.00 -	10,250,001.00 1.00	10,250,001.00 1.00
Johor Port Berhad	390,112,393.00	1	1 saham keutamaan RM1.00	1.00	-	1.00	1.00
K.L. International Airport Berhad	200,000,002.00	200,000,002	1 saham biasa RM1.00	200,000,002.00	100.00	200,000,001.00	200,000,001.00
Keretapi Tanah Melayu Berhad	1,316,159,173.00	1,279,895,172	1 saham biasa RM1.00 1 saham khas RM1.00 57,000,000	1,279,895,172.00 1.00 5,700,000.00	100.00 - -	1,279,895,169.00 - 57,000,000.00	1,279,895,169.00 - 57,000,000.00
Khazanah Nasional Berhad	5,444,953,229.00	4,739,321,790	1 saham biasa RM1.00	4,739,321,790.00	99.99	5,687,907,846.29	5,687,907,846.29
Konsortium Pelabuhan Kemaman Sdn. Bhd.	10,000,001.00	1	1 saham keutamaan RM1.00	1.00	-	1.00	1.00
Kuantan Port Consortium Sdn. Bhd.	120,000,001.00	1	1 saham keutamaan RM1.00	1.00	-	-	-
Kumpulan Modal Perdana Sdn. Bhd.	60,000,003.00	3	3 saham biasa RM1.00 30,000,000	3.00 30,000,000.00	100.00 -	3.00 30,000,000.00	3.00 30,000,000.00
Malaysia Airports (Sepang) Sdn. Bhd.	300,000,003.00	1	1 saham keutamaan RM1.00	1.00	-	-	-
Malaysia Airports Holdings Berhad	1,659,191,829.00	1	1 saham keutamaan RM1.00	1.00	-	1.00	1.00
Malaysia Airports Sdn. Bhd.	360,113,847.00	1	1 saham keutamaan RM1.00	1.00	-	-	-
Malaysia Batek and Handicraft Berhad****	300,002.00	300,001	1 saham biasa RM1.00	300,001.00	99.99	300,000.00	300,000.00
Malaysia Debt Ventures Berhad	500,000,000.00	500,000,000	1 saham biasa RM1.00	500,000,000.00	100.00	500,000,000.00	500,000,000.00
Malaysia Development Holding Sdn. Bhd. (Dahulu dikenali sebagai Radio Televisyen Malaysia Berhad)	2.00	2	2 saham biasa RM1.00	2.00	100.00	-	-
Malaysia Digital Economy Corporation Sdn. Bhd. (Dahulu dikenali sebagai Multimedia Development Corporation Sdn. Bhd.)	620,475,003.00	476,905,003	1 saham biasa RM1.00	476,905,003.00	100.00	476,905,002.00	476,905,002.00
Malaysia Rail Link Sdn. Bhd.	50,000,002.00	50,000,002	1 saham biasa RM1.00	50,000,002.00	100.00	50,000,000.00	50,000,000.00
Malaysia Sovereign Sukuk Berhad	2.00	2	2 saham biasa RM1.00	2.00	100.00	-	-
Malaysia Sukuk Global Berhad (Dahulu dikenali sebagai 1Malaysia Sukuk Global Berhad)	2.00	2	2 saham biasa RM1.00	2.00	100.00	1.00	1.00
Malaysia Venture Capital Management Berhad	410,000,002.00	410,000,001	1 saham biasa RM1.00 1 saham khas RM1.00	410,000,001.00 1.00	100.00 -	410,000,000.00 -	410,000,000.00 -
Malaysian Airline System Berhad	11,592,389,201.00	1	1 saham keutamaan RM1.00	1.00	-	1.00	1.00
Malaysian Bioeconomy Development Corporation Sdn. Bhd. (Dahulu dikenali sebagai Malaysian Biotechnology Corporation Sdn. Bhd.)	245,000,002.00	245,000,002	1 saham biasa RM1.00	245,000,002.00	100.00	245,000,000.00	245,000,000.00
Malaysian Maritime Academy Sdn. Bhd.	10,000,000.00	1	1 saham keutamaan RM1.00	1.00	-	1.00	1.00
MARDEC Berhad	125,709,001.00	1	1 saham keutamaan RM1.00	1.00	-	1.00	1.00
Mass Rapid Transit Corporation Sdn. Bhd.****	863,235,992.00	862,999,999	1 saham biasa RM1.00 1 saham biasa RM235,993.00	862,999,999.00 235,993.00	100.00	10,000,000.00	10,000,000.00
Medical Online Sdn. Bhd.****	22,000,001.00	1	1 saham keutamaan RM1.00	1.00	-	-	-
MIMOS Berhad	100,000,000.00	100,000,000	1 saham biasa RM1.00	100,000,000.00	100.00	99,999,999.00	99,999,999.00
MISC Berhad	4,463,793,103.00	1	1 saham keutamaan RM1.00	1.00	-	-	-

(disambung...)

Nota : (\*\*\*\*) Syarikat ini masih dalam proses penggulangan.

Nota : (\*\*\*\*\*) Nilai saham biasa sebanyak 863,000,000 unit pada nilai buku RM10,000,000.00 sehingga pembayaran dibuat daripada Kumpulan Wang Disatukan.

### Penyata Akaun Memorandum Pelaburan pada 31 Disember 2019

(sambungan)

Entiti	Modal Saham Diterbitkan/ Dibayar	Pegangan			Nilai Buku		
		Perihal	Nilai Nominal	%	2019	2018	
	RM		RM		RM	RM	
<b>SYARIKAT – (SAMB.)</b>							
MKD Aman Makmur Sdn. Bhd.	500,002.00	500,002	saham biasa RM1.00	500,002.00	100.00	500,000.00	500,000.00
Mutiara Smart Sdn. Bhd.	10,000,000.00	10,000,000	saham biasa RM1.00	10,000,000.00	100.00	1.00	1.00
MyCreative Ventures Sdn. Bhd.	110,900,000.00	110,000,000	saham biasa RM1.00	110,000,000.00	100.00	110,000,000.00	110,000,000.00
		90,000,000	saham keutamaan RM0.01	90,000.00	–	90,000,000.00	90,000,000.00
MyHSR Corporation Sdn. Bhd.	120,000,002.00	120,000,002	saham biasa RM1.00	120,000,002.00	100.00	120,000,000.00	120,000,000.00
National Aerospace & Defence Industries Sdn. Bhd.	226,898,956.00	13,016,393	saham biasa RM1.00	13,016,393.00	5.74	11,584,589.29	11,584,589.29
		1	saham emas RM1.00	1.00	–	1.00	1.00
National Feedlot Corporation Sdn. Bhd.	1,110,003.00	1	saham keutamaan RM1.00	1.00	–	–	–
Northport (Malaysia) Berhad	308,530,432.00	1	saham khas RM1.00	1.00	–	1.00	1.00
Padiberas Nasional Berhad	446,080,751.00	1	saham keutamaan RM1.00	1.00	–	–	–
PDX.Com Sdn. Bhd.	8,800,001.00	1	saham keutamaan RM1.00	1.00	–	1.00	1.00
Pelabuhan Tanjung Pelepas Sdn. Bhd.	728,989,158.00	1	saham khas RM1.00	1.00	–	1.00	1.00
Pembinaan BLT Sdn. Bhd.	100,000,000.00	100,000,000	saham biasa RM1.00	100,000,000.00	100.00	100,000,000.00	100,000,000.00
Pembinaan PFI Sdn. Bhd.	10,000,000.00	9,999,999	saham biasa RM1.00	9,999,999.00	99.99	10,000,000.00	10,000,000.00
Penang Port Sdn. Bhd.	73,450,003.00	1	saham emas RM1.00	1.00	–	1.00	1.00
Pengurusan Aset Air Berhad	730,000,000.00	730,000,000	saham biasa RM1.00	730,000,000.00	100.00	729,999,998.00	729,999,998.00
Pengurusan Danaharta Nasional Berhad	1,000,000,000.00	1,000,000,000	saham biasa RM1.00	1,000,000,000.00	100.00	1,000,000,000.00	1,000,000,000.00
Perbadanan Nasional Berhad	751,012,180.00	747,262,179	saham biasa RM1.00	747,262,179.00	99.50	747,262,178.00	747,262,178.00
Permodalan Nasional Berhad	100,000,000.00	1	saham biasa RM1.00	1.00	–	1.00	1.00
Perwaja Terengganu Sdn. Bhd.	979,000,000.00	552,500,000	saham biasa RM1.00	552,500,000.00	87.08	350,000,002.00	350,000,002.00
		300,000,000	saham keutamaan RM1.00	300,000,000.00	–	300,000,000.00	300,000,000.00
Petrolim Nasional Berhad	100,000,000.00	100,000	saham biasa RM1,000.00	100,000,000.00	100.00	9,990,000.00	9,990,000.00
Piramid Pertama Sdn. Bhd.	2.00	2	saham biasa RM1.00	2.00	100.00	2.00	2.00
Pos Malaysia Berhad	1,071,391,856.69	1	saham keutamaan RM1.00	1.00	–	1.00	1.00
Prasarana Malaysia Berhad. (Dahulu dikenali sebagai Syarikat Prasarana Negara Berhad)	8,307,368,516.00	7,832,552,634	saham biasa RM1.00	7,832,552,634.00	100.00	7,928,648,759.12	6,928,648,759.12
Projek Lebuhraya Usahasama Berhad	50,000,001.00	1	saham keutamaan RM1.00	1.00	–	1.00	1.00
Prokhas Sdn. Bhd.	50,000,000.00	50,000,000	saham biasa RM1.00	50,000,000.00	100.00	50,000,000.00	50,000,000.00
Pyrotechnical Managers Holdings Sdn. Bhd. (Dahulu dikenali sebagai Prokhas Managers Sdn. Bhd.)	2.00	2	saham biasa RM1.00	2.00	100.00	–	–
Rangkaian Hotel Seri Malaysia Sdn. Bhd.	162,354,143.00	125,200,935	saham biasa RM1.00	125,200,935.00	77.12	118,925,000.00	118,925,000.00
		1	saham keutamaan RM1.00	1.00	–	1.00	1.00
Sabah Electricity Sdn. Bhd.	9,733,612.00	1	saham emas RM1.00	1.00	–	–	–
SDE Solutions Sdn. Bhd.	2.00	2	saham biasa RM1.00	2.00	100.00	–	–
Senai Airport Terminal Services Sdn. Bhd.	341,054,822.00	1	saham keutamaan RM1.00	1.00	–	–	–
Sepang International Circuit Sdn. Bhd.	10,000,000.00	10,000,000	saham biasa RM1.00	10,000,000.00	100.00	1.00	1.00
SIRIM Berhad	70,000,002.00	70,000,002	saham biasa RM1.00	70,000,002.00	100.00	70,000,001.00	70,000,001.00
SME Bank (Dahulu dikenali sebagai Bank Perusahaan Kecil Dan Sederhana Malaysia Berhad)	1,850,000,000.00	964,818,024	saham biasa RM1.00	964,818,024.00	100.00	917,303,292.32	917,303,292.32
South Side Jewel Sdn. Bhd. (Dahulu dikenali sebagai East Coast Rail Sdn. Bhd.)	2.00	2	saham biasa RM1.00	2.00	100.00	–	–
Suria Strategic Energy Resources Sdn. Bhd.	30,001,000.00	30,001,000	saham biasa RM1.00	30,001,000.00	100.00	30,000,000.0	30,000,000.0

(disambung...)

**Penyata Akaun Memorandum Pelaburan  
pada 31 Disember 2019**

(sambungan)

Entiti	Modal Saham Diterbitkan/ Dibayar	Pegangan			Nilai Buku		
		Perihal	Nilai Nominal	%	2019	2018	
	RM		RM		RM	RM	
<b>SYARIKAT – (SAMB.)</b>							
SRC International Sdn. Bhd.	1,000,000.00	1,000,000	saham biasa RM1.00	1,000,000.00	100.00	1,000,000.00	1,000,000.00
Syarikat Bekalan Air Selangor Sdn. Bhd.	316,550,001.00	655,000,000	saham keutamaan RM0.01	6,550,000.00	2.07	655,000,000.00	655,000,000.00
Syarikat Jaminan Kredit Perumahan Berhad	100,000,000.00	100,000,000	saham biasa RM1.00	100,000,000.00	100.00	99,999,999.00	99,999,999.00
Syarikat Jaminan Pembiayaan Perniagaan Berhad	50,000,002.00	50,000,002	saham biasa RM1.00	50,000,002.00	100.00	50,000,000.00	50,000,000.00
Syarikat Perumahan Negara Berhad	1,082,935,222.00	1,082,935,222	saham biasa RM1.00	1,082,935,222.00	100.00	1,082,935,220.00	1,082,935,220.00
Syarikat Perumahan Pegawai Kerajaan Sdn. Bhd.	117,000,000.00	35,000,000	saham biasa RM1.00	35,000,000.00	29.91	26,000,000.00	26,000,000.00
Syarikat Tanah dan Harta Sdn. Bhd.	60,002.00	60,002	saham biasa RM1.00	60,002.00	100.00	60,001.00	60,001.00
Technology Park Malaysia Corporation Sdn. Bhd.	59,691,502.00	59,691,502	saham biasa RM1.00	59,691,502.00	100.00	59,691,501.00	59,691,501.00
Telekom Malaysia Berhad	3,765,677,224.00	1	saham keutamaan RM1.00	1.00	-	-	-
Tenaga Nasional Berhad	5,686,888,772.00	1	saham keutamaan RM1.00	1.00	-	-	-
Transit Acquire Sdn.Bhd.	2,500,000.00	2,500,000	saham biasa RM1.00	1.00	100.00	-	-
Turus Pesawat Sdn. Bhd.	3.00	3	saham biasa RM1.00	3.00	100.00	-	-
UDA Holdings Berhad	334,717,187.00	334,717,186	saham biasa RM1.00	334,717,186.00	100.00	687,871,558.00	687,871,558.00
		1	saham keutamaan RM1.00	1.00	-	-	-
Urusharta Jamaah Sdn.Bhd.	1.00	1	saham biasa RM1.00	1.00	100.00	-	-
Wakala Global Sukuk Berhad	2.00	2	saham biasa RM1.00	2.00	100.00	-	-
Westports Malaysia Sdn. Bhd.	893,000,001.00	1	saham khas RM1.00	1.00	-	-	-
Jumlah Syarikat						31,021,552,794.61	30,041,552,794.61
<b>JUMLAH PELABURAN</b>						<b>32,038,227,718.72</b>	<b>31,058,227,718.72</b>

# LAMPIRAN 5

## PENYATA AKAUN MEMORANDUM LIABILITI - HUTANG PERSEKUTUAN

PENYATA KEWANGAN KERAJAAN PERSEKUTUAN

2019





**Penyata Akaun Memorandum Liabiliti - Hutang Persekutuan (Pinjaman)  
pada 31 Disember 2019**

<i>Perihal</i>	<i>Kadar Faedah</i>	<i>Tarikh Tebusan</i>	<i>Amaun Dibenarkan</i>	<i>Amaun Belum Selesai</i>
	%		RM	RM
<b>DALAM NEGERI</b>				
<b>BIL PERBENDAHARAAN</b>	Dengan Tawaran	2020	4,500,000,000.00	4,500,000,000.00
<b>TERBITAN PELABURAN KERAJAAN</b>				
<u>No. Keluaran</u>	<u>Kod Saham</u>			
1/2009	GO 0900 01	3.910	13.08.2019	–
6/2009	GO 0900 61	4.492	30.04.2020	3,500,000,000.00
3/2010	GN 1000 21	4.284	15.06.2020	5,500,000,000.00
6/2010	GN 1000 60	3.998	30.11.2020	3,000,000,000.00
3/2011	GN 1100 25	4.170	30.04.2021	12,500,000,000.00
3/2012	GL 1200 21	3.704	30.09.2019	–
4/2012	GO 1200 37	3.699	15.11.2022	8,500,000,000.00
5/2012	GS 1200 59	3.899	15.06.2027	5,000,000,000.00
7/2012	GL 1200 98	3.576	15.05.2020	11,000,000,000.00
1/2013	GT 1300 01	3.871	08.08.2028	3,000,000,000.00
2/2013	GO 1300 33	3.493	31.10.2023	4,000,000,000.00
5/2013	GX 1300 68	4.582	30.08.2033	12,000,000,000.00
6/2013	GL 1300 69	3.716	23.03.2021	9,500,000,000.00
7/2013	GJ 1300 70	3.558	30.04.2019	–
8/2013	GO 1300 71	4.444	22.05.2024	12,500,000,000.00
9/2013	GS 1300 72	4.943	06.12.2028	5,000,000,000.00
1/2015	GL 1500 01	4.194	15.07.2022	10,000,000,000.00
2/2015	GJ 1500 02	3.799	27.08.2020	10,000,000,000.00
3/2015	GT 1500 03	4.245	30.09.2030	7,000,000,000.00
4/2015	GO 1500 04	3.990	15.10.2025	10,500,000,000.00
6/2015	GX 1500 06	4.786	31.10.2035	7,000,000,000.00
1/2016	GL 1600 01	4.390	07.07.2023	10,500,000,000.00
2/2016	GJ 1600 02	3.743	26.08.2021	7,000,000,000.00
3/2016	GO 1600 03	4.070	30.09.2026	10,500,000,000.00
4/2016	GH 1600 04	3.226	15.04.2020	7,000,000,000.00
1/2017	GO 1700 01	4.258	26.07.2027	11,000,000,000.00
2/2017	GL 1700 02	4.045	15.08.2024	12,000,000,000.00
3/2017	GI 1700 03	3.948	14.04.2022	11,000,000,000.00
4/2017	GZ 1700 04	4.895	08.05.2047	9,000,000,000.00
5/2017	GX 1700 05	4.755	04.08.2037	14,500,000,000.00
6/2017	GT 1700 06	4.724	15.06.2033	12,500,000,000.00
1/2018	GL 1800 01	4.128	15.08.2025	12,500,000,000.00
2/2018	GO 1800 02	4.369	31.10.2028	12,000,000,000.00
3/2018	GJ 1800 03	4.094	30.11.2023	11,500,000,000.00
4/2018	GH 1800 04	3.729	31.03.2022	6,800,000,000.00
1/2019	GO 1900 01	4.130	09.07.2029	12,000,000,000.00
2/2019	GY 1900 02	4.467	15.09.2039	11,000,000,000.00
3/2019	GK 1900 03	3.726	31.03.2026	7,500,000,000.00
4/2019	GJ 1900 04	3.655	15.10.2024	6,500,000,000.00
5/2019	GZ 1900 05	4.638	15.11.2049	4,000,000,000.00
6/2019	GT 1900 06	4.119	30.11.2034	6,500,000,000.00
7/2019	GH 1900 07	3.151	01.05.2023	4,000,000,000.00
Jumlah Terbitan Pelaburan Kerajaan			338,800,000,000.00	338,800,000,000.00

(disambung...)

**Penyata Akaun Memorandum Liabiliti - Hutang Persekutuan (Pinjaman)**  
pada 31 Disember 2019

(sambungan)

Perihal	Kadar Faedah	Tarikh Tebusan	Amaun Dibenarkan	Amaun Belum Selesai
	%		RM	RM
<b>SEKURITI KERAJAAN MALAYSIA</b>				
<u>No. Keluaran</u>	<u>Kod Saham</u>			
3/2004	MS 0400 3H	5.734	30.07.2019	–
3/2005	MY 0500 03	4.837	15.07.2025	3,000,000,000.00
2/2006	MX 0600 02	4.709	15.09.2026	3,110,000,000.00
3/2007	MX 0700 03	3.502	31.05.2027	6,000,000,000.00
3/2008	MX 0800 03	5.248	15.09.2028	5,040,000,000.00
2/2009	MO 0900 02	4.378	29.11.2019	–
3/2010	MX 1000 03	4.498	15.04.2030	12,770,000,000.00
1/2011	MO 1100 01	4.160	15.07.2021	13,500,000,000.00
3/2011	MS 1100 03	4.392	15.04.2026	11,274,330,000.00
4/2011	MX 1100 04	4.232	30.06.2031	12,750,000,000.00
1/2012	MO 1200 01	3.418	15.08.2022	10,500,000,000.00
2/2012	MS 1200 02	3.892	15.03.2027	5,500,000,000.00
4/2012	MX 1200 04	4.127	15.04.2032	5,500,000,000.00
6/2012	ML 1200 06	3.492	31.03.2020	11,000,000,000.00
3/2013	MN 1300 03	3.480	15.03.2023	11,420,000,000.00
4/2013	MX 1300 04	3.844	15.04.2033	14,000,000,000.00
5/2013	MS 1300 05	3.733	15.06.2028	11,500,000,000.00
6/2013	MK 1300 06	3.889	31.07.2020	7,973,062,000.00
7/2013	MZ 1300 07	4.935	30.09.2043	6,500,000,000.00
1/2014	MO 1400 01	4.181	15.07.2024	11,020,000,000.00
3/2014	ML 1400 03	4.048	30.09.2021	11,700,000,000.00
4/2014	MJ 1400 04	3.654	31.10.2019	–
1/2015	MO 1500 01	3.955	15.09.2025	13,672,200,000.00
2/2015	ML 1500 02	3.795	30.09.2022	11,000,000,000.00
3/2015	MJ 1500 03	3.659	15.10.2020	11,742,134,000.00
4/2015	MY 1500 04	4.254	31.05.2035	7,161,000,000.00
5/2015	MH 1500 05	3.759	15.03.2019	–
1/2016	ML 1600 01	3.800	17.08.2023	10,000,000,000.00
2/2016	MZ 1600 02	4.736	15.03.2046	10,500,000,000.00
3/2016	MO 1600 03	3.900	30.11.2026	9,500,000,000.00
4/2016	MJ 1600 04	3.620	30.11.2021	10,000,000,000.00
1/2017	MI 1700 01	3.882	10.03.2022	11,400,000,000.00
2/2017	ML 1700 02	4.059	30.09.2024	11,000,000,000.00
3/2017	MX 1700 03	4.762	07.04.2037	12,500,000,000.00
4/2017	MO 1700 04	3.899	16.11.2027	14,500,000,000.00
5/2017	MH 1700 05	3.441	15.02.2021	3,500,000,000.00
1/2018	MK 1800 01	3.882	14.03.2025	7,000,000,000.00
2/2018	MI 1800 02	3.757	20.04.2023	8,900,000,000.00
3/2018	MT 1800 03	4.642	07.11.2033	9,500,000,000.00
4/2018	MX 1800 04	4.893	08.06.2038	9,500,000,000.00
5/2018	MZ 1800 05	4.921	06.07.2048	9,500,000,000.00
1/2019	ML 1900 01	3.906	15.07.2029	10,500,000,000.00
2/2019	MO 1900 02	3.885	15.08.2029	12,000,000,000.00
6/2019	MI 1900 03	3.478	14.06.2024	7,500,000,000.00
4/2019	MS 1900 04	3.828	05.07.2034	6,500,000,000.00
5/2019	MY 1900 05	3.757	22.05.2040	2,700,000,000.00
Jumlah Sekuriti Kerajaan Malaysia			394,132,726,000.00	394,132,726,000.00
<b>SUKUK PERUMAHAN KERAJAAN</b>				
<u>No. Keluaran</u>	<u>Kod Saham</u>			
1/2015	ZH 150001	4.119	21.02.2019	500,000,000.00
1/2012	ZK 120002	3.536	12.07.2019	1,100,000,000.00
2/2013	ZK 130022	3.967	19.08.2020	2,700,000,000.00
2/2014	ZL 140002	4.345	07.10.2021	6,000,000,000.00
2/2012	ZN 120001	3.691	12.07.2022	9,000,000,000.00
1/2013	ZN 130001	3.729	22.03.2023	1,700,000,000.00
1/2014	ZN 140001	4.731	21.02.2024	5,500,000,000.00
37/2012	ZO 120037	3.701	25.04.2023	1,900,000,000.00
Jumlah Sukuk Perumahan Kerajaan			28,400,000,000.00	26,800,000,000.00
<b>Jumlah Dalam Negeri</b>			<b>765,832,726,000.00</b>	<b>764,232,726,000.00</b>
<b>LUAR NEGERI</b>				RM
<b>PINJAMAN PASARAN</b>				
2011 Sukuk Wakala Global USD 0.8 Bilion	4.646	06.07.2021	USD 800,000,000	3,312,400,000.00
2015 Sovereign Sukuk USD 1.0 Bilion	3.043	22.04.2025	USD 1,000,000,000	4,140,500,000.00
2015 Sovereign Sukuk USD 0.5 Bilion	4.236	22.04.2045	USD 500,000,000	2,070,250,000.00
2016 Sukuk Global USD 1.0 Bilion	3.179	27.04.2026	USD 1,000,000,000	4,140,500,000.00
2016 Sukuk Global USD 0.5 Bilion	4.080	27.04.2046	USD 500,000,000	2,070,250,000.00
2019 Bon Samurai JPY 200 Bilion	0.530	15.03.2029	JPY 200,000,000,000	7,612,600,000.00
Jumlah Pinjaman Pasaran			–	23,346,500,000.00
<b>Jumlah Luar Negeri</b>			–	<b>23,346,500,000.00</b>
<b>JUMLAH PINJAMAN</b>				<b>787,579,226,000.00</b>

**Penyata Akaun Memorandum Liabiliti - Hutang Persekutuan (Bantuan Luar Negeri)  
pada 31 Disember 2019**

Perihal	Kadar Faedah	Tarikh Tebusan	Amaun Dibenarkan Mata Wang Asing	Jumlah Terkumpul Keluaran Mata Wang Asing	Jumlah Terkumpul Bayaran Balik Mata Wang Asing	Amaun Belum Selesai Mata Wang Asing	Amaun Belum Selesai Ringgit Malaysia (d)
<b>PINJAMAN MULTILATERAL</b>	%						RM
<i>Bank Pembangunan Islam (a)</i>			ISD	ISD	ISD	ISD	
2003 2-MA-0088 Pembiayaan Peralatan Hospital, Kementerian Kesihatan Fasa II	4.049	2007/2020	14,598,601.22	14,598,601.22	14,037,116.50	561,484.72	3,183,000.73
2004 2-MA-0094 Universiti Teknologi Malaysia Fasa II	6.075	2010/2022	25,451,606.77	25,451,606.77	20,149,188.78	5,302,417.99	30,058,877.34
2006 2-MA-100 Universiti Islam Antarabangsa Fasa II	5.942	2014/2026	15,537,082.79	15,537,082.79	7,121,162.95	8,415,919.84	47,709,007.98
2006 2-MA-101 Universiti Malaysia Sabah Fasa II	4.604	2014/2025	14,288,285.02	14,288,285.02	7,144,142.52	7,144,142.50	40,499,429.42
2009 2-MA-103 Universiti Sains Malaysia	3.835	2014/2025	24,498,420.05	24,498,420.05	12,249,210.10	12,249,209.95	69,439,546.29
<i>Jumlah Bank Pembangunan Islam</i>			94,373,995.85	94,373,995.85	60,700,820.85	33,673,175.00	190,889,861.76
<i>Bank Pembangunan Asia (b)</i>			USD	USD	USD	USD	
1995 1355 MAL Projek Pendidikan Teknik dan Vokasional	Berubah	2001/2020	58,448,803.73	58,448,803.73	52,185,500.00	6,263,303.73	25,933,209.09
<i>Jumlah Bank Pembangunan Asia</i>			58,448,803.73	58,448,803.73	52,185,500.00	6,263,303.73	25,933,209.09
<b>JUMLAH PINJAMAN MULTILATERAL</b>							216,823,070.85
<b>PINJAMAN BILATERAL</b>							
<i>Kerajaan Sepanyol - ICO (c)</i>			USD	USD	USD	USD	
2003 Institut Sepanyol Malaysia	-	2013/2034	5,900,000.00	5,900,000.00	1,920,930.20	3,979,069.80	16,475,338.51
<i>Jumlah Kerajaan Sepanyol - ICO</i>			5,900,000.00	5,900,000.00	1,920,930.20	3,979,069.80	16,475,338.51
<i>Kerajaan Kanada (c)</i>			CAD	CAD	CAD	CAD	
1985 Sistem Perkhidmatan Pelanggan Secara Automatik	-	1994/2034	2,121,123.15	2,121,123.15	1,352,215.53	768,907.62	2,437,821.61
<i>Jumlah Kerajaan Kanada</i>			2,121,123.15	2,121,123.15	1,352,215.53	768,907.62	2,437,821.61
<i>Kerajaan Perancis (c)</i>			EUR	EUR	EUR	EUR	
1994 1550 Institut Perancis Malaysia	4.850	2000/2022	17,447,766.72	17,447,766.72	17,225,571.39	222,195.33	1,030,719.70
<i>Jumlah Kerajaan Perancis</i>			17,447,766.72	17,447,766.72	17,225,571.39	222,195.33	1,030,719.70

(disambung...)

**Penyata Akaun Memorandum Liabiliti - Hutang Persekutuan (Bantuan Luar Negeri)  
pada 31 Disember 2019**

(sambungan)

Perihal	Kadar Faedah	Tarikh Tebusan	Amaun Dibenarkan Mata Wang Asing	Jumlah Terkumpul Keluaran Mata Wang Asing	Jumlah Terkumpul Bayaran Balik Mata Wang Asing	Amaun Belum Selesai Mata Wang Asing	Amaun Belum Selesai Ringgit Malaysia (d)
<b>PINJAMAN BILATERAL - (SAMB.)</b>	%						<b>RM</b>
<i>Japan International Cooperation Agency (c)</i>			<b>JPY</b>	<b>JPY</b>	<b>JPY</b>	<b>JPY</b>	
1999 MXVII-1 Dasar Pandang Ke Timur	0.750	2009/2039	12,015,524,145.00	12,015,524,145.00	4,675,529,145.00	7,339,995,000.00	279,382,229.69
1999 MXVII-2 Projek Empangan Beris	1.700	2006/2024	7,971,040,496.00	7,971,040,496.00	6,064,948,496.00	1,906,092,000.00	72,551,579.80
1999 MXVII-2A Projek Empangan Beris	0.750	2009/2039	607,460,008.00	607,460,008.00	225,299,008.00	382,161,000.00	14,546,194.14
1999 MXVII-4 Projek Pembangunan Universiti Malaysia Sarawak	0.750	2009/2039	18,402,798,269.00	18,402,798,269.00	6,641,373,269.00	11,761,425,000.00	447,675,119.78
1999 MXVII-5 Tabung Industri Kecil dan Sederhana	0.750	2009/2039	14,753,401,720.00	14,753,401,720.00	5,320,939,720.00	9,432,462,000.00	359,027,801.11
1999 MXVII-6 Projek Tabung Pinjaman Pelajaran Tinggi II	0.750	2009/2039	4,984,453,299.00	4,984,453,299.00	1,899,514,299.00	3,084,939,000.00	117,422,033.16
1999 MXVII-7 Projek Penyaluran Air Mentah dari Pahang ke Selangor	0.750	2009/2039	703,760,668.00	703,760,668.00	253,817,668.00	449,943,000.00	17,126,180.41
2000 MXVIII-2 Projek Pembedungan Negara	0.750	2010/2040	48,305,915,528.00	48,305,915,528.00	15,844,411,528.00	32,461,504,000.00	1,235,582,226.75
2005 MXIX-1 Projek Penyaluran Air Mentah dari Pahang ke Selangor II	0.950	2015/2045	82,040,000,000.00	72,228,840,490.00	13,449,182,000.00	58,779,658,490.00	2,237,330,141.10
2006 MXX-1 Projek Tabung Pinjaman Pelajaran Tinggi III	1.200	2013/2031	7,018,632,660.00	7,018,632,660.00	2,756,801,660.00	4,261,831,000.00	162,218,073.35
2012 MXXI-1 Projek Pembangunan Institut Teknolo Antarabangsa Malaysia-Jepun	0.01-2.00	2021/2042	6,271,215,698.00	6,271,215,698.00	-	6,271,215,698.00	238,701,283.11
<i>Jumlah Japan International Cooperation Agency</i>			203,074,202,491.00	193,263,042,981.00	57,131,816,793.00	136,131,226,188.00	5,181,562,862.40
<b>JUMLAH PINJAMAN BILATERAL</b>							<b>5,201,506,742.22</b>
<b>JUMLAH BANTUAN LUAR NEGERI</b>							<b>5,418,329,813.07</b>

Nota : (a) Di bawah Kuasa Akta Pinjaman (Bank Pembangunan Islam) 1977 (Akta 187).

(b) Di bawah Kuasa Akta Pinjaman (Bank Pembangunan Asia) 1968 (Akta 410).

(c) Di bawah Kuasa Akta Pinjaman Luar Negeri 1963 (Akta 403).

(d) Nilai setara kadar bertukaran asing pada 31 Disember 2019 - RM = 1 unit ( USD= 4.1405, ISD= 5.6689, CAD= 3.1705, EUR= 4.6388), RM = 100 unit (JPY= 3.8063).

# LAMPIRAN 6

## PENYATA AKAUN MEMORANDUM LIABILITI - INISIATIF PEMBIAYAAN SWASTA

PENYATA KEWANGAN KERAJAAN PERSEKUTUAN

• 2019





**Penyata Akaun Memorandum Liabiliti - Inisiatif Pembiayaan Swasta  
pada 31 Disember 2019**

Agensi / Tranche	Kadar Faedah	Tahun Keluaran	Tahun Matang	Amaun Pinjaman Asal	Amaun Belum Selesai	
					2019	2018
	%			RM	RM	RM
<b>Inisiatif Pembiayaan Swasta (PFI)</b>						
Pembinaan PFI Sdn Bhd - KWSP PFI I	3.928	2019	2034	26,037,000,000.00	18,113,051,054.68 *	14,833,406,914.55
<b>Aktiviti Pembangunan Khas Pembiayaan Swasta</b>						
Pembinaan PFI Sdn Bhd						
- KWSP2 I	4.026	2012	-	2,000,000,000.00	- *	1,127,267,572.15
- KWSP2 II	3.995	2012	-	1,800,000,000.00	- *	1,000,889,255.28
- KWSP2 I & II (1) - (rollover principal 2017)	4.381	-	-	-	- *	236,462,403.92
- KWSP2 I & II (2) - (rollover principal 2017)	4.464	-	-	-	- *	236,462,403.92
- KWSP2 III	4.271	2013	-	2,237,000,000.00	- *	1,814,252,054.38
- KWSP2 III (1) - (rollover principal 2017)	4.466	-	-	-	- *	151,205,205.44
- KWAP1 PFI II	3.995	2012	2022	1,200,000,000.00	926,534,494.60	926,534,494.60
- KWAP2 PFI II	3.997	2013	2022	788,000,000.00	602,972,512.53	602,972,512.53
- KWAP3 PFI II	4.606	2013	2023	1,975,000,000.00	1,886,990,163.25	1,886,990,163.25
MKD Aman Makmur Sdn Bhd						
- PFI IIA KWSP (Tranche 1)	4.589	2017	2027	1,700,000,000.00	1,700,000,000.00	1,700,000,000.00
- PFI IIA KWSP (Tranche 2)	4.523	2017	2027	5,000,000,000.00	5,000,000,000.00	5,000,000,000.00
- PFI IIA KWSP (Tranche 3)	4.411	2017	2027	1,000,000,000.00	1,000,000,000.00	1,000,000,000.00
- PFI IIA KWSP (Tranche 4)	4.339	2017	2027	1,400,000,000.00	1,400,000,000.00	1,400,000,000.00
- PFI IIA KWSP (Tranche 5)	4.468	2017	2027	500,000,000.00	500,000,000.00	500,000,000.00
- PFI IIA KWSP (Tranche 6)	4.558	2017	2027	400,000,000.00	400,000,000.00	400,000,000.00
- PFI IIA KWSP (Tranche 1)	4.401	2018	2028	2,000,000,000.00	2,000,000,000.00	2,000,000,000.00
- PFI IIA KWSP (Tranche 2)	4.558	2018	2028	1,600,000,000.00	1,600,000,000.00	1,600,000,000.00
- PFI IIA KWSP (Tranche 3)	4.178	2018	2028	3,700,000,000.00	3,700,000,000.00	-
Jumlah Aktiviti Pembangunan Khas Pembiayaan Swasta				27,300,000,000.00	20,716,497,170.38	21,583,036,065.47
<b>JUMLAH LIABILITI INISIATIF PEMBIAYAAN SWASTA</b>				<b>53,337,000,000.00</b>	<b>38,829,548,225.06</b>	<b>36,416,442,980.02</b>

Nota: \* Penstrukturan semula (penyatuan pinjaman) dibuat pada 21 Ogos 2019.



# LAMPIRAN 7

## PENYATA AKAUN MEMORANDUM LIABILITI - KOMITMEN JAMINAN

PENYATA KEWANGAN KERAJAAN PERSEKUTUAN

2019





**Penyata Akaun Memorandum Liabiliti - Komitmen Jaminan  
pada 31 Disember 2019**

Agensi	Dalam Negeri	Luar Negeri	Jumlah	
			2019	2018
	RM	RM	RM	RM
1Malaysia Development Berhad	5,000,000,000.00	26,913,250,000.00	31,913,250,000.00	32,208,350,000.00
Assets Global Network Sdn. Bhd.	177,030,000.00	–	177,030,000.00	227,610,000.00
Danainfra Nasional Berhad	63,820,000,000.00	–	63,820,000,000.00	52,740,000,000.00
Govco Holdings Berhad	7,200,000,000.00	–	7,200,000,000.00	7,300,000,000.00
Jambatan Kedua Sdn. Bhd.	4,600,000,000.00	1,047,546,500.00	5,647,546,500.00	5,751,122,500.00
K.L. International Airport Berhad (KLIAB)	–	–	–	94,377,547.10
Malaysia Rail-Link Sdn. Bhd.	5,300,000,000.00	13,205,798,310.71	18,505,798,310.71	18,862,350,408.20
MKD Kencana Sdn. Bhd.	3,500,000,000.00	–	3,500,000,000.00	3,500,000,000.00
Prasarana Malaysia Berhad	32,264,000,000.00	–	32,264,000,000.00	31,414,000,000.00
Sentuhan Budiman	800,000,000.00	–	800,000,000.00	800,000,000.00
SRC International Sdn. Bhd.	3,485,448,214.11	–	3,485,448,214.11	3,600,000,000.00
Suria Strategic Energy Resources Sdn. Bhd. (SSER)	–	6,707,946,842.66	6,707,946,842.66	7,925,264,367.51
TRX City Sdn. Bhd.	371,506,737.11	–	371,506,737.11	485,398,523.01
Urusharta Jamaah Sdn. Bhd.	19,600,000,000.00	–	19,600,000,000.00	–
<b>JUMLAH KOMITMEN JAMINAN</b>	<b>146,117,984,951.22</b>	<b>47,874,541,653.37</b>	<b>193,992,526,604.59</b>	<b>164,908,473,345.82</b>



# LAMPIRAN 8

## PENYATA AKAUN MEMORANDUM LIABILITI - KOMITMEN PAJAKAN KEWANGAN

PENYATA KEWANGAN KERAJAAN PERSEKUTUAN

• 2019





## Penyata Akaun Memorandum Liabiliti - Komitmen Pajak Kewangan pada 31 Disember 2019

Perihal	Amaun Belum Selesai	
	2019	2018
<b>PAJAKAN KEWANGAN KERAJAAN PERSEKUTUAN</b>	RM	RM
<b>Bangunan</b>		
Jabatan Perdana Menteri	3,425,426,795.00	2,523,283,678.16
Kementerian Belia dan Sukan	144,198,581.52	166,144,749.69
Kementerian Kemajuan Luar Bandar dan Wilayah	463,714,843.55	512,101,800.20
Kementerian Kesihatan Malaysia	2,074,087,385.82	460,893,455.90
Kementerian Komunikasi dan Multimedia	561,378,605.46	584,778,949.82
Kementerian Kerja Raya	217,460,747.34	273,633,372.09
Kementerian Luar Negeri	137,680,617.61	155,357,560.48
Kementerian Perdagangan Dalam Negeri Koperasi dan Kepenggunaan	334,763,241.94	361,107,230.97
Kementerian Perumahan dan Kerajaan Tempatan	598,624,284.15	660,939,724.30
Kementerian Pendidikan Malaysia	2,823,534,998.22	2,964,097,536.35
Kementerian Industri Utama	75,138,010.53	85,767,173.30
Kementerian Pembangunan Wanita, Keluarga dan Masyarakat Malaysia	577,927,871.32	637,518,677.81
Kementerian Sumber Manusia	206,889,204.26	179,379,387.86
Kementerian Wilayah Persekutuan	647,464,288.52	694,370,336.34
Kementerian Perdagangan Antarabangsa dan Industri Malaysia	585,627,117.25	603,230,534.71
Kementerian Pertanian dan Industri Asas Tani	530,733,374.72	656,812,625.96
Kementerian Kewangan	831,685,085.24	908,011,064.63
Kementerian Tenaga, Sains, Teknologi, Alam Sekitar dan Perubahan Iklim	342,267,598.15	202,122,058.55
Kementerian Pengangkutan	419,315,365.94	459,195,828.52
Kementerian Pelancongan, Seni dan Budaya	478,186,082.20	498,564,652.40
Kementerian Air, Tanah dan Sumber Asli	271,706,138.02	308,054,073.50
Kementerian Dalam Negeri	6,441,430,345.86	6,113,250,280.96
Jumlah Pajak Kewangan Kerajaan Persekutuan	22,189,240,582.62	20,008,614,752.50
<b>PAJAKAN KEWANGAN BADAN BERKANUN</b>		
<b>Bangunan</b>		
Universiti Teknologi Mara (UiTM) Cawangan Seremban, Negeri Sembilan	529,476,135.20	556,980,767.00
Universiti Teknologi Mara (UiTM) Cawangan Pasir Gudang, Johor	677,469,381.80	724,026,139.00
Universiti Teknologi Mara (UiTM) Cawangan Tapah, Johor	475,170,961.94	499,855,611.00
Universiti Teknologi Mara (UiTM) Cawangan Kota Samarahan, Sarawak	706,597,307.78	756,542,663.00
Universiti Teknologi Mara (UiTM) Cawangan Jasin, Melaka	645,338,837.88	689,845,721.00
Universiti Teknologi Mara (UiTM) Cawangan Puncak Alam, Selangor (Kampus Satelit A & B)	467,415,146.65	491,183,137.00
Universiti Teknologi Mara (UiTM) Cawangan Dengkil, Selangor	743,451,127.29	788,657,680.00
Universiti Teknologi Mara (UiTM) Cawangan Lendu, Melaka	98,135,406.84	104,406,840.00
Universiti Teknologi Mara (UiTM) Cawangan Bertam, Pulau Pinang	93,476,160.31	99,449,840.00
Universiti Teknologi Mara (UiTM) Cawangan Puncak Alam, Selangor	364,339,599.46	386,140,438.00
Universiti Teknologi Mara (UiTM) Cawangan Jengka, Pahang	345,750,844.12	366,439,395.00
Universiti Teknologi Mara (UiTM) Cawangan Puncak Alam, Selangor (Kampus Satelit C)	618,955,170.92	656,389,387.00
Universiti Teknologi Mara (UiTM) Cawangan Mukah, Sarawak	680,500,811.22	722,103,841.00
Universiti Teknologi Mara (UiTM) Cawangan Raub, Pahang	445,776,982.99	465,695,325.00
Universiti Teknologi Mara (UiTM) Cawangan Rembau, Negeri Sembilan	583,418,232.15	616,395,953.00
Universiti Teknologi Mara (UiTM) Cawangan Nilai, Negeri Sembilan	191,192,211.64	199,217,239.00
Universiti Islam Antarabangsa Malaysia (UIAM) cawangan Kuantan, Pahang	404,899,152.96	436,928,308.00
Universiti Islam Antarabangsa Malaysia (UIAM) - Hospital Pengajar	875,790,731.01	908,793,983.00
Universiti Islam Antarabangsa Malaysia (UIAM) - Hub Pendidikan Tinggi Pagoh	179,577,556.61	189,527,456.00
Universiti Malaysia Perlis (UniMAP)	245,716,030.95	256,172,093.00
Universiti Teknikal Malaysia (UTEM)	394,264,792.28	416,781,682.00
Universiti Pendidikan Sultan Idris (UPSI)	50,199,233.80	55,437,708.81
Universiti Tun Hussein Onn Malaysia (UTHM)	602,430,285.47	626,073,678.00
Universiti Teknologi Malaysia (UTM)	77,042,376.02	80,066,034.00
Lembaga Kemajuan Ikan Malaysia (LKIM)	400,810,212.53	416,162,605.00
Jumlah Pajak Kewangan Badan Berkanun	10,897,194,689.82	11,509,273,523.81
<b>JUMLAH KOMITMEN PAJAKAN KEWANGAN</b>	<b>33,086,435,272.44</b>	<b>31,517,888,276.31</b>



# LAMPIRAN 9

## PENYATA AKAUN MEMORANDUM LIABILITI - KOMITMEN PAMPASAN

PENYATA KEWANGAN KERAJAAN PERSEKUTUAN

• 2019





**Penyata Akaun Memorandum Liabiliti - Komitmen Pampasan  
pada 31 Disember 2019**

<i>Perihal</i>	<i>Amaun Belum Selesai</i>	
	<i>2019</i>	<i>2018</i>
	RM	RM
<b>Pampasan KONSESI Lebuhraya</b>		
Lebuhraya Shah Alam (KESAS)	–	131,611.05
Lebuhraya Bertingkat Ampang – Kuala Lumpur (AKLEH)	–	24,555.57
Jambatan kedua Pulau Pinang (JPP2)	–	27,038.50
Lebuhraya Utara-Selatan Hubungan Tengah (ELITE)	62,586,153.79	23,994,595.18
Lebuhraya Laluan Kedua Malaysia-Singapura (LINKEDUA)	–	254,908.95
Lebuhraya Bertingkat Ampang-Kuala Lumpur (AKLEH)	–	9,234,234.50
Lebuhraya Kemuning-Shah Alam (LKSA)	–	23,133.35
Lebuhraya Kajang-Seremban (LEKAS)	–	3,580,962.32
Lebuhraya KL-Karak (KLK)	–	530,000.00
Lebuhraya SMART	–	18,073,250.00
Lebuhraya KL-Putrajaya (MEX)	–	26,185,165.95
Lebuhraya Lembah Klang Selatan (SKVE)	–	2,656,854.24
Lebuhraya Pintas Selat Klang Utara Baru (NNKSB)	–	4,125,463.20
North-South Expressway (PLUS)	–	750,370,000.00
Batu Tiga, Sungai Rasau And Bukit Kayu Hitam	856,241,000.00	856,241,000.00
Setiawangsa-Pantai Expressway (SPE)	–	460,000,000.00
Laluan Kedua Malaysia-Singapura (Second Link)	36,340,000.00	14,340,000.00
Lebuhraya Pantai Timur Fasa 1 (LPT1)	34,870,000.00	–
<b>JUMLAH KOMITMEN PAMPASAN KONSESI LEBUHRAYA</b>	<b>990,037,153.79</b>	<b>2,169,792,772.81</b>



# LAMPIRAN 10

## PENYATA AKAUN MEMORANDUM JAMINAN BERKANUN

PENYATA KEWANGAN KERAJAAN PERSEKUTUAN

2019





**Penyata Akaun Memorandum Jaminan Berkanun  
pada 31 Disember 2019**

Agensi	Dalam Negeri	Luar Negeri	Jumlah	
			2019	2018
	RM	RM	RM	RM
<b>JAMINAN PENCARUM / PENDEPOSIT</b>				
Bank Simpanan Nasional	28,668,839,617.46	–	28,668,839,617.46	26,769,058,725.10
Kumpulan Wang Simpanan Pekerja	916,586,743,965.14	–	916,586,743,965.14	839,642,920,247.23
Lembaga Tabung Haji	69,417,441,060.40	–	69,417,441,060.40	74,499,889,879.76
Perbadanan Tabung Pendidikan Tinggi Nasional - SSPN-I	4,689,925,118.52	–	4,689,925,118.52	3,682,902,756.00
<b>JUMLAH JAMINAN PENCARUM / PENDEPOSIT</b>	<b>1,019,362,949,761.52</b>	<b>–</b>	<b>1,019,362,949,761.52</b>	<b>944,594,771,608.09</b>
<b>JAMINAN PINJAMAN</b>				
<b>Badan Berkanun</b>				
Lembaga Kemajuan Tanah Persekutuan (FELDA)	3,900,000,872.62	–	3,900,000,872.62	4,000,000,872.60
Lembaga Pembiayaan Perumahan Sektor Awam (LPPSA)	22,450,000,000.00	–	22,450,000,000.00	17,750,000,000.00
Perbadanan Kemajuan Negeri Pahang	60,000,000.00	–	60,000,000.00	120,000,000.00
Perbadanan PR1MA Malaysia (PR1MA)	5,000,000,000.00	–	5,000,000,000.00	5,000,000,000.00
Perbadanan Tabung Pendidikan Tinggi Nasional	37,300,000,000.00	–	37,300,000,000.00	37,700,000,000.00
<b>Jumlah Badan Berkanun</b>	<b>68,710,000,872.62</b>	<b>–</b>	<b>68,710,000,872.62</b>	<b>64,570,000,872.60</b>
<b>Syarikat</b>				
1Malaysia Development Berhad	5,000,000,000.00	–	5,000,000,000.00	5,000,000,000.00
Assets Global Network Sdn. Bhd.	354,060,000.00	–	354,060,000.00	455,220,000.00
Bank Pembangunan Malaysia Berhad (BPMB)	5,900,000,000.00	–	5,900,000,000.00	6,350,000,000.00
Bank Perusahaan Kecil & Sederhana Malaysia Bhd (SME Bank)	2,500,000,000.00	–	2,500,000,000.00	2,600,000,000.00
Danainfra Nasional Berhad	63,820,000,000.00	–	63,820,000,000.00	52,740,000,000.00
Govco Holdings Berhad	7,200,000,000.00	–	7,200,000,000.00	7,300,000,000.00
Jambatan Kedua Sdn. Bhd.	4,600,000,000.00	1,047,546,500.00	5,647,546,500.00	5,751,122,500.00
Johor Corporation (JCorp)	1,800,000,000.00	–	1,800,000,000.00	2,600,000,000.00
K.L. International Airport Berhad (KLIA)	–	–	–	94,377,547.10
Khazanah Nasional Berhad	12,500,000,000.00	–	12,500,000,000.00	15,000,000,000.00
Malaysia Debt Ventures Sdn. Bhd.	1,200,000,000.00	–	1,200,000,000.00	930,000,000.00
Malaysia Rail-Link Sdn. Bhd.	5,300,000,000.00	13,205,798,310.71	18,505,798,310.71	18,862,350,408.20
MKD Kencana Sdn. Bhd.	3,500,000,000.00	–	3,500,000,000.00	3,500,000,000.00
Pelabuhan Tanjung Pelepas Sdn. Bhd.	1,910,000,000.00	–	1,910,000,000.00	1,995,000,000.00
Penerbangan Malaysia Berhad (PMB)	388,099,918.20	–	388,099,918.20	468,547,290.07
Pengurusan Air SPV Berhad (PASB)	12,210,000,000.00	–	12,210,000,000.00	13,310,000,000.00
Prasarana Malaysia Berhad	32,264,000,000.00	–	32,264,000,000.00	31,414,000,000.00
Projek Lebuhraya Usahasama Berhad (PLUS)	11,000,000,000.00	–	11,000,000,000.00	11,000,000,000.00
Sarawak Hidro Sdn. Bhd. (SHSB)	1,000,000,000.00	–	1,000,000,000.00	1,000,000,000.00
Senai Airport Terminal Service Sdn. Bhd.	330,000,000.00	–	330,000,000.00	330,000,000.00
Sentuhan Budiman	800,000,000.00	–	800,000,000.00	800,000,000.00
SRC International Sdn. Bhd.	3,485,448,214.11	–	3,485,448,214.11	3,600,000,000.00
Suria Strategic Resources Sdn. Bhd. (SSER)	–	6,707,946,842.66	6,707,946,842.66	7,925,264,367.51
Syarikat Perumahan negara Berhad (SPNB)	530,300,000.00	–	530,300,000.00	530,300,000.00
Tenaga Nasional Berhad (TNB)	–	2,434,002,518.90	2,434,002,518.90	2,546,897,521.57
TRX City Sdn. Bhd.	371,506,737.11	–	371,506,737.11	485,398,523.01
Turus Pesawat Sdn. Bhd.	5,310,000,000.00	–	5,310,000,000.00	5,310,000,000.00
<b>Jumlah Syarikat</b>	<b>183,273,414,869.42</b>	<b>23,395,294,172.27</b>	<b>206,668,709,041.69</b>	<b>201,898,478,157.46</b>
<b>JUMLAH JAMINAN PINJAMAN</b>	<b>251,983,415,742.04</b>	<b>23,395,294,172.27</b>	<b>275,378,709,914.31</b>	<b>266,468,479,030.06</b>
<b>JUMLAH JAMINAN</b>	<b>1,271,346,365,503.56</b>	<b>23,395,294,172.27</b>	<b>1,294,741,659,675.83</b>	<b>1,211,063,250,638.15</b>



# LAMPIRAN

PENYATA KEWANGAN KERAJAAN PERSEKUTUAN

• 2019





# LAMPIRAN 1

## PERANGKAAAN KEWANGAN KERAJAAN PERSEKUTUAN 2010 - 2019

PENYATA KEWANGAN KERAJAAN PERSEKUTUAN

• 2019



**Perangkaan Kewangan Kerajaan Persekutuan, 2010 - 2019  
(dalam RM juta)**

	2019	2018	2017	2016	2015	2014	2013	2012	2011	2010
<b>Penyata Kedudukan Kewangan</b>										
<i>Wang Awam</i>										
Wang Tunai	20,497	23,648	18,064	16,063	22,973	17,427	25,051	29,356	24,467	21,350
Pelaburan	38,734	29,262	24,120	23,310	25,754	23,414	24,032	24,049	22,843	20,566
<b>Jumlah Wang Awam</b>	<b>59,231</b>	<b>52,910</b>	<b>42,184</b>	<b>39,373</b>	<b>48,727</b>	<b>40,841</b>	<b>49,083</b>	<b>53,405</b>	<b>47,310</b>	<b>41,916</b>
<i>Kumpulan Wang Disatukan</i>										
Akaun Hasil Disatukan <sup>1</sup>	11,863	11,863	11,863	11,863	11,863	11,863	11,863	11,863	11,863	11,863
Akaun Pinjaman Disatukan	16,278	15,224	33,482	20,324	28,386	39,592	26,380	28,905	38,909	26,068
Akaun Amanah Disatukan	31,090	25,823	(3,161)	7,186	8,478	(10,614)	10,840	12,637	(3,462)	3,985
<b>Jumlah Kumpulan Wang Disatukan</b>	<b>59,231</b>	<b>52,910</b>	<b>42,184</b>	<b>39,373</b>	<b>48,727</b>	<b>40,841</b>	<b>49,083</b>	<b>53,405</b>	<b>47,310</b>	<b>41,916</b>
<b>Kumpulan Wang Disatukan</b>										
<i>Akaun Hasil Disatukan</i>										
Baki pada 1 Januari	(706,731)	(652,558)	(610,385)	(570,638)	(531,961)	(493,495)	(453,385)	(408,829)	(365,238)	(320,467)
Hasil (-) Perbelanjaan Mengurus (tidak termasuk pindahan ke Kumpulan Wang Pembangunan)	264,415 263,343	232,883 230,960	220,406 217,695	212,421 210,173	219,089 216,998	220,626 219,589	213,370 211,270	207,913 205,537	185,419 182,594	159,653 151,633
<b>Lebihan/(Kurangan) Akaun Semasa</b>	<b>1,072</b>	<b>1,922</b>	<b>2,711</b>	<b>2,248</b>	<b>2,091</b>	<b>1,037</b>	<b>2,100</b>	<b>2,376</b>	<b>2,825</b>	<b>8,020</b>
(-) Perbelanjaan Pembangunan	54,173	56,095	44,884	41,995	40,768	39,503	42,210	46,932	46,416	52,791
<b>Lebihan/(Kurangan) bagi Tahun</b>	<b>(53,101)</b>	<b>(54,173)</b>	<b>(42,173)</b>	<b>(39,747)</b>	<b>(38,677)</b>	<b>(38,466)</b>	<b>(40,110)</b>	<b>(44,556)</b>	<b>(43,591)</b>	<b>(44,771)</b>
<b>Baki pada 31 Disember</b>	<b>(759,832)</b>	<b>(706,731)</b>	<b>(652,558)</b>	<b>(610,385)</b>	<b>(570,638)</b>	<b>(531,961)</b>	<b>(493,495)</b>	<b>(453,385)</b>	<b>(408,829)</b>	<b>(365,238)</b>
<i>Akaun Pinjaman Disatukan</i>										
Baki pada 1 Januari	15,224	33,482	20,324	28,386	39,592	26,380	28,905	38,909	26,068	8,360
Pinjaman Bersih	55,509	54,107	40,391	38,517	43,743	42,588	40,505	46,728	48,211	45,394
Pindahan	(55,456)	(72,365)	(27,233)	(46,579)	(54,949)	(29,376)	(43,030)	(56,732)	(35,370)	(27,686)
<b>Baki pada 31 Disember</b>	<b>16,278</b>	<b>15,224</b>	<b>33,482</b>	<b>20,324</b>	<b>28,386</b>	<b>39,592</b>	<b>26,380</b>	<b>28,905</b>	<b>38,909</b>	<b>26,068</b>
<i>Akaun Amanah Disatukan</i>										
Baki pada 1 Januari	25,823	(3,161)	7,186	8,478	(10,614)	10,840	12,637	(3,462)	3,985	23,312
Terimaan/(Bayaran) Bersih	5,267	28,984	(10,347)	(1,292)	19,092	(21,454)	(1,797)	16,099	(7,447)	(19,327)
<b>Baki pada 31 Disember</b>	<b>31,090</b>	<b>25,823</b>	<b>(3,161)</b>	<b>7,186</b>	<b>8,478</b>	<b>(10,614)</b>	<b>10,840</b>	<b>12,637</b>	<b>(3,462)</b>	<b>3,985</b>
<b>Kewangan</b>										
Lebihan/(Kurangan) Akaun Semasa	-	-	-	-	-	-	-	-	-	-
Lebihan/(Kurangan) Akaun Pembangunan <sup>2</sup>	51,370	53,385	(40,321)	(38,400)	(37,193)	(37,353)	(38,541)	(41,921)	(42,509)	(43,500)
<b>Lebihan/(Kurangan) Keseluruhan</b>	<b>51,370</b>	<b>53,385</b>	<b>(40,321)</b>	<b>(38,400)</b>	<b>(37,193)</b>	<b>(37,353)</b>	<b>(38,541)</b>	<b>(41,921)</b>	<b>(42,509)</b>	<b>(43,500)</b>
Dibiayai oleh:										
Pinjaman Bersih Dalam Negeri <sup>3</sup>	50,465	52,508	40,750	37,859	42,630	42,957	38,326	46,742	47,668	41,756
Pinjaman Bersih Luar Negeri	(193)	(320)	(341)	1,312	726	(359)	(221)	(14)	550	3,664
Baki Akaun	(101,642)	(105,573)	(88)	(771)	(6,163)	(5,245)	436	(4,807)	(5,709)	(1,920)
<b>Jumlah</b>	<b>(51,370)</b>	<b>(53,385)</b>	<b>40,321</b>	<b>38,400</b>	<b>37,193</b>	<b>37,353</b>	<b>38,541</b>	<b>41,921</b>	<b>42,509</b>	<b>43,500</b>
<b>Perubahan Dalam Kedudukan Kewangan</b>										
<i>Punca Dana</i>										
Hasil	263,820	232,694	220,158	212,019	219,088	219,075	209,152	203,908	185,419	159,653
Terimaan Kumpulan Wang Pembangunan	1,678	773	1,852	1,347	1,030	1,095	2,157	2,608	866	816
Terimaan Bersih Kumpulan Wang Amanah Lain	(35,738)	8,930	1,624	-	-	-	-	-	-	-
<b>Jumlah Punca Dana</b>	<b>229,760</b>	<b>242,397</b>	<b>223,634</b>	<b>213,366</b>	<b>220,118</b>	<b>220,170</b>	<b>211,309</b>	<b>206,516</b>	<b>186,285</b>	<b>160,469</b>
<i>Penggunaan Dana</i>										
Perbelanjaan Mengurus (tidak termasuk pindahan ke Kumpulan Wang Pembangunan)	224,775	229,684	216,330	208,381	215,045	216,490	207,752	199,666	182,594	151,633
Perbelanjaan Pembangunan	54,173	56,095	44,884	41,995	40,768	39,469	42,210	46,932	46,416	52,792
Bayaran Bersih Kumpulan Wang Amanah Lain	-	-	-	10,960	640	15,024	3,771	551	308	3,769
<b>Jumlah Penggunaan Dana</b>	<b>278,948</b>	<b>285,779</b>	<b>261,214</b>	<b>261,336</b>	<b>256,453</b>	<b>270,983</b>	<b>253,733</b>	<b>247,149</b>	<b>229,318</b>	<b>208,194</b>
<b>Tambahan/(Kurangan) Dana</b>	<b>(49,188)</b>	<b>(43,382)</b>	<b>(37,580)</b>	<b>(47,970)</b>	<b>(36,335)</b>	<b>(50,813)</b>	<b>(42,424)</b>	<b>(40,633)</b>	<b>(43,033)</b>	<b>(47,725)</b>
<b>Perubahan Dalam Modal Kerja</b>										
Tambahan/(Kurangan) Wang Tunai dan Pelaburan	6,321	10,725	2,811	(9,453)	7,411	(8,242)	(4,319)	6,095	5,178	(2,330)
Pinjaman Bersih Dalam dan Luar Negeri	(55,509)	(54,107)	(40,391)	(38,517)	(43,746)	(42,571)	(38,105)	(46,728)	(48,211)	(45,395)
<b>Tambahan/(Kurangan) Modal Kerja</b>	<b>(49,188)</b>	<b>(43,382)</b>	<b>(37,580)</b>	<b>(47,970)</b>	<b>(36,335)</b>	<b>(50,813)</b>	<b>(42,424)</b>	<b>(40,633)</b>	<b>(43,033)</b>	<b>(47,725)</b>

Nota : (1) - Baki terkumpul sebelum tahun 1996.

(2) - Tidak termasuk pindahan dari Akaun Pinjaman Disatukan.

(3) - Tidak termasuk Bil Perbendaharaan.

(disambung...)

**Perangkaan Kewangan Kerajaan Persekutuan, 2010 - 2019**  
(dalam RM juta)

(sambungan)

	2019	2018	2017	2016	2015	2014	2013	2012	2011	2010
<b>Hasil</b>										
Cukai Langsung	134,723	130,035	116,024	109,608	111,770	126,743	120,523	116,937	102,242	79,008
Cukai Tidak Langsung	45,843	44,026	61,634	59,736	27,012	37,462	35,430	34,706	32,643	30,507
Terimaan Lain	83,849	58,822	42,748	43,077	80,307	56,421	57,417	56,270	50,534	50,138
<b>Jumlah Hasil</b>	<b>264,415</b>	<b>232,883</b>	<b>220,406</b>	<b>212,421</b>	<b>219,089</b>	<b>220,626</b>	<b>213,370</b>	<b>207,913</b>	<b>185,419</b>	<b>159,653</b>
<b>Perbelanjaan Mengurus</b>										
Emolumen	80,534	79,989	77,036	73,108	70,050	66,947	61,001	60,016	50,148	46,663
Perkhidmatan dan Bekalan	31,507	35,283	34,738	30,070	36,373	34,259	33,860	31,963	28,949	23,841
Aset	770	447	516	676	1,723	1,802	1,415	1,770	2,665	1,869
Pemberian dan Kenaan Bayaran Tetap <sup>4</sup>	148,777	114,144	104,365	107,653	109,835	116,134	115,862	112,698	102,519	86,125
Perbelanjaan Lain	1,755	1,097	1,040	914	1,108	1,484	1,232	1,466	1,138	1,155
<b>Jumlah Perbelanjaan Mengurus</b>	<b>263,343</b>	<b>230,960</b>	<b>217,695</b>	<b>212,421</b>	<b>219,089</b>	<b>220,626</b>	<b>213,370</b>	<b>207,913</b>	<b>185,419</b>	<b>159,653</b>
<b>Pinjaman</b>										
<i>Terimaan Pinjaman Dalam Negeri</i>										
Bil Perbendaharaan	11,778	16,229	15,269	7,876	12,551	6,569	6,500	6,401	6,679	6,336
Terbitan Pelaburan Kerajaan	60,012	64,305	53,500	42,500	41,000	33,500	41,000	42,000	36,000	21,000
Sekuriti Kerajaan Malaysia	59,465	51,030	60,416	43,500	54,253	57,240	59,457	54,244	57,312	37,100
Pinjaman Pasaran	-	-	-	-	-	-	-	-	-	-
SUKUK	-	-	-	-	-	-	-	-	-	2,399
Pinjaman Lain	-	-	-	-	8,000	11,500	4,400	5,500	7,100	5,900
<b>Jumlah Terimaan Pinjaman Dalam Negeri</b>	<b>131,255</b>	<b>131,564</b>	<b>129,185</b>	<b>93,876</b>	<b>115,804</b>	<b>108,809</b>	<b>111,357</b>	<b>108,145</b>	<b>107,091</b>	<b>72,735</b>
<i>Terimaan Pinjaman Luar Negeri</i>										
Pinjaman Pasaran	7,170	-	-	5,837	5,303	-	-	-	5,961	4,047
Pinjaman Projek	134	36	63	145	256	274	413	683	508	448
Pinjaman Lain	-	-	-	-	-	-	-	-	-	-
<b>Jumlah Terimaan Pinjaman Luar Negeri</b>	<b>7,304</b>	<b>36</b>	<b>63</b>	<b>5,982</b>	<b>5,559</b>	<b>274</b>	<b>413</b>	<b>683</b>	<b>6,469</b>	<b>4,495</b>
<b>Jumlah Terimaan Pinjaman</b>	<b>138,559</b>	<b>131,600</b>	<b>129,248</b>	<b>99,858</b>	<b>121,363</b>	<b>109,083</b>	<b>111,770</b>	<b>108,828</b>	<b>113,560</b>	<b>77,230</b>
<i>Bayaran Balik Dalam Negeri</i>										
Bil Perbendaharaan	13,710	14,310	15,287	8,053	12,165	6,579	6,500	6,404	6,686	6,361
Terbitan Pelaburan Kerajaan	24,000	27,500	20,000	22,000	12,500	20,500	12,000	8,500	7,500	5,500
Sekuriti Kerajaan Malaysia	43,412	35,327	53,166	26,141	43,823	32,683	46,532	39,808	40,592	18,378
Pinjaman Pasaran	-	-	-	-	-	-	-	-	-	-
SUKUK	1,600	-	-	-	-	-	2,399	4,594	152	165
Pinjaman Lain	-	-	-	-	4,300	6,100	5,600	2,100	4,500	600
<b>Jumlah Bayaran Balik Dalam Negeri</b>	<b>82,722</b>	<b>77,137</b>	<b>88,453</b>	<b>56,194</b>	<b>72,788</b>	<b>65,862</b>	<b>73,031</b>	<b>61,406</b>	<b>59,430</b>	<b>31,004</b>
<i>Bayaran Balik Luar Negeri</i>										
Pinjaman Pasaran	-	-	-	4,670	4,420	-	-	-	5,216	-
Pinjaman Projek	327	356	404	-	413	633	634	697	703	831
Pinjaman Lain	-	-	-	-	-	-	-	-	-	-
<b>Jumlah Bayaran Balik Luar Negeri</b>	<b>327</b>	<b>356</b>	<b>404</b>	<b>4,670</b>	<b>4,833</b>	<b>633</b>	<b>634</b>	<b>697</b>	<b>5,919</b>	<b>831</b>
<b>Jumlah Bayaran Balik</b>	<b>83,049</b>	<b>77,493</b>	<b>88,453</b>	<b>60,864</b>	<b>77,621</b>	<b>66,495</b>	<b>73,665</b>	<b>62,103</b>	<b>65,349</b>	<b>31,835</b>
<i>Pinjaman Bersih Dalam Negeri</i>										
Bil Perbendaharaan	(1,932)	1,919	(18)	(177)	386	(10)	-	(3)	(7)	(25)
Terbitan Pelaburan Kerajaan	36,012	36,805	33,500	20,500	28,500	13,000	29,000	33,500	28,500	15,500
Sekuriti Kerajaan Malaysia	16,053	15,703	7,250	17,359	10,430	24,557	12,925	14,436	16,720	18,722
Pinjaman Pasaran	-	-	-	-	-	-	-	-	-	-
SUKUK	(1,600)	-	-	-	-	-	(2,399)	(4,594)	(152)	2,234
Pinjaman Lain	-	-	-	-	3,700	5,400	(1,200)	3,400	2,600	5,300
<b>Jumlah Pinjaman Bersih Dalam Negeri</b>	<b>48,533</b>	<b>54,427</b>	<b>40,732</b>	<b>37,682</b>	<b>43,016</b>	<b>42,947</b>	<b>38,326</b>	<b>46,739</b>	<b>47,661</b>	<b>41,731</b>
<i>Pinjaman Bersih Luar Negeri</i>										
Pinjaman Pasaran	7,170	-	-	1,167	883	-	-	-	745	4,047
Pinjaman Projek	(193)	(320)	(341)	145	(157)	(359)	(221)	(14)	(195)	(383)
Pinjaman Lain	-	-	-	-	-	-	-	-	-	-
<b>Jumlah Pinjaman Bersih Luar Negeri</b>	<b>6,977</b>	<b>(320)</b>	<b>(341)</b>	<b>1,312</b>	<b>726</b>	<b>(359)</b>	<b>(221)</b>	<b>(14)</b>	<b>550</b>	<b>3,664</b>
<b>Jumlah Pinjaman Bersih</b>	<b>55,510</b>	<b>54,107</b>	<b>40,391</b>	<b>38,994</b>	<b>43,742</b>	<b>42,588</b>	<b>38,105</b>	<b>46,725</b>	<b>48,211</b>	<b>45,395</b>
<b>Kumpulan Wang Pembangunan</b>										
Baki pada 1 Januari	(27,786)	(46,766)	(33,677)	(41,856)	(53,912)	(40,535)	(43,824)	(55,235)	(45,496)	(24,382)
<i>Penerimaan</i>										
Caruman dari Akaun Hasil Disatukan	1,072	1,922	2,711	2,248	2,091	1,037	2,100	2,376	2,825	8,020
Pindahan dari Akaun Pinjaman Disatukan	54,456	72,365	27,232	46,579	49,249	23,976	41,830	53,332	32,770	22,386
Lain-lain	1,731	788	1,852	1,347	1,483	1,114	1,569	2,635	1,082	1,272
<b>Jumlah Penerimaan</b>	<b>57,259</b>	<b>75,075</b>	<b>31,795</b>	<b>50,174</b>	<b>52,823</b>	<b>26,127</b>	<b>45,499</b>	<b>58,343</b>	<b>36,677</b>	<b>31,678</b>

Nota : (4) - Termasuk caruman ke Kumpulan Wang Pembangunan.

(disambung...)

**Perangkaan Kewangan Kerajaan Persekutuan, 2010 - 2019**  
(dalam RM juta)

(sambungan)

	2019	2018	2017	2016	2015	2014	2013	2012	2011	2010
<b>Kumpulan Wang Pembangunan - (Samb.)</b>										
<i>Pembayaran</i>										
<i>Perbelanjaan Pembangunan</i>										
Langsung	52,058	54,405	42,277	40,052	38,596	37,624	40,473	44,978	44,917	49,097
Pinjaman	2,115	1,690	2,607	1,943	2,171	1,880	1,737	1,954	1,499	3,695
<i>Jumlah Pembayaran</i>	54,173	56,095	44,884	41,995	40,767	39,504	42,210	46,932	46,416	52,792
<i>Lebihan/(Kurangan) bagi Tahun</i>	3,086	18,990	(13,089)	8,179	12,056	(13,377)	3,289	11,411	(9,739)	(21,114)
<i>Baki pada 31 Disember</i>	(24,700)	(27,786)	(46,766)	(33,677)	(41,856)	(53,912)	(40,535)	(43,824)	(55,235)	(45,496)
<b>Kumpulan Wang Pinjaman Perumahan</b>										
Baki pada 1 Januari	-	-	-	-	1,240	1,325	1,515	1,908	3,213	1,758
Terimaan/(Bayaran) Bersih	-	-	-	-	544	(86)	(190)	(393)	(1,305)	1,455
<i>Baki pada 31 Disember</i>	-	-	-	-	1,784	1,239	1,325	1,515	1,908	3,213
<b>Pelbagai Kumpulan Wang Amanah Kerajaan</b>										
Baki pada 1 Januari	31,538	23,225	23,092	29,980	23,282	29,605	35,752	34,555	29,920	28,541
Terimaan/(Bayaran) Bersih	3,591	8,313	133	(6,888)	6,698	(6,323)	(6,147)	1,197	4,635	1,379
<i>Baki pada 31 Disember</i>	35,129	31,538	23,225	23,092	29,980	23,282	29,605	35,752	34,555	29,920
<b>Kumpulan Wang Amanah Awam</b>										
Baki pada 1 Januari	10,211	9,262	8,220	9,456	8,580	10,707	9,740	6,320	7,722	9,403
Terimaan/(Bayaran) Bersih	(717)	949	1,042	(1,236)	876	(2,127)	967	3,420	(1,402)	(1,681)
<i>Baki pada 31 Disember</i>	9,494	10,211	9,262	8,220	9,456	8,580	10,707	9,740	6,320	7,722
<b>Wang Deposit</b>										
Baki pada 1 Januari	11,859	11,118	9,551	9,114	10,197	9,738	9,454	8,990	8,626	7,993
Terimaan/(Bayaran) Bersih	(691)	741	1,567	437	(1,083)	459	284	464	364	633
<i>Baki pada 31 Disember</i>	11,168	11,859	11,118	9,551	9,114	10,197	9,738	9,454	8,990	8,626
<b>Wang Tunai</b>										
Wang Tunai Dalam Bank	19,723	22,213	16,664	14,880	22,031	16,479	24,151	28,543	23,788	20,779
Wang Tunai Dalam Tangan dan Dalam Perjalanan	774	1,435	1,400	1,183	942	948	900	813	679	571
<i>Jumlah Wang Tunai</i>	20,497	23,648	18,064	16,063	22,973	17,427	25,051	29,356	24,467	21,350
<b>Pelaburan</b>										
Pelaburan Kumpulan Wang Amanah	26,203	21,577	17,146	16,204	17,013	14,764	13,673	13,389	13,019	12,417
Pelaburan Am	12,530	7,685	6,974	7,106	8,741	8,650	10,359	10,660	9,824	8,149
<i>Jumlah Pelaburan</i>	38,734	29,262	24,120	23,310	25,754	23,414	24,032	24,049	22,843	20,566
<b>Pinjaman Boleh Dituntut</b>										
Kerajaan Negeri	16,345	18,221	18,785	18,164	17,901	16,470	15,941	15,797	16,820	18,170
Pihak Berkuasa Tempatan	185	192	298	305	444	451	458	520	500	507
Badan Berkanun	6,954	6,328	6,338	6,363	6,358	6,821	6,656	14,073	12,396	10,415
Koperasi	248	265	271	258	208	158	178	197	195	196
Syarikat	31,922	30,764	30,522	28,634	28,956	28,857	29,624	25,509	24,744	24,228
Perseorangan	292	266	366	354	51,223	44,061	36,460	36,566	31,347	26,160
Pelbagai	1,715	1,761	1,864	1,735	1,731	2,218	3,128	2,952	2,836	2,643
<i>Jumlah Pinjaman Boleh Dituntut</i>	57,661	57,797	58,444	55,813	106,821	99,036	92,445	95,614	88,838	82,319
<b>Hutang Persekutuan</b>										
<i>Hutang Persekutuan Dalam Negeri</i>										
Bil Perbendaharaan	4,500	6,500	4,500	4,500	4,700	4,320	4,320	4,320	4,320	4,320
Terbitan Pelaburan Kerajaan	338,800	304,300	268,000	234,500	214,000	185,500	172,500	143,500	110,000	81,500
Sekuriti Kerajaan Malaysia	394,133	380,345	364,672	357,422	340,063	329,632	305,075	292,150	277,713	260,993
SUKUK	-	-	-	-	-	-	-	2,399	6,992	7,143
Pinjaman Lain	26,800	28,400	28,400	28,400	50,300	46,600	41,200	42,400	39,000	36,400
<i>Jumlah Hutang Persekutuan Dalam Negeri</i>	764,233	719,545	665,572	624,822	609,063	566,052	523,095	484,769	438,025	390,356
<i>Hutang Persekutuan Luar Negeri</i>										
Pinjaman Pasaran	23,347	15,906	15,580	17,211	15,179	11,469	10,791	10,053	10,403	9,355
Bantuan Luar Negeri	5,418	5,597	5,685	6,442	6,298	5,307	5,971	6,795	7,700	7,390
Pinjaman Lain	-	-	-	-	-	-	-	-	-	-
<i>Jumlah Hutang Persekutuan Luar Negeri</i>	28,765	21,503	21,265	23,653	21,477	16,776	16,762	16,848	18,103	16,745
<i>Jumlah Hutang Persekutuan</i>	792,998	741,048	686,837	648,475	630,540	582,828	539,857	501,617	456,128	407,101
<b>Jaminan</b>										
Pinjaman Dalam Negeri	251,983	242,225	218,603	182,542	173,827	167,838	152,715	136,876	109,140	89,262
Pinjaman Luar Negeri	23,395	24,244	19,588	4,782	3,901	4,181	4,785	6,233	7,618	7,645
<i>Jumlah Jaminan</i>	275,378	266,469	238,191	187,324	177,728	172,019	157,500	143,109	116,758	96,907

# LAMPIRAN 2

**CARTA ORGANISASI  
KEMENTERIAN KEWANGAN MALAYSIA**

**CARTA ORGANISASI  
JABATAN AKAUNTAN NEGARA MALAYSIA**

PENYATA KEWANGAN KERAJAAN PERSEKUTUAN

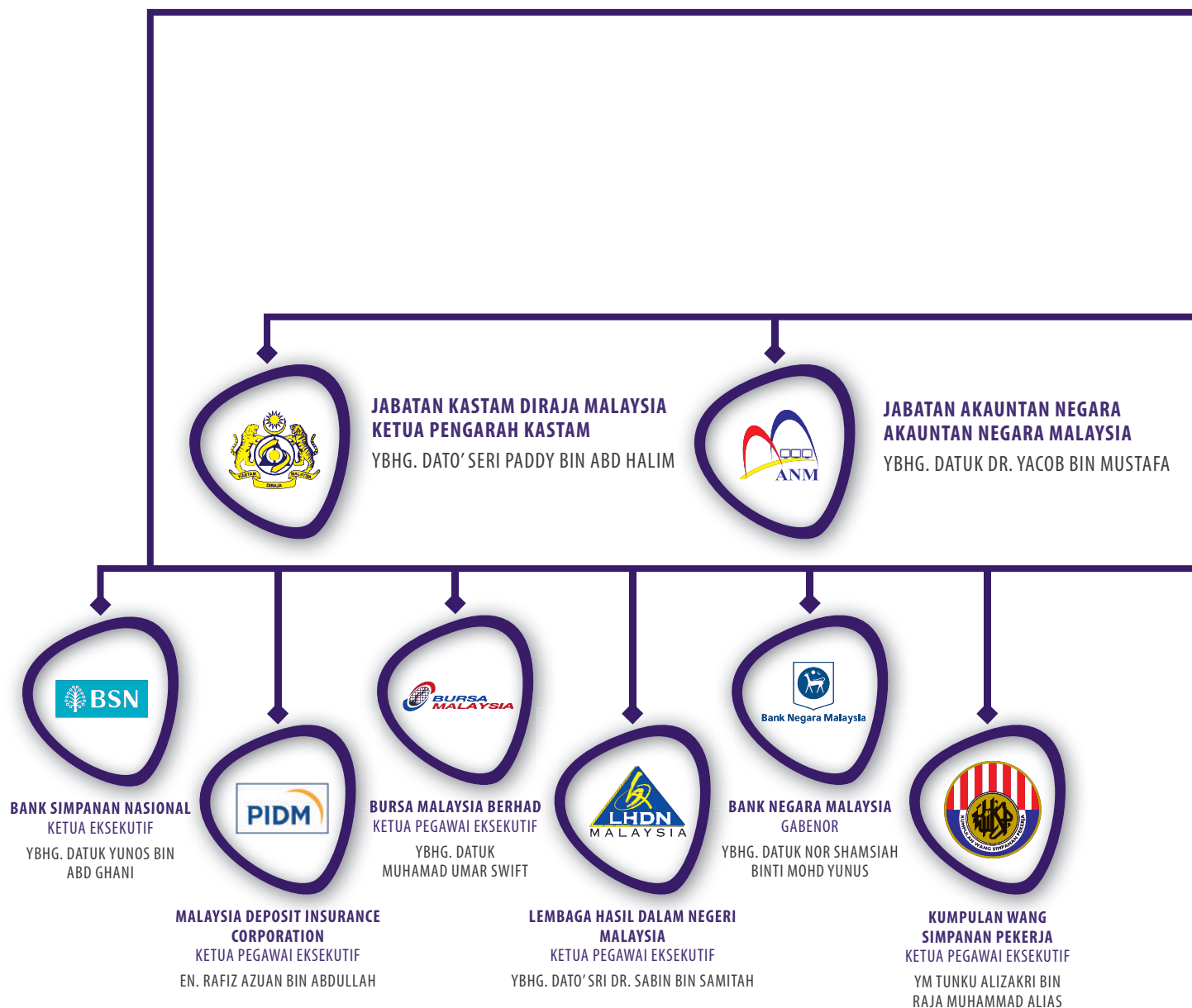
2019



# CARTA ORGANISASI

KEMENTERIAN KEWANGAN MALAYSIA

(pada 31 Disember 2019)





**MENTERI KEWANGAN**  
YB. TUAN LIM GUAN ENG



**TIMBALAN MENTERI KEWANGAN**  
YB. DATO' IR HAJI AMIRUDDIN BIN HAMZAH



**PERBENDAHARAAN MALAYSIA  
KETUA SETIAUSAHA PERBENDAHARAAN**  
YBHG. TAN SRI AHMAD BADRI BIN MOHD ZAHIR



**JABATAN PENILAIAN DAN  
PERKHIDMATAN HARTA  
KETUA PENGARAH PENILAIAN DAN  
PERKHIDMATAN HARTA**  
YBHG. SR HAJI MOHD KHAIRUDIN BIN  
ABD HALIM



**UNIT KERJASAMA AWAM SWASTA  
KETUA PENGARAH**  
KOSONG



**SURUHANJAYA SEKURITI  
SETIAUSAHA**  
YBHG. DATUK SYED ZAID BIN  
ALBAR



**LEMBAGA PERKHIDMATAN  
KEWANGAN LABUAN**  
KETUA PENGARAH  
EN. DANIAL MAH BIN ABDULLAH



**YAYASAN TUN RAZAK  
SETIAUSAHA**  
YM TENGKU HARITH BIN  
TENGKU AZIZ



**LEMBAGA TOTALISATOR  
MALAYSIA**  
KETUA PEGAWAI EKSEKUTIF  
YBHG. DATO' ABDUL RAUF BIN SANI



**KUMPULAN WANG  
PERSARAAN  
(DIPERBADANKAN)**  
KETUA PEGAWAI EKSEKUTIF  
YBRS. TUAN SYED HAMADAH  
BIN OTHMAN

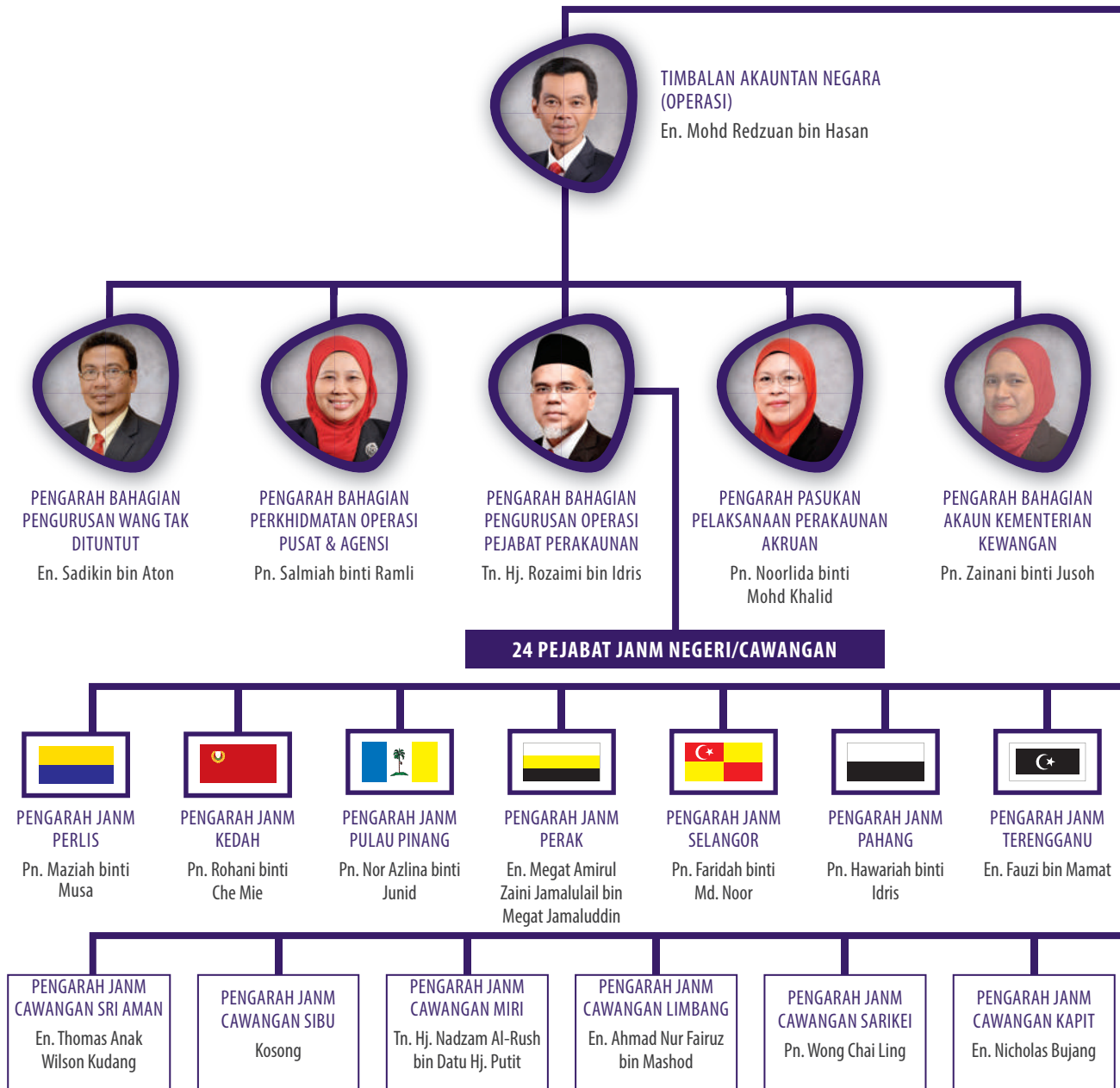


**LEMBAGA PEMBIAYAAN  
PERUMAHAN  
SEKTOR AWAM**  
KETUA PEGAWAI EKSEKUTIF  
YBHG. DATO' KAMAL BIN  
MOHD ALI

# CARTA ORGANISASI

## JABATAN AKAUNTAN NEGARA MALAYSIA

(seperti pada 31 Disember 2019)





**KETUA SETIAUSAHA PERBENDAHARAAN**  
YBhg. Tan Sri Ahmad Badri bin Mohd Zahir



**AKAUNTAN NEGARA MALAYSIA**  
YBhg. Datuk Dr. Yacob bin Mustafa



**TIMBALAN AKAUNTAN NEGARA (KORPORAT)**  
YBhg. Dato' Hj. Zamimi bin Awang



**PENGARAH BAHAGIAN KHIDMAT PERUNDING**  
En. Muniandy A/L Govindasamy



**PENGARAH BAHAGIAN PEMBANGUNAN PERAKAUNAN & PENGURUSAN**  
En. Jafril bin Junit



**PENGARAH BAHAGIAN PENGURUSAN TEKNOLOGI MAKLUMAT**  
Pn. Hanita binti Bunjari



**PENGARAH INSTITUT PERAKAUNAN NEGARA**  
En. Burhanudin bin Mohd Noor



**PENGARAH BAHAGIAN PENGURUSAN AUDIT DALAM**  
Pn. Hamidah binti Noh



**PENGARAH JANM SARAWAK**  
Tn. Hj. Husaini bin Abu



**PENGARAH JANM SABAH**  
Pn. Tunganai binti Datu Alang



**PENGARAH JANM KELANTAN**  
En. Shahrin bin Haji Shaari



**PENGARAH JANM NEGERI SEMBILAN**  
En. Mohamad Nor Azam bin Sabtu



**PENGARAH JANM MELAKA**  
Pn. Shabibah binti Bachok



**PENGARAH JANM JOHOR**  
Pn. Kalthom binti Salim

**PENGARAH JANM CAWANGAN BINTULU**  
Pn. Norhafizah binti Md. Diyah

**PENGARAH JANM CAWANGAN LABUAN**  
Pn. Ng Peik See

**PENGARAH JANM CAWANGAN SANDAKAN**  
Pn. Masniah binti Laganing

**PENGARAH JANM CAWANGAN TAWAU**  
En. Suryamulyono bin Jakobus

**PENGARAH JANM CAWANGAN KENINGAU**  
En. Yeoh Hong Choon @ Asyhraff





GOVERNMENT OF MALAYSIA

# FEDERAL GOVERNMENT FINANCIAL STATEMENTS

*PENYATA KEWANGAN  
KERAJAAN PERSEKUTUAN*

# 2019

PUBLISHED BY AUTHORITY



# FEDERAL GOVERNMENT FINANCIAL STATEMENTS 2019

**T**he Federal Government Financial Statements 2019 are prepared by the Accountant General of Malaysia in compliance with Section 16(1) of the Financial Procedure Act 1957 [Act 61] and audited by the Auditor General before being tabled in Parliament in compliance with Section 16(2) of the same Act.

The Federal Government Financial Statements are prepared to provide information about the financial position, cash flow and financial performance. These Financial Statements report all the financial transactions pertaining to the sources and uses of financial resources as appropriated by Parliament for the financial year of 2019.

The Federal Government Financial Statements are presented in accordance with the best practices to facilitate understanding and analysis by users of financial statements. The Financial Statements comprise the Statement of Financial Position, Statement of Cash Receipts and Payments, Statement of Financial Performance and Notes to the Financial Statements as well as Statement of Memorandum Account for Assets and Liabilities.



# CONTENTS

## FEDERAL GOVERNMENT FINANCIAL STATEMENTS

### FEDERAL GOVERNMENT FINANCIAL REVIEW

Executive Summary	3
Accountant General of Malaysia's Report	11

### FINANCIAL STATEMENTS

Auditor General's Certificate	34
Glossary of Federal Government Financial Statements	39
Statement by Secretary General of Treasury and Accountant General of Malaysia	40
Statement of Financial Position	41
Statement of Cash Receipts and Payments	42
Statements of Financial Performance	44
Statement of Memorandum Accounts	45
Notes to the Financial Statements	46

### ATTACHMENTS TO THE NOTES

Attachment 1 Statement of Operating Expenditures	65
Attachment 2 Statement of Development Expenditures	74
Attachment 3 Statement of Memorandum Account - Recoverable Loans and Advances	79
Attachment 4 Statement of Memorandum Account - Investments	85
Attachment 5 Statement of Memorandum Account of Liability - Federal Debt	91
Attachment 6 Statement of Memorandum Account of Liability - Private Finance Initiatives	97
Attachment 7 Statement of Memorandum Account of Liability - Guarantee Commitments	101
Attachment 8 Statement of Memorandum Account of Liability - Finance Lease Commitments	105
Attachment 9 Statement of Memorandum Account - Compensation Commitment	109
Attachment 10 Statement of Memorandum Account - Statutory Guarantees	113

### APPENDICES

Federal Government Financial Statistics 2010 - 2019	118
Organisation Chart - Ministry of Finance, Malaysia	122
Organisation Chart - Accountant General's Department of Malaysia	124

PDF Format at [www.anm.gov.my](http://www.anm.gov.my)

ACCOUNTANT GENERAL'S DEPARTMENT OF MALAYSIA (AGD)  
Level 1-8, Ministry of Finance Complex, No. 1, Persiaran Perdana, Precint 2, 62594 Putrajaya, MALAYSIA  
T: +603 8882 1000  
F: +603 8889 5821



# EXECUTIVE SUMMARY

FEDERAL GOVERNMENT FINANCIAL STATEMENTS

2019





# EXECUTIVE SUMMARY

The financial position of Federal Government in 2019 remained stable despite of operating in challenging economic environment. In order to improve the financial sustainability and efficiency, various initiatives have been taken to optimize spending and increase revenues while closely monitoring the Federal Government's debts and liabilities.

The 2019 Budget allocated RM316.55 billion (inclusive of allocation for contingency savings of RM2.00 billion) to implement strategies, development programmes and projects that focused on well being of the people, transformation and economic development of this country. Federal Government revenues in 2019 was RM264.41 billion as compared to RM263.30 billion of total estimated revenue. Meanwhile, Federal Government expenditures in 2019 was RM317.51 billion as compared to RM314.33 billion of revised budget amount. Consequently, the Federal Government reported deficit of RM51.37 billion, which was 3.4% from Gross Domestic Product (2018: 3.7%).

The Consolidated Fund in 2019 stood at RM59.23 billion, increased by RM6.32 billion (11.94%) as compared to RM52.91 billion in 2018. Public Monies held for The Consolidated Fund in 2019 comprised Cash balance amounted to RM20.50 billion and Investments amounted to RM38.73 billion.

The Federal Government Assets as reported in the Statement of Memorandum Accounts comprised Account Receivables amounted to RM94.11 billion and Investments amounted to RM32.04 billion. The Federal Government Liabilities comprised of Federal Debt amounted to RM793.00 billion (in which debt service charges were RM32.93 billion, 12.45% of total Operating Expenditure), Private Finance Initiative Liabilities amounted to RM38.83 billion, Financial Commitment Liabilities amounted to RM247.46 billion and Other Liabilities amounted to RM0.84 billion. Contingent Liabilities in 2019 were Statutory Guarantees amounted to RM1,294.74 billion which comprised of Depositors Guarantee amounted to RM1,019.36 billion and Loans Guarantee amounted to RM275.38 billion.

In 2019, The Federal Government cash balance decreased by RM3.15 billion (13.32%) to RM20.50 billion as compared to RM23.65 billion in 2018. Total receipts in 2019 amounted to RM408.41 billion whilst total payments amounted to RM411.56 billion. Total receipts were largely contributed by revenues of RM263.82 billion (64.60%), followed by loans and foreign assistance receipts of RM138.56 billion (33.93%), RM1.68 billion (0.41%) in capital receipts and RM4.35 billion (1.06%) in trust receipts. Total payments comprised of Operating Expenditures amounted to RM224.78 billion (54.62%) as the main component, followed by RM54.17 billion (13.16%) for Development Expenditures, RM83.05 billion (20.18%) for repayment of loans and foreign assistance, RM9.47 billion (2.30%) for capital expenditure and RM40.09 billion (9.74%) for trust expenditures.



# HIGHLIGHTS FOR THE YEAR 2019




13.54%  
REVENUES  
2019: RM264.41B  
2018: RM232.88B



14.02%  
OPERATING EXPENDITURES  
2019: RM263.34B  
2018: RM230.96B



(3.44%)  
DEVELOPMENT EXPENDITURES  
2019: RM54.17B  
2018: RM56.10B



11.94%  
PUBLIC MONIES  
2019: RM59.23B  
2018: RM52.91B



20.41%  
CONSOLIDATED TRUST  
ACCOUNT  
2019: RM31.09B  
2018: RM25.82B




(0.30%)  
DEFICIT RATE TO GDP  
2019: 3.40%  
2018: 3.70%

# HIGHLIGHTS FOR THE YEAR 2019



3.16%  
INVESTMENTS  
2019: RM32.04B  
2018: RM31.06B



(0.24%)  
RECOVERABLE LOANS AND  
ADVANCES  
2019: RM57.66B  
2018: RM57.80B



6.91%  
STATUTORY GUARANTEES  
2019: RM1,294.74B  
2018: RM1,211.06B



25.56%  
OTHER ACCOUNT  
RECEIVABLES  
2019: RM36.45B  
2018: RM29.03B



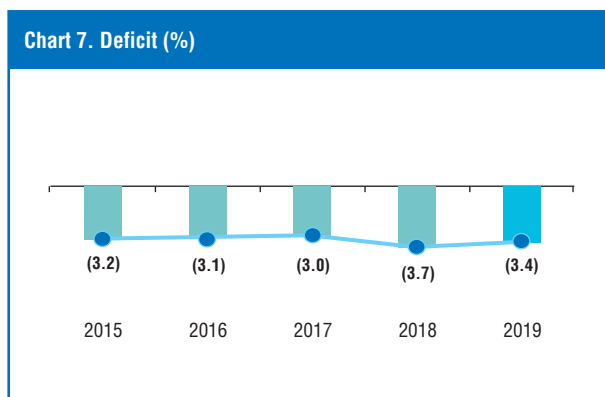
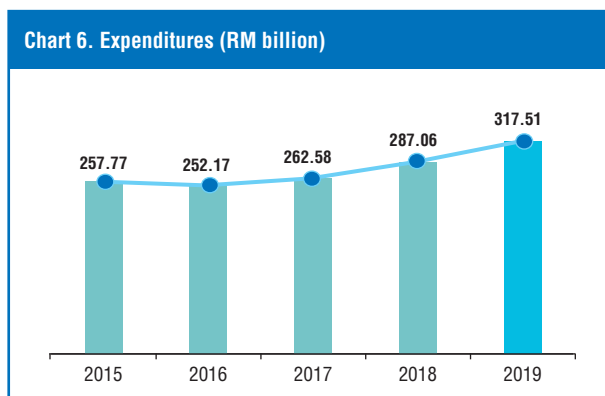
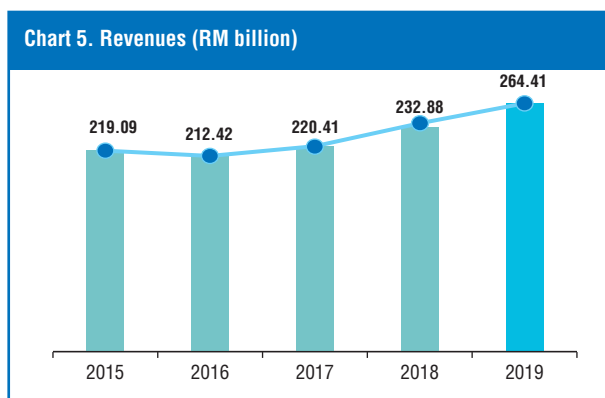
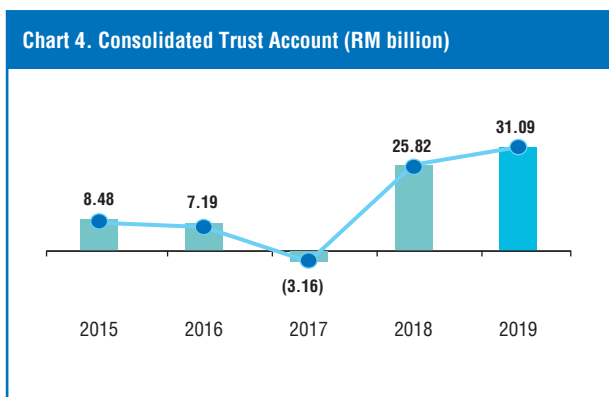
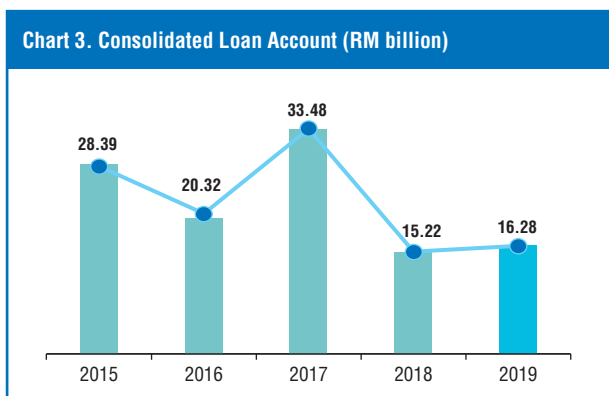
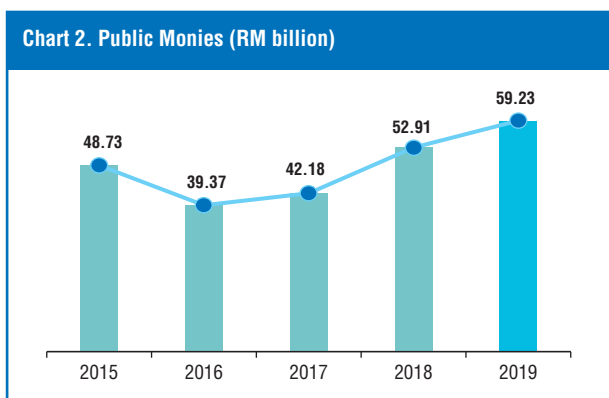
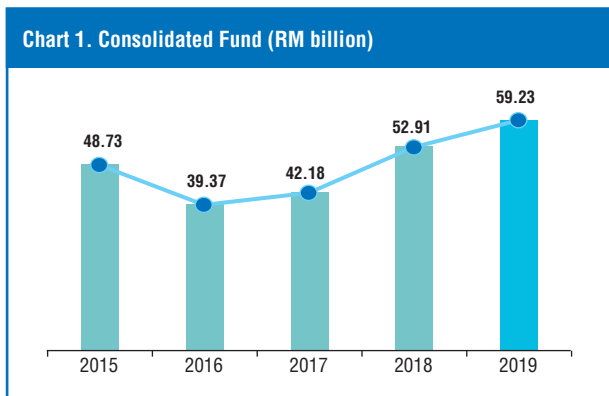
7.01%  
FEDERAL DEBT  
2019: RM793.00B  
2018: RM741.05B



0.70%  
DEBT TO GDP RATIO  
2019: 52.50%  
2018: 51.80%



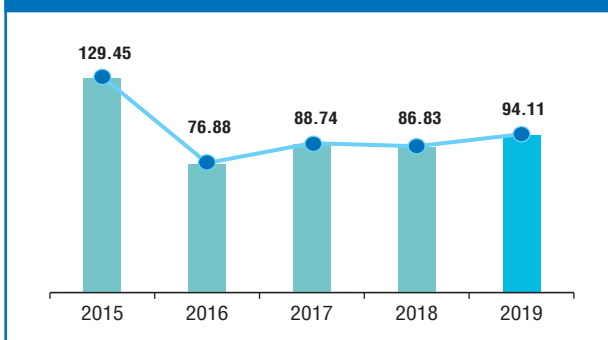
## FINANCIAL DATA OF FEDERAL GOVERNMENT 2015 TO 2019



Federal Government financial position showed an upward trend with an increase of 22% had been recorded in the Consolidated Fund as at 31 December 2019 as compared to the financial year of 2015. However, Federal Government financial performance seemed to remain recording deficits throughout the financial year of 2015 to 2019. Despite an increase of 21% in revenues account, the increase in expenditures account was 23%, greater increment as compared to the revenues account. The amount of expenditures that exceeded revenues for five (5) consecutive financial years was one of the contributing factors to the national deficit. The deficits recorded a pattern of ups and downs throughout the financial period of five (5) years. In the financial year of 2019, the deficit recorded a decrease of 0.3% as compared to the financial year 2018 due to stronger fiscal management.

## DATA FROM STATEMENT OF MEMORANDUM ACCOUNTS 2015 TO 2019

Chart 8. Account Receivables (RM billion)



Financial assets of the Federal Government as at 31 December for the financial year of 2015 to 2019 showed an upward and downward trend. Account Receivables as at 31 December 2019 showed a decrease of 27% over a period of five (5) financial years which was in line with decreasing trend of 46% in Recoverable Loans and Advances. This decrease was due to receipts in loans repayment and advances as well as item reclassification. Investments through equity holdings did not increase significantly which was only a 6% increment over the financial period under review. However, Federal Government’s liabilities showed a constant trend of increment over the five (5) financial years under review with 26% increment in federal debt, 41% in statutory guarantees and 18% in other liabilities. Meanwhile, Debt to GDP seemed to decrease in 2015 until 2017, nonetheless followed by increasing trend in 2018 to 2019.

Chart 9. Recoverable Loans and Advances (RM billion)

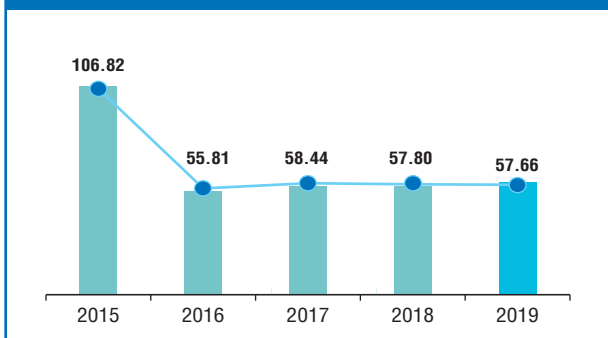


Chart 12. Statutory Guarantees (RM billion)

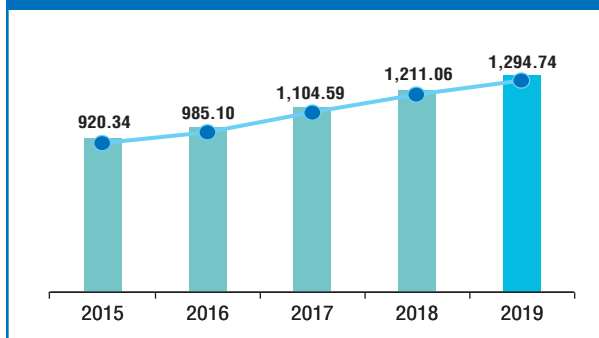


Chart 10. Investments (RM billion)

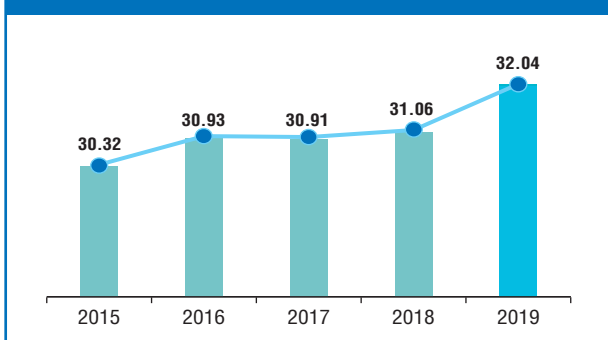


Chart 13. Other Liabilities (RM million)

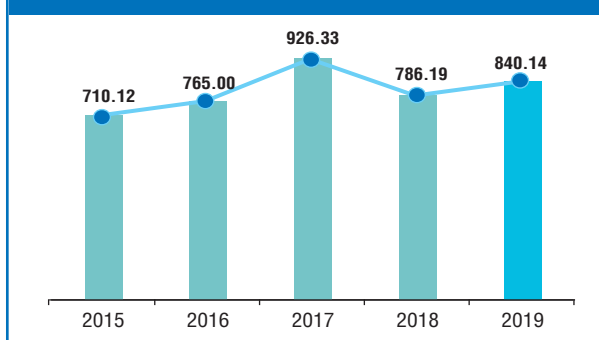


Chart 11. Federal Debt (RM billion)

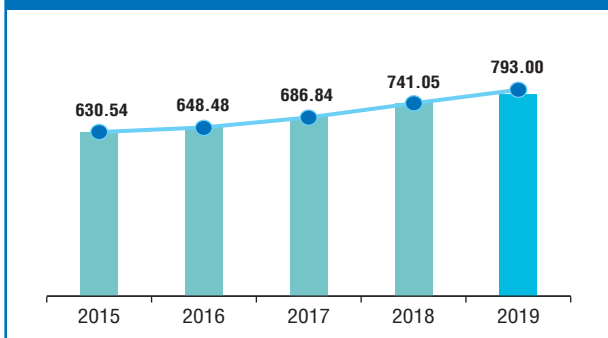
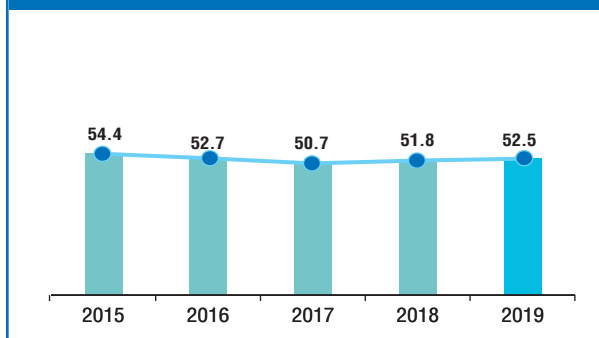


Chart 14. Debt to GDP Ratio (%)



# ACCOUNTANT GENERAL OF MALAYSIA'S REPORT

FEDERAL GOVERNMENT FINANCIAL STATEMENTS

2019





# ACCOUNTANT GENERAL OF MALAYSIA'S REPORT

## FEDERAL GOVERNMENT'S FINANCIAL OVERVIEW

The Federal Government's overall financial position as at 2019 showed a stable performance and remained intact due to an increase in revenues as compared to the previous year as well as prudent spending implementation. The Federal Government has consistently introduced fiscal measures and initiatives to strengthen public finances, diversification of economic resources and increase the people's well-being.

The 2019 Budget was approved by the Parliament in December 2018 with an allocation of RM316.55 billion for implementing all activities, programs and development projects which focus on the people's well-being, national transformation and economic development. The breakdown of budget and actual expenditures is shown in **Table 1**.

**Table 1 : Original Budget, Revised Budget and Actual Expenditure for 2019**

Expenditure	Budget		Actual RM Billion	Performance %
	Original RM Billion	Revised RM Billion		
<b>Operating</b>	<b>259.85</b>	<b>260.55</b>	<b>263.34</b>	<b>101.07%</b>
-Charged	-	65.46	64.08	97.89%
-Supply	-	195.09	199.26	102.14%
<b>Development</b>	<b>56.70</b>	<b>53.78</b>	<b>54.17</b>	<b>100.73%</b>
<b>Grand Total</b>	<b>316.55</b>	<b>314.33</b>	<b>317.51</b>	<b>101.01%</b>

For Operating Expenditures, Ministry of Education, Contribution to Statutory Fund and Expenditure Due to Federal Debt recorded the highest expenditures with the amounts of RM55.75 billion (21.17%), RM38.82 billion (14.74%) and RM32.93 billion (12.50%) respectively.

Overall Development Expenditures for 2019 was RM54.17 billion with total direct expenditures of RM52.06 billion and loans expenditures amounted to RM2.11 billion.

## FEDERAL GOVERNMENT'S FINANCIAL REVIEW AND ANALYSIS

The Financial Statements for the year ended 31 December 2019 was prepared and submitted to the Auditor General on 17 March 2020. Auditor General in accordance with the provisions of the Audit Act 1957 [Act 62], audited the Financial Statements 2019 and issued the Auditor General's Certificate on 6 October 2020.

The Accountant General's Report is prepared based on the Recommended Practice Guideline (RPG) 2 - Financial Statement Discussion and Analysis issued by the International Public Sector Accounting Standards Board (IPSASB) which includes the analysis of the following Statements:

- i. Statement of Financial Position;
- ii. Statement of Cash Receipts and Payments; and
- iii. Statement of Memorandum Accounts.

## STATEMENT OF FINANCIAL POSITION

The Federal Government's Statement of Financial Position shows the amount of Public Monies that include Cash and Investments held for three (3) accounts of Consolidated Fund, namely Consolidated Revenue Account, Consolidated Loan Account and Consolidated Trust Account. In accordance with the modified cash basis applied by the Federal Government, only excess funds and certain trust accounts are presented in the Statement of Financial Position. Other investments are reported in the Statement of Memorandum Accounts with detailed information presented in the Notes to the Financial Statement.

## PUBLIC MONIES

### Cash

Efficient cash management is essential to ensure that all the Federal Government expenditures can be funded with a strong cash position. Excess cash is invested in fixed deposits with a term of three (3) months and below in ensuring that it generates returns as well as to have sufficient liquidity level to cover daily expenses.

The comparison of the Federal Government Cash balance for 2019 and 2018 is shown in **Table 2**.

**Table 2 : Federal Government Cash**

Description	2019	2018	Increase/ (Decrease)	
	RM Million	RM Million	RM Million	%
Cash at Bank	19,723	22,213	(2,490)	(11.21)
Cash in Transit	771	1,432	(661)	(46.16)
Cash in Hand	3	3	-	-
<b>Grand Total</b>	<b>20,497</b>	<b>23,648</b>	<b>(3,151)</b>	<b>(13.32)</b>

Cash at Bank comprised Current Accounts amounting to RM5,529 million (28.03%) and Fixed Deposit Accounts with a maturity period of three (3) months and below amounted to RM14,194 million (71.97%).

Further information on Cash is presented in the **Note 3 – Notes to the Financial Statements**.

### Investments

The reported value of the Federal Government Investments are investments made from the excess funds of the Consolidated Fund. Details of investments according to component and comparative analysis of amounts for 2019 and 2018 are as shown in **Table 3**.

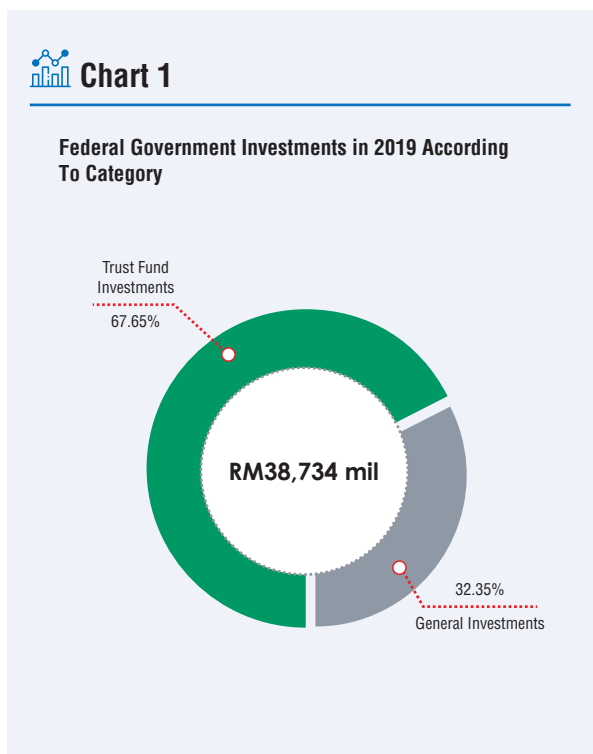
The increase in investments' grand total of RM9,472 million (32.37%) was due to the increase in Trust Fund Investments made through the National Trust Fund (KWAN) which include Foreign Government Debt Securities, Domestic Corporate Debt Securities and Domestic Quoted Securities. The increment was also due to the

increase in Domestic Short Term Deposits with a maturity period of 3 to 12 months for Trust Fund Investments and General Investments. However, there was a decline in investments involving Malaysian Government Debt Securities, Foreign Corporate Debt Securities, Foreign Quoted Securities and Miscellaneous Investments for Trust Fund.

**Table 3 : The Comparison of Investment Amount According to Component**

Components of Investment	Book Value		Increase/ (Decrease)	
	2019	2018		
	RM Million	RM Million	RM Million	%
<b>Trust Funds Investments</b>				
Foreign Government Debt Securities	4,158	1,172	2,986	254.78
Malaysian Government Debt Securities	1,974	2,125	(151)	(7.11)
Foreign Corporate Debt Securities	3,295	3,958	(663)	(16.75)
Domestic Corporate Debt Securities	3,829	2,869	960	33.46
Foreign Quoted Securities	122	286	(164)	(57.34)
Domestic Quoted Securities	2,221	2,015	206	10.22
Domestic Unquoted Securities	440	440	-	-
Domestic Short Term Deposits for More Than 3 - 12 months	10,164	8,672	1,492	17.20
Miscellaneous	-	40	(40)	(100)
<b>Total</b>	<b>26,203</b>	<b>21,577</b>	<b>4,626</b>	<b>21.44</b>
<b>General Investments</b>				
Domestic Unquoted Securities	6,718	6,718	-	-
Domestic Short Term Deposits for More Than 3 - 12 months	5,812	966	4,846	501.66
Miscellaneous	1	1	-	-
<b>Total</b>	<b>12,531</b>	<b>7,685</b>	<b>4,846</b>	<b>63.06</b>
<b>Grand Total</b>	<b>38,734</b>	<b>29,262</b>	<b>9,472</b>	<b>32.37</b>

The breakdown of Federal Government Investments according to category for 2019 is shown in **Chart 1**.



### Trust Fund Investments

As shown in **Table 3**, there was an increase in Trust Fund Investments in 2019 by RM4,626 million

(21.44%) to RM26,203 million as compared to RM21,577 million in 2018. The increment was due to an increase in the amount of investments in Foreign Government Debt Securities, Domestic Corporate Debt Securities, Domestic Quoted Securities and Domestic Short Term Deposits with a maturity period of 3 to 12 months. Meanwhile, the investments with downward trends in 2019 were Malaysian Government Debt Securities, Foreign Corporate Debt Securities, Foreign Quoted Securities and Miscellaneous. Whereas investment in Domestic Unquoted Securities in 2019 remained unchanged as compared to 2018.

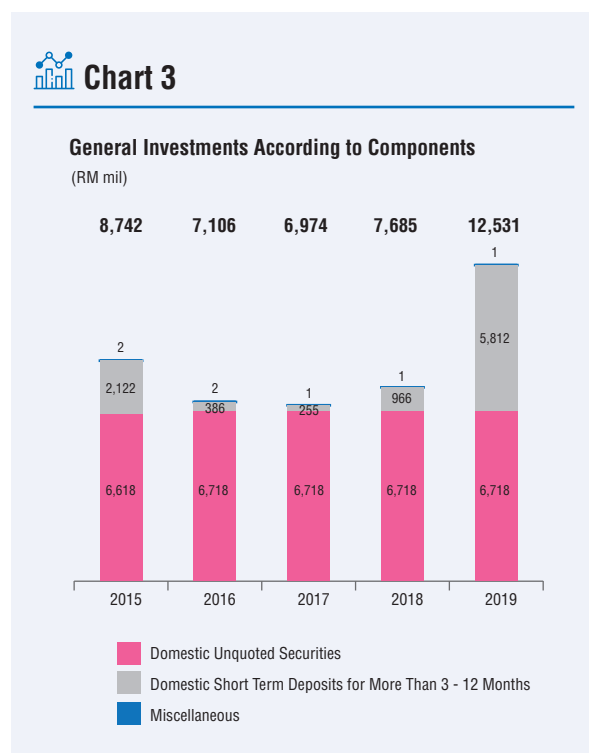
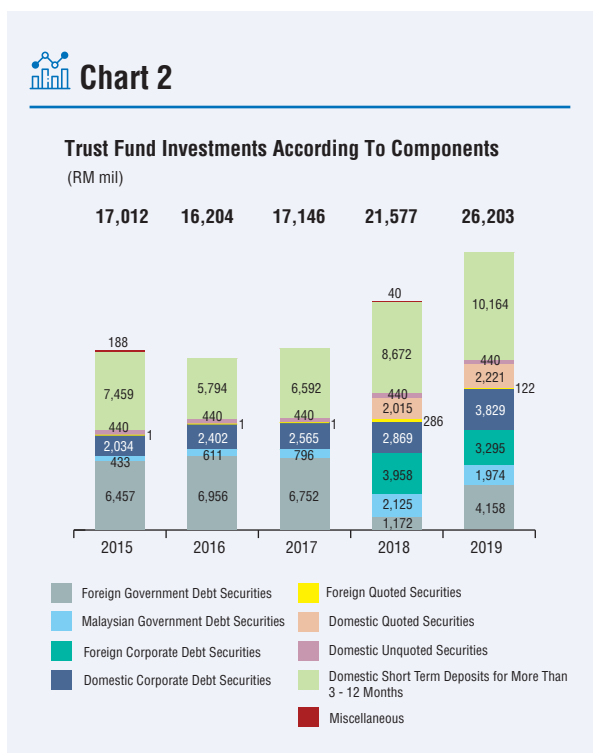
**Chart 2** shows the components of Trust Fund Investments for five (5) years.

### General Investments

Overall, General Investments in 2019 increased by RM4,846 million (63.06%) to RM12,531 million as compared to RM7,685 million in 2018. The increase in investment was due to substantial increment in Domestic Short Term Deposits with a maturity period of 3 to 12 months. There was no change recorded in investment of Domestic Unquoted Securities and Miscellaneous in 2019 as compared to 2018.

**Chart 3** shows General Investments according to components for five (5) years.

Further information is presented in the **Note 4 – Notes to the Financial Statements**.



## CONSOLIDATED REVENUE ACCOUNT

### Revenues

The revised estimation of Federal Government's revenues in 2019 was RM263,300 million, which was higher by RM1,486 million (0.57%) as compared to the original estimation of RM261,814 million. The Federal Government's actual revenue in 2019 as compared to the revised estimation was 100.42%. The comparison of the Federal Government revenue performance for 2019 and 2018 according to categories is shown in **Table 4**.

**Table 4 : Federal Government Revenue Performance**

Revenue	Composition 2019	2019	2018	Increase/ (Decrease)	
	%	RM Million	RM Million	RM Million	%
Tax Revenue	68.29	180,566	174,061	6,505	3.74
Non-Tax Revenue	30.19	79,825	51,118	28,707	56.16
Non-Revenue Receipt	1.25	3,292	6,213	(2,921)	(47.01)
Revenue from Federal Territories	0.27	732	1,491	(759)	(50.91)
<b>Grand Total</b>	<b>100.00</b>	<b>264,415</b>	<b>232,883</b>	<b>31,532</b>	<b>13.54</b>

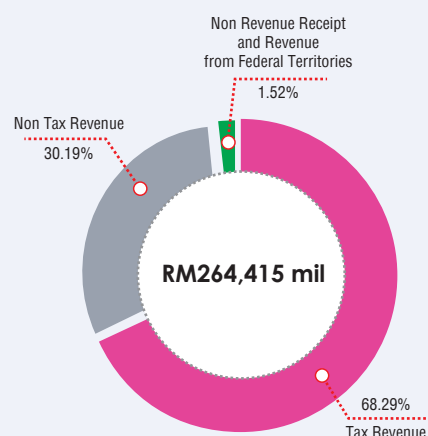
In 2019, revenues of the Federal Government increased by RM31,532 million (13.54%) to RM264,415 million as compared to 2018 collection amounted to RM232,883 million. The increase in revenues was contributed mainly by the collection of Non-Tax Revenue. However, Tax Revenue still remained as the major contributor to overall revenue with 68.29%.

**Chart 4** shows the breakdown of Federal Government Revenues for 2019.

Under **Tax Revenue**, direct tax remained as the main contributor for overall collection with a total of RM134,723 million (50.95%). Main components of Direct Tax Revenue were company's income tax, individuals' income tax and petroleum's income tax.

**Chart 4**

**The Breakdown of Federal Government Revenue for 2019**



For **Direct Tax Revenue**, the income tax collection from companies decreased by RM2,723 million (4.10%) to RM63,751 million as compared to RM66,474 million in 2018. Meanwhile, income tax collection from individuals increased by RM6,075 million (18.63%) to RM38,680 million as compared to RM32,605 million in 2018. The increment in income tax collection from individuals was driven by the voluntary declaration of individuals income which was not reported by approximately 270,000 participants under the Special Voluntary Declaration Program implemented by the Inland Revenue Board as well as the steady growth of salaries. The income tax collection from petroleum in 2019 recorded a slight increment of RM700 million (3.49%), from RM20,082 million in 2018 to RM20,782 million.

For other direct tax, stamp duty collection recorded an increase of RM289 million (4.88%), from RM5,924 million in the previous year to RM6,213 million in 2019. Real Property Gain Tax (RPGT) also increased by RM333 million (22.70%) to RM1,800 million as compared to RM1,467 million in 2018. These increments indicated there were higher profits from real estate market transactions in 2019.

**Indirect Tax Revenue** in 2019 amounted to RM45,843 million indicating a marginal increment of RM1,817 million (4.13%) as compared to 2018's collection amounted to RM44,026 million. This increment was contributed by higher Sales and Service Tax (SST) collection.

The export duties collection in 2019 with a total of RM1,126 million decreased by RM599 million (34.72%) as compared to RM1,725 million in 2018. This reduction was due to lower annual average world crude oil prices in 2019. In addition, the collection of import duties also decreased by RM164 million (5.66%) to RM2,733 million as compared to the collection in 2018 with a total of RM2,897 million. Excise duty collections were also decreased by RM268 million (2.49%) to RM10,511 million as compared to the collection of RM10,779 million in 2018. This reduction was due to slower demand for complete-built-up vehicles (CBU) and cigarettes. However, levy collection increased by RM56 million (49.56%) to RM169 million in 2019 as compared to RM113 million in 2018.

**Non-Tax Revenue** in 2019 recorded a substantial increment of RM28,707 million (56.16%), from RM51,118 million in 2018 to RM79,825 million in 2019. This increase was mainly due to interest receipts and return on investment of RM28,169 million (88.33%), an increase from RM31,889 million in 2018 to RM60,058 million in 2019. The substantial increase was mainly contributed by dividends from PETRONAS which increased by RM28 billion to RM54 billion as compared to RM26 billion in 2018. Overall PETRONAS's dividend of RM54 billion in 2019 also included special dividends amounted to RM30 billion that was allocated by the Federal Government in order to finance part of Income Tax and Goods and Services Tax (GST) refund amounted to RM37 billion.

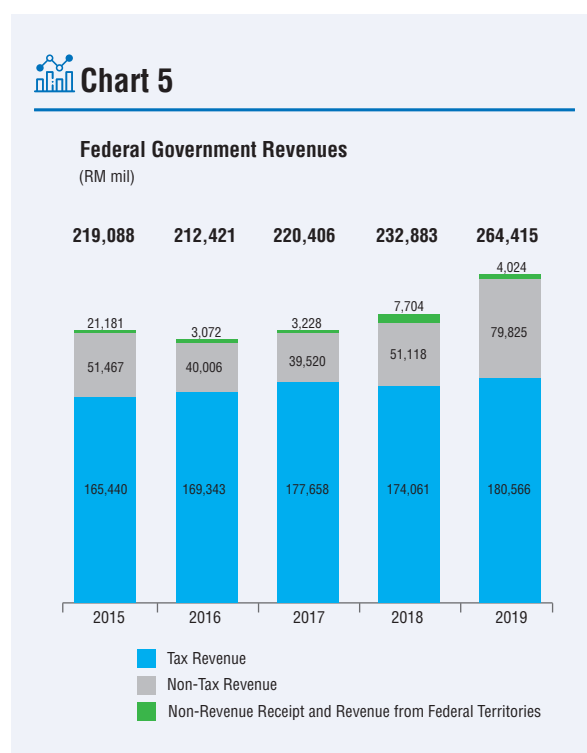
Revenues from licenses, registration fees and permits in 2019 also recorded a higher collection, which was RM472 million (3.36%), increased to RM14,499 million as compared to RM14,027 million in 2018. This increase was mainly contributed by the receipt of petroleum royalty amounted to RM5,788 million collected in 2019 with an increment of RM604 million (11.65%) as compared to RM5,184 million in the previous year. Revenue

from Malaysia-Thailand Joint Authority (MTJA) oil and gas exploration activities also increased by RM106 million (6.69%) to RM1,690 million as compared to RM1,584 million in 2018. However, revenue from the sale of goods decreased by RM74 million (47.13%) to RM83 million as compared to RM157 million in 2018.

**Non-Revenue Receipts** for 2019 decreased by RM2,921 million (47.01%) to RM3,292 million as compared to RM6,213 million in 2018. This substantial reduction was due to no contribution received from the Incorporated Pension Trust Fund (KWAP) during the financial year of 2019 as compared to 2018, with an amount of RM4.5 billion.

**Revenue from Federal Territories** decreased by RM760 million (50.97%), from RM1,491 million in 2018 to RM731 million in 2019 because of significant reduction in premium collection and quit rent.

**Chart 5** shows a comparison of Federal Government Revenues according to component for five (5) years.



Further information is presented in the **Note 5(a) – Notes to the Financial Statements**.

## Operating Expenditures

A revised budget for Federal Government Operating Expenditures in 2019 was RM260,547 million, an increase of RM697 million (0.27%) as compared to the original budget of RM259,850 million. Performance of the Federal Government Operating Expenditures for 2019 amounted to RM264,415 million (including a transfer of RM1,072 million to the Development Fund) or 101.48% as compared to the revised budget.

Total of Operating Expenditures for 2019 was RM263,343 million (excluding a transfer of RM1,072 million to the Development Fund). These expenditures increased by RM32,382 million (14.02%) as compared to RM230,961 million in 2018. Most of the expenditures were used for grants and fixed charges, namely subsidies, grants to state governments and statutory bodies, federal debt payments, pensions and allowances, emolument which were salaries and allowances of civil servants as well as expenditures of services and supplies including maintenance, rental and other operating costs.

**Chart 6** shows the breakdown of Operating Expenditures according to types for 2019.

Charged Expenditures amounted to RM64,080 million which was 24.33% out of 2019 total Operating Expenditures. Substantial amount of Charged Expenditures for borrowing costs which was RM32,933 million or 51.39%.

Supply Expenditures was RM199,263 million or 75.67% out of total Operating Expenditures in 2019. The Ministry of Education recorded the highest amount of expenditures, RM55,752 million and followed by the Ministry of Health, RM27,678 million which were 27.98% and 13.89% out of total Supply Expenditures respectively. **Table 5** shows the composition of Operating Expenditures according to types for 2019.

**Table 5: The Composition of Operating Expenditure According to Types for 2019**

Operating	Composition 2019	2019	2018	Increase/ (Decrease)	
	%	RM Million	RM Million	RM Million	%
Emolument	30.58	80,534	79,989	545	0.68
Supplies and services	11.96	31,507	35,283	(3,776)	(10.70)
Assets	0.29	770	448	322	71.88
Grants and Fixed Charges	56.50	148,777	114,144	34,633	30.34
Other Expenditures	0.67	1,755	1,097	658	59.98
<b>Grand Total</b>	<b>100</b>	<b>263,343</b>	<b>230,961</b>	<b>32,382</b>	<b>14.02</b>

**Emolument** expenditure had increased by RM545 million (0.68%) to RM80,534 million as compared to RM79,989 million in 2018. This increase was due to the increment of annual salaries, annual remuneration and special payments.

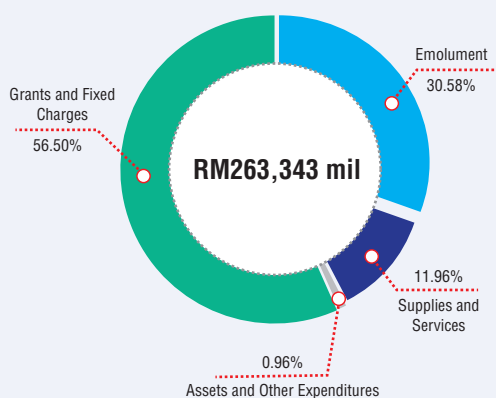
**Supplies and Services** expenditure decreased by RM3,776 million (10.70%) to RM31,507 million as compared to 2018 which was payments RM35,283 million. Supplies and Services expenditures covered the payment of maintenance, rental, repairing, transportation and traveling, utilities, office supplies and raw materials.

**Assets** expenditure amounted to RM770 million recorded an increase of RM322 million (71.88%) as compared to RM448 million in 2018. Substantial amount of these expenditures involved purchasing equipment, repairing work on buildings and facilities as well as the purchase of vehicles for government departments.



**Chart 6**

The Breakdown of Federal Government Operating Expenditures for 2019



Expenditure for **Grants and Fixed Charges** amounted to RM148,777 million was the largest component of Operating Expenditures. This expenditure increased by RM34,633 million (30.34%) as compared to RM114,144 million in 2018. This substantial increment was due to the payment of tax refund which was partially funded by a special dividend from PETRONAS. Other grant expenditures included subsidies, assistance and incentives as well as grants to the State Governments and Statutory Bodies amounted to RM88,166 million, expenditures on interest, dividends and borrowing cost amounted to RM32,933 million, pension and gratuity amounted to RM24,905 million, payments for scholarships and educational assistance amounted to RM1,706 million and insurance and compensation claims amounted to RM167 million.

**Other expenditures** increased by RM658 million (59.98%) to RM1,755 million as compared to 2018 with the total of RM1,097 million.

Based on the Operating Expenditures analysis according to sector, the social sector recorded the highest amount of expenditures which was RM93,494 million (35.50%). A comparison of the Federal Government Operating Expenditures in 2019 and 2018 according to sector is shown in **Table 6**.

**Table 6 : The Comparison of Federal Government Operating Expenditures According To Sector for 2019**

Operating	Composition 2019	2019	2018	Increase/ (Decrease)	
	%	RM Million	RM Million	RM Million	%
Economy	5.93	15,605	14,064	1,541	10.96
Social	35.50	93,494	89,278	4,216	4.72
Safety	8.90	23,429	27,215	(3,786)	(13.91)
General Administration	6.42	16,901	19,314	(2,413)	(12.49)
Specific Charges	22.24	58,580	55,103	3,477	6.31
Transfer Payment	21.01	55,334	25,987	29,347	112.92
<b>Grand Total</b>	<b>100</b>	<b>263,343</b>	<b>230,961</b>	<b>32,382</b>	<b>14.02</b>

Further information is presented in the **Note 5(b) – Notes to the Financial Statements** and **Attachment 1 : Statement of Operating Expenditures**.

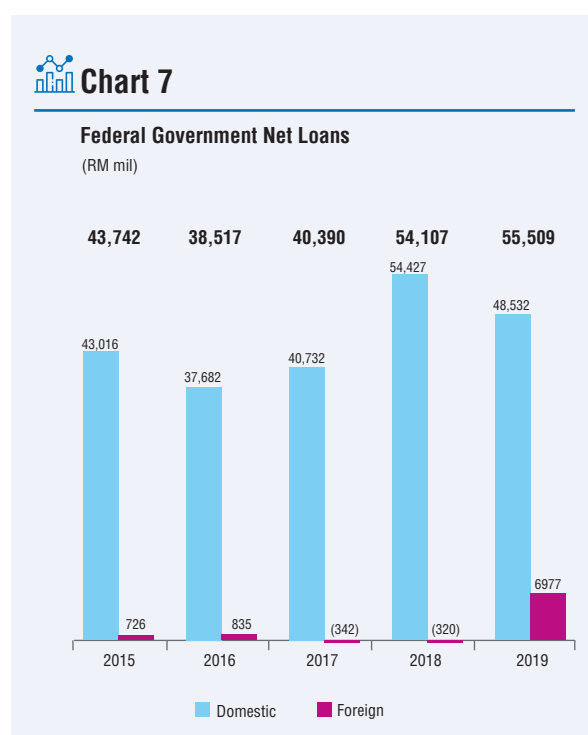
## CONSOLIDATED LOAN ACCOUNT

In 2019, the Federal Government continued to focus its source of financing from domestic resources especially via loans to fund all the development activities that had been planned. **Table 7** shows the analysis of loans in 2019 according to its sources.

**Table 7: Analysis of Consolidated Loan Account for 2019**

Description	Loan	Composition	Repayment	Composition	Total Net Loan
	RM Million	(%)	RM Million	(%)	
<b>Domestic</b>	131,255	94.73	(82,723)	99.61	48,532
<b>Foreign</b>	7,304	5.27	(327)	0.39	6,977
<b>Grand Total</b>	<b>138,559</b>	<b>100</b>	<b>(83,050)</b>	<b>100</b>	<b>55,509</b>

The comparison of Federal Government total net loans according to category for five (5) years is shown in **Chart 7**.



## Domestic Loans

Domestic Loans Instrument consists of the following issuance of debt securities:

- (i) Treasury Bill - issued in accordance with Treasury Bills Act (Local) 1946 [Act 188];
- (ii) Islamic Treasury Bill - issued in accordance with Government Funding Act 1983 [Act 275];
- (iii) Government Investment Issues - issued in accordance with Government Funding Act 1983 [Act 275];
- (iv) Malaysian Government Securities - issued in accordance with Loan (Local) Act 1959 [Act 637]; and
- (v) Sukuk - issued in accordance with Government Funding Act 1983 [Act 275].

At the moment, total ceiling for loans and issuance as mentioned previously did not exceed 55% of Gross Domestic Product (GDP).

In 2019, net Domestic Loans was RM48,532 million indicating a reduction of RM5,896 million (10.83%) as compared to RM54,428 million in the previous year. Further information on Domestic Loans according to the instrument is shown in **Table 8**.

**Table 8: Loans and Its Repayment According to Instrument in 2019**

Domestic Loan	Loan	Repayment	Total Net Loan/ (Repayment)
	RM Million	RM Million	RM Million
Treasury Bill	11,777	(13,710)	(1,933)
Government Investment Issues	60,012	(24,000)	36,012
Malaysian Government Securities	59,466	(43,413)	16,053
Sukuk	-	(1,600)	(1,600)
<b>Grand Total</b>	<b>131,255</b>	<b>(82,723)</b>	<b>48,532</b>

Treasury Bill Instruments, Government Investment Issues and Malaysian Government Securities that had been issued were also used to finance and redeem their respective instruments which had matured in 2019.

## Loans and Foreign Assistance

The Federal Government always practices prudent debt management by controlling the augmentation on foreign debt in order to reduce its exposure to foreign exchange risk. Instrument of Loans and Foreign Assistance consists of:

- a) Foreign Sukuk - issued under the External Loans Act 1963 [Act 403];
- b) Multilateral Loans - subject to several acts including:
  - i. Loan Act (Islamic Development Bank) 1977 [Act 187];
  - ii. Loan Act (Asian Development Bank) 1968 [Act 410];
- c) Bilateral Loans - subject to the External Loans Act 1963 [Act 403]; and
- d) Samurai Bonds - issued under the External Loans Act 1963 [Act 403].

In 2019, the Federal Government made new foreign loans amounted to RM7,170 million via issuance of Samurai Bonds and foreign assistance for project loans with an amount of RM134 million. These project loans were made through the withdrawal of existing project loans from bilateral sources. Further information on Loans and Foreign Assistance is shown in **Table 9**.

**Table 9: Loans and Foreign Assistance According to Type for 2019**

Description	Loan	Repayment	Total Net Loan/ (Repayment)	Composition
	RM Million	RM Million	RM Million	(%)
<b>Market Loan</b>	7,170	-	7,170	102.77
<b>Foreign Assistance</b>				
- Multilateral Loan	-	(69)	(69)	(0.99)
- Bilateral Loan	134	(258)	(124)	(1.78)
<b>Grand Total</b>	<b>7,304</b>	<b>(327)</b>	<b>6,977</b>	<b>100</b>

Further information is presented in the **Note 6 – Notes to the Financial Statements**.

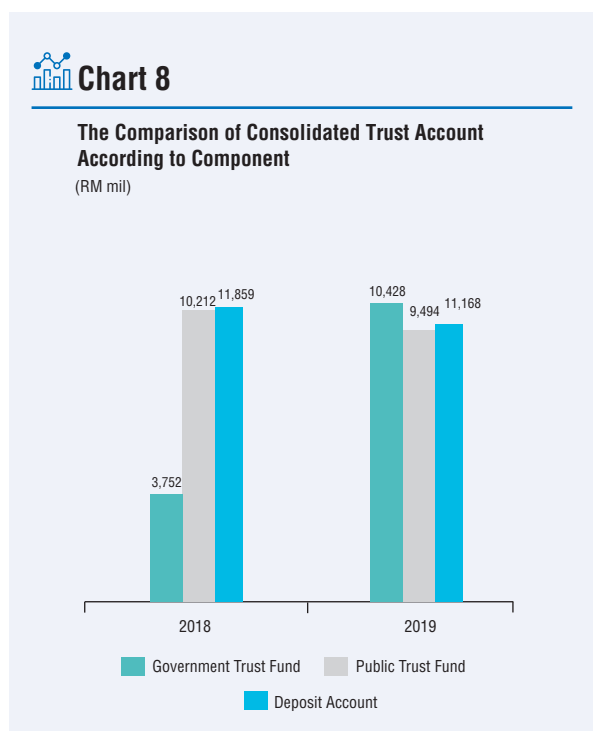
## CONSOLIDATED TRUST ACCOUNT

As at 31 December 2019, the Consolidated Trust Account showed a balance of RM31,090 million as compared to RM25,823 million in 2018. The increase was due to higher accumulated balance in the Government Trust Funds by RM6,676 million (177.93%) making the total of RM10,428 million as compared to RM3,752 million in 2018.

The increment in the accumulated balance of the Government Trust Funds was closely related to the increment in the Development Fund balance of RM3,086 million (11.11%), with a debit balance of RM24,700 million as compared to RM27,786 million in 2018.

The comparison chart for 2019 and 2018 according to the Consolidated Trust Account component is as shown in **Chart 8**.

Further information is presented in the **Note 7 – Notes to the Financial Statements**.



### Government Trust Funds

The Government Trust Funds account for receipts from the government allocations and payments

for specific purposes in accordance with Section 10, Financial Procedure Act 1957 [Act 61].

The Government Trust Funds consists of the Development Fund and the Miscellaneous Government Trust Funds.

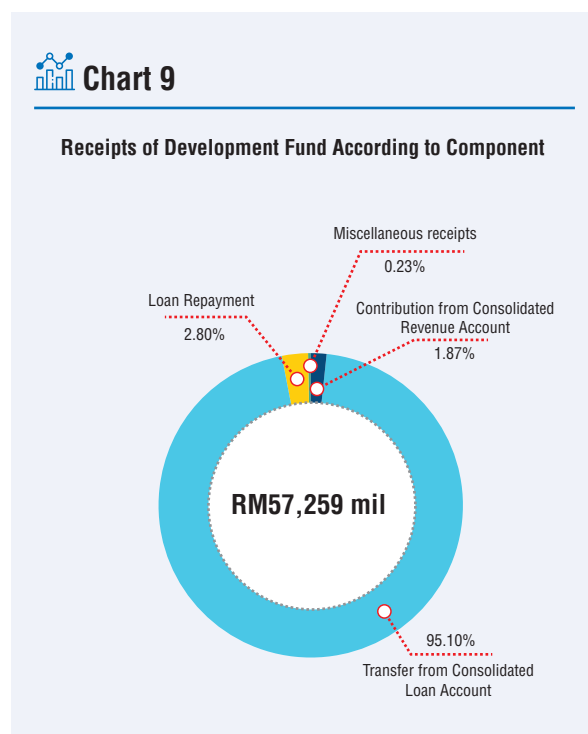
### Development Fund

The Development Fund is a Government Trust Fund established under the Development Fund Act 1966 [Act 406] for the purpose of nation economic developments.

In 2019, the accumulated deficit of the Development Fund showed a total of RM24,700 million with a reduction of RM3,086 million (11.11%) as compared to RM27,786 million in 2018. Receipts and expenditures in 2019 for this fund amounted to RM57,259 million and RM54,173 million respectively.

### Development Fund Receipts

Receipts of Development Fund consist of Contribution from the Consolidated Revenue Account, transfer from the Consolidated Loan Account, loans repayment and miscellaneous receipts. Further information of the Development Fund receipts for 2019 is shown in **Chart 9**.

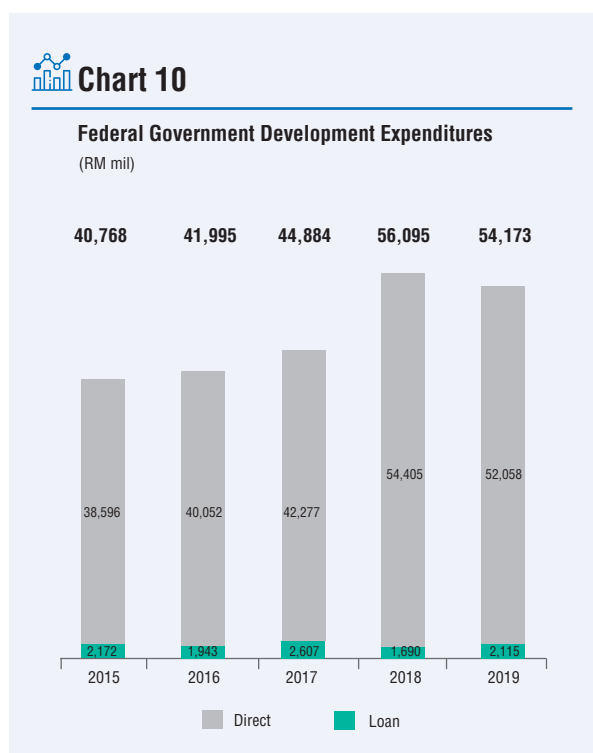


## Development Expenditures

Revised budget for the Federal Government Development Expenditures in 2019 was RM53,778 million, RM2,922 million (5.15%) lower than the original budget of RM56,700 million (including contingency allocation of RM2 billion).

In 2019, Development Expenditures amounted to RM54,173 million, a decrease of RM1,922 million (3.43%) as compared to RM56,095 million in 2018. From this amount, direct expenditure was RM52,058 million, while loans expenditure was RM2,115 million.

**Chart 10** shows the comparison of the Federal Government Development Expenditures for five (5) years.



Direct expenditure of Development Expenditures reduced by RM2,347 million (4.31%) to RM52,058 million in 2019 as compared to RM54,405 million in 2018. On the other hand, Development Expenditures via loan expenditure to public sector agencies increased by RM425 million (25.15%) to RM2,115 million in 2019 as compared to RM1,690 million in 2018. Ministries with large amount of expenditure

were Ministry of Finance (RM9,203 million), Ministry of Works (RM5,428 million), Ministry of Transport (RM5,287 million), Ministry of Education (RM4,682 million), Ministry of Rural Development (RM4,808 million), Prime Minister's Department (RM3,395 million) and Ministry of Defence (RM2,881 million).

The classification of expenditures according to sector shows that the **economic sector** was the largest component with, RM31,300 million or 57.78% of the total Development Expenditures in 2019. Substantial amount of these expenditures were made for sub-sector of transport (RM13,750 million), finance (RM6,519 million), trade and industry (RM3,054 million), energy and public facilities (RM2,759 million) as well as agriculture (RM2,313 million).

Expenditures for the **social sector** amounted to RM14,483 million which was 26.73% of the total Development Expenditures in 2019. The majority of these expenditures were made for sub-sector of education and training (RM7,629 million), housing (RM2,126 million), health and population (RM1,827 million), village and community development (RM1,271 million) and local councils (RM735 million).

Expenditures for the **security sector** amounted to RM5,614 million which was 10.36% of the total Development Expenditures in 2019. An amount of RM2,931 million of these expenditures were made for the defence sub-sector especially for the purchase of military equipment and assets as well as upgrading communications satellites. While expenditure for the internal security sub-sector of RM2,682 million covered expenses for the relevant agencies.

**General administration sector** represented 5.13% or RM2,776 million of total Development Expenditures in 2019. Repairing and upgrading government buildings and office equipment as well as ICT projects were included in this expenditure.

Further information is presented in the **Note 7(a) (i) – Notes to the Financial Statements** and **Attachment 2 : Statement of Development Expenditures**.

## Miscellaneous Government Trust Funds

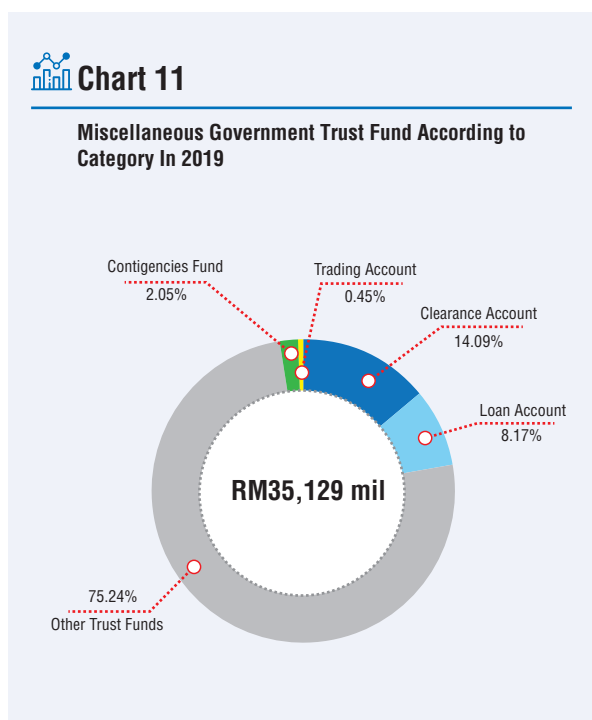
Miscellaneous Government Trust Funds can be divided into five (5) main categories, which are:

- (a) Clearance Accounts;
- (b) Trading Account;
- (c) Loans Accounts;
- (d) Contingencies Fund; and
- (e) Other Trust Funds established under Section 10, Financial Procedure Act 1957 [Act 61].

In 2019, a total of 148 accounts were monitored as compared to 137 accounts in 2018. The balance of Miscellaneous Government Trust Funds showed an increment of RM3,591 million (11.39%) to RM35,129 million in 2019 as compared to RM31,538 million in 2018.

The balance of Miscellaneous Government Trust Funds according to category in 2019 is shown in **Chart 11**.

Further information is presented in the **Note 7(a)(ii) – Notes to the Financial Statements**.



## Public Trust Funds

The accounts in the Public Trust Funds are established for the purpose of accounting any cash contribution received, other than the Government allocation entrusted with the Government to manage it. These contributions can be received from individuals, foreign government and/or international or local bodies that are not fully funded by the Government of Malaysia.

The Public Trust Funds are divided into two (2) categories, namely:

- (a) General Trust Accounts established under Section 9, Financial Procedure Act 1957 [Act 61]; and
- (b) Special Trust Accounts provided under various relevant acts.

The Federal Government supervised and managed 303 accounts of Public Trust Funds with a balance as at 31 December 2019 was RM9,494 million. This amount included General Trust Accounts with a total of RM6,185 million and Special Trust Accounts amounted to RM3,309 million. The Public Trust Funds balance in 2019 showed a decrease of 7.02% as compared to 2018, with General Trust Accounts and Special Trust Accounts recorded balances of RM7,081 million and RM3,130 million respectively in 2018.

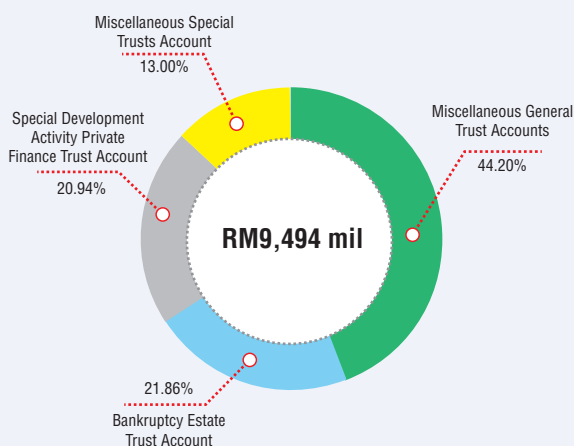
The Special Development Activity Private Finance Trust Account had the largest composition in General Trust Accounts for 2019, with a balance of RM1,988 million. Meanwhile, Bankruptcy Estate Trust Account had the largest composition in Special Trust Accounts, with a balance of RM2,075 million. Those balances represented 20.94% and 21.86% of the Public Trust Funds total balance in 2019.

The Public Trust Funds account balance according to category in 2019 is shown in **Chart 12**.

Further information is presented in the **Note 7(b) – Notes to the Financial Statements**.

**Chart 12**

Public Trust Funds According to Category in 2019



**Chart 13** shows the total Deposits balance according to category in 2019.

Detailed information is presented in the **Note 7(c) – Notes to the Financial Statements**.

## STATEMENT OF CASH RECEIPTS AND PAYMENTS

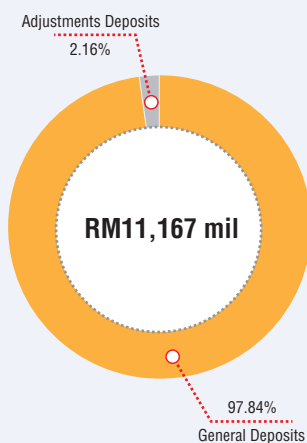
The Federal Government recorded a reduction in cash of RM3,151 million (13.32%) in 2019 as compared to 2018. This was due to total payments of RM411,556 million exceeding total receipts of RM408,405 million. Cash balance in 2019 was RM20,497 million.

### Cash Receipts

Cash receipts amounted to RM408,405 million comprising of Revenue Receipts, Domestic and Foreign Loans, Foreign Assistance, Capital Receipts and Trust Receipts.

**Chart 13**

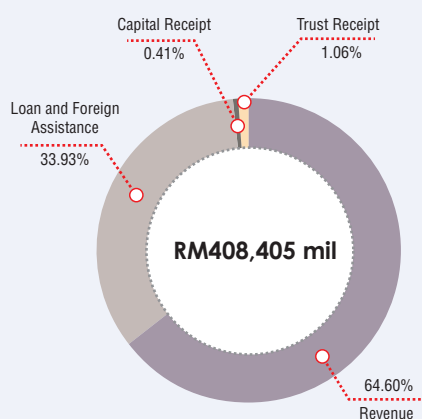
Deposits 2019 by Categories



**Chart 14** shows cash receipts in 2019.

**Chart 14**

Cash Receipts



### Deposit Accounts

In 2019, the total Deposits held by the Government decreased by RM692 million (5.84%) to RM11,167 million as compared to RM11,859 million in 2018. The total Deposits comprised General Deposits, RM10,926 million (97.84%) and Adjustment Deposits, RM241 million (2.16%).

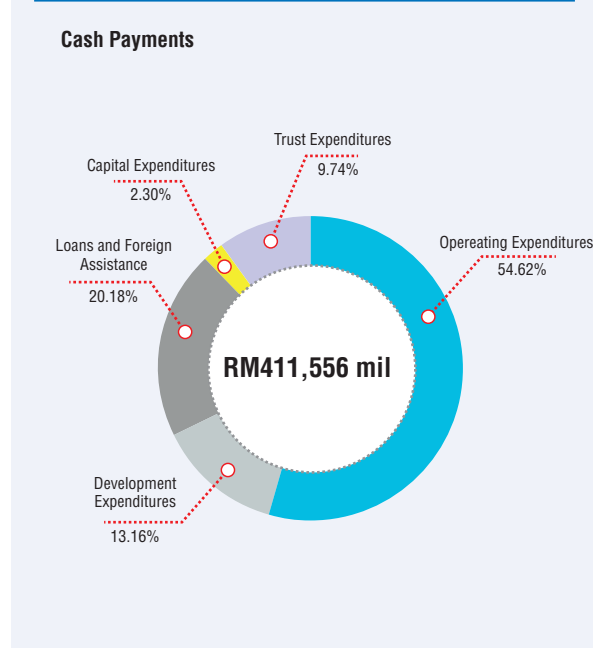
### Cash Payments

The total payments of RM411,556 million comprised of operating expenditures, development expenditures, repayment of domestic and foreign loans, payment of foreign assistance, capital expenditures and trust expenditures.

**Table 10: Summary of Comparison for Statement of Cash Receipts and Payments**

Description	2019	2018	Increase/ (Decrease)	
	RM Million	RM Million	RM Million	(%)
<b>Receipts</b>				
Revenues	263,819	232,694	31,125	13.38
Loans	138,425	131,564	6,861	5.21
Foreign Assistance	134	36	98	272.22
Capital Receipts	1,678	773	905	117.08
Trust Receipts	4,349	17,834	(13,485)	(75.61)
<b>Total Receipts</b>	<b>408,405</b>	<b>382,901</b>	<b>25,504</b>	<b>6.66</b>
<b>Payments</b>				
Operating Expenditures (excluding transfer to Development Fund)	224,775	229,684	(4,909)	(2.14)
Development Expenditures	54,173	56,095	(1,922)	(3.43)
Loans	82,723	77,136	5,587	7.24
Foreign Assistance	327	356	(29)	(8.15)
Capital Expenditures	9,471	5,142	4,329	84.19
Trust Expenditures	40,087	8,904	31,183	350.21
<b>Total Payments</b>	<b>411,556</b>	<b>377,317</b>	<b>34,239</b>	<b>9.07</b>
<b>Increase/(Decrease) of Cash</b>	<b>(3,151)</b>	<b>5,584</b>	<b>(8,735)</b>	<b>(156.43)</b>
Cash at 1 January	<b>23,648</b>	<b>18,064</b>	<b>5,584</b>	<b>30.91</b>
<b>Cash at 31 December</b>	<b>20,497</b>	<b>23,648</b>	<b>(3,151)</b>	<b>(13.32)</b>

**Chart 15** shows cash payments in 2019. Summary of comparison between 2019 and 2018 for Statement of Cash Receipts and Payments for Federal Government is shown in **Table 10**.

**Chart 15**

## ASSETS

Reported Federal Government Assets show part of the government's financial assets namely Account Receivables and Investments that are charged to Operating or Development Expenditures, but are not specified in Statement of Financial Position.

### Account Receivables

In 2019, Account Receivables balance was RM94,115 million, increased by RM7,284 million (8.39%) as compared to RM86,831 million in the previous year. The Account Receivables in 2019 consisted of Recoverable Loans and Advances with a total of RM57,661 million and Other Receivables amounted to RM36,454 million.

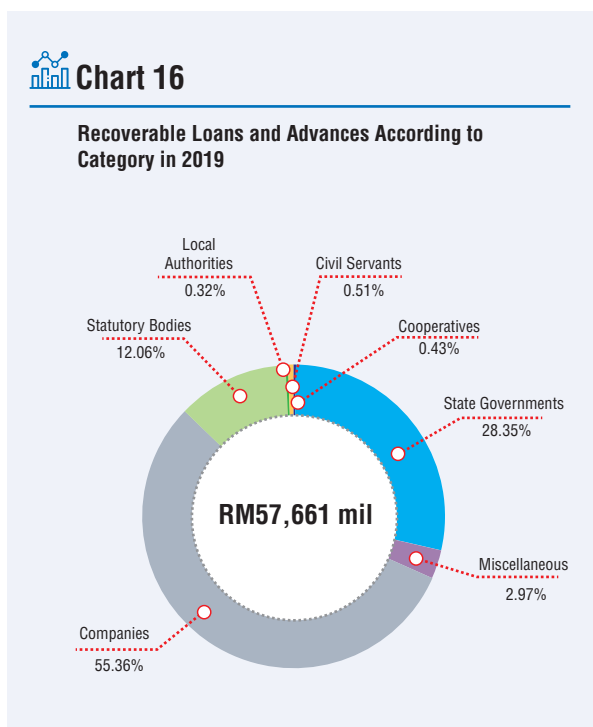
### Recoverable Loans and Advances

Recoverable Loans and Advances consist of Federal Loans, advances to State Governments and loan facilities as well as advances to civil servants. Federal Loans are given by the Federal Government to State Governments, Local Authorities, Statutory Bodies, Cooperatives,

Companies and Miscellaneous Agencies. Meanwhile, advances to State Governments are given by the Federal Government to meet cash flow requirements in certain states. Whereas, loan facilities and advances to civil servants comprise of computer loans, personal advances and miscellaneous advances.

In 2019, the balance of Recoverable Loans and Advances was RM57,661 million. This amount decreased by RM137 million (0.24%) as compared to RM57,798 million in the previous year.

**Chart 16** shows balance of Recoverable Loans and Advances according to category in 2019.



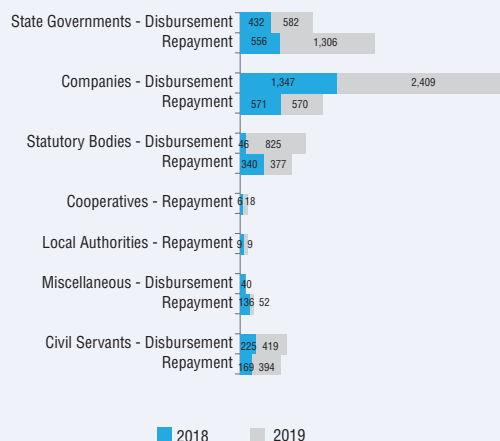
Disbursement that was approved in 2019 for Recoverable Loans and Advances was RM4,235 million. This amount increased by RM2,145 million (102.63%) as compared to 2018's disbursement with an amount of RM2,090 million. In 2019, the largest disbursement was made to the companies with a total amount of RM2,409 million (56.88%).

Repayment of Recoverable Loans and Advances in 2019 increased by RM939 million (52.55%) to RM2,726 million as compared to RM1,787 million in 2018. The highest repayments in 2019 were from State Governments, RM1,306 million (47.91%).

**Chart 17**

**Disbursement and Repayment of Recoverable Loans and Advances According to Category**

(RM mil)



**Chart 17** shows comparison of Disbursement and Repayment for Recoverable Loans and Advances according to category in 2019 and 2018.

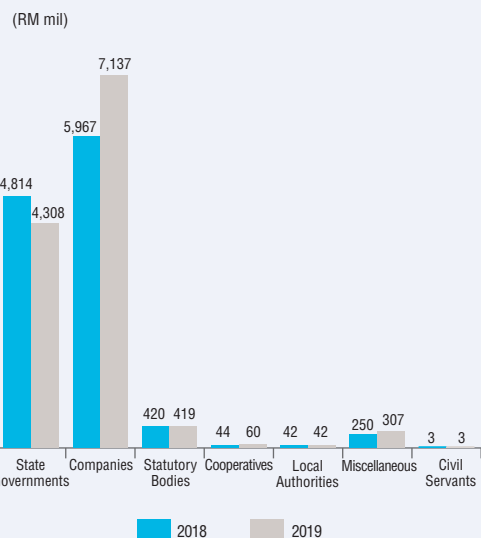
Outstanding Recoverable Loans and Advances in 2019 was RM12,276 million, an increase of RM736 million (6.38%) as compared to RM11,540 million in 2018. The highest outstanding amount was from companies with the amount of RM7,137 million (58.14%).

**Chart 18** shows comparison of outstanding Recoverable Loans and Advances according to the category in 2019 and 2018.

As a risk management measure, the Federal Government has put in place an appropriate financing structure, terms and provisions for the loans given to the agencies from selected sectors. Nevertheless, the Federal Government still has to bear certain risks such as credit risk. This is mainly related to the borrower's ability to repay the loans as well as to generate sufficient cash flows from the sector that the borrowers venture into, this will essentially depend on their business viability. Thus, careful planning, continuous monitoring and effective financing structure are crucial to ensure this loan policy will continue to support

**Chart 18**

**Outstanding Loans and Recoverable Advances According to Category**



the efforts in order to increase the productive capacity of our economy.

Further information is mentioned in **Note 9 (a) – Notes to the Financial Statements** and **Attachment 3 : Statement of Memorandum Account - Recoverable Loans and Advances**.

**Other Receivables**

Other Receivables in 2019 was RM36,454 million based on the records from ministry and department. It includes miscellaneous account receivables and outstanding interest on receivable loans with the amount of RM20,479 million and RM2,442 million respectively. Ministries with the highest amount of account receivables were Ministry of Finance (RM18,513 million - 90.40%), Ministry of Education (RM693 million - 3.39%) and Ministry of Health (RM384 million - 1.88%). In order to improve the efficiency and effectiveness of receivables' collection, periodic and continuous monitoring have been implemented at the ministry level. Among the steps that have been taken are the establishment of a special task force in dealing with collections of revenue in arrears over 72 months and hold more frequent field trip programs.

**Investments**


**Memorandum of Investments**

Investments in Companies, Statutory Bodies and International Agency are part of the Federal Government's financial assets. Acquisition on these investments is charged to Operating or Development Expenditures but is not reported in the Statement of Financial Position. However, the Federal Government's equity holdings within the agency are stated in the Statement of Memorandum Account on Investments.

In 2019, the Federal Government held interests in 114 entities with an investment value of RM32,038 million. **Chart 19** shows the breakdown of the Federal Government Investments according to entities in 2019.

**Chart 19**

**Federal Government Investment According to Entity in 2019**



In 2019, there was an increase in investments of RM980 million to RM32,038 million as compared to RM31,058 million in 2018. The increment was due to capital injection in the company's equity throughout 2019, while the value of investments in International Agency and Statutory Bodies in 2019 remained unchanged. A comparative analysis of Federal Government Investments for 2019 and 2018 is shown in **Table 11**.

**Table 11: The Comparison of Federal Government Investment in 2019 and 2018**

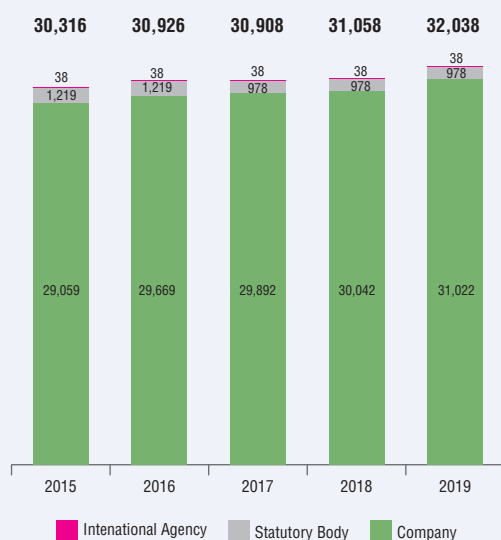
Entity	2019		2018		Increase/ (Decrease)	
	RM million	No.	RM million	No.	RM million	%
International Agency	38	1	38	1	-	-
Statutory Body	978	5	978	5	-	-
Company	31,022	108	30,042	108	980	3.26
<b>Grand Total</b>	<b>32,038</b>	<b>114</b>	<b>31,058</b>	<b>114</b>	<b>980</b>	<b>3.16</b>

Throughout the year of 2019, there was an increase in equity held by the Federal Government of RM1 billion involving a company named Prasarana Malaysia Berhad. Meanwhile, there was a reduction in Federal Government shareholding equity worth of RM20 million in HVD Holdings Sdn. Bhd. The total dividend received from investment in 2019 was RM57,732 million. Petronas Nasional Berhad (PETRONAS) remained as the main contributor with a dividend value of RM54,000 million.

A comparison of total investments for five (5) years is shown in **Chart 20**.

**Chart 20****Federal Government Investment**

(RM mil)



Further information is mentioned in **Note 9 (b) – Notes to the Financial Statements** and **Attachment 4 : Statement of Memorandum Account on Investments**.

**LIABILITIES**

In an effort to provide comprehensive information, reporting for liabilities contains a number of additional disclosures involving various Federal Government liabilities. These liabilities include Federal Debt, Private Financing Initiative Liabilities, Financial Commitments and Other Liabilities.

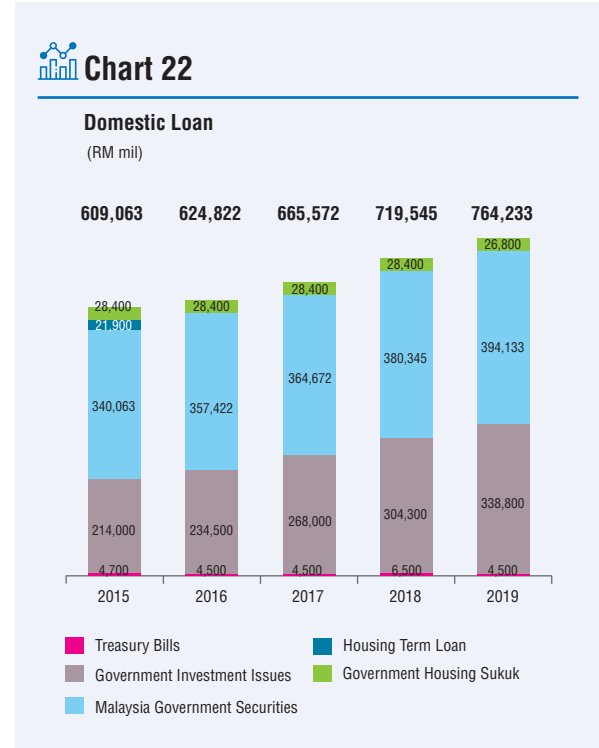
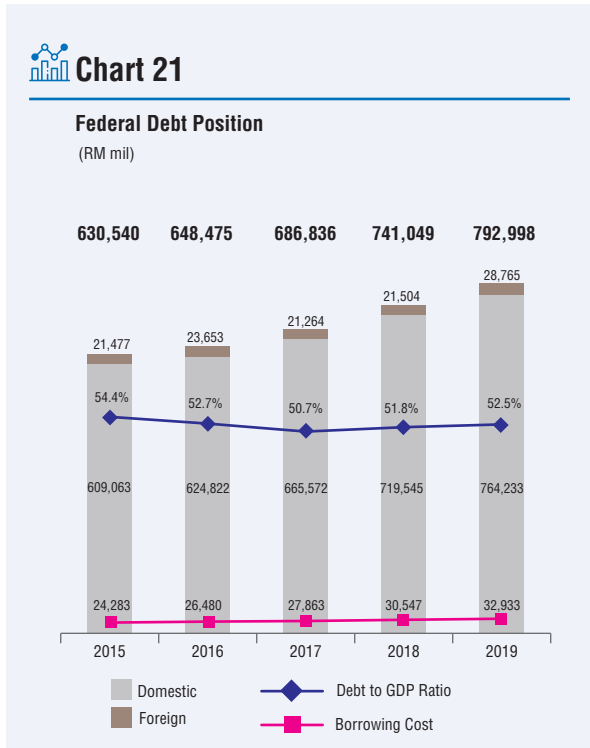
**Federal Debt**

Federal Debt in 2019 was RM792,998 million with an increase of RM51,949 million (7.01%) as compared to RM741,049 million in 2018. Federal Debt liability instruments consist of debt securities and term loans from domestic and foreign sources. All Federal Debt are made through the Consolidated Loan Account.

Domestic loan was the largest component of Federal Debt with a total of RM764,233 million (96.37%) as compared to RM28,765 million (3.63%) from foreign loans. The percentage ratio of Federal Debt to Gross Domestic Product (GDP) recorded a slight increase of 52.5% as compared to 51.8% in 2018. Borrowing costs on Federal Debt also showed an increase of RM2,386 million (7.81%) to RM32,933 million as compared to RM30,547 million in 2018. This amount included the payment of interest and dividends on Government Debt securities, discounts on Treasury Bills, term loan interests and other management costs for obtaining the loans.

**Chart 21** shows a comparison of Federal Debt position, Federal Debt to GDP ratio as well as total borrowing costs on Federal Debt for a period of five (5) years.

Domestic loans include the issuance of debt securities namely Treasury Bills, Government Investment Issues, Malaysian Government Securities and Government Housing Sukuk. In 2019, Malaysian Government Securities



remained the largest component of domestic loans at RM394,133 million (51.57%), increased by RM13,788 million as compared to RM380,345 million in 2018. This was followed by the Government Investment Issues with a total of RM338,800 million (44.33%) which increased by RM34,500 million as compared to RM304,300 million in 2018. Meanwhile, Government Housing Sukuk decreased by RM1,600 million to RM26,800 million (3.51%) as compared to RM28,400 million in 2018. The remaining balance of RM4,500 million or 0.59% was Treasury Bills, decreased by RM2,000 million as compared to RM6,500 million in the previous year.

**Chart 22** shows a comparison of Domestic Loans position for a period of five (5) years.

Non-resident holdings of Domestic Loans provide an overview of the foreign market risk levels towards domestic securities. The value of these holdings increased from RM165,778 million (23.04%) in 2018 to RM186,493 million (24.40%) in 2019. The comparison of resident holdings against non-residents for domestic debt securities is shown in **Table 12**.

**Table 12 : The Comparison of Resident Holdings Against Non-Residents for Domestic Debt Securities**

Debt Security	Resident		Non-Resident		Total RM Million
	RM Million	%	RM Million	%	
Treasury Bills	2,989	66.42	1,511	33.58	4,500
Government Investment Issues	317,705	93.77	21,095	6.23	338,800
Malaysia Government Securities	230,246	58.42	163,887	41.58	394,133
Government Housing Sukuk	26,800	100	-	-	26,800
<b>Grand Total</b>	<b>577,740</b>	<b>75.60</b>	<b>186,493</b>	<b>24.40</b>	<b>764,233</b>

**Chart 23** shows a comparison of the equivalent value of foreign market loans for five (5) years.

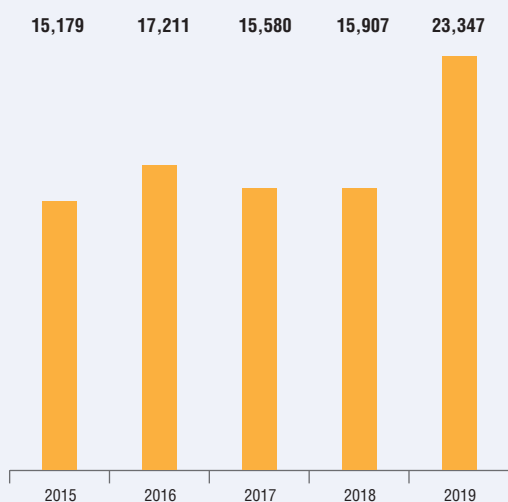
The equivalent value of Malaysian Ringgit for foreign currency loans from foreign sources as at 31 December 2019 was RM28,765 million (3.63%), an increase of RM7,261 million as compared to RM21,504 million (2.90%) in 2018. Foreign market loans which was the issuance of Global

Sukuk remain unchanged at USD3,800 million with the equivalent value of Malaysian Ringgit decreasing from RM15,907 to RM15,734 million as a result of Malaysian Ringgit (RM) strengthening against the US Dollar (USD). In 2019, there were additional foreign debt instruments derived from the issuance of Samurai Bonds at JPY200,000 million with an equivalent value of Malaysian Ringgit amounting to RM7,170 million.

**Chart 23**

**Equivalent Value of Foreign Market Loan**

(RM mil)



Foreign Assistance which is a syndicated term loan from international financial institutions (Multilateral) and foreign government (Bilateral) decreased to the Malaysian Ringgit equivalent amounted to RM5,418 million in 2019 as compared to RM5,597 million in 2018. The component of Foreign Assistance comprised Bilateral loans amounted to RM5,201 million (95.99%) and Multilateral loans amounted to RM217 million (4.01%).

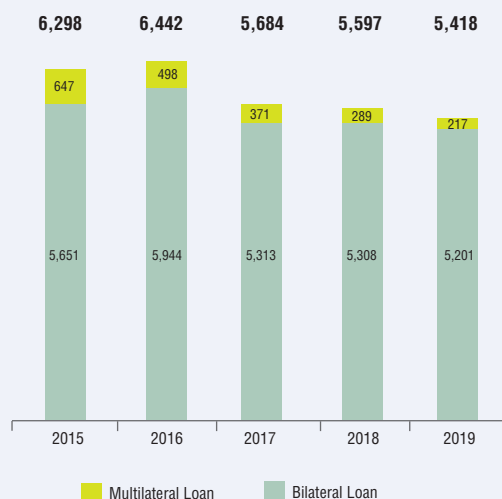
**Chart 24** shows a comparison of Foreign Assistance for five (5) years.

Further information is mentioned **Note 10 (a) – Notes to the Financial Statements** and **Attachment 5 : Statement of Memorandum account of Liability - Federal Debt**.

**Chart 24**

**Foreign Assistance**

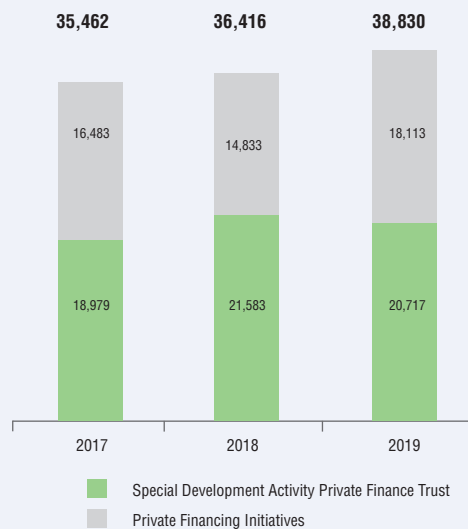
(RM mil)



**Chart 25**

**Private Finance Initiatives Liabilities**

(RM mil)



**Private Finance Initiatives Liabilities**

Private Finance Initiatives Liabilities is a Federal Government obligation to repay the financing of public projects through a Private Finance Initiatives Trust Account. Private Finance Initiatives

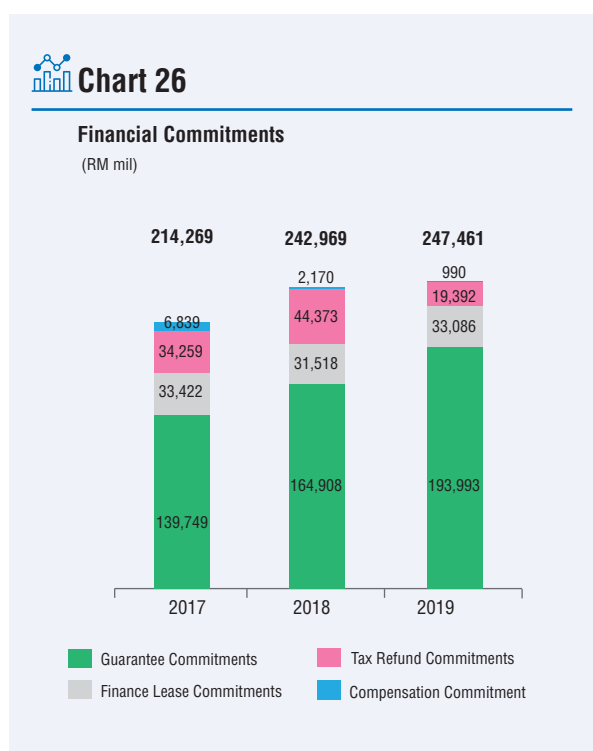
Liabilities consists of Private Finance Initiative and Private Finance Special Development Activity. The total liability in 2019 was RM38,830 million which showed an increase of RM2,414 million (6.63%) as compared to RM36,416 million in 2018.

The comparison of Private Finance Initiatives Liabilities for a period of three (3) years is shown in **Chart 25**.

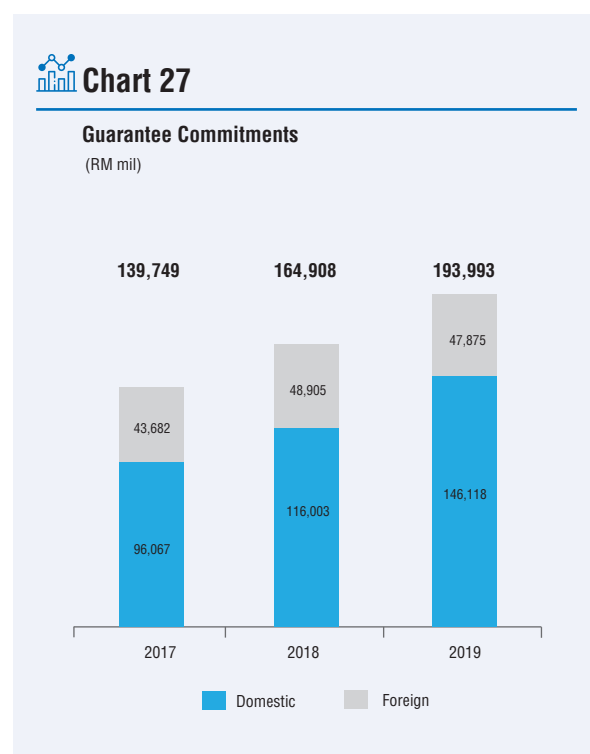
Further information is mentioned **Note 10 (b) – Notes to the Financial Statements** and **Attachment 6 : Statement of Memorandum Account of Liability - Private Finance Initiatives**.

### Financial Commitments

Disclosure of Financial Commitments includes payments that have become an obligation to the Federal Government. Financial Commitments consist of Guarantee Commitment, Finance Lease Commitment, Tax Repayment Commitment and Compensation Commitment. The position of Federal Government Financial Commitments in 2019 amounted to RM247,461 million, an increase of RM4,492 million (1.85%) as compared to RM242,969 million in 2018. The comparison of Financial Commitments for a period of three (3) years is shown in **Chart 26**.



**Guarantee Commitments** is a Government Linked Company loan secured by the Federal Government and has become an obligation to the Federal Government. These commitments consist of the Domestic and Foreign Guarantee Commitments which showed an increase of RM29,085 million (17.64%) in 2019 with a value of RM193,993 million as compared to 2018 amounting to RM164,908 million. The comparison of Guarantee Commitments for a period of three (3) years is shown in **Chart 27**.

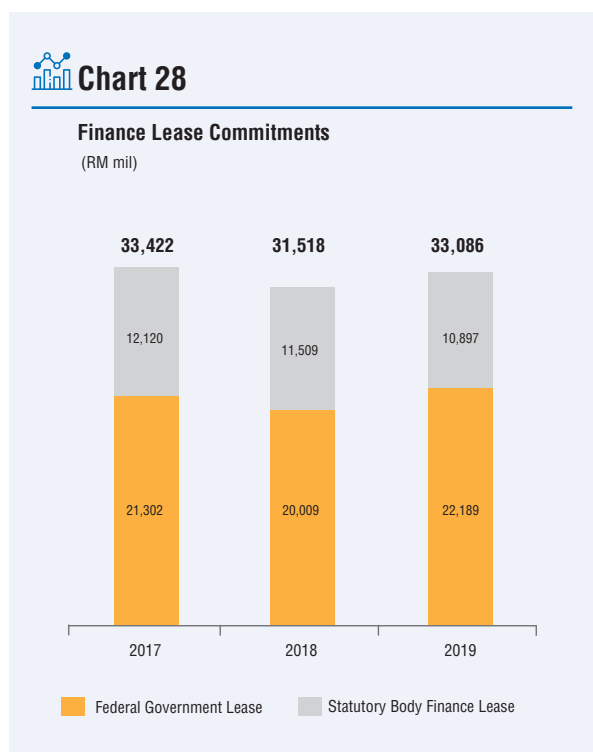


Further information is mentioned in **Note 10 (c) (i) – Notes to the Financial Statements** and **Attachment 7 : Statement of Memorandum Account of Liability - Guarantee Commitments**.

The **Finance Lease Commitments** consists of the Federal Government Finance Lease and the Statutory Body Finance Lease which are the Federal Government lease payment obligation under the financial lease agreement. In 2019, the total Finance Lease Commitments amounted to RM33,086 million, an increase of RM1,568 million (4.97%) as compared to RM31,518 million in 2018. The amount comprised of Federal Government Finance Lease amounting to RM22,189 million (67.06%) and Statutory Bodies Finance Lease amounting to RM10,897 million (32.94%).

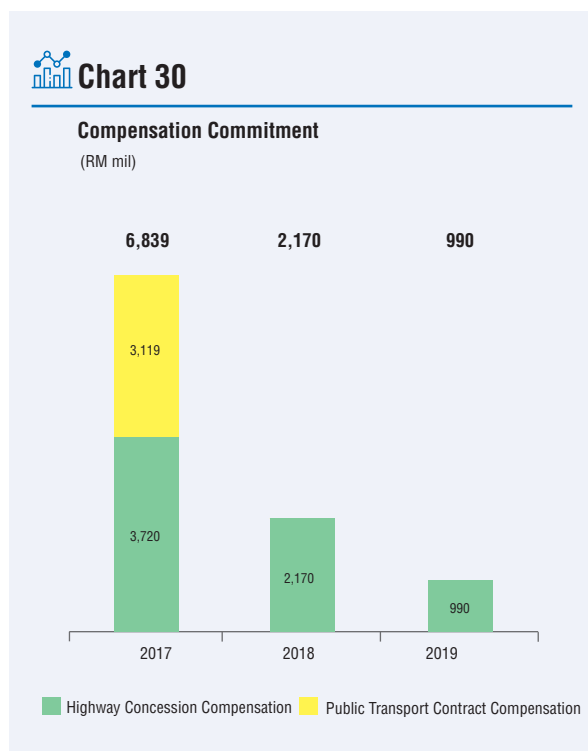
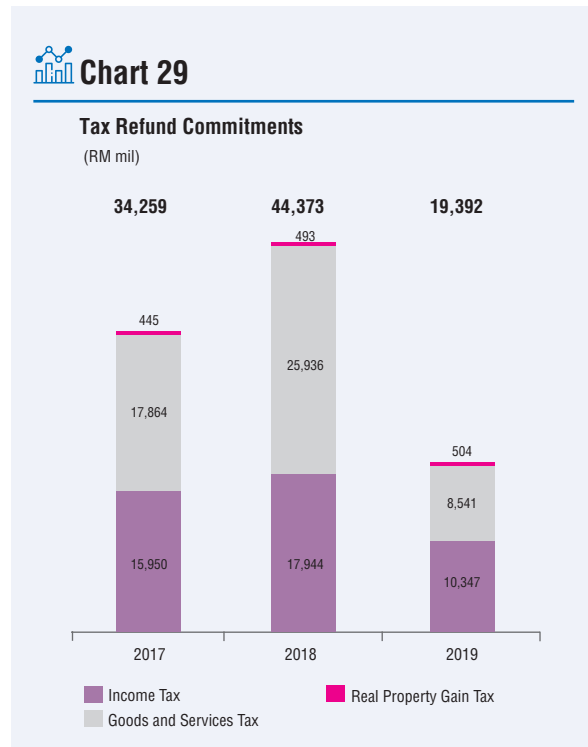
The comparison of Finance Lease Commitments for a period of three (3) years is shown in **Chart 28**.

Further information is mentioned in **Note 10 (c) (ii) – Notes to the Financial Statements** and **Attachment 8 : Statement of Memorandum Account of Liability - Finance Lease Commitments**



The **Tax Refund Commitments** is the Federal Government's obligation to make tax refunds involving Income Tax, Real Property Gains Tax as well as Goods and Services Tax which is subject to the review and auditing process. As a whole, the total Tax Refund Commitments in 2019 amounted to RM19,392 million with a decrease of RM24,981 million (56.30%) as compared to RM44,373 million in 2018. In 2019, the Income Tax Refund Commitment was RM10,347 million (53.36%), Real Property Gains Tax Commitment was RM504 million (2.60%) while Goods and Services Tax Refund Commitment amounted to RM8,541 million (44.04%). The comparison of Tax Refund Commitment for a period of three (3) years is shown in **Chart 29**.

Further information is presented in **Note 10 (c) (iii) – Notes to the Financial Statements**.



**Compensation Commitment** is the Federal Government's obligation to make compensation payments based on the terms of the Federal Government's contract with the concessionaire company. Highway Concession Compensation Commitment for 2019 was RM990 million,

a decrease of RM1,180 million (54.38%) as compared to RM2,170 million in 2018. The comparison of Highway Concession Compensation Commitment for a period of three (3) years is shown in **Chart 30**.

Further information is presented in **Note 10 (c) (iv) – Notes to the Financial Statements** and **Attachment 9 : Statement of Memorandum Account of Liability - Compensation Commitment**.

### Other Liabilities

Other Liabilities consist of Payable Notes, Unclaimed Securities and Central Depository Accounts. In 2019, Other Liabilities amounted to RM840 million, an increase of RM54 million (6.87%) as compared to RM786 million in 2018.

Payable Notes are Promissory Notes to International Financial Organizations or Institutions. These Promissory Notes will be paid in stages according to a certain period as agreed. Payable Notes in 2019 amounted to RM799 million, an increase of RM54 million (7.25%) as compared to RM745 million in 2018.

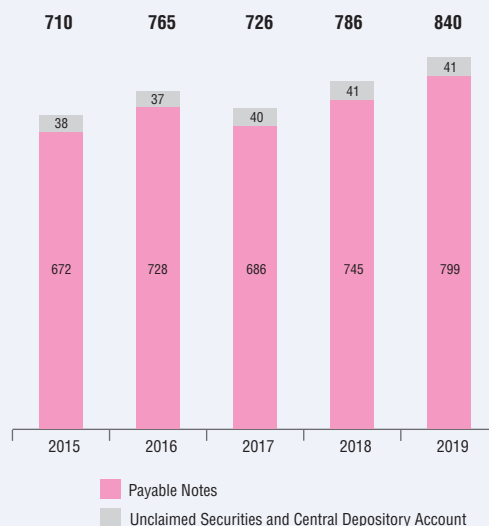
The Accountant General acts as the trustee on behalf of the Federal Government on Unclaimed Securities and Central Depository Account held by the Accountant General of Malaysia in accordance to Section 65 Trustee Act 1949, Section 36 Trust Companies Act 1949 and Section 353 Companies Act 2016. Whereas, Central Depository Account is a balance of Ministry of Finance Central Depository Account which has been maintained in accordance to Section 14, Section 29 and Section 30 of the Securities Industry (Central Depository) (Amendment) (No. 2) Act 1998 (SICDA). The balance of Unclaimed Securities and Central Depository Account for 2019 shows a slight increase as compared to 2018.

**Chart 31** shows a comparison of the remaining Other Liabilities according to component for a period of five (5) years.

Further information is mentioned in **Note 10 (d) – Notes to the Financial Statements**.

**Chart 31**

#### Other Liabilities (RM mil)



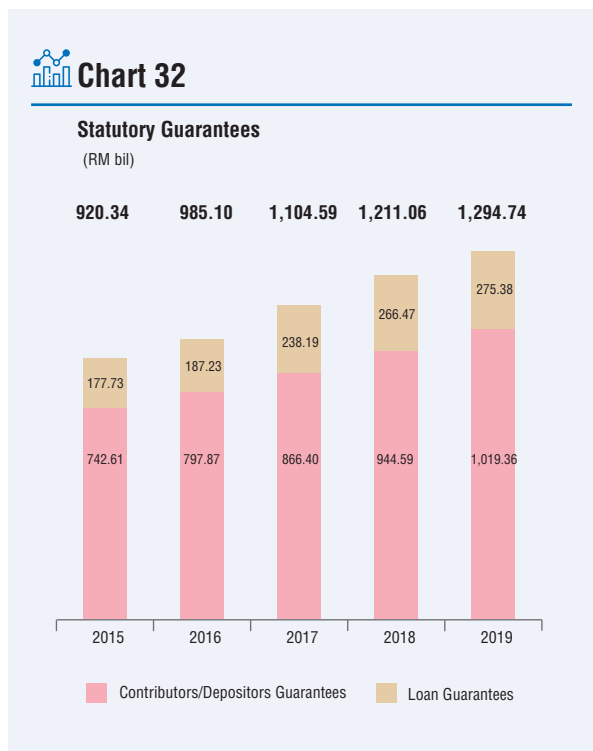
### Contingent Liabilities

Contingent Liabilities consist of Federal Government statutory guarantees namely loan guarantees for Statutory Bodies and Government Linked Companies under the relevant acts as well as guarantee for contributors or depositors savings in Bank Simpanan Nasional, Employees Provident Fund, Lembaga Tabung Haji and Perbadanan Tabung Pendidikan Tinggi Nasional. Contingent Liabilities will only be recognized as liability of the Federal Government if the entity fails to meet its financial obligations.

In 2019, the Federal Government's Contingent Liabilities including guarantees that had been committed by the Federal Government amounted to RM1,294.74 billion, an increase of RM83.68 billion (6.91%) as compared to RM1,211.06 billion in 2018. Guarantee for contributors or depositors' savings amounted to RM1,019.36 billion, an increase of RM74.77 billion (7.92%) as compared to RM944.59 billion in 2018. Statutory Bodies loan guarantee amounted to RM68.71 billion, an increase of RM4.14 billion (6.41%) as compared to RM64.57 billion in the previous year. Meanwhile, loan guarantees to Government Linked Companies amounting to

RM206.67 billion increased by RM4.77 billion (2.36%) from RM201.90 billion in 2018.

**Chart 32** shows a comparison of Statutory Guarantees according to component for a period of five (5) years.



Further information is mentioned in **Note 11 – Notes to the Financial Statements** and **Attachment 10 - Statement of Memorandum Account of Statutory Guarantees**.

## MOVING FORWARD

Overall, the financial position of the Federal Government in 2019 remained strong and supported by a stable growth environment of the domestic economy.

In 2019, Federal Government revenues increased by RM31,532 million (13.54%) to RM264,415 million as compared to 2018 collection amounted to RM232,883 million. Operating Expenditures 2019 was RM263,343 million, an increase of RM32,382 million (14.02%) as compared to RM230,961 million in 2018. Development Expenditures for 2019 amounted to RM54,173 million, a decrease of RM1,922 million (3.43%) as compared to RM56,095 million in 2018.

The fiscal deficit in 2019 decreased to 3.4% as compared to 3.7% which was achieved in 2018. The Federal Government debt remained below the threshold level of 55% of GDP.

In this regard, this boosting performance proves that the Malaysian economy is still resilient despite facing various challenges from internal and external forces. Various efforts and measures are taken by the government to optimize the spending of ministries and government agencies without affecting public delivery. This initiative is in line with the government's intention to maintain the momentum of the country's economic growth while strengthening the government's finances.

# FINANCIAL STATEMENTS

FEDERAL GOVERNMENT FINANCIAL STATEMENTS

2019





**CERTIFICATE OF THE AUDITOR GENERAL  
ON THE FINANCIAL STATEMENTS OF  
FEDERAL GOVERNMENT  
FOR THE YEAR ENDED 31 DECEMBER 2019**

**Certificate on the Audit of the Financial Statements**

**Opinion**

I have audited the Financial Statements of the Federal Government, which comprise the Statement of Financial Position as at 31 December 2019, Statement of Cash Receipts and Payments, Statement of Financial Performance and the Statement of Memorandum Accounts for the year then ended, and notes to the financial statements, including a summary of significant accounting policies, as set out on pages **5 to 26** of the financial statements.

In my opinion, the accompanying financial statements give a true and fair view of the financial position of the Federal Government as at 31 December 2019, and of its financial performance and its cash flows for the year then ended in accordance with the Financial Procedure Act 1957, Government Accounting Standards and International Public Sector Accounting Standard (Financial Reporting under the Cash Basis of Accounting).

**Basis for Opinion**

The audit is conducted in accordance with the Audit Act 1957 and the International Standards of Supreme Audit Institutions. My responsibilities under those standards are further described in the Auditor's Responsibilities for the Audit of the Financial Statements section of my certificate. I believe that the audit evidence I have obtained is sufficient and appropriate to provide a basis for my opinion.

**Independence and Other Ethical Responsibilities**

I am independent of the Federal Government and I have fulfilled the other ethical responsibilities in accordance with the International Standards of Supreme Audit Institutions.

## Emphasis of Matter

Without modifying my opinion, I would like to draw your attention to the matters below:

### 1. Note 5(b) on Operating Expenditure and Note 7(a)(i) on Development Expenditure.

An amount of RM3.413 billion from the development allocation and an amount of RM0.529 billion from the operating allocation have been given to 11 companies for the purpose of loan repayments due which were guaranteed by the Federal Government. Out of that, RM1.388 billion of development fund was given to two (2) of the said 11 companies which were not related to development projects.

### 2. Investments of National Trust Fund

Note 1(c)(iv) and 1(f) – Accounting Policies and Practices, Note 3 - Cash, Note 4 – Investments and Note 7(a)(ii) – Miscellaneous Government Trust Funds.

a. Cash included in the Financial Statement of Federal Government as at 31 December 2019 was Cash from the National Trust Fund (KWAN) amounting to RM1.567 billion. The National Trust Fund's account was prepared on accrual basis in accordance with the Malaysian Public Sector Accounting Standards (MPSAS). An amount of RM1.94 million of accrued interest was reported as fix deposit interest for a period not more than three (3) months in the Financial Statement. Other than that, an amount of RM11.89 million was understated due to the differences in exchange rate policies.

b. Investment included in the Financial Statement of Federal Government as at 31 December 2019 was RM95.46 million which was understated due to the differences in exchange rate policies.

## Information Other than the Financial Statements and Auditor's Certificate Thereon

The Financial Authority of the Federal Government is responsible for the other information in the Annual Report. My opinion on the Financial Statements of the Federal Government does not cover other information than the Financial Statements and Auditor's Certificate thereon and I do not express any form of assurance conclusion thereon.

## Responsibilities of the Financial Authority for the Financial Statements

The Financial Authority is responsible for the preparation of Financial Statements of the Federal Government that give a true and fair view in accordance with Financial Procedure Act 1957, Government Accounting Standards and International Public Sector Accounting Standard (Financial Reporting under the Cash Basis of Accounting). The Financial Authority

is also responsible for such internal control as it is necessary to enable the preparation of the Financial Statements of the Federal Government that are free from material misstatement, whether due to fraud or error.

In preparing the Financial Statements of the Federal Government, the Financial Authority is responsible for assessing the Federal Government's ability to continue as a going concern, disclosing, as applicable, matters related to going concern and using the going concern basis of accounting.

### **Auditor's Responsibilities for the Audit of the Financial Statements**

My objectives are to obtain reasonable assurance about whether the Financial Statements of the Federal Government as a whole are free from material misstatement, whether due to fraud or error, and to issue Auditor's Certificate that includes my opinion. Reasonable assurance is a high level of assurance, but is not a guarantee that an audit conducted in accordance with the International Standards of Supreme Audit Institutions will always detect a material misstatement when it exists. Misstatements can arise from fraud or error and are considered material if, individually or in the aggregate, they could reasonably be expected to influence the economic decisions of users taken on the basis of these financial statements.

As part of an audit in accordance with the International Standards of Supreme Audit Institutions, I exercise professional judgement and maintain professional scepticism throughout the audit. I also:

- a. Identify and assess the risks of material misstatement of the Financial Statements of the Federal Government, whether due to fraud or error, design and perform audit procedures responsive to those risks, and obtain audit evidence that is sufficient and appropriate to provide a basis for my opinion. The risk of not detecting a material misstatement resulting from fraud is higher than for one resulting from error, as fraud may involve collusion, forgery, intentional omissions, misrepresentations, or the override of internal control.
- b. Obtain an understanding of internal control relevant to the audit in order to design audit procedures that are appropriate in the circumstances, but not for the purpose of expressing an opinion on the effectiveness of the Federal Government's internal control.
- c. Evaluate the appropriateness of accounting policies used and the reasonableness of accounting estimates and related disclosures made by the Financial Authority.
- d. Conclude on the appropriateness the Financial Authority use of the going concern basis of accounting and, based on the audit evidence obtained, whether a material uncertainty exists related to events or conditions that may cast significant doubt on of the Federal Government's ability to continue as a going concern. If I conclude that a material uncertainty exists, I have to draw attention in my Auditor's Certificate to the related

disclosures in the Financial Statements of the Federal Government or, if such disclosures are inadequate, to modify my opinion. My conclusions are based on the audit evidence obtained up to the date of Auditor's Certificate.

- e. Evaluate the overall presentation of the Financial Statements of the Federal Government, including the disclosures, and whether the Financial Statements of the Federal Government represents the underlying transactions and events in a manner that achieves fair presentation.

### **Other Matters**

1. The Financial Authority must ensure the preparation of the Financial Statements is consistent in accordance with the Government Accounting Standards for the matters below:
  - a. Maintenance expenses and services contracts must be budgeted and paid under operating expenditure.
  - b. Dividend receipts from investment must be accounted in Consolidated Revenue Account.
  - c. The standardisation of exchange rate policy in the Financial Statement is using the selling rate as at 31 December.
2. In accordance with the accounting principle, substance over form as mentioned in the Government Accounting Standards No. 1, the allocation of the Federal Consolidated Fund to the companies for the purpose of the loan repayments that are guaranteed by the Government should be treated as loans or advances to the companies. These loans or advances are to be paid back by the companies although Section 8 of Loans Guarantee (Bodies Corporate) Act 1965 (Act 96) has not been invoked.

This certificate is prepared in accordance with Article 106 (1) of the Federal Constitution 1957 and serves for no other purpose. I do not assume responsibility to any other person for the content of this certificate.



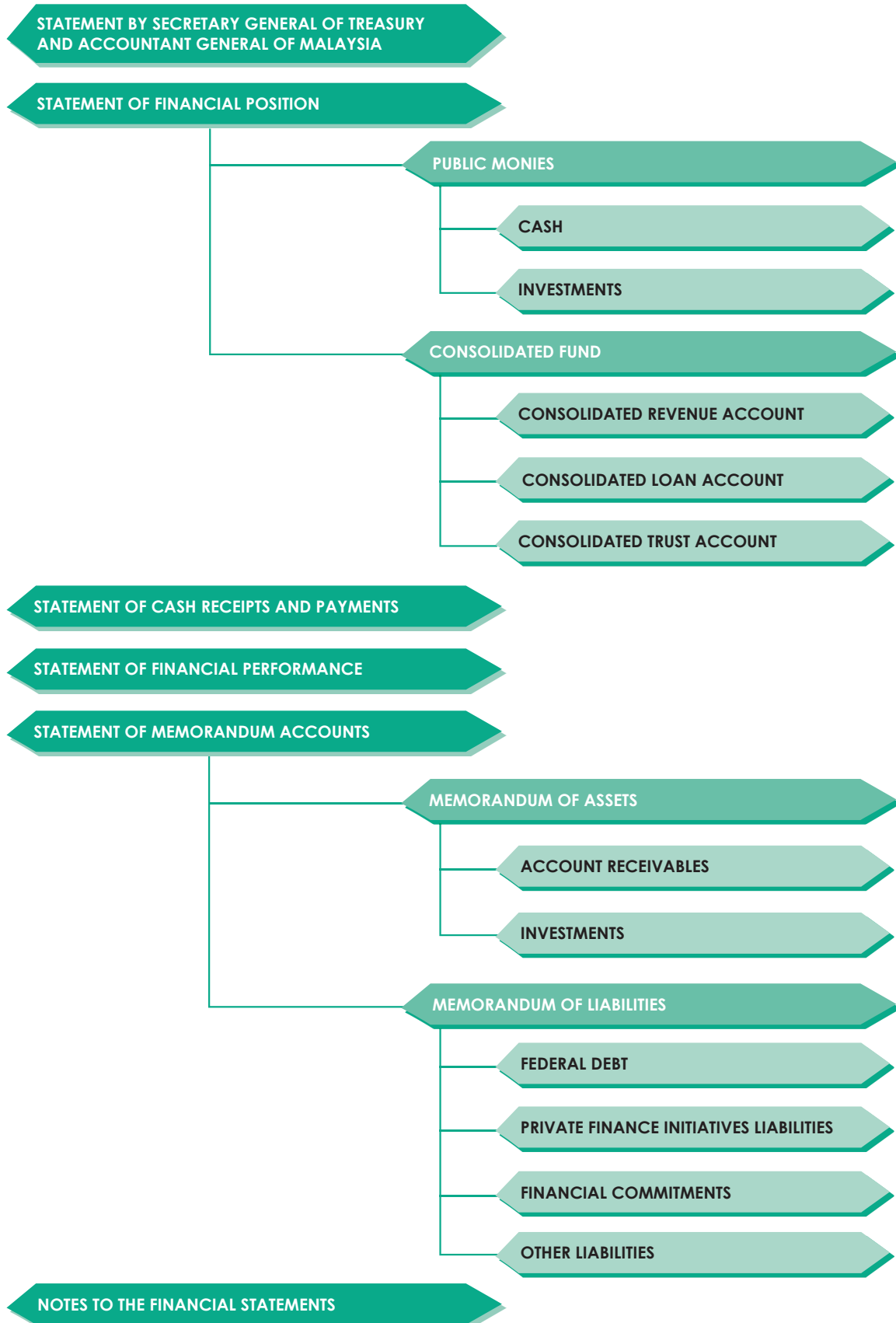
**(DATUK NIK AZMAN NIK ABDUL MAJID)**  
AUDITOR GENERAL  
MALAYSIA

PUTRAJAYA  
6 OCTOBER 2020





# GLOSSARY OF FEDERAL GOVERNMENT FINANCIAL STATEMENTS 2019



## STATEMENT BY SECRETARY GENERAL OF TREASURY AND ACCOUNTANT GENERAL OF MALAYSIA

The Federal Government Financial Statement 2019 and Notes to the Financial Statements are prepared:

- (a) in compliance with Section 16(1) of the Financial Procedure Act 1957 [Act 61], Government Accounting Standard and International Public Sector Accounting Standard - Financial Reporting under the Cash Basis of Accounting; and
- (b) by consolidating financial information from all accounting offices of Accountant General's Department and Ministries.

The Federal Government Financial Statements 2019 which consist of the Statement of Financial Position, Statement of Cash Receipts and Payments, Statement of Financial Performance, Statement of Memorandum Accounts and Notes to the Financial Statements give a true and fair view as at 31 December 2019.

At the time of signing, to the best of knowledge we were not aware of any circumstances, which would render any particulars included in the 2019 Federal Government Financial Statements to be misleading or inaccurate.



TAN SRI AHMAD BADRI BIN MOHD ZAHIR  
Secretary General of Treasury  
9th March 2020



DATUK DR. YACOB BIN MUSTAFA  
Accountant General of Malaysia  
9th March 2020

## STATEMENT OF FINANCIAL POSITION AS AT 31 DECEMBER 2019

		<u>2019</u>	<u>2018</u>
	<u>Note</u>	<u>RM</u>	<u>RM</u>
<b>PUBLIC MONIES</b>			
CASH	3	20,497,071,598	23,647,599,864
INVESTMENTS	4	38,733,609,974	29,262,457,181
		<u>59,230,681,572</u>	<u>52,910,057,045</u>
<b>HELD FOR : CONSOLIDATED FUND</b>			
CONSOLIDATED REVENUE ACCOUNT	5	11,863,127,086	11,863,127,086
CONSOLIDATED LOAN ACCOUNT	6	16,277,384,329	15,224,123,149
CONSOLIDATED TRUST ACCOUNT	7	31,090,170,157	25,822,806,810
		<u>59,230,681,572</u>	<u>52,910,057,045</u>

*This Statement of Financial Position is to be read in conjunction with the accompanying notes to the financial statements.*

## STATEMENT OF CASH RECEIPTS AND PAYMENTS FOR THE YEAR ENDED 31 DECEMBER 2019

	Note	2019		2018	
		RM	RM	RM	RM
<b>RECEIPTS</b>					
<b>Revenues</b>					
	8				
Tax Revenue		180,565,395,770		174,060,593,259	
Non - Tax Revenue		79,672,012,513		51,106,244,812	
Non - Revenue Receipts		2,850,750,934		6,036,758,532	
Revenue from Federal Territories		<u>731,425,934</u>	263,819,585,151	<u>1,490,740,484</u>	232,694,337,087
<b>Loans</b>					
Domestic Loans		131,254,933,379		131,563,680,686	
Foreign Loans		<u>7,170,135,617</u>	138,425,068,996	<u>-</u>	131,563,680,686
<b>Foreign Assistance</b>					
Multilateral Loans		-		-	
Bilateral Loans		<u>133,815,309</u>	133,815,309	<u>35,737,126</u>	35,737,126
<b>Capital Receipts</b>					
	8				
Loans Recoveries		1,550,069,125		761,819,515	
Miscellaneous		<u>127,814,246</u>	1,677,883,371	<u>11,363,008</u>	773,182,523
<b>Trust Receipts</b>					
Private Finance Initiative		20,406,621		149,094,515	
Special Development Activity Private Finance		4,328,344,028		9,213,141,759	
Others		<u>-</u>	4,348,750,649	<u>8,472,183,766</u>	17,834,420,040
<b>Total Receipts</b>			<b><u>408,405,103,476</u></b>		<b><u>382,901,357,462</u></b>

## STATEMENT OF CASH RECEIPTS AND PAYMENTS (Continuation) FOR THE YEAR ENDED 31 DECEMBER 2019

	Note	2019		2018	
		RM	RM	RM	RM
<b>PAYMENTS</b>					
<b>Operating Expenditures</b>	8				
Emolument		80,534,388,107		79,988,967,837	
Supplies and Services		31,506,555,860		35,282,570,327	
Assets		770,140,555		447,395,520	
Grants and Fixed Charges		110,269,277,519		112,888,210,273	
Other Expenditure		<u>1,694,705,281</u>	224,775,067,322	<u>1,076,875,295</u>	229,684,019,252
<b>Development Expenditures</b>					
Direct		52,058,496,026		54,405,363,219	
Loans		<u>2,114,739,291</u>	54,173,235,317	<u>1,690,092,443</u>	56,095,455,662
<b>Loans</b>					
Domestic Loans		82,722,693,311		77,136,483,161	
Foreign Loans		<u>—</u>	82,722,693,311	<u>—</u>	77,136,483,161
<b>Foreign Assistance</b>					
Multilateral Loans		68,764,375		82,490,028	
Bilateral Loans		<u>258,134,157</u>	326,898,532	<u>273,378,370</u>	355,868,398
<b>Capital Expenditure</b>					
Purchase of Financial Instruments		<u>9,471,152,793</u>	9,471,152,793	<u>5,142,153,805</u>	5,142,153,805
<b>Trust Expenditures</b>	8				
Private Finance Initiative		53,510,077		185,579,633	
Special Development Activity Private Finance		5,469,865,863		8,718,326,145	
Others		<u>34,563,208,527</u>	40,086,584,467	<u>—</u>	8,903,905,778
<b>Total Payments</b>			<b>411,555,631,742</b>		<b>377,317,886,056</b>
Increase / (Decrease) in Cash			(3,150,528,266)		5,583,471,406
Cash as at 1 January			23,647,599,864		18,064,128,458
<b>CASH AS AT 31 DECEMBER</b>			<b>20,497,071,598</b>		<b>23,647,599,864</b>

This Statement of Cash Receipts and Payments is to be read in conjunction with the accompanying notes to the financial statements.

# STATEMENT OF FINANCIAL PERFORMANCE FOR THE YEAR ENDED 31 DECEMBER 2019

	Note	2019		2018
		Budget	Actual	Actual
		RM	RM	RM
<b>REVENUE</b>	5	263,299,755,000	264,414,755,876	232,882,562,288
<i>Less:</i>				
Operating Expenditure	5	260,546,745,010	263,342,924,643	230,960,492,668
<b>REVENUE SURPLUS</b>		<u>2,753,009,990</u>	<u>1,071,831,233</u>	<u>1,922,069,620</u>
<i>Less:</i>				
Development Expenditure	7	53,778,513,037	54,173,235,317	56,095,455,662
<b>OVERALL DEFICIT</b>		<u><u>(51,025,503,047)</u></u>	<u><u>(53,101,404,084)</u></u>	<u><u>(54,173,386,042)</u></u>
<b>DEFICIT FUNDED BY:</b>				
Loans and Foreign Assistance	6		55,509,292,462	54,107,066,253
Loans Recoveries and Miscellaneous Receipts	7		1,730,728,126	788,182,523
Changes in Cash, Investments and Trust			(4,138,616,504)	(721,862,734)
<b>TOTAL FUND</b>			<u><u>53,101,404,084</u></u>	<u><u>54,173,386,042</u></u>

This Statement of Financial Performance is to be read in conjunction with the accompanying notes to the financial statements.

## STATEMENT OF MEMORANDUM ACCOUNTS AS AT 31 DECEMBER 2019

		2019	2018
	<u>Note</u>	<u>RM</u>	<u>RM</u>
<b>MEMORANDUM OF ASSETS</b>			
	9		
Account Receivables		94,114,786,243	86,831,363,635
Investments		32,038,227,719	31,058,227,719
<b>Total Assets</b>		<b>126,153,013,962</b>	<b>117,889,591,354</b>
<b>MEMORANDUM OF LIABILITIES</b>			
	10		
Federal Debt		792,997,555,813	741,048,714,484
Private Finance Initiatives Liability		38,829,548,225	36,416,442,980
Financial Commitments		247,461,392,666	242,968,745,211
Other Liabilities		840,133,470	786,190,452
<b>Total Liabilities</b>		<b>1,080,128,630,174</b>	<b>1,021,220,093,127</b>

*This Statement of Memorandum Accounts is to be read in conjunction with the accompanying notes to the financial statements.*

# NOTES TO THE FINANCIAL STATEMENTS FOR THE YEAR ENDED 31 DECEMBER 2019

## SIGNIFICANT ACCOUNTING POLICIES AND PRACTICES

### 1. ACCOUNTING POLICIES AND PRACTICES

Accounting policies and practices are consistently applied in the preparation of the financial statements unless otherwise stated.

- a) Accounting policies are in compliance with the laws, rules and regulations relating to accounting and financial management of the Federal Government.
- b) Federal Government accounting is based on the concepts of Consolidated Fund, whereby:
  - i) Article 97 of the Federal Constitution requires all revenues and monies raised or received except Zakat, Fitrah and Baitulmal or similar Islamic religious revenue, to be paid into and form one fund known as the Consolidated Fund.
  - ii) Article 104 of the Federal Constitution requires that no monies, except specified Charged Expenditure, shall be withdrawn from the Consolidated Fund unless they are appropriated or otherwise authorised by Parliament.
  - iii) Section 7 of the Financial Procedure Act 1957 [Act 61], provides that the Consolidated Fund is divided into the Consolidated Revenue Account, the Consolidated Loan Account and the Consolidated Trust Account.
- c) The Federal Government practices modified cash basis of accounting. All payments and receipts are accounted for when payments are made and receipts received with the following modifications:
  - i) Payments for works done, supplies received and services rendered up to 31 December of the current financial year can be made in January of the following year and charged to current year's appropriation.
  - ii) Cash receipts not deposited in the bank and cash at bank not accounted in the cash book of accounting offices as at 31 December of that financial year are treated as cash-in-transit and are accounted as receipt in the current financial year.
  - iii) Accounting for certain non-cash transactions such as transfer of appropriations from Consolidated Revenue Account to Consolidated Trust Account, profit and loss from investments, write-off of loans from Trust Fund, conversion of loans to equity interests.
  - iv) The reporting of National Trust Fund (KWAN) in the Federal Government Financial Statement is based on KWAN Audited Financial Statement that is prepared on accrual basis in accordance with KWAN Act 1988 and Malaysia Public Sector Accounting Standard (MPSAS).
- d) Accounting entity includes all Ministries and Departments of the Federal Government.
- e) The financial year is defined by Section 3 of the Financial Procedure Act 1957 [Act 61] as a period of twelve months ending on the 31st December every year.
- f) The financial statements are prepared using Ringgit Malaysia (RM). Transaction in foreign currencies are translated into Ringgit Malaysia using the exchange rate specified by the Central Bank of Malaysia or the Accountant General's Department in accordance with the relevant policies.
- g) The financial statements are prepared on the same basis as the Budget to enable comparison to be made.
- h) When there is a change in the presentation or classification of items, the comparative amounts are restated unless otherwise stated.
- i) Amounts are rounded up to nearest Ringgit Malaysia (RM) which may result in difference of RM 1 for several items stated in the Financial Statements and in the Notes to the Financial Statements.

### 2. PRESENTATION OF THE FEDERAL GOVERNMENT FINANCIAL STATEMENTS

The Federal Government Financial Statements are prepared in compliance with Section 16(1) of the Financial Procedure Act 1957 [Act 61], Government Accounting Standards and International Public Sector Accounting Standard (IPSAS) - Financial Reporting under the Cash Basis of Accounting comprise the following:

- a) Statement of Financial Position;
- b) Statement of Cash Receipts and Payments;
- c) Statement of Financial Performance;
- d) Statement of Memorandum Accounts; and
- e) Notes to the Financial Statements.

# NOTES TO THE FINANCIAL STATEMENTS FOR THE YEAR ENDED 31 DECEMBER 2019

### 3. CASH

Cash comprises Cash At Bank, Cash-In-Transit and Cash-In-Hand.

Cash At Bank comprises of current account and fixed deposit balances for a period not more than three (3) months in accordance with 1.2.3 Cash Basis IPSAS. Fixed deposits not more than three (3) months include KWAN accrued interests amounted to RM1,938,510. There is a difference of RM11,886,931 in cash balances due to different KWAN's foreign exchange rates being used at reporting date.

Cash-In-Transit shows cash not deposited in the bank and cash at bank not accounted in the cash book accounting offices at financial year end.

Cash-In-Hand consists of Petty Cash.

Cash as at 31 December 2019 is as follows:

	2019 RM	2018 RM
<b>CASH</b>	<b>20,497,071,598</b>	<b>23,647,599,864</b>
Cash At Bank	19,723,454,334	22,212,752,569
Cash-In-Transit	770,744,244	1,431,980,775
Cash-In-Hand	2,873,020	2,866,520

### 4. INVESTMENTS

Investments consist of Trust Fund Investments and General Investments which are stated at book value.

Trust Fund Investments are investment under Trust Fund in accordance with the trust deed under Section 9 and Section 10, Financial Procedure Act 1957 [Act 61] and relevant regulations. General Investments are investments made from surplus in Consolidated Fund, excluding investments made from Trust Fund.

Investments involving Foreign Government Securities, Malaysian Government Securities, Foreign Corporate Debt Securities and Domestic Corporate Debt Securities are debt instruments issued by the relevant entities. On the other hand, Foreign Quoted Securities, Domestic Quoted Securities and Domestic Unquoted Securities are equity interest.

In 2018, Foreign Corporate Debt Securities and Domestic Corporate Debt Securities were reported under the category of Domestic Corporate Debt Securities. In 2019, Foreign Corporate Debt Securities and Domestic Corporate Debt Securities are reported separately. Comparative figures for financial year of 2018 for Domestic Corporate Debt Securities were restated from RM6,827,402,898 to RM2,869,471,359 and Foreign Corporate Debt Securities were restated RM3,957,931,539.

There is a difference of RM95,461,960 in investment balances due to different in KWAN's foreign exchange rates being used at reporting date.

Investments as at 31 December 2019 are as follows:

	2019 Book Value		2018 Book Value	
	RM	RM	RM	RM
<b>INVESTMENTS</b>	<b>38,733,609,974</b>		<b>29,262,457,181</b>	
Foreign Government Debt Securities	4,157,767,085	-	1,172,457,168	-
Malaysian Government Debt Securities	1,974,496,965	-	2,124,457,690	-
Foreign Corporate Debt Securities	3,294,914,325	-	3,957,931,539	-
Domestic Corporate Debt Securities	3,828,888,018	-	2,869,471,359	-
Foreign Quoted Securities	122,098,193	-	286,053,195	-
Domestic Quoted Securities	2,221,174,251	-	2,014,796,137	-
Domestic Unquoted Securities	440,108,058	6,717,761,577	440,108,058	6,717,761,577
Domestic Short Term Deposits For More Than 3 - 12 Months	10,163,808,944	5,811,650,000	8,671,991,964	966,650,000
Miscellaneous	-	942,558	39,835,936	942,558
<i>Total</i>	26,203,255,839	12,530,354,135	21,577,103,046	7,685,354,135

# NOTES TO THE FINANCIAL STATEMENTS FOR THE YEAR ENDED 31 DECEMBER 2019

## 5. CONSOLIDATED REVENUE ACCOUNT

All revenues and operating expenditures of the government are accounted in the Consolidated Revenue Account in compliance with Article 97 and 98 of the Federal Constitution and Section 7(a) of the Financial Procedure Act 1957 [Act 61]. Revenue surplus amounting RM1,071,831,233 for the current year is transferred to the Development Fund. Cumulative balance of Consolidated Revenue Account has remained at RM11,863,127,086 since year 1996.

Statement of Consolidated Revenue Account for the year ended 31 December 2019 is as follows:

	2019			2018	
	Revised Estimation RM	Actual RM	% Performance	Actual RM	% Performance
BALANCE AS AT 1 JANUARY		11,863,127,086		11,863,127,086	
<b>REVENUES</b>	263,299,755,000	264,414,755,876	100.42	232,882,562,288	98.49
Tax Revenue	180,010,000,000	180,566,080,796	100.31	174,060,593,259	99.63
Non - Tax Revenue	80,216,446,000	79,825,093,134	99.51	51,118,422,864	94.81
Non - Revenue Receipts	2,074,528,000	3,292,082,792	158.69	6,212,805,681	98.23
Revenue from Federal Territories	998,781,000	731,499,154	73.24	1,490,740,484	98.02
<b>OPERATING EXPENDITURES</b>	260,546,745,010	263,342,924,643	101.07	230,960,492,668	99.36
Emolument	80,616,207,553	80,534,388,107	99.90	79,988,967,837	99.45
Supplies and Services	29,959,105,036	31,506,555,860	105.17	35,282,570,327	100.77
Assets	772,185,987	770,140,555	99.74	447,395,520	91.20
Grants and Fixed Charges	147,438,421,303	**148,776,857,724	100.91	**114,144,347,736	98.95
Other Expenditure	1,760,825,131	1,754,982,397	99.67	1,097,211,248	95.04
Transfer of Revenue Surplus to Development Fund		1,071,831,233		1,922,069,620	
<b>TOTAL OPERATING EXPENDITURES (after transfer)</b>	260,546,745,010	264,414,755,876	101.48	232,882,562,288	100.19
Surplus/(Deficit) For The Year		-		-	
<b>BALANCE AS AT 31 DECEMBER</b>		<b>11,863,127,086</b>		<b>11,863,127,086</b>	

Note:(\*\*) - Excludes transfer to Development Fund

### (a) Revenues

Revenues collected, unless specifically provided otherwise in any law, is accounted in gross amount.

Differences between original and revised estimation and actual revenue are explained in the Accountant General's Report.

Revenue by category for the year ended 31 December 2019 is as follows:

	2019				2018	
	Original Estimation RM	Revised Estimation RM	Actual RM	% Performance	Actual RM	% Performance
<b>REVENUES</b>	261,814,363,000	263,299,755,000	264,414,755,876	100.42	232,882,562,288	98.49
<b>TAX REVENUE</b>	176,151,505,000	180,010,000,000	180,566,080,796	100.31	174,060,593,259	99.63
<i>Direct Tax</i>	135,067,864,000	135,639,000,000	134,722,801,658	99.32	130,034,596,082	97.42
Income Tax	126,841,415,000	127,538,000,000	126,506,759,084	99.19	122,486,116,702	97.53
Other Direct Taxes	8,226,449,000	8,101,000,000	8,216,042,574	101.42	7,548,479,380	95.74
<i>Indirect Tax</i>	41,083,641,000	44,371,000,000	45,843,279,138	103.32	44,025,997,177	106.79
Customs Duties - Export	1,603,641,000	1,280,000,000	1,125,974,992	87.97	1,725,055,984	107.82
Customs Duties - Import	2,940,000,000	2,670,000,000	2,732,648,169	102.35	2,896,612,860	103.45
Excise Duties	6,828,000,000	5,045,000,000	5,130,903,240	101.70	4,917,725,850	76.66
Sales Tax on Locally Manufactured Goods	7,700,000,000	6,580,000,000	6,445,254,794	97.95	1,094,622,567	109.46
Sales Tax on Imported Goods	6,160,000,000	8,890,000,000	8,940,233,842	100.57	2,876,452,909	153.00
Service Tax	8,140,000,000	11,330,000,000	12,283,191,823	108.41	1,472,797,317	131.50
Levy	120,000,000	100,000,000	168,833,351	168.83	112,689,180	102.44

(continued)

# NOTES TO THE FINANCIAL STATEMENTS FOR THE YEAR ENDED 31 DECEMBER 2019

	2019				2018	
	Original Estimation RM	Revised Estimation RM	Actual RM	% Performance	Actual RM	% Performance
Excise Duties on Imported Goods	4,552,000,000	5,440,000,000	5,379,866,925	98.89	5,861,122,352	137.06
Miscellaneous Indirect Taxes	2,790,000,000	2,826,000,000	3,420,237,632	121.03	2,617,170,057	96.93
Goods and Services Tax Import	-	-	-	-	9,606,118,809	121.03
Goods and Services Tax Local	-	-	-	-	10,629,520,562	95.22
Tourism Tax	250,000,000	210,000,000	216,134,370	102.92	216,108,730	96.05
<b>NON - TAX REVENUE</b>	<b>81,628,419,000</b>	<b>80,216,446,000</b>	<b>79,825,093,134</b>	<b>99.51</b>	<b>51,118,422,864</b>	<b>94.81</b>
Licences, Registration Fees and Permit	15,566,971,000	15,203,655,000	14,499,140,279	95.37	14,026,620,918	95.54
Service and Services Fee	2,002,235,000	1,847,706,000	1,648,081,196	89.20	1,664,668,725	88.64
Proceeds from Sales of Goods	500,365,000	165,692,000	83,016,850	50.10	156,573,892	28.13
Rentals	645,711,000	180,194,000	189,870,635	105.37	259,006,610	41.33
Interest and Returns on Investments	59,523,376,000	59,500,424,000	60,057,797,554	100.94	31,888,783,021	96.82
Fines and Penalties	1,570,870,000	1,547,128,000	1,650,539,751	106.68	1,451,366,098	97.24
Contributions and Reimbursement from Foreign Countries and Local Contributions	18,060,000	18,461,000	6,041,652	32.73	87,416,648	497.14
Exploration of Oil and Gas MTJA	1,800,831,000	1,753,186,000	1,690,605,217	96.43	1,583,986,952	91.82
<b>NON - REVENUE RECEIPTS</b>	<b>2,449,993,000</b>	<b>2,074,528,000</b>	<b>3,292,082,792</b>	<b>158.69</b>	<b>6,212,805,681</b>	<b>98.23</b>
Refunds of Expenditure	2,331,391,000	1,959,017,000	2,064,339,214	105.38	1,636,330,217	73.96
Receipts from Government Agencies	118,602,000	115,499,000	1,227,730,881	1,062.98	4,576,475,464	111.28
Other Receipts	-	12,000	12,697	105.81	-	-
<b>REVENUE FROM FEDERAL TERRITORIES</b>	<b>1,584,446,000</b>	<b>998,781,000</b>	<b>731,499,154</b>	<b>73.24</b>	<b>1,490,740,484</b>	<b>98.02</b>
Tax Revenue from Federal Territories	1,505,043,000	911,127,000	666,606,365	73.16	1,414,633,435	97.92
Non -Tax Revenue from Federal Territories	79,403,000	87,654,000	64,892,789	74.03	76,107,049	99.86

## (b) Operating Expenditures

Operating Expenditures consists of Charged Expenditures and Supply Expenditures such as emolument, supplies and services, assets as well as grants and fixed charges, and other expenditures. Charged Expenditures consists of charges to the Consolidated Fund as required by Article 98 of the Federal Constitution. Supply Expenditures consists of charges to the Consolidated Fund as approved by the Parliament in compliance with Article 104 of the Federal Constitution.

Supply Expenditures that exceeded budget estimation is charged to the Consolidated Fund whereby a supplementary estimation will be tabled in Parliament in accordance with Article 101(b) of the Federal Constitution.

Operating Expenditures amounted to RM263,342,924,643 includes grant distribution with the amount of RM528,963,870 for repayment of loan guaranteed for companies related to government.

Detailed information on Operating Expenditures can be referred to Attachment 1 : Statement of Operating Expenditures for the year ended 31 December 2019.

# NOTES TO THE FINANCIAL STATEMENTS FOR THE YEAR ENDED 31 DECEMBER 2019

Operating Expenditures for the year ended 31 December 2019 is as follows:

	2019			% Performance
	Original Budget RM	Revised Budget RM	Actual RM	
<b>OPERATING EXPENDITURES</b>	<b>259,850,000,000</b>	<b>260,546,745,010</b>	<b>264,414,755,876</b>	<b>101.48</b>
<b>CHARGED EXPENDITURES</b>	<b>65,195,433,300</b>	<b>65,455,433,300</b>	<b>64,079,723,659</b>	<b>97.90</b>
T. 01 Civil List	13,533,000	13,533,000	13,533,000	100.00
T. 02 Royal Allowances	1,327,100	1,327,100	1,324,042	99.77
T. 03 Chief Justice, Chief Judge and Judges	112,000,000	112,000,000	91,217,795	81.44
T. 04 Auditor-General	925,800	925,800	773,263	83.52
T. 05 Speaker of The House of Representatives	1,980,900	1,980,900	1,265,526	63.89
T. 06 President of The Senate	1,718,600	1,718,600	1,259,086	73.26
T. 07 Election Commission	3,032,100	3,032,100	2,906,052	95.84
T. 08 Judicial and Legal Services Commission	11,000	11,000	10,900	99.09
T. 09 Public Services Commission	7,785,000	7,785,000	5,805,751	74.58
T. 10 Education Service Commission	5,669,700	5,669,700	5,531,109	97.56
T. 11 Police Force Commission	2,261,000	2,261,000	1,566,224	69.27
T. 12 Treasury	6,045,189,100	6,305,189,100	6,116,274,618	97.00
T. 13 Charges on Account of Public Debt	33,000,000,000	33,000,000,000	32,932,714,314	99.80
T. 14 Pensions, Retiring Allowances and Gratuities	26,000,000,000	26,000,000,000	24,905,541,979	95.79
<b>SUPPLY EXPENDITURES</b>	<b>194,654,566,700</b>	<b>195,091,311,710</b>	<b>200,335,032,217</b>	<b>102.69</b>
B. 01 Parliament	137,435,200	137,435,200	134,622,601	97.95
B. 02 Office of The Keeper of the Rulers' Seal	2,531,000	2,531,000	2,290,416	90.49
B. 03 National Audit Department	152,723,700	152,723,700	145,366,800	95.18
B. 04 Election Commission	58,596,000	74,246,000	71,276,666	96.00
B. 05 Public Services Commission	39,899,200	39,899,200	37,746,647	94.61
B. 06 Prime Minister's Department	3,693,538,800	3,693,538,800	3,565,610,391	96.54
B. 07 Public Services Department	1,491,250,100	1,491,250,100	1,491,234,093	99.99
B. 08 Attorney General's Chambers	169,324,700	169,324,700	163,430,916	96.52
B. 09 Malaysian Anti-Corruption Commission	286,774,900	286,774,900	267,415,186	93.25
B. 10 Treasury	4,354,352,100	4,354,352,100	5,117,261,124	117.52
B. 11 Treasury General Services	18,633,916,100	19,346,916,100	**20,402,812,495	105.46
B. 12 Contribution To Statutory Funds	38,798,900,100	38,823,900,100	*** 39,894,731,233	102.76
B. 13 Ministry of Foreign Affairs	632,223,700	632,223,700	646,153,871	102.20
B. 15 Ministry of Economic Affairs	461,336,900	461,336,900	500,708,611	108.53
B. 20 Ministry of Primary Industries	125,598,600	125,598,600	165,956,069	132.13
B. 21 Ministry of Agriculture and Agro-Based Industry	3,057,153,800	3,057,153,800	3,370,421,454	110.25
B. 22 Ministry of Rural Development	2,992,260,500	2,992,260,500	2,992,260,471	99.99
B. 23 Ministry of Water, Land and Natural Resources	1,172,508,300	1,172,508,300	1,230,752,542	104.97
B. 24 Ministry of International Trade and Industry	517,474,400	517,474,400	594,437,171	114.87
B. 25 Ministry of Domestic Trade and Consumer Affairs	1,190,830,900	916,105,900	864,684,544	94.39
B.26 Ministry of Entrepreneur Development	196,408,800	196,408,800	193,756,363	98.65
B. 27 Ministry of Works	1,048,874,800	1,048,874,800	1,064,849,275	101.52
B. 28 Ministry of Transport	1,749,943,300	1,749,943,350	1,735,168,551	99.16
B. 30 Ministry of Science, Technology and Innovation	751,225,700	751,225,700	685,496,242	91.25
B. 31 Ministry of Tourism and Culture	858,217,400	858,217,400	829,857,938	96.70
B. 32 Ministry of Federal Territories	345,167,000	320,207,800	313,753,584	97.98
B. 40 Education Service Commission	16,000,000	16,000,000	15,484,105	96.78
B. 42 Ministry of Health	26,498,317,300	26,498,317,300	27,678,237,694	104.45
B. 43 Ministry of Housing and Local Government	2,434,341,300	2,459,300,500	3,070,326,055	124.85
B. 45 Ministry of Youth and Sports	663,610,000	661,610,000	631,660,509	95.47
B. 46 Ministry of Human Resources	885,120,000	844,939,960	790,674,983	93.58
B. 47 Ministry of Communication and Multimedia	1,072,811,900	1,072,811,900	1,007,116,436	93.88
B. 48 Ministry of Women, Family and Community Development	2,201,600,000	2,201,600,000	2,160,866,743	98.15
B. 60 Ministry of Defence	10,270,468,200	10,270,468,200	10,633,350,143	103.53
B. 62 Ministry Of Home Affairs	12,565,363,700	12,565,363,700	12,113,094,218	96.40
B. 63 Ministry of Education	55,128,468,300	55,128,468,300	55,752,166,077	101.13

Note : (\*\*) - Including grant distribution with the amount of RM528,963,870 for repayment of loan guaranteed for companies related to government.

: (\*\*\*) - Including of contribution to Development Fund amounting to RM1,071,831,233.

# NOTES TO THE FINANCIAL STATEMENTS FOR THE YEAR ENDED 31 DECEMBER 2019

## 6. CONSOLIDATED LOAN ACCOUNT

Consolidated Loan Account reports all loans and foreign assistance in accordance with the relevant acts.

Loans comprises of Domestic Loans and Foreign Loans. Domestic Loans Instruments consists of Treasury Bills, Government Investment Issues, Malaysian Government Securities and *Sukuk*. Foreign Loan Instrument consists of *Sukuk* and bond whereas Foreign Assistance consists of Bilateral and Multilateral Loans.

All receipts for Consolidated Loan Account is accounted at cost based on receipt of loan amount.

Loans and Foreign Assistance balances are transferred to Development Fund at 31 December 2019 except net amount of RM16,277,384,329.

Interest on loans and other costs in obtaining the loans are charged to Charged Expenditure (T13) with the amount of RM32,932,714,314 as stated in Note 5(b) and an amount of RM36,551,865 is charged to Consolidated Loan Account as stipulated under the relevant acts.

Loans and Foreign Assistance amounted to RM55,509,292,462 as stated in the Statement of Financial Performance is a net receipt and does not include opening balance of RM15,224,123,149.

Statement of Consolidated Loan Account as at 31 December 2019 is as follows:

	2019 (Debit)/Credit RM	2018 (Debit)/Credit RM
<b>LOANS</b>	<b>70,926,498,834</b>	<b>87,909,595,466</b>
<b>Domestic</b>		
Balance as at 1 January	15,224,123,149	33,482,397,941
Receipts	131,254,933,379	131,563,680,686
Payments	(82,722,693,311)	(77,136,483,161)
Balance as at 31 December	63,756,363,217	87,909,595,466
<b>Foreign</b>		
Receipts	7,170,135,617	-
Payments	-	-
Balance as at 31 December	7,170,135,617	-
<b>FOREIGN ASSISTANCE</b>	<b>(193,083,223)</b>	<b>(320,131,272)</b>
<b>Multilateral Loans</b>		
Receipts	-	-
Payments	(68,764,375)	(82,490,028)
Balance as at 31 December	(68,764,375)	(82,490,028)
<b>Bilateral Loans</b>		
Receipts	133,815,309	35,737,126
Payments	(258,134,157)	(273,378,370)
Balance as at 31 December	(124,318,848)	(237,641,244)
<i>Total Loans and Foreign Assistance as at 31 December</i>	<b>70,733,415,611</b>	<b>87,589,464,194</b>
Transfer to		
<i>Development Fund</i>	(54,456,031,282)	(72,365,341,045)
<b>CONSOLIDATED LOAN ACCOUNT AS AT 31 DECEMBER</b>	<b>16,277,384,329</b>	<b>15,224,123,149</b>

# NOTES TO THE FINANCIAL STATEMENTS FOR THE YEAR ENDED 31 DECEMBER 2019

## 7. CONSOLIDATED TRUST ACCOUNT

All receipts and payments of trust monies are accounted in Consolidated Trust Account in accordance with the requirements of laws, trust's acts, trust deeds and trust agreements. Consolidated Trust Account consists of Government Trust Funds, Public Trust Funds and Deposit Accounts.

Most of transactions under Miscellaneous Government Trust Funds consists of Treasury Main Clearance Accounts with a debit and credit adjustments of RM1,006,017,926,414 and RM1,004,737,900,253 respectively.

Statement of Consolidated Trust Account as at 31 December 2019 is as follows:

	<i>Balance as at 01.01.2019 (Debit)/Credit RM</i>	<i>Debit RM</i>	<i>Credit RM</i>	<i>Balance as at 31.12.2019 (Debit)/Credit RM</i>
<b>GOVERNMENT TRUST FUNDS</b>	3,752,294,884	1,151,906,178,212	1,158,582,293,666	10,428,410,338
Development Fund	(27,785,775,413)	65,024,739,918	68,110,095,242	(24,700,420,089)
Miscellaneous Government Trust Funds	31,538,070,297	1,086,881,438,294	1,090,472,198,424	35,128,830,427
<b>PUBLIC TRUST FUNDS</b>	10,211,398,052	17,502,181,748	16,784,995,224	9,494,211,528
Special Trust Funds	3,130,824,564	868,623,047	1,047,307,087	3,309,508,604
General Trust Funds	7,080,573,488	16,633,558,701	15,737,688,137	6,184,702,924
<b>DEPOSITS</b>	11,859,113,874	8,113,193,731	7,421,628,148	11,167,548,291
General Deposits	10,792,824,645	5,045,545,106	5,179,154,635	10,926,434,174
Adjustment Deposits	1,066,289,229	3,067,648,625	2,242,473,513	241,114,117
<b>CONSOLIDATED TRUST ACCOUNT</b>	<b>25,822,806,810</b>	<b>1,177,521,553,691</b>	<b>1,182,788,917,038</b>	<b>31,090,170,157</b>

### (a) Government Trust Funds

Government Trust Funds account for receipts and payments made under Section 10 of the Financial Procedure Act 1957 [Act 61]. Government Trust Funds consist of Development Fund and Miscellaneous Trust Funds.

#### (i) Development Fund

Development Fund accounts for receipts and payments of development as stipulated under the Development Fund Act 1966 [Act 406].

Main receipts for this fund consist mainly of contributions from the Consolidated Revenue Account, transfer from Consolidated Loan Account, repayment of loans given out from this fund and other receipts.

Development Expenditures with the total of RM54,173,235,317 includes grant distribution amounted to RM3,412,608,823 for repayment of loans guaranteed for companies related to government. Accumulated deficit in Development Fund amounted to RM24,700,420,089 is due to net balance in Consolidated Loan Account has not yet transferred to Development Fund.

Detailed information on Development Expenditures can be referred to Attachment 2 : Statement of Development Expenditures for the year ended 31 December 2019.

# NOTES TO THE FINANCIAL STATEMENTS FOR THE YEAR ENDED 31 DECEMBER 2019

Development Fund as at 31 December 2019 is as follows:

	2019 (Debit)/Credit RM	2018 (Debit)/Credit RM
<b>BALANCE AS AT 1 JANUARY</b>	(27,785,775,413)	(46,765,912,939)
<b>RECEIPTS</b>	57,258,590,641	75,075,593,188
Contribution From Consolidated Revenue Account	1,071,831,233	1,922,069,620
Transfer From Consolidated Loan Account	54,456,031,282	72,365,341,045
Loans Recoveries	1,602,913,880	776,819,515
Miscellaneous Receipts	127,814,246	11,363,008
<b>PAYMENTS</b>		
Development Expenditures	54,173,235,317	56,095,455,662
Direct	52,058,496,026	54,405,363,219
Loans	2,114,739,291	1,690,092,443
<i>Surplus/(Deficit) For The Year</i>	3,085,355,324	18,980,137,526
<b>BALANCE AS AT 31 DECEMBER</b>	<b>(24,700,420,089)</b>	<b>(27,785,775,413)</b>

(ii) Miscellaneous Government Trust Funds

Miscellaneous Government Trust Funds consist of Clearance Accounts, Trading Account, Loan Accounts, Contingencies Fund and Miscellaneous Funds established under Section 10 of the Financial Procedure Act 1957 [Act 61] for specific purpose. Main financial source for this fund is contribution from government. Part of these funds are revolving in nature while others provide for outright payments.

Miscellaneous Government Trust Funds as at 31 December 2019 are as follows:

	2019 (Debit)/Credit RM	2018 (Debit)/Credit RM
<b>CLEARANCE ACCOUNTS</b>	4,949,347,070	6,229,373,232
Inter-Administration Current Account	1,000,000	1,000,000
Treasury Main Clearance Account	4,948,347,070	6,228,373,232
<b>TRADING ACCOUNT</b>		
Unallocated Stores and Workshops	156,921,369	160,497,698
<b>LOAN ACCOUNTS</b>	2,868,948,087	3,212,473,867
Contractors	9,208,072	5,591,053
Public Transportation Trust Fund - Federal Loan	21,450,107	-
Cooperative Development Department Working Capital	420,483,753	318,115,280
Youth Economic Development	13,478,632	12,934,471
Computer Financing for Civil Service Personnel	39,492,419	38,543,079
Personnel Advances (Public Officer)	11,241,115	36,321,119
Miscellaneous Advances	58,253,041	59,655,642
States Advance	925,893,583	637,192,003
Royal Loans	743,748	728,964
Vehicle Loans	63,347,198	63,129,854
Loan to Statutory and Other Bodies	1,055,058,708	1,887,987,163
Housing Loans to Lower Income Group	10,835,139	16,582,433
Malaysian in Foreign Countries	1,282,931	1,277,735
Federal Education Loan Revolving Fund	238,179,641	134,415,071
<b>CONTINGENCIES FUND</b>		
Contingencies Fund	721,390,750	294,306,200

(continued)

# NOTES TO THE FINANCIAL STATEMENTS FOR THE YEAR ENDED 31 DECEMBER 2019

(continuation)

	2019 (Debit)/Credit RM	2018 (Debit)/Credit RM
<b>OTHER FUNDS</b>	26,432,223,151	21,641,419,300
National Trust*	17,605,293,030	16,046,677,687
Poor Students Trust	73,944,448	55,615,424
National Sports Trust	26,442,867	19,360,516
National Disaster Relief	235,859,572	238,534,123
Wild Animals Attack Victims Relief	685,400	541,900
State Reserve	224,759,099	259,420,613
Welfare and Amenity For Student Oversea	1,866,374	1,951,277
Public Sector ICT Project Development Trust Fund	795,957	537,305
Bumiputra Automotive Trust Fund	472,854	472,854
Guarantees Fees Trust Fund	423,415,576	331,886,217
Artist Welfare and Culture Trust Fund	410,811	580,787
Malay Studies Course Leiden University, The Netherlands	794	794
Examination Board of Malaysia Trust Fund	88,707,892	45,239,854
National Council for Scientific and Research Trust Fund	3,599,304	3,481,297
Education, Consultation and Research Trust Fund, National Institute of Valuation	2,425,679	1,695,340
Public Transportation Trust Fund	23,998,163	62,351,926
Tax Stamp (Bandero) Procurement Management for Cigarette and Liquor Trust Fund	39,596,751	39,915,375
Project and State Border (Peninsular Malaysia) Survey Trust Fund	2,722,986	2,437,393
Project Platform Continent Malaysia Trust Fund	1,626,350	5,107
Support Syariah Judiciary Department of Malaysia Trust Fund	14,535,848	14,195,169
National Natural Resources Conservation Trust Fund	7,586,776	8,587,426
Marine Reserve and Park Trust Fund	21,633,153	16,342,578
Goods and Services Tax Refund Fund	6,005,750,948	3,900,000,034
Sinking Fund	3,381,166	3,381,166
Social and Welfare Services	33,197,929	34,629,981
National Library	1,208,117	1,321,858
People Housing Ownership Programme	140,594,969	148,580,363
Federal Sports Scholarship Scheme	884,216	1,143,899
Medical Aid Fund	71,498,080	66,314,608
Tax Refund Fund	1,355,479,579	316,372,898
Innovation National Fund	19,813,116	19,813,116
P.Ramlee Memorial Library Fund	35,347	30,415
	<b>35,128,830,427</b>	<b>31,538,070,297</b>
<b>MISCELLANEOUS GOVERNMENT TRUST FUNDS</b>	<b>35,128,830,427</b>	<b>31,538,070,297</b>

Note: (\*) - There is a difference of RM107,348,352 in the amount reported due to National Trust Funds foreign exchange rates being used at reporting date.

**(b) Public Trust Funds**

Public Trust Funds account for all receipts and payments for specific purposes in accordance with specific acts or Financial Procedure Act 1957 [ACT 61]. Public Trust Funds consist of Special Trusts incorporated under the relevant acts and General Trusts is established under Section 9 of the Financial Procedure Act 1957 [ACT 61]. Financial sources of these funds are receipts from organisations or individuals for specific purpose. Private Finance Initiative Trust Account and Special Development Activity Private Finance Trust Account are public trust funds used for financing certain Development Expenditure.

Significant Public Trust Funds for each category of Public Trust Funds as at 31 December 2019 are as follows:

	2019 (Debit)/Credit RM	2018 (Debit)/Credit RM
<b>SPECIAL TRUSTS</b>	3,309,508,604	3,130,824,564
Bankruptcy Estate	2,074,770,371	2,138,802,162
Light Dues Board	302,353,303	290,821,360
Liquidation	295,777,881	273,440,726
Interest on Investment for Court Deposit	252,376,478	232,296,456
Insolvency Aid Fund	244,192,413	60,344,828
Miscellaneous Special Trusts	140,038,158	135,119,032
<b>GENERAL TRUSTS</b>	6,184,702,924	7,080,573,488
Special Development Activity Private Finance Trust Account	1,987,696,162	3,129,217,998
Asset Recovery Trust Fund	695,806,281	-
Industrial Electricity Supply Trust Account	680,775,000	604,797,267
Private Finance Initiative Trust Account	464,195,942	497,299,398
Developing/Upgrading Sewerage System for New Development	427,040,883	415,459,860
Special Fund Trust Account	421,245,984	426,949,191
Miscellaneous General Trusts	1,507,942,672	2,006,849,774
<b>PUBLIC TRUST FUND</b>	<b>9,494,211,528</b>	<b>10,211,398,052</b>

# NOTES TO THE FINANCIAL STATEMENTS FOR THE YEAR ENDED 31 DECEMBER 2019

## (c) Deposits

Deposits consist of General and Adjustment Deposits. General Deposits are monies received for specific purpose under any laws or agreements and need to be refunded once the purpose is achieved. Adjustment Deposits are temporary accounts used before payments are made or adjustments are made to specific accounts.

Significant Deposits for each category of Deposits as at 31 December 2019 are as follows:

	2019 (Debit)/Credit RM	2018 (Debit)/Credit RM
<b>GENERAL DEPOSITS</b>	10,926,434,174	10,792,824,645
Unclaimed Monies Control Account	6,401,897,831	5,752,246,030
Money for Implementation Guarantee	1,717,587,773	1,691,185,905
Deposit for High Court	1,322,316,390	1,148,171,490
Deposit for Unclaimed Monies	470,566,889	691,918,489
Miscellaneous General Deposits	1,014,065,291	1,509,302,731
<b>ADJUSTMENT DEPOSITS</b>	241,114,117	1,066,289,229
Unallocated Receipts	127,763,726	878,084,519
Cancelled EFT Payment	80,353,466	142,398,185
Cancelled Pension Scheme B	24,628,504	28,011,556
Miscellaneous Adjustment Deposits	8,368,421	17,794,969
<b>DEPOSITS</b>	<b>11,167,548,291</b>	<b>11,859,113,874</b>

## 8. STATEMENT OF CASH RECEIPTS AND PAYMENTS

### RECEIPTS

#### (a) Revenues

There is a difference of RM685,026 in the amount of Tax Revenue reported in the Statement of Cash Receipts and Payments and Consolidated Revenue Account in Note 5 which is due to adjustment of revenue refund.

There is a difference of RM153,080,621 in the amount of Non-Tax Revenue reported in the Statement of Cash Receipts and Payments and Consolidated Revenue Account in Note 5 which is due to adjustment of Special Trust Fund, revenue refund and Miscellaneous Deposits.

There is a difference of RM441,331,858 in the amount of Non-Revenue Receipts reported in the Statement of Cash Receipts and Payments and Consolidated Revenue Account in Note 5 which is due to revenue refund, Miscellaneous Deposits and closure of National Special Trust Fund.

There is a difference of RM73,220 in the amount of revenue from Federal Territory reported in the Statement of Cash Receipts and Payments and Consolidated Revenue Account in Note 5 which is due to revenue refund.

#### (b) Capital Receipts

The difference of RM52,844,755 in the amount of Loan Recoveries under category of Capital Receipt reported in the Statement of Cash Receipts and Payments and Statement of Development Fund in Note 7(a)(i) is due to adjustment of Special Trust Fund Account and Deposit of Recoverable Loans Account.

### PAYMENTS

#### (a) Operating Expenditures

Differences in Grants and Fixed Charges amounting RM38,507,580,205 reported in Statement of Cash Receipts and Payments and Consolidated Revenue Account in Note 5 are mainly due to allocation transfer of Statutory Funds to Government Trusts Funds amounting to RM38,372,833,100 and adjustment for repayment of State Advance amounting to RM134,747,105.

Differences in Other Expenditures amounting to RM60,277,116 reported in the Statement of Cash Receipts and Payments and Consolidated Revenue Account in Note 5 are mainly due to adjustment of write off loans and revenues refund.

#### (b) Trust Expenditures

Miscellaneous Trust Expenditure that is reported in the Statement of Cash Receipts and Payments amounted to RM34,563,208,527 is a current net balance of Trust Account excluding Development Fund, Special Development Activity Private Finance Trust Account and Private Initiative Trust Account.

# NOTES TO THE FINANCIAL STATEMENTS FOR THE YEAR ENDED 31 DECEMBER 2019

## 9. MEMORANDUM OF ASSETS

Memorandum of Assets show a part of the government's financial assets including Account Receivables and Investments that are charged to Operating or Development Expenditure, but not reported in the Statement of Financial Position.

### (a) Account Receivables

Account Receivables consist of Recoverable Loans and Advances as well as Other Receivables. Accounts Receivable as at 31 December 2019 amounted to RM94,114,786,243 with details as follows:

#### (i) Recoverable Loans and Advances

Recoverable Loans and Advances are loans granted by the Federal Government to State Governments, Companies, Statutory Bodies, Local Authorities, Co-operatives, Miscellaneous Agencies and Individuals.

Starting in year 2019, Individual category refers to loan facility and advances to civil servants that consists of computer loans, vehicle loans, personal and miscellaneous advances.

Housing Loan to Lower Income Group is reclassified from Individual category to Other Receivables. Comparative figures for the year of 2018 for Individual category is restated from RM369,714,975 to RM266,299,538.

Detailed information on Recoverable Loans and Advances can be referred to Attachment 3 : Statement of Memorandum Account - Recoverable Loans and Advances as at 31 December 2019.

Recoverable Loans and Advances as at 31 December 2019 are as follows:

	2019 RM	2018 RM
<b>RECOVERABLE LOANS AND ADVANCES</b>	<b>57,661,165,390</b>	<b>57,797,910,384</b>
State Governments	16,344,322,228	18,221,257,138
Companies	31,922,223,026	30,764,095,109
Statutory Bodies	6,954,203,678	6,328,481,358
Local Authorities	185,252,112	192,116,889
Co-operatives	248,220,930	265,203,844
Miscellaneous Agencies	1,715,327,959	1,760,456,508
Individuals	291,615,457	266,299,538

#### (ii) Other Receivables

Other Receivables as at 31 December 2019 amounted to RM36,453,620,853 are based on record being maintained at Ministries or Departments. This amount includes loan and advance at Ministries and Departments except from Ministry of Finance amounted to RM790,573,665. Other Receivables in arrears is RM20,478,751,315 including interest in arrears from Recoverable loans amounted to RM2,441,684,121.

### (b) Investments

Investments are equity holdings in Companies, Statutory Bodies and International Agency.

Detailed information on Investments can be referred to Attachment 4 : Statement of Memorandum Account - Investments as at 31 December 2019.

Investments as at 31 December 2019 are as follows:

	2019 Book Value RM	2018 Book Value RM
<b>INVESTMENTS</b>	<b>32,038,227,719</b>	<b>31,058,227,719</b>
Companies	31,021,552,794	30,041,552,794
Statutory Bodies	978,100,696	978,100,696
International Agency	38,574,229	38,574,229

# NOTES TO THE FINANCIAL STATEMENTS FOR THE YEAR ENDED 31 DECEMBER 2019

## 10. MEMORANDUM OF LIABILITIES

Memorandum of Liabilities show a part of the government's liabilities including Federal Debt and Other Liabilities that are not reported in the Statement of Financial Position. The components of this memorandum consists of Federal Debt, Private Finance Initiative Liabilities, Financial Commitments and Other Liabilities.

### (a) Federal Debt

Federal Debt has been classified as Loans and Foreign Assistance in line with Para 1.10 Cash Basis IPSAS. The equivalent values of outstanding foreign debt are converted into Malaysian Ringgit based on the Central Bank of Malaysia exchange rate as at 31 December 2019.

Non-Resident holder of Domestic Loans as at 31 December 2019 is amounted to RM186,493,078,000.

Detailed information on Federal Debt can be referred to Attachment 5 : Statement of Memorandum Account of Liability - Federal Debt as at 31 December 2019.

Federal Debt as at 31 December 2019 is as follows:

	2019 RM	2018 RM
<b>LOANS</b>	<b>787,579,226,000</b>	<b>735,451,589,000</b>
<b>Domestic</b>	764,232,726,000	719,545,169,000
Treasury Bills	4,500,000,000	6,500,000,000
Government Investment Issues	338,800,000,000	304,300,000,000
Malaysia Government Securities	394,132,726,000	380,345,169,000
Sukuk	26,800,000,000	28,400,000,000
<b>Foreign</b>		
Market Loans	23,346,500,000	15,906,420,000
<b>FOREIGN ASSISTANCE</b>	<b>5,418,329,813</b>	<b>5,597,125,484</b>
Multilateral Loans	216,823,071	288,885,562
Bilateral Loans	5,201,506,742	5,308,239,922
<b>FEDERAL DEBT</b>	<b>792,997,555,813</b>	<b>741,048,714,484</b>

### (b) Private Finance Initiatives Liabilities

Private Finance Initiatives Liabilities are Federal Government's obligations to make repayments for financing raised on public projects funded through Private Finance Initiative Trust Account.

Detailed information on Private Finance Initiatives Liabilities can be referred to Attachment 6 : Statement of Memorandum Account of Liability - Private Finance Initiatives.

Private Finance Initiatives Liabilities as at 31 December 2019 is as follows:

	2019 RM	2018 RM
<b>PRIVATE FINANCE INITIATIVES LIABILITIES</b>	<b>38,829,548,225</b>	<b>36,416,442,980</b>
Private Finance Initiative	18,113,051,055	14,833,406,915
Private Finance Special Development Activities	20,716,497,170	21,583,036,065

# NOTES TO THE FINANCIAL STATEMENTS FOR THE YEAR ENDED 31 DECEMBER 2019

## (c) Financial Commitments

Financial Commitments shows Federal Government's obligations to make payment to related entities. Financial Commitments as at 31 December 2019 amounted to RM247,461,392,666 with details as follows:

### i) Guarantee Commitments

Guarantee Commitments are Federal Government's obligations to make repayments for loans taken by government linked companies which are guaranteed by the Federal Government under the provision of Loans Guarantee (Bodies Corporate) Act 1965 [Act 96] and Financial Procedure Act 1957 [Act 61].

Detailed information on Guarantee Commitments can be referred to Attachment 7 : Statement of Memorandum Account of Liability - Guarantee Commitments as at 31 December 2019.

Guarantee Commitments as at 31 December 2019 are as follows:

	2019 RM	2018 RM
<b>GUARANTEE COMMITMENTS</b>	<b>193,992,526,604</b>	<b>164,908,473,346</b>
Domestic Guarantees	146,117,984,951	116,003,213,747
Foreign Guarantees	47,874,541,653	48,905,259,599

### ii) Finance Lease Commitments

Finance Lease Commitments are Federal Government's obligations to make lease payments under lease agreements based on information provided by Ministries/Departments.

Detailed information on Finance Lease Commitments can be referred to Attachment 8 : Statement of Memorandum Account of Liability - Finance Lease Commitments as at 31 December 2019.

Finance Lease Commitments as at 31 December 2019 are as follows:

	2019 RM	2018 RM
<b>FINANCE LEASE COMMITMENTS</b>	<b>33,086,435,272</b>	<b>31,517,888,277</b>
Federal Government Finance Lease	22,189,240,582	20,008,614,753
Statutory Bodies Finance Lease	10,897,194,690	11,509,273,524

### iii) Tax Refund Commitments

Tax Refund Commitments are Federal Government's obligations to pay tax refund in relation to Income Tax, Real Property Gain Tax as well as Goods and Services Tax.

Tax Refund Commitments as at 31 December 2019 are as follows:

	2019 RM	2018 RM
<b>TAX REFUND COMMITMENTS</b>	<b>19,392,393,636</b>	<b>44,372,590,815</b>
Income Tax	10,346,928,837	17,943,934,658
Real Property Gain Tax	503,958,079	492,507,539
Goods and Services Tax	8,541,506,720	25,936,148,618

### iv) Compensation Commitment

Compensation Commitment are Federal Government's obligations to pay compensation based on contract terms entered by Federal Government and concessionaires companies.

Detailed information on Compensation Commitment can be referred to Attachment 9 : Statement of Memorandum Account of Liability - Compensation Commitment as at 31 December 2019.

# NOTES TO THE FINANCIAL STATEMENTS FOR THE YEAR ENDED 31 DECEMBER 2019

Compensation Commitment as at 31 December 2019 are as follows:

	2019 RM	2018 RM
<b>COMPENSATION COMMITMENT</b>	<b>990,037,154</b>	<b>2,169,792,773</b>
Compensation of Highway Concessions	990,037,154	2,169,792,773

#### (d) Other Liabilities

Other Liabilities as at 31 December 2019 are as follows:

	2019 RM	2018 RM
<b>OTHER LIABILITIES</b>	<b>840,133,470</b>	<b>786,190,452</b>
Notes Payable	798,665,127	744,856,249
Unclaimed Securities	27,431,987	27,332,947
Central Depository Account	14,036,356	14,001,256

#### 11. CONTINGENT LIABILITIES

Contingent Liabilities will become actual government liabilities upon failure of the entities to fulfill their contractual obligation or upon occurrence of specified events. Contingent Liabilities consists of Statutory Bodies Loans and government linked companies that guaranteed by Federal Government as well as depositor's saving in Bank Simpanan Nasional, Employees Provident Fund, Lembaga Tabung Haji and Skim Pendidikan Nasional (SSPN-i) under Perbadanan Tabung Pendidikan Tinggi Nasional.

Contingent Liabilities as at 31 December 2019 are as follows:

- a) Loans taken by Statutory Bodies and government linked companies guaranteed by the Federal Government with the total of RM275,378,709,914 as provided under the provision of Loans Guarantee (Bodies Corporate) Act 1965 [Act 96]. This amount inclusive of loans guaranteed which already become the obligation to Federal Government as reported in Note 10(c)(i). Other than that, part of guarantees amounting to RM42,830,300,000 are at risk becoming commitment to the government based on entities' reported financial position.
- b) Depositors' savings in *Bank Simpanan Nasional*, Employees Provident Fund, *Lembaga Tabung Haji* and *Perbadanan Tabung Pendidikan Tinggi Nasional (SSPN-i)* amounting RM1,019,362,949,761 as provided under the provision of the respective funds' act.

Detailed information on Statutory Guarantees can be referred to Attachment 10 - Statement of Memorandum Account of Statutory Guarantees as at 31 December 2019.

#### 12 ADVANCE TO CONTRACTORS

Based on records in Ministry/Departments, the total amount of Advance to Contractors as at 31 December 2019 is RM630,587,851 .



# ATTACHMENTS TO THE NOTES

FEDERAL GOVERNMENT FINANCIAL STATEMENTS

2019





# ATTACHMENT 1

## STATEMENT OF OPERATING EXPENDITURES

FEDERAL GOVERNMENT FINANCIAL STATEMENTS

2019





## Statement of Operating Expenditures for the year ended 31 December 2019

Purpose Expenditure	Budget		Actual	
	Original	Revised	Amount	Performance
	RM	RM	RM	%
<b>CHARGED EXPENDITURE</b>				
<b>T.01 CIVIL LIST</b>				
Total Emolument	7,602,000	7,602,000	7,602,000.00	100.00
Total Supplies and Services	5,611,000	5,611,000	5,611,000.00	100.00
Total Assets	170,000	170,000	170,000.00	100.00
Total Grants and Fixed Charges	150,000	150,000	150,000.00	100.00
<b>TOTAL FOR CIVIL LIST</b>	<b>13,533,000</b>	<b>13,533,000</b>	<b>13,533,000.00</b>	<b>100.00</b>
<b>T.02 ROYAL ALLOWANCES</b>				
Total Emolument	1,327,100	1,327,100	1,324,042.05	99.77
<b>TOTAL FOR ROYAL ALLOWANCES</b>	<b>1,327,100</b>	<b>1,327,100</b>	<b>1,324,042.05</b>	<b>99.77</b>
<b>T.03 CHIEF JUSTICE, CHIEF JUDGE AND JUDGES</b>				
Total Emolument	98,645,000	92,645,000	74,213,461.70	80.11
Total Supplies and Services	11,341,700	17,341,700	16,121,337.31	92.96
Total Assets	830,000	830,000	102,409.95	12.34
Total Grants and Fixed Charges	1,183,300	1,183,300	780,586.20	65.97
<b>TOTAL FOR CHIEF JUSTICE, CHIEF JUDGE AND JUDGES</b>	<b>112,000,000</b>	<b>112,000,000</b>	<b>91,217,795.16</b>	<b>81.44</b>
<b>T.04 AUDITOR-GENERAL</b>				
Total Emolument	515,500	515,500	474,123.80	91.97
Total Supplies and Services	274,600	274,600	169,769.43	61.82
Total Grants and Fixed Charges	135,700	135,700	129,369.60	95.34
<b>TOTAL AUDITOR-GENERAL</b>	<b>925,800</b>	<b>925,800</b>	<b>773,262.83</b>	<b>83.52</b>
<b>T.05 SPEAKER OF THE HOUSE OF REPRESENTATIVES</b>				
Total Emolument	1,328,000	1,328,000	1,013,604.76	76.33
Total Supplies and Services	652,900	652,900	251,921.45	38.58
<b>TOTAL FOR SPEAKER OF THE HOUSE OF REPRESENTATIVES</b>	<b>1,980,900</b>	<b>1,980,900</b>	<b>1,265,526.21</b>	<b>63.89</b>
<b>T.06 PRESIDENT OF THE SENATE</b>				
Total Emolument	1,281,900	1,281,900	1,008,096.19	78.64
Total Supplies and Services	436,700	436,700	250,990.35	57.47
<b>TOTAL FOR PRESIDENT OF THE SENATE</b>	<b>1,718,600</b>	<b>1,718,600</b>	<b>1,259,086.54</b>	<b>73.26</b>
<b>T.07 ELECTION COMMISSION</b>				
Total Emolument	2,250,100	2,097,180	1,971,134.59	93.99
Total Grants and Fixed Charges	782,000	934,920	934,917.20	99.99
<b>TOTAL FOR ELECTION COMMISSION</b>	<b>3,032,100</b>	<b>3,032,100</b>	<b>2,906,051.79</b>	<b>95.84</b>
<b>T.08 JUDICIAL AND LEGAL SERVICE COMMISSION</b>				
Total Emolument	11,000	11,000	10,900.00	99.09
<b>TOTAL FOR JUDICIAL AND LEGAL SERVICE COMMISSION</b>	<b>11,000</b>	<b>11,000</b>	<b>10,900.00</b>	<b>99.09</b>
<b>T.09 PUBLIC SERVICES COMMISSION</b>				
Total Emolument	5,775,500	5,675,500	3,707,458.74	65.32
Total Supplies and Services	909,500	1,059,500	1,048,781.10	98.99
Total Grants and Fixed Charges	1,100,000	1,050,000	1,049,510.70	99.95
<b>TOTAL FOR PUBLIC SERVICES COMMISSION</b>	<b>7,785,000</b>	<b>7,785,000</b>	<b>5,805,750.54</b>	<b>74.58</b>
<b>T.10 EDUCATIONAL SERVICES COMMISSION</b>				
Total Emolument	4,068,900	4,019,200	3,880,790.62	96.56
Total Supplies and Services	563,000	641,490	641,310.36	99.97
Total Grants and Fixed Charges	1,037,800	1,009,010	1,009,008.00	99.99
<b>TOTAL FOR EDUCATIONAL SERVICES COMMISSION</b>	<b>5,669,700</b>	<b>5,669,700</b>	<b>5,531,108.98</b>	<b>97.56</b>

(continued..)

## Statement of Operating Expenditures for the year ended 31 December 2019

(continuation)

Purpose Expenditure	Budget		Actual	
	Original	Revised	Amount	Performance
	RM	RM	RM	%
<b>CHARGED EXPENDITURE – (CONT.)</b>				
<b>T.11 POLICE FORCE COMMISSION</b>				
Total Emolument	1,515,500	1,515,500	1,233,438.30	81.39
Total Supplies and Services	486,000	399,000	116,569.95	29.22
Total Grants and Fixed Charges	259,500	346,500	216,216.00	62.40
<b>TOTAL FOR POLICE FORCE COMMISSION</b>	<b>2,261,000</b>	<b>2,261,000</b>	<b>1,566,224.25</b>	<b>69.27</b>
<b>T.12 TREASURY</b>				
Total Supplies and Services	–	5,000,000	377,258.73	7.55
Total Grants and Fixed Charges	5,716,189,100	6,007,296,603	5,866,091,189.28	97.65
Total Other Expenditure	329,000,000	292,892,497	249,806,169.53	85.29
<b>TOTAL FOR TREASURY</b>	<b>6,045,189,100</b>	<b>6,305,189,100</b>	<b>6,116,274,617.54</b>	<b>97.00</b>
<b>T.13 CHARGE ON ACCOUNT OF PUBLIC DEBT</b>				
Total Grants and Fixed Charges	33,000,000,000	33,000,000,000	32,932,714,314.02	99.80
<b>TOTAL FOR CHARGE ON ACCOUNT OF PUBLIC DEBT</b>	<b>33,000,000,000</b>	<b>33,000,000,000</b>	<b>32,932,714,314.02</b>	<b>99.80</b>
<b>T.14 PENSIONS, RETIRING ALLOWANCES AND GRATUITIES</b>				
Total Grants and Fixed Charges	26,000,000,000	26,000,000,000	24,905,541,979.03	95.79
<b>TOTAL FOR PENSIONS, RETIRING ALLOWANCES AND GRATUITIES</b>	<b>26,000,000,000</b>	<b>26,000,000,000</b>	<b>24,905,541,979.03</b>	<b>95.79</b>
Total Emolument	124,320,500	118,017,880	96,439,050.75	81.72
Total Supplies and Services	20,275,400	31,416,890	24,588,938.68	78.27
Total Assets	1,000,000	1,000,000	272,409.95	27.24
Total Grants and Fixed Charges	64,720,837,400	65,012,106,033	63,708,617,090.03	98.00
Total Other Expenditure	329,000,000	292,892,497	249,806,169.53	85.29
<b>TOTAL CHARGED EXPENDITURE</b>	<b>65,195,433,300</b>	<b>65,455,433,300</b>	<b>64,079,723,658.94</b>	<b>97.90</b>
<b>SUPPLY EXPENDITURE</b>				
<b>B.01 PARLIAMENT</b>				
Total Emolument	98,000,400	98,126,400	97,343,216.77	99.20
Total Supplies and Services	37,482,100	34,783,477	33,291,698.91	95.71
Total Assets	10,000	1,555,623	1,192,344.59	76.65
Total Grants and Fixed Charges	1,942,700	2,969,700	2,795,340.69	94.13
<b>TOTAL FOR PARLIAMENT</b>	<b>137,435,200</b>	<b>137,435,200</b>	<b>134,622,600.96</b>	<b>97.95</b>
<b>B.02 OFFICE OF THE KEEPER OF THE RULER'S SEAL</b>				
Total Emolument	1,085,300	1,085,300	1,018,106.11	93.81
Total Supplies and Services	1,422,700	1,387,940	1,214,663.41	87.52
Total Assets	–	16,890	16,790.00	99.41
Total Grants and Fixed Charges	23,000	40,870	40,856.30	99.97
<b>TOTAL FOR OFFICE OF THE KEEPER OF THE RULER'S SEAL</b>	<b>2,531,000</b>	<b>2,531,000</b>	<b>2,290,415.82</b>	<b>90.49</b>
<b>B.03 NATIONAL AUDIT DEPARTMENT</b>				
Total Emolument	122,085,100	116,275,840	112,267,730.52	96.55
Total Supplies and Services	27,807,200	33,342,840	30,902,611.90	92.68
Total Assets	2,813,400	2,951,660	2,072,023.12	70.20
Total Grants and Fixed Charges	18,000	113,360	95,140.00	83.93
Total Other Expenditure	–	40,000	29,294.45	73.24
<b>TOTAL FOR NATIONAL AUDIT DEPARTMENT</b>	<b>152,723,700</b>	<b>152,723,700</b>	<b>145,366,799.99</b>	<b>95.18</b>
<b>B.04 ELECTION COMMISSION</b>				
Total Emolument	37,450,900	38,767,014	36,911,791.16	95.21
Total Supplies and Services	21,010,200	33,330,519	32,231,827.63	96.70
Total Assets	25,000	236,000	227,947.28	96.59
Total Grants and Fixed Charges	109,900	1,912,467	1,905,100.21	99.61
<b>TOTAL FOR ELECTION COMMISSION</b>	<b>58,596,000</b>	<b>74,246,000</b>	<b>71,276,666.28</b>	<b>96.00</b>

(continued..)

## Statement of Operating Expenditures for the year ended 31 December 2019

(continuation)

Purpose Expenditure	Budget		Actual	
	Original	Revised	Amount	Performance
	RM	RM	RM	%
<b>SUPPLY EXPENDITURE – (CONT.)</b>				
<b>B.05 PUBLIC SERVICES COMMISSION</b>				
Total Emolument	22,922,400	23,412,200	22,894,190.43	97.79
Total Supplies and Services	12,208,800	11,799,829	10,267,844.66	87.02
Total Assets	4,755,000	4,674,171	4,575,551.65	97.89
Total Grants and Fixed Charges	13,000	13,000	9,060.00	69.69
<b>TOTAL FOR PUBLIC SERVICES COMMISSION</b>	<b>39,899,200</b>	<b>39,899,200</b>	<b>37,746,646.74</b>	<b>94.61</b>
<b>B.06 PRIME MINISTER'S DEPARTMENT</b>				
Total Emolument	1,233,700,300	1,194,513,504	1,144,408,703.93	95.81
Total Supplies and Services	1,262,707,100	1,242,486,341	1,182,295,405.15	95.16
Total Assets	27,558,000	44,521,889	41,917,570.30	94.15
Total Grants and Fixed Charges	1,167,686,600	1,209,953,866	1,194,964,452.82	98.76
Total Other Expenditure	1,886,800	2,063,200	2,024,258.33	98.11
<b>TOTAL FOR PRIME MINISTER'S DEPARTMENT</b>	<b>3,693,538,800</b>	<b>3,693,538,800</b>	<b>3,565,610,390.53</b>	<b>96.54</b>
<b>B.07 PUBLIC SERVICES DEPARTMENT</b>				
Total Emolument	269,630,700	230,123,061	230,123,054.35	65.63
Total Supplies and Services	99,382,300	89,673,773	89,670,165.52	65.63
Total Assets	2,999,000	3,385,963	3,385,960.49	65.63
Total Grants and Fixed Charges	1,119,138,100	1,167,612,044	1,167,599,654.61	65.63
Total Other Expenditure	100,000	455,259	455,258.47	87.61
<b>TOTAL FOR PUBLIC SERVICES DEPARTMENT</b>	<b>1,491,250,100</b>	<b>1,491,250,100</b>	<b>1,491,234,093.44</b>	<b>99.99</b>
<b>B.08 ATTORNEY GENERAL'S CHAMBERS</b>				
Total Emolument	133,191,400	133,191,400	129,068,523.38	96.90
Total Supplies and Services	34,487,300	33,941,187	32,262,514.16	95.05
Total Assets	1,300,000	1,587,733	1,508,016.71	94.98
Total Grants and Fixed Charges	346,000	603,963	591,444.86	97.93
Total Other Expenditure	–	417	417.00	87.61
<b>TOTAL FOR ATTORNEY GENERAL'S CHAMBERS</b>	<b>169,324,700</b>	<b>169,324,700</b>	<b>163,430,916.11</b>	<b>96.52</b>
<b>B.09 MALAYSIAN ANTI-CORRUPTION COMMISSION</b>				
Total Emolument	202,430,700	197,430,700	188,199,791.93	95.32
Total Supplies and Services	78,967,000	79,448,340	71,061,882.77	89.44
Total Assets	4,377,200	8,431,860	7,070,339.47	83.85
Total Grants and Fixed Charges	1,000,000	1,464,000	1,083,172.30	73.99
<b>TOTAL FOR MALAYSIAN ANTI-CORRUPTION COMMISSION</b>	<b>286,774,900</b>	<b>286,774,900</b>	<b>267,415,186.47</b>	<b>93.25</b>
<b>B.10 TREASURY</b>				
Total Emolument	1,251,288,800	1,111,914,700	1,111,902,714.12	99.99
Total Supplies and Services	2,862,127,800	3,012,206,568	3,775,137,530.61	125.33
Total Assets	198,512,200	190,336,950	190,332,985.93	99.99
Total Grants and Fixed Charges	41,170,400	33,649,842	33,648,356.72	99.99
Total Other Expenditure	1,252,900	6,244,040	6,239,536.89	99.93
<b>TOTAL FOR TREASURY</b>	<b>4,354,352,100</b>	<b>4,354,352,100</b>	<b>5,117,261,124.27</b>	<b>117.52</b>
<b>B.11 TREASURY GENERAL SERVICES</b>				
Total Emolument	24,985,000	128,618,737	128,589,651.77	99.98
Total Supplies and Services	264,494,600	336,092,038	336,005,285.29	99.97
Total Assets	150,921,000	68,953,501	68,948,145.50	99.99
Total Grants and Fixed Charges	17,201,165,500	17,770,149,439	18,826,171,426.70	105.94
Total Other Expenditure	992,350,000	1,043,102,385	1,043,097,985.45	99.99
<b>TOTAL FOR TREASURY GENERAL SERVICES</b>	<b>18,633,916,100</b>	<b>19,346,916,100</b>	<b>20,402,812,494.71</b>	<b>105.46</b>

(continued..)

## Statement of Operating Expenditures for the year ended 31 December 2019

(continuation)

Purpose Expenditure	Budget		Actual	
	Original	Revised	Amount	Performance
	RM	RM	RM	%
<b>SUPPLY EXPENDITURE - (CONT.)</b>				
<b>B.12 CONTRIBUTION TO STATUTORY FUNDS</b>				
<i>Total Grants and Fixed Charges</i>	38,798,900,100	38,823,900,100	39,894,731,232.78	99.99
<b>TOTAL FOR CONTRIBUTION TO STATUTORY FUNDS</b>	38,798,900,100	38,823,900,100	39,894,731,232.78	99.99
<b>B.13 MINISTRY OF FOREIGN AFFAIRS</b>				
<i>Total Emolument</i>	317,804,600	322,567,550	330,459,634.81	102.45
<i>Total Supplies and Services</i>	230,413,800	217,274,350	217,268,090.22	100.00
<i>Total Assets</i>	1,000,000	2,676,800	2,676,740.40	99.99
<i>Total Grants and Fixed Charges</i>	77,402,000	84,528,700	90,573,174.96	107.15
<i>Total Other Expenditure</i>	5,603,300	5,176,300	5,176,231.06	99.99
<b>TOTAL FOR MINISTRY OF FOREIGN AFFAIRS</b>	632,223,700	632,223,700	646,153,871.45	102.20
<b>B.15 MINISTRY OF ECONOMIC AFFAIRS</b>				
<i>Total Emolument</i>	198,230,700	186,679,470	186,679,434.46	99.99
<i>Total Supplies and Services</i>	62,718,300	54,464,091	54,409,293.14	99.90
<i>Total Assets</i>	100,000	3,689,178	3,689,173.13	99.99
<i>Total Grants and Fixed Charges</i>	200,287,900	215,378,061	254,804,642.14	118.31
<i>Total Other Expenditure</i>	–	1,126,100	1,126,067.83	99.99
<b>TOTAL FOR MINISTRY OF ECONOMIC AFFAIRS</b>	461,336,900	461,336,900	500,708,610.70	108.53
<b>B.20 MINISTRY OF PRIMARY INDUSTRIES</b>				
<i>Total Emolument</i>	23,213,400	20,888,431	20,888,429.88	99.99
<i>Total Supplies and Services</i>	18,809,900	12,986,197	12,986,193.90	99.99
<i>Total Assets</i>	221,000	197,177	197,177.00	100.00
<i>Total Grants and Fixed Charges</i>	83,354,300	91,526,795	131,884,268.30	144.09
<b>TOTAL FOR MINISTRY OF PRIMARY INDUSTRIES</b>	125,598,600	125,598,600	165,956,069.08	132.13
<b>B.21 MINISTRY OF AGRICULTURE AND AGRO-BASED INDUSTRY</b>				
<i>Total Emolument</i>	491,207,300	463,899,319	463,894,937.39	99.99
<i>Total Supplies and Services</i>	329,812,600	276,677,796	276,671,674.59	99.99
<i>Total Assets</i>	12,000,000	10,400,923	10,399,953.44	99.99
<i>Total Grants and Fixed Charges</i>	2,224,031,800	2,305,763,958	2,619,047,176.80	113.59
<i>Total Other Expenditure</i>	102,100	411,804	407,711.51	99.01
<b>TOTAL FOR MINISTRY OF AGRICULTURE AND AGRO-BASED INDUSTRY</b>	3,057,153,800	3,057,153,800	3,370,421,453.73	110.25
<b>B.22 MINISTRY OF RURAL DEVELOPMENT</b>				
<i>Total Emolument</i>	416,680,000	408,150,402	408,150,394.12	99.99
<i>Total Supplies and Services</i>	842,042,600	879,811,651	879,811,638.05	99.99
<i>Total Assets</i>	3,500,000	2,936,501	2,936,499.41	99.99
<i>Total Grants and Fixed Charges</i>	1,730,032,900	1,701,361,212	1,701,361,205.50	99.99
<i>Total Other Expenditure</i>	5,000	734	733.63	99.95
<b>TOTAL FOR MINISTRY OF RURAL DEVELOPMENT</b>	2,992,260,500	2,992,260,500	2,992,260,470.71	99.99
<b>B.23 MINISTRY OF WATER, LAND AND NATURAL RESOURCES</b>				
<i>Total Emolument</i>	556,369,300	537,777,775	537,770,487.66	99.99
<i>Total Supplies and Services</i>	195,916,000	198,338,873	198,326,521.49	99.99
<i>Total Assets</i>	6,490,800	25,272,492	45,580,109.90	180.35
<i>Total Grants and Fixed Charges</i>	217,380,000	214,765,960	214,753,462.91	99.99
<i>Total Other Expenditure</i>	196,352,200	196,353,200	234,321,959.63	119.34
<b>TOTAL FOR MINISTRY OF WATER, LAND AND NATURAL RESOURCES</b>	1,172,508,300	1,172,508,300	1,230,752,541.59	104.97

(continued.)

## Statement of Operating Expenditures for the year ended 31 December 2019

(continuation)

Purpose Expenditure	Budget		Actual	
	Original	Revised	Amount	Performance
	RM	RM	RM	%
<b>SUPPLY EXPENDITURE - (CONT.)</b>				
<b>B.24 MINISTRY OF INTERNATIONAL TRADE AND INDUSTRY</b>				
Total Emolument	81,287,900	72,973,212	72,973,103.42	99.99
Total Supplies and Services	57,879,600	60,019,380	69,634,222.30	116.02
Total Assets	3,200,000	4,380,381	4,379,982.69	99.99
Total Grants and Fixed Charges	375,001,600	380,026,215	447,381,029.23	117.72
Total Other Expenditure	105,300	75,212	68,833.77	91.52
<b>TOTAL FOR MINISTRY OF INTERNATIONAL TRADE AND INDUSTRY</b>	<b>517,474,400</b>	<b>517,474,400</b>	<b>594,437,171.41</b>	<b>114.87</b>
<b>B.25 MINISTRY OF DOMESTIC TRADE AND CONSUMER AFFAIRS</b>				
Total Emolument	197,713,200	194,163,350	188,852,344.16	97.26
Total Supplies and Services	313,755,900	303,150,455	293,877,647.76	96.94
Total Assets	6,459,900	8,418,695	7,605,858.63	90.34
Total Grants and Fixed Charges	672,901,900	410,373,400	374,348,693.49	91.22
<b>TOTAL FOR MINISTRY OF DOMESTIC TRADE AND CONSUMER AFFAIRS</b>	<b>1,190,830,900</b>	<b>916,105,900</b>	<b>864,684,544.04</b>	<b>94.39</b>
<b>B.26 MINISTRY OF ENTREPRENEUR DEVELOPMENT</b>				
Total Emolument	45,071,600	37,102,555	36,013,157.79	97.06
Total Supplies and Services	18,137,200	25,409,245	23,972,177.42	94.34
Total Assets	50,000	745,000	648,055.19	86.99
Total Grants and Fixed Charges	133,150,000	133,150,000	133,121,394.56	99.98
Total Other Expenditure	–	2,000	1,577.86	78.89
<b>TOTAL FOR MINISTRY OF ENTREPRENEUR DEVELOPMENT</b>	<b>196,408,800</b>	<b>196,408,800</b>	<b>193,756,362.82</b>	<b>98.65</b>
<b>B.27 MINISTRY OF WORKS</b>				
Total Emolument	577,413,400	580,129,452	580,088,050.54	99.99
Total Supplies and Services	469,506,400	457,872,302	473,888,793.18	103.50
Total Assets	175,000	8,055,074	8,054,716.66	99.99
Total Grants and Fixed Charges	489,000	682,046	682,010.43	99.99
Total Other Expenditure	1,291,000	2,135,926	2,135,704.30	99.99
<b>TOTAL FOR MINISTRY OF WORKS</b>	<b>1,048,874,800</b>	<b>1,048,874,800</b>	<b>1,064,849,275.11</b>	<b>101.52</b>
<b>B.28 MINISTRY OF TRANSPORT</b>				
Total Emolument	480,062,100	492,124,304	491,230,963.69	99.82
Total Supplies and Services	534,257,800	475,771,275	463,300,124.60	97.38
Total Assets	10,106,500	4,853,900	4,794,702.60	98.78
Total Grants and Fixed Charges	525,491,900	577,180,536	575,829,434.95	99.77
Total Other Expenditure	200,025,000	200,013,335	200,013,324.99	99.99
<b>TOTAL FOR MINISTRY OF TRANSPORT</b>	<b>1,749,943,300</b>	<b>1,749,943,350</b>	<b>1,735,168,550.83</b>	<b>99.16</b>
<b>B.30 MINISTRY OF ENERGY, SCIENCE, TECHNOLOGY, ENVIRONMENT AND CLIMATE CHANGE</b>				
Total Emolument	356,729,200	357,244,300	347,837,291.35	97.37
Total Supplies and Services	207,833,100	200,974,397	178,444,916.59	88.79
Total Assets	3,000	25,879,752	20,867,557.28	80.63
Total Grants and Fixed Charges	186,533,300	166,995,481	138,217,682.51	82.77
Total Other Expenditure	127,100	131,770	128,794.57	97.74
<b>TOTAL FOR MINISTRY OF ENERGY, SCIENCE, TECHNOLOGY, ENVIRONMENT AND CLIMATE CHANGE</b>	<b>751,225,700</b>	<b>751,225,700</b>	<b>685,496,242.30</b>	<b>91.25</b>

(continued..)

## Statement of Operating Expenditures for the year ended 31 December 2019

(continuation)

Purpose Expenditure	Budget		Actual	
	Original	Revised	Amount	Performance
	RM	RM	RM	%
<b>SUPPLY EXPENDITURE - (CONT.)</b>				
<b>B.31 MINISTRY OF TOURISM, ARTS AND CULTURE</b>				
<i>Total Emolument</i>	165,421,600	165,445,400	159,209,143.47	96.23
<i>Total Supplies and Services</i>	310,650,200	227,852,583	211,705,197.02	92.91
<i>Total Assets</i>	5,493,600	8,449,692	7,186,143.11	85.05
<i>Total Grants and Fixed Charges</i>	376,608,700	456,420,325	451,711,060.76	98.97
<i>Total Other Expenditure</i>	43,300	49,400	46,393.81	93.91
<b>TOTAL FOR MINISTRY OF TOURISM, ARTS AND CULTURE</b>	<b>858,217,400</b>	<b>858,217,400</b>	<b>829,857,938.17</b>	<b>96.70</b>
<b>B.32 MINISTRY OF FEDERAL TERRITORIES</b>				
<i>Total Emolument</i>	103,588,400	86,121,000	83,543,244.38	97.01
<i>Total Supplies and Services</i>	60,482,300	47,798,760	44,862,569.14	93.86
<i>Total Assets</i>	123,000	2,411,220	2,061,063.87	85.48
<i>Total Grants and Fixed Charges</i>	180,972,900	183,836,100	183,247,304.62	99.68
<i>Total Other Expenditure</i>	400	40,720	39,402.48	96.76
<b>TOTAL FOR MINISTRY OF FEDERAL TERRITORIES</b>	<b>345,167,000</b>	<b>320,207,800</b>	<b>313,753,584.49</b>	<b>97.98</b>
<b>B.40 EDUCATION SERVICES COMMISSION</b>				
<i>Total Emolument</i>	12,830,400	12,833,835	12,325,931.47	96.04
<i>Total Supplies and Services</i>	3,094,700	2,910,515	2,908,611.66	99.93
<i>Total Assets</i>	57,900	240,100	240,012.06	99.96
<i>Total Grants and Fixed Charges</i>	17,000	15,550	9,550.00	61.41
<b>TOTAL FOR EDUCATION SERVICES COMMISSION</b>	<b>16,000,000</b>	<b>16,000,000</b>	<b>15,484,105.19</b>	<b>96.78</b>
<b>B.42 MINISTRY OF HEALTH</b>				
<i>Total Emolument</i>	15,970,724,700	15,530,143,000	15,883,093,966.36	102.27
<i>Total Supplies and Services</i>	10,026,455,900	10,502,452,954	11,329,427,111.24	107.87
<i>Total Assets</i>	61,400,000	102,132,476	102,130,364.67	99.99
<i>Total Grants and Fixed Charges</i>	439,652,600	362,366,100	362,363,604.31	99.99
<i>Total Other Expenditure</i>	84,100	1,222,770	1,222,647.62	99.99
<b>TOTAL FOR MINISTRY OF HEALTH</b>	<b>26,498,317,300</b>	<b>26,498,317,300</b>	<b>27,678,237,694.20</b>	<b>104.45</b>
<b>B.43 MINISTRY OF HOUSING AND LOCAL GOVERNMENT</b>				
<i>Total Emolument</i>	731,286,100	703,998,617	703,998,180.36	99.99
<i>Total Supplies and Services</i>	354,463,700	372,207,602	372,206,717.45	99.99
<i>Total Assets</i>	117,400	1,958,331	1,957,179.00	99.94
<i>Total Grants and Fixed Charges</i>	1,348,473,900	1,381,127,828	1,992,155,958.62	144.24
<i>Total Other Expenditure</i>	200	8,122	8,019.78	98.74
<b>TOTAL FOR MINISTRY OF HOUSING AND LOCAL GOVERNMENT</b>	<b>2,434,341,300</b>	<b>2,459,300,500</b>	<b>3,070,326,055.21</b>	<b>124.85</b>
<b>B.45 MINISTRY OF YOUTH AND SPORTS</b>				
<i>Total Emolument</i>	217,777,100	216,120,100	204,609,928.84	94.67
<i>Total Supplies and Services</i>	216,980,400	209,035,897	198,953,762.71	95.18
<i>Total Assets</i>	4,000,000	6,592,370	6,387,217.18	96.89
<i>Total Grants and Fixed Charges</i>	223,592,500	228,584,633	220,947,911.26	96.66
<i>Total Other Expenditure</i>	1,260,000	1,277,000	761,688.96	59.65
<b>TOTAL FOR MINISTRY OF YOUTH AND SPORTS</b>	<b>663,610,000</b>	<b>661,610,000</b>	<b>631,660,508.95</b>	<b>95.47</b>
<b>B.46 MINISTRY OF HUMAN RESOURCES</b>				
<i>Total Emolument</i>	510,889,100	507,291,100	491,574,028.45	96.90
<i>Total Supplies and Services</i>	327,611,000	297,101,602	263,911,599.74	88.83
<i>Total Assets</i>	6,633,300	8,984,898	7,708,199.64	85.79
<i>Total Grants and Fixed Charges</i>	39,966,000	31,482,760	27,412,503.47	87.07
<i>Total Other Expenditure</i>	20,600	79,600	68,651.60	86.25
<b>TOTAL FOR MINISTRY OF HUMAN RESOURCES</b>	<b>885,120,000</b>	<b>844,939,960</b>	<b>790,674,982.90</b>	<b>93.58</b>

(continued..)

## Statement of Operating Expenditures for the year ended 31 December 2019

(continuation)

Purpose Expenditure	Budget		Actual	
	Original	Revised	Amount	Performance
	RM	RM	RM	%
<b>SUPPLY EXPENDITURE - (CONT.)</b>				
<b>B.47 MINISTRY OF COMMUNICATION AND MULTIMEDIA</b>				
<i>Total Emolument</i>	350,561,500	356,777,800	352,539,460.00	98.81
<i>Total Supplies and Services</i>	610,287,200	579,946,926	521,153,334.59	89.86
<i>Total Assets</i>	316,000	7,439,934	6,396,321.50	85.97
<i>Total Grants and Fixed Charges</i>	111,597,200	128,597,240	126,982,356.22	98.74
<i>Total Other Expenditure</i>	50,000	50,000	44,964.00	89.93
<b>TOTAL FOR MINISTRY OF COMMUNICATION AND MULTIMEDIA</b>	<b>1,072,811,900</b>	<b>1,072,811,900</b>	<b>1,007,116,436.31</b>	<b>93.88</b>
<b>B.48 MINISTRY OF WOMEN, FAMILY AND COMMUNITY DEVELOPMENT</b>				
<i>Total Emolument</i>	319,050,000	319,052,800	306,872,433.83	96.18
<i>Total Supplies and Services</i>	168,056,700	161,021,290	143,507,533.15	89.12
<i>Total Assets</i>	912,100	1,812,100	1,373,954.20	75.82
<i>Total Grants and Fixed Charges</i>	1,713,581,200	1,719,700,990	1,709,100,101.56	99.38
<i>Total Other Expenditure</i>	–	12,820	12,720.00	99.22
<b>TOTAL FOR MINISTRY OF WOMEN, FAMILY AND COMMUNITY DEVELOPMENT</b>	<b>2,201,600,000</b>	<b>2,201,600,000</b>	<b>2,160,866,742.74</b>	<b>98.15</b>
<b>B.60 MINISTRY OF DEFENCE</b>				
<i>Total Emolument</i>	7,550,608,900	7,462,427,315	7,462,393,000.63	99.99
<i>Total Supplies and Services</i>	2,564,916,700	2,578,468,223	2,941,429,373.07	114.08
<i>Total Assets</i>	43,588,000	59,484,273	59,449,410.84	99.94
<i>Total Grants and Fixed Charges</i>	111,069,100	169,819,089	169,810,725.86	99.99
<i>Total Other Expenditure</i>	285,500	269,300	267,632.13	99.38
<b>TOTAL FOR MINISTRY OF DEFENCE</b>	<b>10,270,468,200</b>	<b>10,270,468,200</b>	<b>10,633,350,142.53</b>	<b>103.53</b>
<b>B.62 MINISTRY OF HOME AFFAIRS</b>				
<i>Total Emolument</i>	9,816,603,200	9,560,101,830	9,279,507,898.94	97.06
<i>Total Supplies and Services</i>	2,706,557,400	2,960,073,590	2,797,437,474.47	94.51
<i>Total Assets</i>	10,000,000	20,224,950	14,602,853.38	72.20
<i>Total Grants and Fixed Charges</i>	30,203,100	22,560,310	19,257,570.68	85.36
<i>Total Other Expenditure</i>	2,000,000	2,403,020	2,288,420.67	95.23
<b>TOTAL FOR MINISTRY OF HOME AFFAIRS</b>	<b>12,565,363,700</b>	<b>12,565,363,700</b>	<b>12,113,094,218.14</b>	<b>96.40</b>
<b>B.63 MINISTRY OF EDUCATION</b>				
<i>Total Emolument</i>	39,033,120,400	38,630,717,900	38,630,716,135.48	99.99
<i>Total Supplies and Services</i>	3,714,775,700	3,917,575,340	3,917,530,913.81	99.99
<i>Total Assets</i>	103,230,000	127,297,530	127,297,223.98	100.00
<i>Total Grants and Fixed Charges</i>	12,275,711,300	12,447,689,330	13,071,433,806.06	105.01
<i>Total Other Expenditure</i>	1,630,900	5,188,200	5,187,997.44	99.99
<b>TOTAL FOR MINISTRY OF EDUCATION</b>	<b>55,128,468,300</b>	<b>55,128,468,300</b>	<b>55,752,166,076.77</b>	<b>101.13</b>
<i>Total Emolument</i>	81,921,015,100	80,498,189,673	80,437,949,055.95	99.93
<i>Total Supplies and Services</i>	29,047,512,200	29,927,688,146	31,481,966,921.30	105.19
<i>Total Assets</i>	672,448,300	771,185,987	769,868,144.80	99.83
<i>Total Grants and Fixed Charges</i>	81,609,015,400	82,426,315,270	86,140,071,867.19	104.51
<i>Total Other Expenditure</i>	1,404,575,700	1,467,932,634	1,505,176,228.23	102.54
<b>TOTAL FOR SUPPLY EXPENDITURE</b>	<b>194,654,566,700</b>	<b>195,091,311,710</b>	<b>200,335,032,217.47</b>	<b>102.69</b>
<i>Total Emolument</i>	82,045,335,600	80,616,207,553	80,534,388,106.70	99.90
<i>Total Supplies and Services</i>	29,067,787,600	29,959,105,036	31,506,555,859.98	105.17
<i>Total Assets</i>	673,448,300	772,185,987	770,140,554.75	99.74
<i>Total Grants and Fixed Charges</i>	146,329,852,800	147,438,421,303	*149,848,688,957.22	101.63
<i>Total Other Expenditure</i>	1,733,575,700	1,760,825,131	1,754,982,397.76	99.67
<b>TOTAL OPERATING EXPENDITURE</b>	<b>259,850,000,000</b>	<b>260,546,745,010</b>	<b>264,414,755,876.41</b>	<b>101.48</b>



# ATTACHMENT 2

## STATEMENT OF DEVELOPMENT EXPENDITURES

FEDERAL GOVERNMENT FINANCIAL STATEMENTS

2019



**Statement of Development Expenditures**  
**For the year ended 31 December 2019**

<i>Purpose of Expenditure</i>	<i>Total Cost for Project</i>	<i>Actual Expenditure for 11MP as at 31.12.2018</i>
	<i>RM</i>	<i>RM</i>
PRIME MINISTER'S DEPARTMENT		
P.06 Prime Minister's Department	49,143,948,438.77	11,995,368,288.27
PUBLIC SERVICE DEPARTMENT		
P.07 Public Service Department	422,272,000.00	138,300,753.42
MINISTRY OF FINANCE		
P.10 Ministry of Finance	282,241,525,523.49	23,437,064,315.74
MINISTRY OF FOREIGN AFFAIRS		
P.13 Ministry of Foreign Affairs	1,246,197,107.22	260,156,764.33
MINISTRY OF ECONOMIC AFFAIRS		
P.15 Ministry of Economic Affairs	32,391,591,172.31	4,296,982,247.34
MINISTRY OF PRIMARY INDUSTRIES		
P.20 Ministry of Primary Industries	4,418,810,942.00	1,024,878,420.38
MINISTRY OF AGRICULTURE AND AGRO-BASED INDUSTRY		
P.21 Ministry of Agriculture and Agro-Based Industry	15,182,754,055.00	3,538,705,894.79
MINISTRY OF RURAL DEVELOPMENT		
P.22 Ministry of Rural Development	50,430,088,393.85	13,327,311,128.17
MINISTRY OF WATER, LAND AND NATURAL RESOURCES		
P.23 Ministry of Water, Land and Natural Resources	50,590,912,167.18	7,978,607,919.73
MINISTRY OF INTERNATIONAL TRADE AND INDUSTRY		
P.24 Ministry of International Trade and Industry	9,029,254,803.00	2,666,279,118.50
MINISTRY OF DOMESTIC TRADE AND CONSUMER AFFAIRS		
P.25 Ministry of Domestic Trade and Consumer Affairs	412,616,278.00	182,111,335.34
MINISTRY OF ENTREPRENEUR DEVELOPMENT		
P.26 Ministry of Entrepreneur Development	3,036,068,640.00	902,256,781.67
MINISTRY OF WORKS		
P.27 Ministry of Works	68,635,319,611.57	18,618,219,158.52
MINISTRY OF TRANSPORT		
P.28 Ministry of Transport	61,571,572,214.23	9,608,258,798.90
MINISTRY OF ENERGY, GREEN TECHNOLOGY AND WATER		
P.29 Ministry of Energy, Green Technology and Water	86,150,000.00	41,637,075.83
MINISTRY OF ENERGY, SCIENCE, TECHNOLOGY, ENVIRONMENT AND CLIMATE CHANGE		
P.30 Ministry of Energy, Science, Technology, Environment and Climate Change	9,870,405,510.47	1,920,341,423.21
MINISTRY OF TOURISM, ARTS AND CULTURE		
P.31 Ministry of Tourism, Arts and Culture	1,184,864,745.88	481,584,829.77
MINISTRY OF FEDERAL TERRITORIES		
P.32 Ministry of Federal Territories	10,605,888,871.00	2,894,281,101.11
MINISTRY OF HEALTH		
P.42 Ministry of Health	31,817,516,633.71	4,186,600,954.08
MINISTRY OF HOUSING AND LOCAL GOVERNMENT		
P.43 Ministry of Housing and Local Government	27,930,729,424.00	6,538,545,517.42
MINISTRY OF YOUTH AND SPORTS		
P.45 Ministry of Youth and Sports	3,026,498,305.75	932,277,178.43
MINISTRY OF HUMAN RESOURCES		
P.46 Ministry of Human Resources	4,165,477,154.58	1,416,330,009.72
MINISTRY OF COMMUNICATIONS AND MULTIMEDIA		
P.47 Ministry of Communications and Multimedia	9,538,316,717.87	1,324,759,683.75
MINISTRY OF WOMEN, FAMILY AND COMMUNITY DEVELOPMENT		
P.48 Ministry of Women, Family and Community Development	2,264,161,100.00	365,490,793.73
MINISTRY OF DEFENCE		
P.60 Ministry of Defence	61,045,242,378.00	10,003,641,164.17
MINISTRY HOME AFFAIRS		
P.62 Ministry of Home Affairs	23,542,411,983.64	4,192,248,087.09
MINISTRY OF EDUCATION		
P.63 Ministry of Education	61,313,903,782.51	10,702,093,447.20
CONTINGENCIES RESERVE		
P.70 Contingencies Reserve	-	-
<b>TOTAL FOR DEVELOPMENT EXPENDITURE</b>	<b>875,144,497,954.03</b>	<b>142,974,332,190.61</b>

ATTACHMENT 2 – DEVELOPMENT EXPENDITURES

<i>Budget for the year 2019</i>			<i>Actual Expenditure for the year of 2019</i>			<i>Actual Expenditure for 11MP as at 31.12.2019</i>
<i>Direct</i>	<i>Loans</i>	<i>Total</i>	<i>Direct</i>	<i>Loans</i>	<i>Total</i>	
<i>RM</i>	<i>RM</i>	<i>RM</i>	<i>RM</i>	<i>RM</i>	<i>RM</i>	<i>RM</i>
3,464,417,444.00	–	3,464,417,444.00	3,395,298,451.97	–	3,395,298,451.97	15,390,666,740.24
36,687,690.00	–	36,687,690.00	33,296,665.31	–	33,296,665.31	171,597,418.73
7,825,595,630.00	–	7,825,595,630.00	9,203,145,494.79	–	9,203,145,494.79	32,640,209,810.53
79,874,729.00	–	79,874,729.00	78,539,537.05	–	78,539,537.05	338,696,301.38
2,347,476,920.00	445,396,970.00	2,792,873,890.00	2,342,496,497.95	545,396,970.00	2,887,893,467.95	7,184,875,715.29
301,589,960.00	25,000,100.00	326,590,060.00	295,697,161.10	25,000,000.00	320,697,161.10	1,345,575,581.48
1,093,951,510.00	60,000,000.00	1,153,951,510.00	1,081,388,893.74	60,000,000.00	1,141,388,893.74	4,680,094,788.53
4,855,158,040.00	34,787,820.00	4,889,945,860.00	4,776,438,578.61	31,660,217.05	4,808,098,795.66	18,135,409,923.83
2,471,325,107.00	258,326,208.00	2,729,651,315.00	2,461,760,051.87	230,744,205.00	2,692,504,256.87	10,671,112,176.60
923,663,305.00	12,856,420.00	936,519,725.00	920,438,506.46	12,854,799.00	933,293,305.46	3,599,572,423.96
75,498,800.00	–	75,498,800.00	73,975,067.92	–	73,975,067.92	256,086,403.26
273,895,000.00	–	273,895,000.00	263,909,434.70	–	263,909,434.70	1,166,166,216.37
4,496,842,850.00	1,019,000,000.00	5,515,842,850.00	4,409,813,909.89	1,019,000,000.00	5,428,813,909.89	24,047,033,068.41
3,982,113,400.00	–	3,982,113,400.00	5,286,965,343.14	–	5,286,965,343.14	14,895,224,142.04
–	–	–	–	–	–	41,637,075.83
526,859,405.00	190,083,100	716,942,505.00	489,243,059.45	190,083,100.00	679,326,159.45	2,599,667,582.66
151,485,000.00	–	151,485,000.00	146,889,364.06	–	146,889,364.06	628,474,193.83
1,146,395,809.00	–	1,146,395,809.00	1,134,508,162.81	–	1,134,508,162.81	4,028,789,263.92
1,784,426,210.00	–	1,784,426,210.00	1,747,343,664.28	–	1,747,343,664.28	5,933,944,618.36
2,429,528,720.00	–	2,429,528,720.00	2,771,563,784.45	–	2,771,563,784.45	9,310,109,301.87
338,648,800.00	–	338,648,800.00	336,616,361.37	–	336,616,361.37	1,268,893,539.80
323,467,400.00	–	323,467,400.00	322,744,402.75	–	322,744,402.75	1,739,074,412.47
369,117,526.00	–	369,117,526.00	368,663,991.49	–	368,663,991.49	1,693,423,675.24
134,892,810.00	–	134,892,810.00	126,223,185.02	–	126,223,185.02	491,713,978.75
2,900,314,745.00	–	2,900,314,745.00	2,881,142,858.50	–	2,881,142,858.50	12,884,784,022.67
2,558,695,109.00	–	2,558,695,109.00	2,427,926,687.23	–	2,427,926,687.23	6,620,174,774.32
4,841,140,500.00	–	4,841,140,500.00	4,682,466,910.01	–	4,682,466,910.01	15,384,560,357.21
2,000,000,000.00	–	2,000,000,000.00	–	–	–	–
51,733,062,419.00	2,045,450,618.00	53,778,513,037.00	52,058,496,025.92	2,114,739,291.05	54,173,235,316.97	197,147,567,507.58



# ATTACHMENT 3

## STATEMENT OF MEMORANDUM ACCOUNT - RECOVERABLE LOANS AND ADVANCES

FEDERAL GOVERNMENT FINANCIAL STATEMENTS

2019





## Statement of Memorandum Account - Recoverable Loans and Advances as at 31 December 2019

Particulars	Loan Charged to		Outstanding Balance as at	
	Development Fund	Trust Accounts	2019	2018
	RM	RM	RM	RM
<b>LOANS:</b>				
<b>I. STATE GOVERNMENTS</b>				
Johor	82,056,703.93	75,320,333.92	157,377,037.85	389,833,849.65
Kedah	2,205,345,243.92	394,617,336.67	2,599,962,580.59	2,611,869,984.22
Kelantan	735,433,222.08	79,710,675.00	815,143,897.08	1,435,294,706.57
Melaka	380,676,510.55	440,954,264.40	821,630,774.95	839,685,306.70
Negeri Sembilan	852,049,629.35	78,583,300.00	930,632,929.35	936,761,129.59
Pahang	2,548,200,628.11	491,633,244.66	3,039,833,872.77	2,996,744,346.17
Perak	255,802,363.90	–	255,802,363.90	313,292,798.90
Perlis	149,938,588.02	85,620,666.70	235,559,254.72	364,067,990.38
Pulau Pinang	53,767,528.55	–	53,767,528.55	57,831,891.15
Sabah	2,719,141,065.14	37,181,791.32	2,756,322,856.46	2,794,128,620.45
Sarawak	2,031,905,134.41	5,161,147.81	2,037,066,282.22	2,410,983,018.67
Selangor	1,101,975,296.31	8,428,988.99	1,110,404,285.30	1,103,363,775.45
Terengganu	309,390,336.83	–	309,390,336.83	707,269,913.19
<b>Total State Governments</b>	<b>13,425,682,251.10</b>	<b>1,697,211,749.47</b>	<b>15,122,894,000.57</b>	<b>16,961,127,331.09</b>
<b>II. COMPANIES</b>				
Agro Qas Sdn. Bhd.	–	7,821,678.16	7,821,678.16	7,821,678.16
Airport Limo (M) Sdn. Bhd.	–	41,750,196.20	41,750,196.20	42,350,196.20
Asia E-Learning Sdn. Bhd.	–	70,000,000.00	70,000,000.00	72,500,000.00
A-Winn Global Market Services Sdn. Bhd.	–	4,960,000.00	4,960,000.00	4,960,000.00
Bank Pembangunan Malaysia Berhad	–	28,000,000.00	28,000,000.00	10,000,000.00
Bank Pertanian Malaysia Berhad	924,252,562.09	1,138,211,709.45	2,062,464,271.54	2,066,108,378.71
Bank Perusahaan Kecil & Sederhana Malaysia Berhad	300,265,549.00	711,931,429.37	1,012,196,978.37	1,035,702,361.14
Credit Guarantee Corporation Malaysia Berhad	73,000,000.00	23,742,223.75	96,742,223.75	124,213,675.82
Cyberview Sdn. Bhd.	540,515,288.89	34,400,000.00	574,915,288.89	593,107,500.00
EKVE Sdn. Bhd.	623,315,106.67	–	623,315,106.67	393,315,106.67
Equal Concept Sdn. Bhd.	–	83,440,000.00	83,440,000.00	83,440,000.00
FELCRA Berhad	2,971,709,266.87	106,978,963.00	3,078,688,229.87	2,295,036,034.93
Garuda Suci Sdn. Bhd.	–	16,545,205.43	16,545,205.43	15,945,205.45
Hanwha Q CELLS Malaysia Sdn. Bhd.	827,000,000.00	–	827,000,000.00	832,000,000.00
Indah Water Konsortium Sdn. Bhd.	1,557,623,716.49	540,653,446.98	2,098,277,163.47	2,098,277,163.47
Integrated Nautical Resort Sdn. Bhd.	–	22,498,630.17	22,498,630.17	21,698,630.16
Iskandar Investment Berhad	–	388,283,396.55	388,283,396.55	423,463,396.55
JKP Sdn. Bhd.	–	13,685,097.42	13,685,097.42	14,076,330.29
Keretapi Tanah Melayu Berhad	855,504,289.00	25,000,000.00	880,504,289.00	880,504,289.00
Kuantan Port Consortium Sdn. Bhd.	83,000,000.00	–	83,000,000.00	90,000,000.00
KUB - BERJAYA Enviro Sdn. Bhd.	–	24,475,953.79	24,475,953.79	26,699,805.83
Kumpulan Modal Perdana Sdn. Bhd.	200,243,200.00	–	200,243,200.00	200,243,200.00
Lebuhraya DUKE Fasa 3 Sdn. Bhd.	–	566,830,684.91	566,830,684.91	100,000,000.00
Lebuhraya Shapadu Sdn. Bhd.	32,743,909.30	–	32,743,909.30	32,743,909.30
M.Y. Ikan Sdn. Bhd.	–	10,000,000.00	10,000,000.00	10,000,000.00
Malaysia Building Society Berhad	59,347,963.97	–	59,347,963.97	60,217,572.18
Malaysia Debt Ventures Berhad	40,000,000.00	–	40,000,000.00	40,000,000.00
Malaysia Venture Capital Management Berhad	420,764,675.00	–	420,764,675.00	420,764,675.00
Malaysian Industrial Development Finance Berhad	296,197,711.00	–	296,197,711.00	303,182,209.00
Malaysian Technology Development Corporation Sdn. Bhd.	323,080,000.00	165,280,000.00	488,360,000.00	496,660,000.00
MIMOS Berhad	2,850,000.00	–	2,850,000.00	2,850,000.00
Mount Miriam Cancer Hospital	–	9,046,604.55	9,046,604.55	–
MSU Holdings Sdn. Bhd.	–	250,000,000.00	250,000,000.00	250,000,000.00
National Feedlot Corporation Sdn. Bhd.	–	224,765,230.40	224,765,230.40	224,765,230.40
Pengurusan Aset Air Berhad	3,354,291,373.67	350,595,000.00	3,704,886,373.67	4,670,358,160.51
Perbadanan Usahawan Nasional Berhad	–	98,580,000.00	98,580,000.00	193,619,342.88
Permodalan Nasional Berhad	–	14,678,975.00	14,678,975.00	29,358,475.00
Perwaja Terengganu Sdn. Bhd.	–	2,804,481,336.50	2,804,481,336.50	2,824,481,336.50
Perwaja Steel Sdn. Bhd.	117,131,169.00	–	117,131,169.00	117,131,169.00
Piramid Pertama Sdn. Bhd.	460,000,000.00	–	460,000,000.00	460,000,000.00
PKPS Agro Industries Sdn. Bhd.	–	42,478,269.48	42,478,269.48	42,478,269.48
Premium Agro Products Sdn. Bhd.	–	50,200,000.00	50,200,000.00	50,200,000.00
Projek Lintasan Kota Sdn. Bhd.	95,825,690.06	–	95,825,690.06	115,767,586.78
Projek Lintasan Sungai Besi-Ulu Klang Sdn. Bhd.	1,302,000,000.00	–	1,302,000,000.00	952,000,000.00
Projek Lintasan Damansara-Shah Alam Sdn. Bhd.	749,000,000.00	–	749,000,000.00	529,000,000.00

(continued...)

## Statement of Memorandum Account - Recoverable Loans and Advances as at 31 December 2019

(continuation)

Particulars	Loan Charged to		Outstanding Balance as at	
	Development Fund	Trust Accounts	2019	2018
	RM	RM	RM	RM
<b>II. COMPANIES - (CONT.)</b>				
Sabah Electricity Sdn. Bhd.	2,454,336,234.21	5,000,000.00	2,459,336,234.21	2,302,461,119.18
Sistem Penyuraian Trafik KL Barat Sdn. Bhd.	–	14,337,165.00	14,337,165.00	14,537,165.00
SME Ordnance Sdn. Bhd.	9,674,560.00	–	9,674,560.00	9,674,560.00
SRC International Sdn. Bhd.	–	597,548,422.14	597,548,422.14	597,548,422.14
Syarikat Bekalan Air Selangor Sdn. Bhd.	536,540,688.69	–	536,540,688.69	540,162,249.93
Syarikat Jengka Sdn. Bhd.	12,904,081.50	–	12,904,081.50	13,259,413.43
Syarikat Perumahan Negara Berhad	223,400,000.00	–	223,400,000.00	223,400,000.00
Tanjung Langsat Port Sdn. Bhd.	110,600,941.97	–	110,600,941.97	121,017,709.59
TEKUN Nasional	1,710,999,962.00	220,000,000.00	1,930,999,962.00	1,955,999,962.00
Telekom Malaysia Berhad	2,437,821.61	–	2,437,821.61	2,525,972.73
UDA Holdings Berhad	201,882,568.48	–	201,882,568.48	201,882,568.48
Warisan Jengka Holdings (M) Sdn. Bhd.	–	4,185,078.12	4,185,078.12	4,185,078.12
West Coast Expressway Sdn. Bhd.	1,729,000,000.00	–	1,729,000,000.00	1,510,000,000.00
White Heron Dairy Farm Sdn. Bhd.	–	10,400,000.00	10,400,000.00	10,400,000.00
<b>Total Companies</b>	<b>23,201,438,329.47</b>	<b>8,720,784,696.37</b>	<b>31,922,223,025.84</b>	<b>30,764,095,109.01</b>
<b>III. STATUTORY BODIES</b>				
South Kelantan Development Authority	5,391,404.69	–	5,391,404.69	7,786,032.23
Central Terengganu Development Authority	20,278,882.69	–	20,278,882.69	21,838,256.24
Kedah Regional Development Authority	1,052,663.47	–	1,052,663.47	1,306,143.90
Federal Land Development Authority	77,000,000.00	800,445,827.00	877,445,827.00	77,000,000.00
Malaysian Highway Authority	767,977,449.89	–	767,977,449.89	767,977,449.89
Port Klang Authority	2,827,056,649.87	837,923,109.84	3,664,979,759.71	3,739,140,951.79
Sabah Ports Authority	–	–	–	26,981,151.34
Malaysian Timber Industry Board	892,072,292.15	234,802,739.72	1,126,875,031.87	1,080,543,378.31
Majlis Amanah Rakyat	–	60,000,000.00	60,000,000.00	167,250,000.00
Railways Assets Corporation	294,359,814.66	–	294,359,814.66	294,909,552.64
Perlis State Economic Development Corporation	4,442,843.63	–	4,442,843.63	5,148,441.40
Penang Development Corporation	–	131,400,000.00	131,400,000.00	138,600,000.00
<b>Total Statutory Bodies</b>	<b>4,889,632,001.05</b>	<b>2,064,571,676.56</b>	<b>6,954,203,677.61</b>	<b>6,328,481,357.74</b>
<b>IV. LOCAL AUTHORITY</b>				
Kuala Lumpur City Hall	185,252,112.19	–	185,252,112.19	192,116,888.43
<b>Total Local Authority</b>	<b>185,252,112.19</b>	<b>–</b>	<b>185,252,112.19</b>	<b>192,116,888.43</b>
<b>V. CO-OPERATIVES</b>				
National Youth Co-operative Berhad	6,822,362.48	–	6,822,362.48	6,892,362.48
Koperasi Jayadiri Malaysia Berhad	–	150,000,000.00	150,000,000.00	150,000,000.00
Koperasi Pegawai-pegawai Melayu Malaysia Berhad	–	80,480,000.00	80,480,000.00	80,480,000.00
National Youth Development Co-operative Berhad	–	5,139,404.50	5,139,404.50	5,139,404.50
Koperasi Polis Diraja Malaysia Berhad	–	5,779,162.77	5,779,162.77	22,692,077.43
<b>Total Co-operatives</b>	<b>6,822,362.48</b>	<b>241,398,567.27</b>	<b>248,220,929.75</b>	<b>265,203,844.41</b>
<b>VI. MISCELLANEOUS</b>				
Amanah Ikhtiar Malaysia	156,601,307.50	586,500,000.00	743,101,307.50	757,601,307.50
Kelab Golf Perkhidmatan Awam Malaysia	1,295,062.01	–	1,295,062.01	1,923,610.81
Yayasan Amanah Saham Anak Langkawi	–	6,800,000.00	6,800,000.00	6,800,000.00
Yayasan Pembangunan Ekonomi Islam Malaysia	45,731,590.00	798,399,999.80	844,131,589.80	874,131,590.00
Yayasan Penjaja dan Peniaga Kecil 1Malaysia	–	70,000,000.00	70,000,000.00	70,000,000.00
Malaysian Chinese Women Entrepreneurs Foundation	–	50,000,000.00	50,000,000.00	50,000,000.00
<b>Total Miscellaneous</b>	<b>203,627,959.51</b>	<b>1,511,699,999.80</b>	<b>1,715,327,959.31</b>	<b>1,760,456,508.31</b>
<b>VII. INDIVIDUALS</b>				
Conveyance loans	–	1,652,802.01	1,652,802.01	1,870,146.32
Computer Loans	–	73,757,581.18	73,757,581.18	74,706,921.43
Individual Advances	–	214,458,114.82	214,458,114.82	189,378,111.48
Miscellaneous Advances	–	1,746,959.36	1,746,959.36	344,358.30
<b>Total Individuals</b>	<b>–</b>	<b>291,615,457.37</b>	<b>291,615,457.37</b>	<b>266,299,537.53</b>
<b>TOTAL LOANS</b>	<b>41,912,455,015.80</b>	<b>14,527,282,146.84</b>	<b>56,439,737,162.64</b>	<b>56,537,780,576.52</b>

(continued...)

### Statement of Memorandum Account - Recoverable Loans and Advances as at 31 December 2019

(continuation)

Particulars	Loan Charged to		Outstanding Balance as at	
	Development Fund	Trust Accounts	2019	2018
	RM	RM	RM	RM
<b>ADVANCES:</b>				
<b>STATE GOVERNMENTS</b>				
Kelantan	–	411,500,000.00	411,500,000.00	399,500,000.00
Kedah	–	87,000,000.00	87,000,000.00	117,000,000.00
Melaka	–	369,969,310.32	369,969,310.32	376,969,310.32
Negeri Sembilan	–	–	–	12,158,000.00
Pahang	–	111,458,917.00	111,458,917.00	132,088,917.00
Perlis	–	241,500,000.00	241,500,000.00	222,413,580.00
<b>TOTAL ADVANCES</b>	–	<b>1,221,428,227.32</b>	<b>1,221,428,227.32</b>	<b>1,260,129,807.32</b>
<b>TOTAL RECOVERABLE LOANS AND ADVANCES</b>	<b>41,912,455,015.80</b>	<b>15,748,710,374.16</b>	<b>57,661,165,389.96</b>	<b>57,797,910,383.84</b>

Note: Starting from 2019, Housing Loans to Lower Income Group has been reclassified from Recoverable Loans and Advances to Other Receivables. Hence, the comparative value in 2018 for the Individuals category has been restated from RM369,714,974.85 to RM266,299,537.53



# ATTACHMENT 4

## STATEMENT OF MEMORANDUM ACCOUNT - INVESTMENTS

FEDERAL GOVERNMENT FINANCIAL STATEMENTS

2019





**Statement of Memorandum Account of Investments  
as at 31 December 2019**

Entities	Issued/ Paid-up Share Capital	Holding			Book Value	
		Particulars	Nominal Value	%	2019	2018
	RM		RM		RM	RM
<b>INTERNATIONAL AGENCY</b>						
International Finance Corporation	USD 2,566,719,000.00	16,606 share USD1,000	USD 16,606,000.00	0.65	38,574,228.53	38,574,228.53
Total International Agency					38,574,228.53	38,574,228.53
<b>STATUTORIES BODIES</b>						
Bank Negara Malaysia	100,000,000.00	Capital	100,000,000.00	-	100,000,000.00	100,000,000.00
Bank Simpanan Nasional	-	Capital	749,900,000.00	-	749,900,000.00	749,900,000.00
Lembaga Pelabuhan Kelang	-	Capital	9,134,494.58	-	9,134,494.58	9,134,494.58
Lembaga Perkhidmatan Kewangan Labuan	-	Capital	2,000,000.00	-	2,000,000.00	2,000,000.00
Perbadanan Aset Keretapi	-	Capital	117,066,201.00	-	117,066,201.00	117,066,201.00
Total Statutories Bodies					978,100,695.58	978,100,695.58
<b>COMPANIES</b>						
1Malaysia Development Berhad (Formerly known as Terengganu Investment Authority Berhad)	1,000,000,001.00	1,000,000,000 ord. share RM1.00 preference share RM1.00	1,000,000,000.00 1.00	100.00 -	1,000,002.00 -	1,000,002.00 -
Actius Terra Global Holdings Sdn. Bhd.	1.00	1 ord. share RM1.00	1.00	100.00	-	-
Aerospace Technology Systems Corporation Sdn. Bhd.	40,000,000.00	1 preference share RM1.00	1.00	-	-	-
AES Solutions Sdn. Bhd.	10,000,002.00	10,000,002 ord. share RM1.00	10,000,002.00	100.00	10,000,000.00	10,000,000.00
Amanah Raya Berhad	6,000,002.00	6,000,002 ord. share RM1.00	6,000,002.00	100.00	6,000,001.00	6,000,001.00
ASEAN Potash Chaiyaphum Public Company Limited	Baht 2,805,797,300.00	1,673,100 ord. share Baht 100.00	Baht 167,310,000.00	5.96	15,118,001.47	15,118,001.47
Aset Tanah Nasional Berhad (Formerly known as National Content Development Corporation Berhad)	2,053,002.00	2,053,002 ord. share RM1.00	2,053,002.00	100.00	2,053,000.00	2,053,000.00
Assets Global Network Sdn. Bhd. (Formerly known as Terusan Timur Barat Sdn. Bhd.)	10,000,000.00	9,999,999 ord. share RM1.00 preference share RM1.00	9,999,999.00 1.00	100.00 -	9,999,999.00 1.00	9,999,999.00 1.00
Astronautic Technology (M) Sdn. Bhd.	112,579,000.00	112,579,000 ord. share RM1.00	112,579,000.00	100.00	112,579,000.00	112,579,000.00
Bank Pembangunan Malaysia Berhad	3,078,724,049.00	2,778,724,049 ord. share RM1.00	2,778,724,049.00	100.00	2,723,361,474.72	2,723,361,474.72
Bank Pertanian Malaysia Berhad (Agrobank)	1,000,000,000.00	262,502,559 ord. share RM1.00	262,502,559.00	100.00	240,752,180.87	240,752,180.87
Bintulu Port Holdings Berhad	460,000,001.00	1 preference share RM1.00	1.00	-	1.00	1.00
Bintulu Port Sdn. Bhd.	65,000,001.00	1 spc. share RM1.00	1.00	-	1.00	1.00
Boustead Naval Shipyard Sdn. Bhd.	130,000,003.00	1 spc. share RM1.00	1.00	-	1.00	1.00
Commerce Dot Com Sdn. Bhd.	40,000,001.00	1 preference share RM1.00	1.00	-	-	-
Cradle Fund Sdn. Bhd.	5,000,000.00	5,000,000 ord. share RM1.00	5,000,000.00	100.00	5,000,000.00	5,000,000.00
Cyberview Sdn. Bhd.	676,640,398.00	624,140,397 ord. share RM1.00 spc. share RM1.00	624,140,397.00 1.00	92.24 -	819,650,000.00 -	819,650,000.00 -
DanaInfra Nasional Berhad*	10,000,000.00	10,000,000 ord. share RM1.00	10,000,000.00	100.00	10,000,000.00	10,000,000.00
Danajamin Nasional Berhad	1,000,000,000.00	500,000,000 ord. share RM1.00	500,000,000.00	50.00	500,000,000.00	500,000,000.00
Export-Import Bank of Malaysia Berhad**	2,958,665,284.00	350,000,001 ord. share RM1.00 preference share RM1.00	350,000,001.00 250,000,001.00	100.00 -	350,000,000.00 1.00	350,000,000.00 1.00
FELCRA Berhad	500,000,002.00	500,000,002 ord. share RM1.00	500,000,002.00	100.00	-	-
FELDA Global Ventures Holdings Bhd.	3,648,151,501.00	1 spc. share RM1.00	1.00	-	-	-
GovCo Holdings Berhad	100,002.00	100,002 ord. share RM1.00	100,002.00	100.00	100,000.00	100,000.00
Halal Industry Development Corporation Sdn. Bhd.	95,000,002.00	95,000,002 ord. share RM1.00	95,000,002.00	100.00	95,000,000.00	95,000,000.00
HICOM Holdings Berhad	1,135,511,271.55	1 preference share RM1.00	1.00	-	1.00	1.00
HVD Holdings Sdn. Bhd.***	10,000,000.00	-	-	-	-	20,000,000.00
IJN Holdings Sdn. Bhd.	416,619,213.00	416,619,213 ord. share RM1.00	416,619,213.00	100.00	416,619,211.00	416,619,211.00
Indah Water Konsortium Sdn. Bhd.	100,000,001.00	100,000,000 ord. share RM1.00 spc. share RM1.00	100,000,000.00 1.00	100.00 -	192,540,000.00 1.00	192,540,000.00 1.00
Inno Bio Ventures Sdn. Bhd.	300,000,000.00	292,400,000 ord. share RM1.00	292,400,000.00	97.47	292,400,000.00	292,400,000.00

(continued.)

Nota : (\*) An additional of 20,000,000 units of ordinary shares acquired through capitalization from the placement of funds will be accounted for under the Statement of Memorandum Account - Investments in 2020 as AGD only received the additional share certificate in February 2020.

Nota : (\*\*) The preference shares of 250,000,001 units is stated at book value of RM1.00 until payment is made from the Consolidated Fund.

Nota : (\*\*\*) The company was dissolved by the High Court of Malaya.

**Statement of Memorandum Account of Investments**  
**as at 31 December 2019**

(continuation)

Entities	Issued/ Paid-up Share Capital	Holding			Book Value	
		Particulars	Nominal Value	%	2019	2018
	RM		RM		RM	RM
<b>COMPANIES – (CONT.)</b>						
Institut Terjemahan & Buku Malaysia (Formerly known as Institut Terjemahan Negara Malaysia Berhad)	29,410,000.00	29,409,999 ord. share RM1.00 1 spc. share RM1.00	29,409,999.00 1.00	100.00 –	29,409,998.00 1.00	29,409,998.00 1.00
International Rubber Consortium Limited	Baht 426,222,040.00	9,471,601 ord. share Baht 10.00	Baht 94,716,010.00	22.22	3,939,776.53	3,939,776.53
Jambatan Kedua Sdn. Bhd.	772,000,003.00	772,000,002 ord. share RM1.00 1 golden share RM1.00	772,000,002.00 1.00	100.00 –	772,000,000.00 1.00	772,000,000.00 1.00
JKP Sdn. Bhd.	10,250,002.00	10,250,001 ord. share RM1.00 1 preference share RM1.00	10,250,001.00 1.00	100.00 –	10,250,001.00 1.00	10,250,001.00 1.00
Johor Port Berhad	390,112,393.00	1 preference share RM1.00	1.00	–	1.00	1.00
K.L. International Airport Berhad	200,000,002.00	200,000,002 ord. share RM1.00	200,000,002.00	100.00	200,000,001.00	200,000,001.00
Keretapi Tanah Melayu Berhad	1,316,159,173.00	1,279,895,172 ord. share RM1.00 1 spc. share RM1.00 57,000,000 preference share RM0.10	1,279,895,172.00 1.00 5,700,000.00	100.00 – –	1,279,895,169.00 – 5,700,000.00	1,279,895,169.00 – 5,700,000.00
Khazanah Nasional Berhad	5,444,953,229.00	4,739,321,790 ord. share RM1.00	4,739,321,790.00	99.99	5,687,907,846.29	5,687,907,846.29
Konsortium Pelabuhan Kemaman Sdn. Bhd.	10,000,001.00	1 preference share RM1.00	1.00	–	1.00	1.00
Kuantan Port Consortium Sdn. Bhd.	120,000,001.00	1 preference share RM1.00	1.00	–	–	–
Kumpulan Modal Perdana Sdn. Bhd.	60,000,003.00	3 ord. share RM1.00 30,000,000 preference share RM1.00	3.00 30,000,000.00	100.00 –	3.00 30,000,000.00	3.00 30,000,000.00
Malaysia Airports (Sepang) Sdn. Bhd.	300,000,003.00	1 preference share RM1.00	1.00	–	–	–
Malaysia Airports Holdings Berhad	1,659,191,829.00	1 preference share RM1.00	1.00	–	1.00	1.00
Malaysia Airports Sdn. Bhd.	360,113,847.00	1 preference share RM1.00	1.00	–	–	–
Malaysia Batek and Handicraft Berhad****	300,002.00	300,001 ord. share RM1.00	300,001.00	99.99	300,000.00	300,000.00
Malaysia Debt Ventures Berhad	500,000,000.00	500,000,000 ord. share RM1.00	500,000,000.00	100.00	500,000,000.00	500,000,000.00
Malaysia Development Holding Sdn. Bhd. (Formerly known as Radio Televisyen Malaysia Berhad)	2.00	2 ord. share RM1.00	2.00	100.00	–	–
Malaysia Digital Economy Corporation Sdn. Bhd. (Formerly known as Multimedia Development Corporation Sdn. Bhd.)	620,475,003.00	476,905,003 ord. share RM1.00	476,905,003.00	100.00	476,905,002.00	476,905,002.00
Malaysia Rail Link Sdn. Bhd.	50,000,002.00	50,000,002 ord. share RM1.00	50,000,002.00	100.00	50,000,000.00	50,000,000.00
Malaysia Sovereign Sukuk Berhad	2.00	2 ord. share RM1.00	2.00	100.00	–	–
Malaysia Sukuk Global Berhad (Formerly known as 1Malaysia Sukuk Global Berhad)	2.00	2 ord. share RM1.00	2.00	100.00	1.00	1.00
Malaysia Venture Capital Management Berhad	410,000,002.00	410,000,001 ord. share RM1.00 1 spc. share RM1.00	410,000,001.00 1.00	100.00 –	410,000,000.00 –	410,000,000.00 –
Malaysian Airline System Berhad	11,592,389,201.00	1 preference share RM1.00	1.00	–	1.00	1.00
Malaysian Bioeconomy Development Corporation Sdn. Bhd. (Formerly known as Malaysian Biotechnology Corporation Sdn. Bhd.)	245,000,002.00	245,000,002 ord. share RM1.00	245,000,002.00	100.00	245,000,000.00	245,000,000.00
Malaysian Maritime Academy Sdn. Bhd.	10,000,000.00	1 preference share RM1.00	1.00	–	1.00	1.00
MARDEC Berhad	125,709,001.00	1 preference share RM1.00	1.00	–	1.00	1.00
Mass Rapid Transit Corporation Sdn. Bhd.*****	863,235,992.00	862,999,999 ord. share RM1.00 1 ord. share RM235,993.00	862,999,999.00 235,993.00	100.00	10,000,000.00	10,000,000.00
Medical Online Sdn. Bhd.****	22,000,001.00	1 preference share RM1.00	1.00	–	–	–
MIMOS Berhad	100,000,000.00	100,000,000 ord. share RM1.00	100,000,000.00	100.00	99,999,999.00	99,999,999.00
MISC Berhad	4,463,793,103.00	1 preference share RM1.00	1.00	–	–	–

(continued...)

Nota : (\*\*\*\*) The company is still in the process of winding up.

Nota : (\*\*\*\*\*) The ordinary shares of 863,000,000 units is stated at book value of RM10,000,000.00 until payment is made from the Consolidated Fund.

**Statement of Memorandum Account of Investments**  
**as at 31 December 2019**

(continuation)

Entities	Issued/ Paid-up Share Capital	Holding			Book Value	
		Particulars	Nominal Value	%	2019	2018
	RM		RM		RM	RM
<b>COMPANIES – (CONT.)</b>						
MKD Aman Makmur Sdn. Bhd.	500,002.00	500,002 ord. share RM1.00	500,002.00	100.00	500,000.00	500,000.00
Mutiara Smart Sdn. Bhd.	10,000,000.00	10,000,000 ord. share RM1.00	10,000,000.00	100.00	1.00	1.00
MyCreative Ventures Sdn. Bhd.	110,900,000.00	110,000,000 ord. share RM1.00 90,000,000 preference share	110,000,000.00	100.00	110,000,000.00	110,000,000.00
MyHSR Corporation Sdn. Bhd.	120,000,002.00	120,000,002 ord. share RM1.00	120,000,002.00	100.00	120,000,000.00	120,000,000.00
National Aerospace & Defence Industries Sdn. Bhd.	226,898,956.00	13,016,393 ord. share RM1.00 1 golden share RM1.00	13,016,393.00	5.74	11,584,589.29	11,584,589.29
National Feedlot Corporation Sdn. Bhd.	1,110,003.00	1 preference share RM1.00	1.00	–	1.00	1.00
Northport (Malaysia) Berhad	308,530,432.00	1 spc. share RM1.00	1.00	–	1.00	1.00
Padiberas Nasional Berhad	446,080,751.00	1 preference share RM1.00	1.00	–	–	–
PDX.Com Sdn. Bhd.	8,800,001.00	1 preference share RM1.00	1.00	–	1.00	1.00
Pelabuhan Tanjung Pelepas Sdn. Bhd.	728,989,158.00	1 spc. share RM1.00	1.00	–	1.00	1.00
Pembinaan BLT Sdn. Bhd.	100,000,000.00	100,000,000 ord. share RM1.00	100,000,000.00	100.00	100,000,000.00	100,000,000.00
Pembinaan PFI Sdn. Bhd.	10,000,000.00	9,999,999 ord. share RM1.00	9,999,999.00	99.99	10,000,000.00	10,000,000.00
Penang Port Sdn. Bhd.	73,450,003.00	1 golden share RM1.00	1.00	–	1.00	1.00
Pengurusan Aset Air Berhad	730,000,000.00	730,000,000 ord. share RM1.00	730,000,000.00	100.00	729,999,998.00	729,999,998.00
Pengurusan Danaharta Nasional Berhad	1,000,000,000.00	1,000,000,000 ord. share RM1.00	1,000,000,000.00	100.00	1,000,000,000.00	1,000,000,000.00
Perbadanan Nasional Berhad	751,012,180.00	747,262,179 ord. share RM1.00	747,262,179.00	99.50	747,262,178.00	747,262,178.00
Permodalan Nasional Berhad	100,000,000.00	1 ord. share RM1.00	1.00	–	1.00	1.00
Perwaja Terengganu Sdn. Bhd.	979,000,000.00	552,500,000 ord. share RM1.00 300,000,000 preference share RM1.00	552,500,000.00	87.08	350,000,002.00	350,000,002.00
Petroliam Nasional Berhad	100,000,000.00	100,000 ord. share RM1,000.00	100,000,000.00	100.00	9,990,000.00	9,990,000.00
Piramid Pertama Sdn. Bhd.	2.00	2 ord. share RM1.00	2.00	100.00	2.00	2.00
Pos Malaysia Berhad	1,071,391,856.69	1 preference share RM1.00	1.00	–	1.00	1.00
Prasarana Malaysia Berhad (Formerly known as Syarikat Prasarana Negara Berhad)	8,307,368,516.00	7,832,552,634 ord. share RM1.00	7,832,552,634.00	100.00	7,928,648,759.12	6,928,648,759.12
Projek Lebuhraya Usahasama Berhad	50,000,001.00	1 preference share RM1.00	1.00	–	1.00	1.00
Prokhas Sdn. Bhd.	50,000,000.00	50,000,000 ord. share RM1.00	50,000,000.00	100.00	50,000,000.00	50,000,000.00
Pyrotechnical Managers Holdings Sdn. Bhd. (Formerly known as Prokhas Managers Sdn. Bhd.)	2.00	2 ord. share RM1.00	2.00	100.00	–	–
Rangkaian Hotel Seri Malaysia Sdn. Bhd.	162,354,143.00	125,200,935 ord. share RM1.00 1 preference share RM1.00	125,200,935.00	77.12	118,925,000.00	118,925,000.00
Sabah Electricity Sdn. Bhd.	9,733,612.00	1 golden share RM1.00	1.00	–	–	–
SDE Solutions Sdn. Bhd.	2.00	2 ord. share RM1.00	2.00	100.00	–	–
Senai Airport Terminal Services Sdn. Bhd.	341,054,822.00	1 preference share RM1.00	1.00	–	–	–
Sepang International Circuit Sdn. Bhd.	10,000,000.00	10,000,000 ord. share RM1.00	10,000,000.00	100.00	1.00	1.00
SIRIM Berhad	70,000,002.00	70,000,002 ord. share RM1.00	70,000,002.00	100.00	70,000,001.00	70,000,001.00
SME Bank (Formerly known as Bank Perusahaan Kecil Dan Sederhana Malaysia Berhad)	1,850,000,000.00	964,818,024 ord. share RM1.00	964,818,024.00	100.00	917,303,292.32	917,303,292.32
South Side Jewel Sdn. Bhd. (Formerly known as East Coast Rail Sdn. Bhd.)	2.00	2 ord. share RM1.00	2.00	100.00	–	–
Suria Strategic Energy Resources Sdn. Bhd.	30,001,000.00	30,001,000 ord. share RM1.00	30,001,000.00	100.00	30,000,000.00	30,000,000.00

(continued...)

**Statement of Memorandum Account of Investments**  
**as at 31 December 2019**

(continuation)

Entities	Issued/ Paid-up Share Capital	Holding			Book Value	
		Particulars	Nominal Value	%	2019	2018
	RM		RM		RM	RM
<b>COMPANIES – (CONT.)</b>						
SRC International Sdn. Bhd.	1,000,000.00	1,000,000 ord. share RM1.00	1,000,000.00	100.00	1,000,000.00	1,000,000.00
Syarikat Bekalan Air Selangor Sdn. Bhd.	316,550,001.00	655,000,000 preference share RM0.01	6,550,000.00	2.07	655,000,000.00	655,000,000.00
Syarikat Jaminan Kredit Perumahan Berhad	100,000,000.00	100,000,000 ord. share RM1.00	100,000,000.00	100.00	99,999,999.00	99,999,999.00
Syarikat Jaminan Pembiayaan Perniagaan Berhad	50,000,002.00	50,000,002 ord. share RM1.00	50,000,002.00	100.00	50,000,000.00	50,000,000.00
Syarikat Perumahan Negara Berhad	1,082,935,222.00	1,082,935,222 ord. share RM1.00	1,082,935,222.00	100.00	1,082,935,220.00	1,082,935,220.00
Syarikat Perumahan Pegawai Kerajaan Sdn. Bhd.	117,000,000.00	35,000,000 ord. share RM1.00	35,000,000.00	29.91	26,000,000.00	26,000,000.00
Syarikat Tanah dan Harta Sdn. Bhd.	60,002.00	60,002 ord. share RM1.00	60,002.00	100.00	60,001.00	60,001.00
Technology Park Malaysia Corporation Sdn. Bhd.	59,691,502.00	59,691,502 ord. share RM1.00	59,691,502.00	100.00	59,691,501.00	59,691,501.00
Telekom Malaysia Berhad	3,765,677,224.00	1 preference share RM1.00	1.00	–	–	–
Tenaga Nasional Berhad	5,686,888,772.00	1 preference share RM1.00	1.00	–	–	–
Transit Acquire Sdn. Bhd.	2,500,000.00	2,500,000 ord. share RM1.00	1.00	100.00	–	–
Turus Pesawat Sdn. Bhd.	3.00	3 ord. share RM1.00	3.00	100.00	–	–
UDA Holdings Berhad	334,717,187.00	334,717,186 ord. share RM1.00	334,717,186.00	100.00	687,871,558.00	687,871,558.00
		1 preference share RM1.00	1.00	–	–	–
Urusharta Jamaah Sdn. Bhd.	1.00	1 ord. share RM1.00	1.00	100.00	–	–
Wakala Global Sukuk Berhad	2.00	2 ord. share RM1.00	2.00	100.00	–	–
Westports Malaysia Sdn. Bhd.	893,000,001.00	1 spc. share RM1.00	1.00	–	–	–
Total Companies					31,021,552,794.61	30,041,552,794.61
<b>TOTAL INVESTMENTS</b>					<b>32,038,227,718.72</b>	<b>31,058,227,718.72</b>

# ATTACHMENT 5

## STATEMENT OF MEMORANDUM ACCOUNT OF LIABILITY - FEDERAL DEBT

FEDERAL GOVERNMENT FINANCIAL STATEMENTS

2019





**Statement of Memorandum Account of Liability- Federal Debt (Loans)  
as at 31 December 2019**

Description		Interest Rate	Redemption Date	Allowable Amount	Payable Amount
		%		RM	RM
<b>DOMESTIC</b>					
<b>TREASURY BILL</b>		Discounted	2020	4,500,000,000.00	4,500,000,000.00
<b>GOVERNMENT INVESTMENT ISSUES</b>					
<i>Issuance No.</i>	<i>Stock Code</i>				
1/2009	GO 0900 01	3.910	13.08.2019	-	-
6/2009	GO 0900 61	4.492	30.04.2020	3,500,000,000.00	3,500,000,000.00
3/2010	GN 1000 21	4.284	15.06.2020	5,500,000,000.00	5,500,000,000.00
6/2010	GN 1000 60	3.998	30.11.2020	3,000,000,000.00	3,000,000,000.00
3/2011	GN 1100 25	4.170	30.04.2021	12,500,000,000.00	12,500,000,000.00
3/2012	GL 1200 21	3.704	30.09.2019	-	-
4/2012	GO 1200 37	3.699	15.11.2022	8,500,000,000.00	8,500,000,000.00
5/2012	GS 1200 59	3.899	15.06.2027	5,000,000,000.00	5,000,000,000.00
7/2012	GL 1200 98	3.576	15.05.2020	11,000,000,000.00	11,000,000,000.00
1/2013	GT 1300 01	3.871	08.08.2028	3,000,000,000.00	3,000,000,000.00
2/2013	GO 1300 33	3.493	31.10.2023	4,000,000,000.00	4,000,000,000.00
5/2013	GX 1300 68	4.582	30.08.2033	12,000,000,000.00	12,000,000,000.00
6/2013	GL 1300 69	3.716	23.03.2021	9,500,000,000.00	9,500,000,000.00
7/2013	GJ 1300 70	3.558	30.04.2019	-	-
8/2013	GO 1300 71	4.444	22.05.2024	12,500,000,000.00	12,500,000,000.00
9/2013	GS 1300 72	4.943	06.12.2028	5,000,000,000.00	5,000,000,000.00
1/2015	GL 1500 01	4.194	15.07.2022	10,000,000,000.00	10,000,000,000.00
2/2015	GJ 1500 02	3.799	27.08.2020	10,000,000,000.00	10,000,000,000.00
3/2015	GT 1500 03	4.245	30.09.2030	7,000,000,000.00	7,000,000,000.00
4/2015	GO 1500 04	3.990	15.10.2025	10,500,000,000.00	10,500,000,000.00
6/2015	GX 1500 06	4.786	31.10.2035	7,000,000,000.00	7,000,000,000.00
1/2016	GL 1600 01	4.390	07.07.2023	10,500,000,000.00	10,500,000,000.00
2/2016	GJ 1600 02	3.743	26.08.2021	7,000,000,000.00	7,000,000,000.00
3/2016	GO 1600 03	4.070	30.09.2026	10,500,000,000.00	10,500,000,000.00
4/2016	GH 1600 04	3.226	15.04.2020	7,000,000,000.00	7,000,000,000.00
1/2017	GO 1700 01	4.258	26.07.2027	11,000,000,000.00	11,000,000,000.00
2/2017	GL 1700 02	4.045	15.08.2024	12,000,000,000.00	12,000,000,000.00
3/2017	GI 1700 03	3.948	14.04.2022	11,000,000,000.00	11,000,000,000.00
4/2017	GZ 1700 04	4.895	08.05.2047	9,000,000,000.00	9,000,000,000.00
5/2017	GX 1700 05	4.755	04.08.2037	14,500,000,000.00	14,500,000,000.00
6/2017	GT 1700 06	4.724	15.06.2033	12,500,000,000.00	12,500,000,000.00
1/2018	GL 1800 01	4.128	15.08.2025	12,500,000,000.00	12,500,000,000.00
2/2018	GO 1800 02	4.369	31.10.2028	12,000,000,000.00	12,000,000,000.00
3/2018	GJ 1800 03	4.094	30.11.2023	11,500,000,000.00	11,500,000,000.00
4/2018	GH 1800 04	3.729	31.03.2022	6,800,000,000.00	6,800,000,000.00
1/2019	GO 1900 01	4.130	09.07.2029	12,000,000,000.00	12,000,000,000.00
2/2019	GY 1900 02	4.467	15.09.2039	11,000,000,000.00	11,000,000,000.00
3/2019	GK 1900 03	3.726	31.03.2026	7,500,000,000.00	7,500,000,000.00
4/2019	GJ 1900 04	3.655	15.10.2024	6,500,000,000.00	6,500,000,000.00
5/2019	GZ 1900 05	4.638	15.11.2049	4,000,000,000.00	4,000,000,000.00
6/2019	GT 1900 06	4.119	30.11.2034	6,500,000,000.00	6,500,000,000.00
7/2019	GH 1900 07	3.151	01.05.2023	4,000,000,000.00	4,000,000,000.00
<i>Total Government Investment Issues</i>				338,800,000,000.00	338,800,000,000.00

(continued...)

**Statement of Memorandum Account of Liability- Federal Debt (Loans)  
as at 31 December 2019**

(continuation)

Description	Interest Rate	Redemption Date	Allowable Amount	Payable Amount
	%		RM	RM
<b>MALAYSIAN GOVERNMENT SECURITIES</b>				
<i>Issuance No.</i>	<i>Stock Code</i>			
3/2004	MS 0400 3H	30.07.2019	–	–
3/2005	MY 0500 03	15.07.2025	3,000,000,000.00	3,000,000,000.00
2/2006	MX 0600 02	15.09.2026	3,110,000,000.00	3,110,000,000.00
3/2007	MX 0700 03	31.05.2027	6,000,000,000.00	6,000,000,000.00
3/2008	MX 0800 03	15.09.2028	5,040,000,000.00	5,040,000,000.00
2/2009	MO 0900 02	29.11.2019	–	–
3/2010	MX 1000 03	15.04.2030	12,770,000,000.00	12,770,000,000.00
1/2011	MO 1100 01	15.07.2021	13,500,000,000.00	13,500,000,000.00
3/2011	MS 1100 03	15.04.2026	11,274,330,000.00	11,274,330,000.00
4/2011	MX 1100 04	30.06.2031	12,750,000,000.00	12,750,000,000.00
1/2012	MO 1200 01	15.08.2022	10,500,000,000.00	10,500,000,000.00
2/2012	MS 1200 02	15.03.2027	5,500,000,000.00	5,500,000,000.00
4/2012	MX 1200 04	15.04.2032	5,500,000,000.00	5,500,000,000.00
6/2012	ML 1200 06	31.03.2020	11,000,000,000.00	11,000,000,000.00
3/2013	MN 1300 03	15.03.2023	11,420,000,000.00	11,420,000,000.00
4/2013	MX 1300 04	15.04.2033	14,000,000,000.00	14,000,000,000.00
5/2013	MS 1300 05	15.06.2028	11,500,000,000.00	11,500,000,000.00
6/2013	MK 1300 06	31.07.2020	7,973,062,000.00	7,973,062,000.00
7/2013	MZ 1300 07	30.09.2043	6,500,000,000.00	6,500,000,000.00
1/2014	MO 1400 01	15.07.2024	11,020,000,000.00	11,020,000,000.00
3/2014	ML 1400 03	30.09.2021	11,700,000,000.00	11,700,000,000.00
4/2014	MJ 1400 04	31.10.2019	–	–
1/2015	MO 1500 01	15.09.2025	13,672,200,000.00	13,672,200,000.00
2/2015	ML 1500 02	30.09.2022	11,000,000,000.00	11,000,000,000.00
3/2015	MJ 1500 03	15.10.2020	11,742,134,000.00	11,742,134,000.00
4/2015	MY 1500 04	31.05.2035	7,161,000,000.00	7,161,000,000.00
5/2015	MH 1500 05	15.03.2019	–	–
1/2016	ML 1600 01	17.08.2023	10,000,000,000.00	10,000,000,000.00
2/2016	MZ 1600 02	15.03.2046	10,500,000,000.00	10,500,000,000.00
3/2016	MO 1600 03	30.11.2026	9,500,000,000.00	9,500,000,000.00
4/2016	MJ 1600 04	30.11.2021	10,000,000,000.00	10,000,000,000.00
1/2017	MI 1700 01	10.03.2022	11,400,000,000.00	11,400,000,000.00
2/2017	ML 1700 02	30.09.2024	11,000,000,000.00	11,000,000,000.00
3/2017	MX 1700 03	07.04.2037	12,500,000,000.00	12,500,000,000.00
4/2017	MO 1700 04	16.11.2027	14,500,000,000.00	14,500,000,000.00
5/2017	MH 1700 05	15.02.2021	3,500,000,000.00	3,500,000,000.00
1/2018	MK 1800 01	14.03.2025	7,000,000,000.00	7,000,000,000.00
2/2018	MI 1800 02	20.04.2023	8,900,000,000.00	8,900,000,000.00
3/2018	MT 1800 03	07.11.2033	9,500,000,000.00	9,500,000,000.00
4/2018	MX 1800 04	08.06.2038	9,500,000,000.00	9,500,000,000.00
5/2018	MZ 1800 05	06.07.2048	9,500,000,000.00	9,500,000,000.00
1/2019	ML 1900 01	15.07.2029	10,500,000,000.00	10,500,000,000.00
2/2019	MO 1900 02	15.08.2029	12,000,000,000.00	12,000,000,000.00
6/2019	MI 1900 03	14.06.2024	7,500,000,000.00	7,500,000,000.00
4/2019	MS 1900 04	05.07.2034	6,500,000,000.00	6,500,000,000.00
5/2019	MY 1900 05	22.05.2040	2,700,000,000.00	2,700,000,000.00
Total Malaysian Government Securities			394,132,726,000.00	394,132,726,000.00
<b>GOVERNMENT HOUSING SUKUK</b>				
<i>Issuance No.</i>	<i>Stock Code</i>			
1/2015	ZH 150001	21.02.2019	500,000,000.00	–
1/2012	ZK 120002	12.07.2019	1,100,000,000.00	–
2/2013	ZK 130022	19.08.2020	2,700,000,000.00	2,700,000,000.00
2/2014	ZL 140002	07.10.2021	6,000,000,000.00	6,000,000,000.00
2/2012	ZN 120001	12.07.2022	9,000,000,000.00	9,000,000,000.00
1/2013	ZN 130001	22.03.2023	1,700,000,000.00	1,700,000,000.00
1/2014	ZN 140001	21.02.2024	5,500,000,000.00	5,500,000,000.00
37/2012	ZO 120037	25.04.2023	1,900,000,000.00	1,900,000,000.00
Total Government Housing Sukuk			28,400,000,000.00	28,800,000,000.00
<b>TOTAL DOMESTIC</b>			<b>765,832,726,000.00</b>	<b>764,232,726,000.00</b>
<b>EXTERNAL</b>				RM
<b>MARKET LOANS</b>				
2011 Sukuk Wakala Global USD 0.8 Billion	4.646	06.07.2021	USD 800,000,000	3,312,400,000.00
2015 Sovereign Sukuk USD 1.0 Billion	3.043	22.04.2025	USD 1,000,000,000	4,140,500,000.00
2015 Sovereign Sukuk USD 0.5 Billion	4.236	22.04.2045	USD 500,000,000	2,070,250,000.00
2016 Sukuk Global USD 1.0 Billion	3.179	27.04.2026	USD 1,000,000,000	4,140,500,000.00
2016 Sukuk Global USD 0.5 Billion	4.080	27.04.2046	USD 500,000,000	2,070,250,000.00
2019 Bon Samurai JPY 200 Billion	0.530	15.03.2029	JPY 200,000,000,000	7,612,600,000.00
Total Market Loans			–	23,346,500,000.00
Total External			–	23,346,500,000.00
<b>TOTAL LOAN</b>				<b>787,579,226,000.00</b>

### Statement of Memorandum Account of Liability- Federal Debt (External Assistance) as at 31 December 2019

Descriptions	Interest Rate	Redemption Date	Allowable Amount in Foreign Currencies	Aggregated Withdrawal in Foreign Currencies	Aggregated Repayment in Foreign Currencies	Outstanding Amount in Foreign Currencies	Outstanding Amount in Ringgit Malaysia (d)
<b>MULTILATERAL LOANS</b>	%						RM
<i>Islamic Development Bank (a)</i>			USD	USD	USD	USD	
2003 2-MA-0088 Hospital Equipment Financing, Ministry of Health Phase II	4.049	2007/2020	14,598,601.22	14,598,601.22	14,037,116.50	561,484.72	3,183,000.73
2004 2-MA-0094 University of Technology Malaysia Phase II	6.075	2010/2022	25,451,606.77	25,451,606.77	20,149,188.78	5,302,417.99	30,058,877.34
2006 2-MA-100 International Islamic University Phase II	5.942	2014/2026	15,537,082.79	15,537,082.79	7,121,162.95	8,415,919.84	47,709,007.98
2006 2-MA-101 University Malaysia Sabah Phase II	4.604	2014/2025	14,288,285.02	14,288,285.02	7,144,142.52	7,144,142.50	40,499,429.42
2009 2-MA-103 University Science Malaysia	3.835	2014/2025	24,498,420.05	24,498,420.05	12,249,210.10	12,249,209.95	69,439,546.29
<i>Total of Islamic Development Bank</i>			94,373,995.85	94,373,995.85	60,700,820.85	33,673,175.00	190,889,861.76
<i>Asian Development Bank (b)</i>			USD	USD	USD	USD	
1995 1355 MAL Technical and Vocational Education Project	Berubah	2001/2020	58,448,803.73	58,448,803.73	52,185,500.00	6,263,303.73	25,933,209.09
<i>Total of Asian Development Bank</i>			58,448,803.73	58,448,803.73	52,185,500.00	6,263,303.73	25,933,209.09
<b>TOTAL OF MULTILATERAL LOANS</b>							216,823,070.85
<b>BILATERAL LOANS</b>							
<i>Government of Spain- ICO (c)</i>			USD	USD	USD	USD	
2003 Malaysian Spanish Institute	-	2013/2045	5,900,000.00	5,900,000.00	1,920,930.20	3,979,069.80	16,475,338.51
<i>Total Government of Spain - ICO</i>			5,900,000.00	5,900,000.00	1,920,930.20	3,979,069.80	16,475,338.51
<i>Government of Canada (c)</i>			CAD	CAD	CAD	CAD	
1985 Automated Customer Service System	-	1994/2034	2,121,123.15	2,121,123.15	1,352,215.53	768,907.62	2,437,821.61
<i>Total Government of Canada</i>			2,121,123.15	2,121,123.15	1,352,215.53	768,907.62	2,437,821.61
<i>Government of France (c)</i>			EUR	EUR	EUR	EUR	
1994 1550 France Institute Malaysia	4.850	2000/2022	17,447,766.72	17,447,766.72	17,225,571.39	222,195.33	1,030,719.70
<i>Total Government of France</i>			17,447,766.72	17,447,766.72	17,225,571.39	222,195.33	1,030,719.70

(continued...)

## Statement of Memorandum Account of Liability- Federal Debt (External Assistance) as at 31 December 2019

(Continuation)

Descriptions	Interest Rate	Redemption Date	Allowable Amount in Foreign Currencies	Aggregated Withdrawal in Foreign Currencies	Aggregated Repayment in Foreign Currencies	Outstanding Amount in Foreign Currencies	Outstanding Amount in Ringgit Malaysia (d)
	%						RM
<b>BILATERAL LOANS- (CONTINUATION)</b>							
<i>Japan International Cooperation Agency ( c )</i>			JPY	JPY	JPY	JPY	
1999 MXVII-1 Look East Policy	0.750	2009/2039	12,015,524,145.00	12,015,524,145.00	4,675,529,145.00	7,339,995,000.00	279,382,229.69
1999 MXVII-2 Beris Damn Project	1.700	2006/2024	7,971,040,496.00	7,971,040,496.00	6,064,948,496.00	1,906,092,000.00	72,551,579.80
1999 MXVII-2A Beris Damn Project	0.750	2009/2039	607,460,008.00	607,460,008.00	225,299,008.00	382,161,000.00	14,546,194.14
1999 MXVII-4 Project Development University Malaysia Sarawak	0.750	2009/2039	18,402,798,269.00	18,402,798,269.00	6,641,373,269.00	11,761,425,000.00	447,675,119.78
1999 MXVII-5 Fund For Small and Medium Scale Industries	0.750	2009/2039	14,753,401,720.00	14,753,401,720.00	5,320,939,720.00	9,432,462,000.00	359,027,801.11
1999 MXVII-6 Higher Education Loan Fund Project II	0.750	2009/2039	4,984,453,299.00	4,984,453,299.00	1,899,514,299.00	3,084,939,000.00	117,422,033.16
1999 MXVII-7 Pahang -Selangor Raw Water Transfer Project	0.750	2009/2039	703,760,668.00	703,760,668.00	253,817,668.00	449,943,000.00	17,126,180.41
2000 MXVIII-2 National Sewerage Project	0.750	2010/2040	48,305,915,528.00	48,305,915,528.00	15,844,411,528.00	32,461,504,000.00	1,235,582,226.75
2005 MXIX-1 Pahang-Selangor Raw Water Transfer Project II	0.950	2015/2045	82,040,000,000.00	72,228,840,490.00	13,449,182,000.00	58,779,658,490.00	2,237,330,141.10
2006 MXX-1 Higher Education Loan Fund Project III	1.200	2013/2031	7,018,632,660.00	7,018,632,660.00	2,756,801,660.00	4,261,831,000.00	162,218,073.35
2012 MXXI-1 Development Project of Malaysia-Japan International of Technology	0.01-2.00	2021/2042	6,271,215,698.00	6,271,215,698.00	–	6,271,215,698.00	238,701,283.11
<i>Total of Japan International Cooperation Agency</i>			203,074,202,491.00	193,263,042,981.00	57,131,816,793.00	136,131,226,188.00	5,181,562,862.40
<b>TOTAL OF BILATERAL LOANS</b>							5,201,506,742.22
<b>TOTAL OF EXTERNAL ASSISTANCE</b>							5,418,329,813.07

Note : (a) Under the Authority of Loan Act (Islamic Development Bank) 1977 (Act 187)  
 (b) Under the Authority of Loan Act (Asian Development Bank) 1968 (Act 410)  
 (c) Under the Authority of External Loan Act 1963 (Act 403)  
 (d) The equivalent foreign exchange rate as at 31 Desember 2019 - RM = 1 unit ( USD= 4.1405, ISD= 5.6689, CAD= 3.1705, EUR= 4.6388), RM = 100 unit (JPY= 3.8063).

# ATTACHMENT 6

## STATEMENT OF MEMORANDUM ACCOUNT OF LIABILITY - PRIVATE FINANCE INITIATIVES

FEDERAL GOVERNMENT FINANCIAL STATEMENTS

2019





## Statement of Memorandum Account of Liability - Private Finance Initiatives as at 31 December 2019

Agency / Tranche	Interest Rate	Year	Maturity Year	Original Loan Amount	Payable Amount	
					2019	2018
	%			RM	RM	RM
<b>Private Finance Initiatives (PFI)</b>						
Pembinaan PFI Sdn Bhd - KWSP PFI I	3.928	2019	2034	26,037,000,000.00	18,113,051,054.68 *	14,833,406,914.55
<b>Total of Private Finance Initiatives</b>				<b>26,037,000,000.00</b>	<b>18,113,051,054.68</b>	<b>14,833,406,914.55</b>
<b>Private Finance Special Development Activities</b>						
Pembinaan PFI Sdn Bhd						
- KWSP2 I	4.026	2012	-	2,000,000,000.00	- *	1,127,267,572.15
- KWSP2 II	3.995	2012	-	1,800,000,000.00	- *	1,000,889,255.28
- KWSP2 I & II (1) - (principal rollover 2017)	4.381	-	-	-	- *	236,462,403.92
- KWSP2 I & II (2) - (principal rollover 2017)	4.464	-	-	-	- *	236,462,403.92
- KWSP2 III	4.271	2013	-	2,237,000,000.00	- *	1,814,252,054.38
- KWSP2 III (1) - (principal rollover 2017)	4.466	-	-	-	- *	151,205,205.44
- KWAP1 PFI II	3.995	2012	2022	1,200,000,000.00	926,534,494.60	926,534,494.60
- KWAP2 PFI II	3.997	2013	2022	788,000,000.00	602,972,512.53	602,972,512.53
- KWAP3 PFI II	4.606	2013	2023	1,975,000,000.00	1,886,990,163.25	1,886,990,163.25
MKD Aman Makmur Sdn Bhd						
- PFI IIA KWSP (Tranche 1)	4.589	2017	2027	1,700,000,000.00	1,700,000,000.00	1,700,000,000.00
- PFI IIA KWSP (Tranche 2)	4.523	2017	2027	5,000,000,000.00	5,000,000,000.00	5,000,000,000.00
- PFI IIA KWSP (Tranche 3)	4.411	2017	2027	1,000,000,000.00	1,000,000,000.00	1,000,000,000.00
- PFI IIA KWSP (Tranche 4)	4.339	2017	2027	1,400,000,000.00	1,400,000,000.00	1,400,000,000.00
- PFI IIA KWSP (Tranche 5)	4.468	2017	2027	500,000,000.00	500,000,000.00	500,000,000.00
- PFI IIA KWSP (Tranche 6)	4.558	2017	2027	400,000,000.00	400,000,000.00	400,000,000.00
- PFI IIA KWSP (Tranche 1)	4.401	2018	2028	2,000,000,000.00	2,000,000,000.00	2,000,000,000.00
- PFI IIA KWSP (Tranche 2)	4.558	2018	2028	1,600,000,000.00	1,600,000,000.00	1,600,000,000.00
- PFI IIA KWSP (Tranche 3)	4.178	2018	2028	3,700,000,000.00	3,700,000,000.00	-
<b>Total of Private Finance Special Development Activities</b>				<b>27,300,000,000.00</b>	<b>20,716,497,170.38</b>	<b>21,583,036,065.47</b>
<b>TOTAL OF PRIVATE FINANCE INITIATIVES</b>				<b>53,337,000,000.00</b>	<b>38,829,548,225.06</b>	<b>36,416,442,980.02</b>

Note : \* Restructure of loan (Debt consolidation) on 21 August 2019



# ATTACHMENT 7

## STATEMENT OF MEMORANDUM ACCOUNT OF LIABILITY - GUARANTEE COMMITMENTS

FEDERAL GOVERNMENT FINANCIAL STATEMENTS

2019





**Statement of Memorandum Account of Liability - Guarantee Commitments  
as at 31 December 2019**

Agency	Domestic	External	Total	
			2019	2018
	RM	RM	RM	RM
1Malaysia Development Berhad	5,000,000,000.00	26,913,250,000.00	31,913,250,000.00	32,208,350,000.00
Assets Global Network Sdn. Bhd.	177,030,000.00	–	177,030,000.00	227,610,000.00
Danainfra Nasional Berhad	63,820,000,000.00	–	63,820,000,000.00	52,740,000,000.00
Govco Holdings Berhad	7,200,000,000.00	–	7,200,000,000.00	7,300,000,000.00
Jambatan Kedua Sdn. Bhd.	4,600,000,000.00	1,047,546,500.00	5,647,546,500.00	5,751,122,500.00
K.L. International Airport Berhad (KLIAB)	–	–	–	94,377,547.10
Malaysia Rail-Link Sdn. Bhd.	5,300,000,000.00	13,205,798,310.71	18,505,798,310.71	18,862,350,408.20
MKD Kencana Sdn. Bhd.	3,500,000,000.00	–	3,500,000,000.00	3,500,000,000.00
Prasarana Malaysia Berhad	32,264,000,000.00	–	32,264,000,000.00	31,414,000,000.00
Sentuhan Budiman	800,000,000.00	–	800,000,000.00	800,000,000.00
SRC International Sdn. Bhd.	3,485,448,214.11	–	3,485,448,214.11	3,600,000,000.00
Suria Strategic Energy Resources Sdn. Bhd. (SSEER)	–	6,707,946,842.66	6,707,946,842.66	7,925,264,367.51
TRX City Sdn. Bhd.	371,506,737.11	–	371,506,737.11	485,398,523.01
Urusharta Jamaah Sdn. Bhd.	19,600,000,000.00	–	19,600,000,000.00	–
<b>TOTAL OF GUARANTEES COMMITMENT</b>	<b>146,117,984,951.22</b>	<b>47,874,541,653.37</b>	<b>193,992,526,604.59</b>	<b>164,908,473,345.82</b>



# ATTACHMENT 8

## STATEMENT OF MEMORANDUM ACCOUNT OF LIABILITY - FINANCE LEASE COMMITMENTS

FEDERAL GOVERNMENT FINANCIAL STATEMENTS

2019





**Statement of Memorandum Account of Liability - Finance Lease Commitments  
as at 31 December 2019**

Descriptions	Payable Amount	
	2019	2018
<b>FEDERAL GOVERNMENT FINANCE LEASE</b>	RM	RM
<b>Building</b>		
Jabatan Perdana Menteri	3,425,426,795.00	2,523,283,678.16
Kementerian Belia dan Sukan	144,198,581.52	166,144,749.69
Kementerian Kemajuan Luar Bandar dan Wilayah	463,714,843.55	512,101,800.20
Kementerian Kesihatan Malaysia	2,074,087,385.82	460,893,455.90
Kementerian Komunikasi dan Multimedia	561,378,605.46	584,778,949.82
Kementerian Kerja Raya	217,460,747.34	273,633,372.09
Kementerian Luar Negeri	137,680,617.61	155,357,560.48
Kementerian Perdagangan Dalam Negeri Koperasi dan Kepenggunaan	334,763,241.94	361,107,230.97
Kementerian Perumahan dan Kerajaan Tempatan	598,624,284.15	660,939,724.30
Kementerian Pendidikan Malaysia	2,823,534,998.22	2,964,097,536.35
Kementerian Industri Utama	75,138,010.53	85,767,173.30
Kementerian Pembangunan Wanita, Keluarga dan Masyarakat Malaysia	577,927,871.32	637,518,677.81
Kementerian Sumber Manusia	206,889,204.26	179,379,387.86
Kementerian Wilayah Persekutuan	647,464,288.52	694,370,336.34
Kementerian Perdagangan Antarabangsa dan Industri Malaysia	585,627,117.25	603,230,534.71
Kementerian Pertanian dan Industri Asas Tani	530,733,374.72	656,812,625.96
Kementerian Kewangan	831,685,085.24	908,011,064.63
Kementerian Tenaga, Sains, Teknologi, Alam Sekitar dan Perubahan Iklim	342,267,598.15	202,122,058.55
Kementerian Pengangkutan	419,315,365.94	459,195,828.52
Kementerian Pelancongan, Seni dan Budaya	478,186,082.20	498,564,652.40
Kementerian Air, Tanah dan Sumber Asli	271,706,138.02	308,054,073.50
Kementerian Dalam Negeri	6,441,430,345.86	6,113,250,280.96
Total of Federal Government Finance Lease	22,189,240,582.62	20,008,614,752.50
<b>STATUTORY BODIES FINANCE LEASE</b>		
<b>Building</b>		
Universiti Teknologi Mara (UiTM) Cawangan Seremban, Negeri Sembilan	529,476,135.20	556,980,767.00
Universiti Teknologi Mara (UiTM) Cawangan Pasir Gudang, Johor	677,469,381.80	724,026,139.00
Universiti Teknologi Mara (UiTM) Cawangan Tapah, Johor	475,170,961.94	499,855,611.00
Universiti Teknologi Mara (UiTM) Cawangan Kota Samarahan, Sarawak	706,597,307.78	756,542,663.00
Universiti Teknologi Mara (UiTM) Cawangan Jasin, Melaka	645,338,837.88	689,845,721.00
Universiti Teknologi Mara (UiTM) Cawangan Puncak Alam, Selangor (Kampus Satelit A & B)	467,415,146.65	491,183,137.00
Universiti Teknologi Mara (UiTM) Cawangan Dengkil, Selangor	743,451,127.29	788,657,680.00
Universiti Teknologi Mara (UiTM) Cawangan Lendu, Melaka	98,135,406.84	104,406,840.00
Universiti Teknologi Mara (UiTM) Cawangan Bertam, Pulau Pinang	93,476,160.31	99,449,840.00
Universiti Teknologi Mara (UiTM) Cawangan Puncak Alam, Selangor	364,339,599.46	386,140,438.00
Universiti Teknologi Mara (UiTM) Cawangan Jengka, Pahang	345,750,844.12	366,439,395.00
Universiti Teknologi Mara (UiTM) Cawangan Puncak Alam, Selangor (Kampus Satelit C)	618,955,170.92	656,389,387.00
Universiti Teknologi Mara (UiTM) Cawangan Mukah, Sarawak	680,500,811.22	722,103,841.00
Universiti Teknologi Mara (UiTM) Cawangan Raub, Pahang	445,776,982.99	465,695,325.00
Universiti Teknologi Mara (UiTM) Cawangan Rembau, Negeri Sembilan	583,418,232.15	616,395,953.00
Universiti Teknologi Mara (UiTM) Cawangan Nilai, Negeri Sembilan	191,192,211.64	199,217,239.00
Universiti Islam Antarabangsa Malaysia (UIAM) cawangan Kuantan, Pahang	404,899,152.96	436,928,308.00
Universiti Islam Antarabangsa Malaysia (UIAM) - Hospital Pengajar	875,790,731.01	908,793,983.00
Universiti Islam Antarabangsa Malaysia (UIAM) - Hub Pendidikan Tinggi Pagoh	179,577,556.61	189,527,456.00
Universiti Malaysia Perlis (UniMAP)	245,716,030.95	256,172,093.00
Universiti Teknikal Malaysia (UTEM)	394,264,792.28	416,781,682.00
Universiti Pendidikan Sultan Idris (UPSI)	50,199,233.80	55,437,708.81
Universiti Tun Hussein Onn Malaysia (UTHM)	602,430,285.47	626,073,678.00
Universiti Teknologi Malaysia (UTM)	77,042,376.02	80,066,034.00
Lembaga Kemajuan Ikan Malaysia (LKIM)	400,810,212.53	416,162,605.00
Total of Statutory Bodies Finance Lease	10,897,194,689.82	11,509,273,523.81
<b>TOTAL OF FINANCE LEASE COMMITMENT</b>	<b>33,086,435,272.44</b>	<b>31,517,888,276.31</b>



# ATTACHMENT 9

## STATEMENT OF MEMORANDUM ACCOUNT OF LIABILITY - COMPENSATION COMMITMENT

FEDERAL GOVERNMENT FINANCIAL STATEMENTS

2019





**Statement of Memorandum Account of Liability - Compensation Commitment  
as at 31 December 2019**

<i>Descriptions</i>	<i>Payable Amount</i>	
	<i>2019</i>	<i>2018</i>
	RM	RM
<b>Compensation of Highway Concessions</b>		
Lebuhraya Shah Alam (KESAS)	–	131,611.05
Lebuhraya Bertingkat Ampang – Kuala Lumpur (AKLEH)	–	24,555.57
Jambatan kedua Pulau Pinang (JPP2)	–	27,038.50
Lebuhraya Utara-Selatan Hubungan Tengah (ELITE)	62,586,153.79	23,994,595.18
Lebuhraya Laluan Kedua Malaysia-Singapura (LINKEDUA)	–	254,908.95
Lebuhraya Bertingkat Ampang-Kuala Lumpur (AKLEH)	–	9,234,234.50
Lebuhraya Kemuning-Shah Alam (LKSA)	–	23,133.35
Lebuhraya Kajang-Seremban (LEKAS)	–	3,580,962.32
Lebuhraya KL-Karak (KLK)	–	530,000.00
Lebuhraya SMART	–	18,073,250.00
Lebuhraya KL-Putrajaya (MEX)	–	26,185,165.95
Lebuhraya Lembah Klang Selatan (SKVE)	–	2,656,854.24
Lebuhraya Pintas Selat Klang Utara Baru (NNKSB)	–	4,125,463.20
North-South Expressway (PLUS)	–	750,370,000.00
Batu Tiga, Sungai Rasau And Bukit Kayu Hitam	856,241,000.00	856,241,000.00
Setiawangsa-Pantai Expressway (SPE)	–	460,000,000.00
Laluan Kedua Malaysia-Singapura (Second Link)	36,340,000.00	14,340,000.00
Lebuhraya Pantai Timur Fasa 1 (LPT1)	34,870,000.00	–
<b>TOTAL OF COMPENSATION OF HIGHWAY CONCESSIONS</b>	<b>990,037,153.79</b>	<b>2,169,792,772.81</b>



# ATTACHMENT 10

## STATEMENT OF MEMORANDUM ACCOUNT OF STATUTORY GUARANTEES

FEDERAL GOVERNMENT FINANCIAL STATEMENTS

2019





**Statement of Memorandum Account of Statutory Guarantees  
as at 31 December 2019**

Agency	Domestic	External	Total	
			2019	2018
	RM	RM	RM	RM
<b>CONTRIBUTORS / DEPOSITORS GUARANTEES</b>				
Bank Simpanan Nasional	28,668,839,617.46	–	28,668,839,617.46	26,769,058,725.10
Kumpulan Wang Simpanan Pekerja	916,586,743,965.14	–	916,586,743,965.14	839,642,920,247.23
Lembaga Tabung Haji	69,417,441,060.40	–	69,417,441,060.40	74,499,889,879.76
Perbadanan Tabung Pendidikan Tinggi Nasional - SSPN-i	4,689,925,118.52	–	4,689,925,118.52	3,682,902,756.00
<b>TOTAL CONTRIBUTORS / DEPOSITORS GUARANTEES</b>	<b>1,019,362,949,761.52</b>	<b>–</b>	<b>1,019,362,949,761.52</b>	<b>944,594,771,608.09</b>
<b>LOAN GUARANTEES</b>				
<b>Statutory Bodies</b>				
Lembaga Kemajuan Tanah Persekutuan (FELDA)	3,900,000,872.62	–	3,900,000,872.62	4,000,000,872.60
Lembaga Pembiayaan Perumahan Sektor Awam (LPPSA)	22,450,000,000.00	–	22,450,000,000.00	17,750,000,000.00
Perbadanan Kemajuan Negeri Pahang	60,000,000.00	–	60,000,000.00	120,000,000.00
Perbadanan PR1MA Malaysia (PR1MA)	5,000,000,000.00	–	5,000,000,000.00	5,000,000,000.00
Perbadanan Tabung Pendidikan Tinggi Nasional	37,300,000,000.00	–	37,300,000,000.00	37,700,000,000.00
<i>Total Statutory Bodies</i>	<b>68,710,000,872.62</b>	<b>–</b>	<b>68,710,000,872.62</b>	<b>64,570,000,872.60</b>
<b>Companies</b>				
1Malaysia Development Berhad	5,000,000,000.00	–	5,000,000,000.00	5,000,000,000.00
Assets Global Network Sdn. Bhd.	354,060,000.00	–	354,060,000.00	455,220,000.00
Bank Pembangunan Malaysia Berhad (BPMB)	5,900,000,000.00	–	5,900,000,000.00	6,350,000,000.00
Bank Perusahaan Kecil & Sederhana Malaysia Bhd (SME Bank)	2,500,000,000.00	–	2,500,000,000.00	2,600,000,000.00
Danainfra Nasional Berhad	63,820,000,000.00	–	63,820,000,000.00	52,740,000,000.00
Govco Holdings Berhad	7,200,000,000.00	–	7,200,000,000.00	7,300,000,000.00
Jambatan Kedua Sdn. Bhd.	4,600,000,000.00	1,047,546,500.00	5,647,546,500.00	5,751,122,500.00
Johor Corporation (JCorp)	1,800,000,000.00	–	1,800,000,000.00	2,600,000,000.00
K.L. International Airport Berhad (KLIA)	–	–	–	94,377,547.10
Khazanah Nasional Berhad	12,500,000,000.00	–	12,500,000,000.00	15,000,000,000.00
Malaysia Debt Ventures Sdn. Bhd.	1,200,000,000.00	–	1,200,000,000.00	930,000,000.00
Malaysia Rail-Link Sdn. Bhd.	5,300,000,000.00	13,205,798,310.71	18,505,798,310.71	18,862,350,408.20
MKD Kencana Sdn. Bhd.	3,500,000,000.00	–	3,500,000,000.00	3,500,000,000.00
Pelabuhan Tanjung Pelepas Sdn. Bhd.	1,910,000,000.00	–	1,910,000,000.00	1,995,000,000.00
Penerbangan Malaysia Berhad (PMB)	388,099,918.20	–	388,099,918.20	468,547,290.07
Pengurusan Air SPV Berhad (PASB)	12,210,000,000.00	–	12,210,000,000.00	13,310,000,000.00
Prasarana Malaysia Berhad	32,264,000,000.00	–	32,264,000,000.00	31,414,000,000.00
Projek Lebuh raya Usahasama Berhad (PLUS)	11,000,000,000.00	–	11,000,000,000.00	11,000,000,000.00
Sarawak Hidro Sdn. Bhd. (SHSB)	1,000,000,000.00	–	1,000,000,000.00	1,000,000,000.00
Senai Airport Terminal Service Sdn Bhd	330,000,000.00	–	330,000,000.00	330,000,000.00
Sentuhan Budiman	800,000,000.00	–	800,000,000.00	800,000,000.00
SRC International Sdn. Bhd.	3,485,448,214.11	–	3,485,448,214.11	3,600,000,000.00
Suria Strategic Resources Sdn. Bhd. (SSER)	–	6,707,946,842.66	6,707,946,842.66	7,925,264,367.51
Syarikat Perumahan negara Berhad (SPNB)	530,300,000.00	–	530,300,000.00	530,300,000.00
Tenaga Nasional Berhad (TNB)	–	2,434,002,518.90	2,434,002,518.90	2,546,897,521.57
TRX City Sdn. Bhd.	371,506,737.11	–	371,506,737.11	485,398,523.01
Turus Pesawat Sdn. Bhd.	5,310,000,000.00	–	5,310,000,000.00	5,310,000,000.00
<b>Total Companies</b>	<b>183,273,414,869.42</b>	<b>23,395,294,172.27</b>	<b>206,668,709,041.69</b>	<b>201,898,478,157.46</b>
<b>TOTAL LOAN GUARANTEES</b>	<b>251,983,415,742.04</b>	<b>23,395,294,172.27</b>	<b>275,378,709,914.31</b>	<b>266,468,479,030.06</b>
<b>TOTAL GUARANTEES</b>	<b>1,271,346,365,503.56</b>	<b>23,395,294,172.27</b>	<b>1,294,741,659,675.83</b>	<b>1,211,063,250,638.15</b>



# APPENDICES

FEDERAL GOVERNMENT FINANCIAL STATEMENTS

2019





# APPENDIX 1

## FEDERAL GOVERNMENT FINANCIAL STATISTICS 2010 - 2019

FEDERAL GOVERNMENT FINANCIAL STATEMENTS

2019



**Federal Government Financial Statistics, 2010 - 2019**  
(in RM million)

	2019	2018	2017	2016	2015	2014	2013	2012	2011	2010
<b>Statement of Financial Position</b>										
<i>Public Monies</i>										
Cash	20,497	23,648	18,064	16,063	22,973	17,427	25,051	29,356	24,467	21,350
Investments	38,734	29,262	24,120	23,310	25,754	23,414	24,032	24,049	22,843	20,566
<b>Total Public Monies</b>	<b>59,231</b>	<b>52,910</b>	<b>42,184</b>	<b>39,373</b>	<b>48,727</b>	<b>40,841</b>	<b>49,083</b>	<b>53,405</b>	<b>47,310</b>	<b>41,916</b>
<i>Consolidated Fund</i>										
Consolidated Revenue Account <sup>1</sup>	11,863	11,863	11,863	11,863	11,863	11,863	11,863	11,863	11,863	11,863
Consolidated Loan Account	16,278	15,224	33,482	20,324	28,386	39,592	26,380	28,905	38,909	26,068
Consolidated Trust Account	31,090	25,823	(3,161)	7,186	8,478	(10,614)	10,840	12,637	(3,462)	3,985
<b>Total Consolidated Fund</b>	<b>59,231</b>	<b>52,910</b>	<b>42,184</b>	<b>39,373</b>	<b>48,727</b>	<b>40,841</b>	<b>49,083</b>	<b>53,405</b>	<b>47,310</b>	<b>41,916</b>
<b>Consolidated Fund</b>										
<i>Consolidated Revenue Account</i>										
Balance as at 1 January	(706,731)	(652,558)	(610,385)	(570,638)	(531,961)	(493,495)	(453,385)	(408,829)	(365,238)	(320,467)
Revenue	264,415	232,883	220,406	212,421	219,089	220,626	213,370	207,913	185,419	159,653
(-) Operating Expenditure (excluding transfer to Development Fund)	263,343	230,960	217,695	210,173	216,998	219,589	211,270	205,537	182,594	151,633
Current Account Surplus/(Deficit)	1,072	1,922	2,711	2,248	2,091	1,037	2,100	2,376	2,825	8,020
(-) Development Expenditure	54,173	56,095	44,884	41,995	40,768	39,503	42,210	46,932	46,416	52,791
Surplus/(Deficit) for the Year	(53,101)	(54,173)	(42,173)	(39,747)	(38,677)	(38,466)	(40,110)	(44,556)	(43,591)	(44,771)
Balance as at 31 December	(759,832)	(706,731)	(652,558)	(610,385)	(570,638)	(531,961)	(493,495)	(453,385)	(408,829)	(365,238)
<i>Consolidated Loan Account</i>										
Balance as at 1 January	15,224	33,482	20,324	28,386	39,592	26,380	28,905	38,909	26,068	8,360
Net Loans	55,509	54,107	40,391	38,517	43,743	42,588	40,505	46,728	48,211	45,394
Transfers	(55,456)	(72,365)	(27,233)	(46,579)	(54,949)	(29,376)	(43,030)	(56,732)	(35,370)	(27,686)
Balance as at 31 December	16,278	15,224	33,482	20,324	28,386	39,592	26,380	28,905	38,909	26,068
<i>Consolidated Trust Account</i>										
Balance as at 1 January	25,823	(3,161)	7,186	8,478	(10,614)	10,840	12,637	(3,462)	3,985	23,312
Net Receipts/(Payments)	5,267	28,984	(10,347)	(1,292)	19,092	(21,454)	(1,797)	16,099	(7,447)	(19,327)
Balance as at 31 December	31,090	25,823	(3,161)	7,186	8,478	(10,614)	10,840	12,637	(3,462)	3,985
<b>Finance</b>										
Current Account Surplus/(Deficit)	-	-	-	-	-	-	-	-	-	-
Development Account Surplus/(Deficit) <sup>2</sup>	51,370	53,385	(40,321)	(38,400)	(37,193)	(37,353)	(38,541)	(41,921)	(42,509)	(43,500)
<b>Overall Surplus/(Deficit)</b>	<b>51,370</b>	<b>53,385</b>	<b>(40,321)</b>	<b>(38,400)</b>	<b>(37,193)</b>	<b>(37,353)</b>	<b>(38,541)</b>	<b>(41,921)</b>	<b>(42,509)</b>	<b>(43,500)</b>
<i>Financed by:</i>										
Net of Domestic Loans <sup>3</sup>	48,533	52,508	40,750	37,859	42,630	42,957	38,326	46,742	47,668	41,756
Net of External Loans	(193)	(320)	(341)	1,312	726	(359)	(221)	(14)	550	3,664
Account Balances	(99,710)	(105,573)	(88)	(771)	(6,163)	(5,245)	436	(4,807)	(5,709)	(1,920)
<b>Total</b>	<b>(51,370)</b>	<b>(53,385)</b>	<b>40,321</b>	<b>38,400</b>	<b>37,193</b>	<b>37,353</b>	<b>38,541</b>	<b>41,921</b>	<b>42,509</b>	<b>43,500</b>
<b>Changes in Financial Position</b>										
<i>Sources of Fund</i>										
Revenue	263,820	232,694	220,158	212,019	219,088	219,075	209,152	203,908	185,419	159,653
Development Fund Receipts	1,678	773	1,852	1,347	1,030	1,095	2,157	2,608	866	816
Net Receipts of Other Trust Fund	(35,738)	8,930	1,624	-	-	-	-	-	-	-
<b>Total Sources of Fund</b>	<b>229,760</b>	<b>242,397</b>	<b>223,634</b>	<b>213,366</b>	<b>220,118</b>	<b>220,170</b>	<b>211,309</b>	<b>206,516</b>	<b>186,285</b>	<b>160,469</b>
<i>Applications of Fund</i>										
Operating Expenditure (excluding transfer to Development Fund)	224,775	229,684	216,330	208,381	215,045	216,490	207,752	199,666	182,594	151,633
Development Expenditure	54,173	56,095	44,884	41,995	40,768	39,469	42,210	46,932	46,416	52,792
Net Payments of Other Trust Funds	-	-	-	10,960	640	15,024	3,771	551	308	3,769
<b>Total Applications of Fund</b>	<b>278,948</b>	<b>285,779</b>	<b>261,214</b>	<b>261,336</b>	<b>256,453</b>	<b>270,983</b>	<b>253,733</b>	<b>247,149</b>	<b>229,318</b>	<b>208,194</b>
<b>Funding Surplus/(Deficit)</b>	<b>(49,188)</b>	<b>(43,382)</b>	<b>(37,580)</b>	<b>(47,970)</b>	<b>(36,335)</b>	<b>(50,813)</b>	<b>(42,424)</b>	<b>(40,633)</b>	<b>(43,033)</b>	<b>(47,725)</b>
<b>Changes in Working Capital</b>										
Increase/(Decrease) in Cash and Investments	6,321	10,725	2,811	(9,453)	7,411	(8,242)	(4,319)	6,095	5,178	(2,330)
Net of Domestic and External Loans	(55,509)	(54,107)	(40,391)	(38,517)	(43,746)	(42,571)	(38,105)	(46,728)	(48,211)	(45,395)
<b>Increase/(Decrease) in Working Capital</b>	<b>(49,188)</b>	<b>(43,382)</b>	<b>(37,580)</b>	<b>(47,970)</b>	<b>(36,335)</b>	<b>(50,813)</b>	<b>(42,424)</b>	<b>(40,633)</b>	<b>(43,033)</b>	<b>(47,725)</b>

Note : (1) - Accumulated balance before 1996.

(2) - Excluding transfer from Consolidated Loan Account.

(3) - Excluding Treasury Bills.

(continued...)

**Federal Government Financial Statistics, 2010 - 2019**  
(in RM million)

(continuation)

	2019	2018	2017	2016	2015	2014	2013	2012	2011	2010
<b>Revenue</b>										
Direct Taxes	134,723	130,035	116,024	109,608	111,770	126,743	120,523	116,937	102,242	79,008
Indirect Taxes	45,843	44,026	61,634	59,736	27,012	37,462	35,430	34,706	32,643	30,507
Other Receipts	83,849	58,822	42,748	43,077	80,307	56,421	57,417	56,270	50,534	50,138
<b>Total Revenue</b>	<b>264,415</b>	<b>232,883</b>	<b>220,406</b>	<b>212,421</b>	<b>219,089</b>	<b>220,626</b>	<b>213,370</b>	<b>207,913</b>	<b>185,419</b>	<b>159,653</b>
<b>Operating Expenditure</b>										
Emolument	80,534	79,989	77,036	73,108	70,050	66,947	61,001	60,016	50,148	46,663
Supplies and Services	31,507	35,283	34,738	30,070	36,373	34,259	33,860	31,963	28,949	23,841
Assets	770	447	516	676	1,723	1,802	1,415	1,770	2,665	1,869
Grants and Fixed Charges *	148,777	114,144	104,365	107,653	109,835	116,134	115,862	112,698	102,519	86,125
Other Expenditure	1,755	1,097	1,040	914	1,108	1,484	1,232	1,466	1,138	1,155
<b>Total Operating Expenditure</b>	<b>263,343</b>	<b>230,960</b>	<b>217,695</b>	<b>212,421</b>	<b>219,089</b>	<b>220,626</b>	<b>213,370</b>	<b>207,913</b>	<b>185,419</b>	<b>159,653</b>
<b>Loans</b>										
<b>Domestic Loans Receipts</b>										
Treasury Bills	11,778	16,229	15,269	7,876	12,551	6,569	6,500	6,401	6,679	6,336
Government Investment Issues	60,012	64,305	53,500	42,500	41,000	33,500	41,000	42,000	36,000	21,000
Malaysian Government Securities	59,465	51,030	60,416	43,500	54,253	57,240	59,457	54,244	57,312	37,100
Market Loans	-	-	-	-	-	-	-	-	-	-
SUKUK	-	-	-	-	-	-	-	-	-	2,399
Other Loans	-	-	-	-	8,000	11,500	4,400	5,500	7,100	5,900
<b>Total Domestic Loans Receipts</b>	<b>131,255</b>	<b>131,564</b>	<b>129,185</b>	<b>93,876</b>	<b>115,804</b>	<b>108,809</b>	<b>111,357</b>	<b>108,145</b>	<b>107,091</b>	<b>72,735</b>
<b>External Loans Receipts</b>										
Market Loans	7,170	-	-	5,837	5,303	-	-	-	5,961	4,047
Project Loans	134	36	63	145	256	274	413	683	508	448
Other Loans	-	-	-	-	-	-	-	-	-	-
<b>Total External Loans Receipts</b>	<b>7,304</b>	<b>36</b>	<b>63</b>	<b>5,982</b>	<b>5,559</b>	<b>274</b>	<b>413</b>	<b>683</b>	<b>6,469</b>	<b>4,495</b>
<b>Total Loans Receipts</b>	<b>138,559</b>	<b>131,600</b>	<b>129,248</b>	<b>99,858</b>	<b>121,363</b>	<b>109,083</b>	<b>111,770</b>	<b>108,828</b>	<b>113,560</b>	<b>77,230</b>
<b>Domestic Repayments</b>										
Treasury Bills	13,710	14,310	15,287	8,053	12,165	6,579	6,500	6,404	6,686	6,361
Government Investment Issues	24,000	27,500	20,000	22,000	12,500	20,500	12,000	8,500	7,500	5,500
Malaysian Government Securities	43,412	35,327	53,166	26,141	43,823	32,683	46,532	39,808	40,592	18,378
Market Loans	-	-	-	-	-	-	-	-	-	-
SUKUK	1,600	-	-	-	-	-	2,399	4,594	152	165
Other Loans	-	-	-	-	4,300	6,100	5,600	2,100	4,500	600
<b>Total Domestic Repayments</b>	<b>82,722</b>	<b>77,137</b>	<b>88,453</b>	<b>56,194</b>	<b>72,788</b>	<b>65,862</b>	<b>73,031</b>	<b>61,406</b>	<b>59,430</b>	<b>31,004</b>
<b>External Repayments</b>										
Market Loans	-	-	-	4,670	4,420	-	-	-	5,216	-
Project Loans	327	356	404	-	413	633	634	697	703	831
Other Loans	-	-	-	-	-	-	-	-	-	-
<b>Total External Repayments</b>	<b>327</b>	<b>356</b>	<b>404</b>	<b>4,670</b>	<b>4,833</b>	<b>633</b>	<b>634</b>	<b>697</b>	<b>5,919</b>	<b>831</b>
<b>Total Repayments</b>	<b>83,049</b>	<b>77,493</b>	<b>88,857</b>	<b>60,864</b>	<b>77,621</b>	<b>66,495</b>	<b>73,665</b>	<b>62,103</b>	<b>65,349</b>	<b>31,835</b>
<b>Net Domestic Loans</b>										
Treasury Bills	(1,932)	1,919	(18)	(177)	386	(10)	-	(3)	(7)	(25)
Government Investment Issues	36,012	36,805	33,500	20,500	28,500	13,000	29,000	33,500	28,500	15,500
Malaysian Government Securities	16,053	15,703	7,250	17,359	10,430	24,557	12,925	14,436	16,720	18,722
Market Loans	-	-	-	-	-	-	-	-	-	-
SUKUK	(1,600)	-	-	-	-	-	(2,399)	(4,594)	(152)	2,234
Other Loans	-	-	-	-	3,700	5,400	(1,200)	3,400	2,600	5,300
<b>Total Net Domestic Loans</b>	<b>48,533</b>	<b>54,427</b>	<b>40,732</b>	<b>37,682</b>	<b>43,016</b>	<b>42,947</b>	<b>38,326</b>	<b>46,739</b>	<b>47,661</b>	<b>41,731</b>
<b>Net External Loans</b>										
Market Loans	7,170	-	-	1,167	883	-	-	-	745	4,047
Project Loans	(193)	(320)	(341)	145	(157)	(359)	(221)	(14)	(195)	(383)
Other Loans	-	-	-	-	-	-	-	-	-	-
<b>Total Net External Loans</b>	<b>6,977</b>	<b>(320)</b>	<b>(341)</b>	<b>1,312</b>	<b>726</b>	<b>(359)</b>	<b>(221)</b>	<b>(14)</b>	<b>550</b>	<b>3,664</b>
<b>Total Net Loans</b>	<b>55,510</b>	<b>54,107</b>	<b>40,391</b>	<b>38,994</b>	<b>43,742</b>	<b>42,588</b>	<b>38,105</b>	<b>46,725</b>	<b>48,211</b>	<b>45,395</b>
<b>Development Fund</b>										
Balance as at 1 January	(27,786)	(46,766)	(33,677)	(41,856)	(53,912)	(40,535)	(43,824)	(55,235)	(45,496)	(24,382)
<b>Receipts</b>										
Contribution from Consolidated Revenue Account	1,072	1,922	2,711	2,248	2,091	1,037	2,100	2,376	2,825	8,020
Transfer from Consolidated Loan Account	54,456	72,365	27,232	46,579	49,249	23,976	41,830	53,332	32,770	22,386
Others	1,731	788	1,852	1,347	1,483	1,114	1,569	2,635	1,082	1,272
<b>Total Receipts</b>	<b>57,259</b>	<b>75,075</b>	<b>31,795</b>	<b>50,174</b>	<b>52,823</b>	<b>26,127</b>	<b>45,499</b>	<b>58,343</b>	<b>36,677</b>	<b>31,678</b>

Note : (4) - Including contribution to Development Fund.

(continued...)

**Federal Government Financial Statistics, 2010 - 2019**  
(in RM million)

(continuation)

	2019	2018	2017	2016	2015	2014	2013	2012	2011	2010
<b>Development Fund - (Cont.)</b>										
<i>Payments</i>										
<i>Development Expenditure</i>										
<i>Direct</i>	52,058	54,405	42,277	40,052	38,596	37,624	40,473	44,978	44,917	49,097
<i>Loans</i>	2,115	1,690	2,607	1,943	2,171	1,880	1,737	1,954	1,499	3,695
<b>Total Payments</b>	54,173	56,095	44,884	41,995	40,767	39,504	42,210	46,932	46,416	52,792
<b>Surplus/(Deficit) for the Year</b>	3,086	18,980	(13,089)	8,179	12,056	(13,377)	3,289	11,411	(9,739)	(21,114)
<b>Balance as at 31 December</b>	(24,700)	(27,786)	(46,766)	(33,677)	(41,856)	(53,912)	(40,535)	(43,824)	(55,235)	(45,496)
<b>Housing Loan Fund</b>										
<i>Balance as at 1 January</i>	-	-	-	-	1,240	1,325	1,515	1,908	3,213	1,758
<i>Net Receipts/(Payments)</i>	-	-	-	-	544	(86)	(190)	(393)	(1,305)	1,455
<b>Balance as at 31 December</b>	-	-	-	-	1,784	1,239	1,325	1,515	1,908	3,213
<b>Miscellaneous Government Trust Funds</b>										
<i>Balance as at 1 January</i>	31,538	23,225	23,092	29,980	23,282	29,605	35,752	34,555	29,920	28,541
<i>Net Receipts/(Payments)</i>	3,591	8,313	133	(6,888)	6,698	(6,323)	(6,147)	1,197	4,635	1,379
<b>Balance as at 31 December</b>	35,129	31,538	23,225	23,092	29,980	23,282	29,605	35,752	34,555	29,920
<b>Public Trust Funds</b>										
<i>Balance as at 1 January</i>	10,211	9,262	8,220	9,456	8,580	10,707	9,740	6,320	7,722	9,403
<i>Net Receipts/(Payments)</i>	(717)	949	1,042	(1,236)	876	(2,127)	967	3,420	(1,402)	(1,681)
<b>Balance as at 31 December</b>	9,494	10,211	9,262	8,220	9,456	8,580	10,707	9,740	6,320	7,722
<b>Deposits</b>										
<i>Balance as at 1 January</i>	11,859	11,118	9,551	9,114	10,197	9,738	9,454	8,990	8,626	7,993
<i>Net Receipts/(Payments)</i>	(691)	741	1,567	437	(1,083)	459	284	464	364	633
<b>Balance as at 31 December</b>	11,168	11,859	11,118	9,551	9,114	10,197	9,738	9,454	8,990	8,626
<b>Cash</b>										
<i>Cash at Bank</i>	19,723	22,213	16,664	14,880	22,031	16,479	24,151	28,543	23,788	20,779
<i>Cash-in-Hand and Cash-in-Transit</i>	774	1,435	1,400	1,183	942	948	900	813	679	571
<b>Total Cash</b>	20,497	23,648	18,064	16,063	22,973	17,427	25,051	29,356	24,467	21,350
<b>Investments</b>										
<i>Trust Fund Investments</i>	26,203	21,577	17,146	16,204	17,013	14,764	13,673	13,389	13,019	12,417
<i>General Investments</i>	12,530	7,685	6,974	7,106	8,741	8,650	10,359	10,660	9,824	8,149
<b>Total Investments</b>	38,734	29,262	24,120	23,310	25,754	23,414	24,032	24,049	22,843	20,566
<b>Recoverable Loans</b>										
<i>State Governments</i>	16,345	18,221	18,785	18,164	17,901	16,470	15,941	15,797	16,820	18,170
<i>Local Authorities</i>	185	192	298	305	444	451	458	520	500	507
<i>Statutory Bodies</i>	6,954	6,328	6,338	6,363	6,358	6,821	6,656	14,073	12,396	10,415
<i>Co-operatives</i>	248	265	271	258	208	158	178	197	195	196
<i>Companies</i>	31,922	30,764	30,522	28,634	28,956	28,857	29,624	25,509	24,744	24,228
<i>Individuals</i>	292	266	366	354	51,223	44,061	36,460	36,566	31,347	26,160
<i>Miscellaneous</i>	1,715	1,761	1,864	1,735	1,731	2,218	3,128	2,952	2,836	2,643
<b>Total Recoverable Loans</b>	57,661	57,797	58,444	55,813	106,821	99,036	92,445	95,614	88,838	82,319
<b>Federal Debt</b>										
<b>Domestic Federal Debt</b>										
<i>Treasury Bills</i>	4,500	6,500	4,500	4,500	4,700	4,320	4,320	4,320	4,320	4,320
<i>Government Investment Issues</i>	338,800	304,300	268,000	234,500	214,000	185,500	172,500	143,500	110,000	81,500
<i>Malaysian Government Securities</i>	394,133	380,345	364,672	357,422	340,063	329,632	305,075	292,150	277,713	260,993
<i>SUKUK</i>	-	-	-	-	-	-	-	2,399	6,992	7,143
<i>Other Loans</i>	26,800	28,400	28,400	28,400	50,300	46,600	41,200	42,400	39,000	36,400
<b>Total Domestic Federal Debt</b>	764,233	719,545	665,572	624,822	609,063	566,052	523,095	484,769	438,025	390,356
<b>External Federal Debt</b>										
<i>Market Loans</i>	23,347	15,906	15,580	17,211	15,179	11,469	10,791	10,053	10,403	9,355
<i>External Assistance</i>	5,418	5,597	5,685	6,442	6,298	5,307	5,971	6,795	7,700	7,390
<i>Other Loans</i>	-	-	-	-	-	-	-	-	-	-
<b>Total External Federal Debt</b>	28,765	21,503	21,265	23,653	21,477	16,776	16,762	16,848	18,103	16,745
<b>Total Federal Debt</b>	792,998	741,048	686,837	648,475	630,540	582,828	539,857	501,617	456,128	407,101
<b>Guarantees</b>										
<i>Domestic Loans</i>	251,983	242,225	218,603	182,542	173,827	167,838	152,715	136,876	109,140	89,262
<i>External Loans</i>	23,395	24,244	19,588	4,782	3,901	4,181	4,785	6,233	7,618	7,645
<b>Total Guarantees</b>	275,378	266,469	238,191	187,324	177,728	172,019	157,500	143,109	116,758	96,907

# APPENDIX 2

**ORGANISATION CHART  
MINISTRY OF FINANCE, MALAYSIA**

**ORGANISATION CHART  
ACCOUNTANT GENERAL'S  
DEPARTMENT OF MALAYSIA**

FEDERAL GOVERNMENT FINANCIAL STATEMENTS

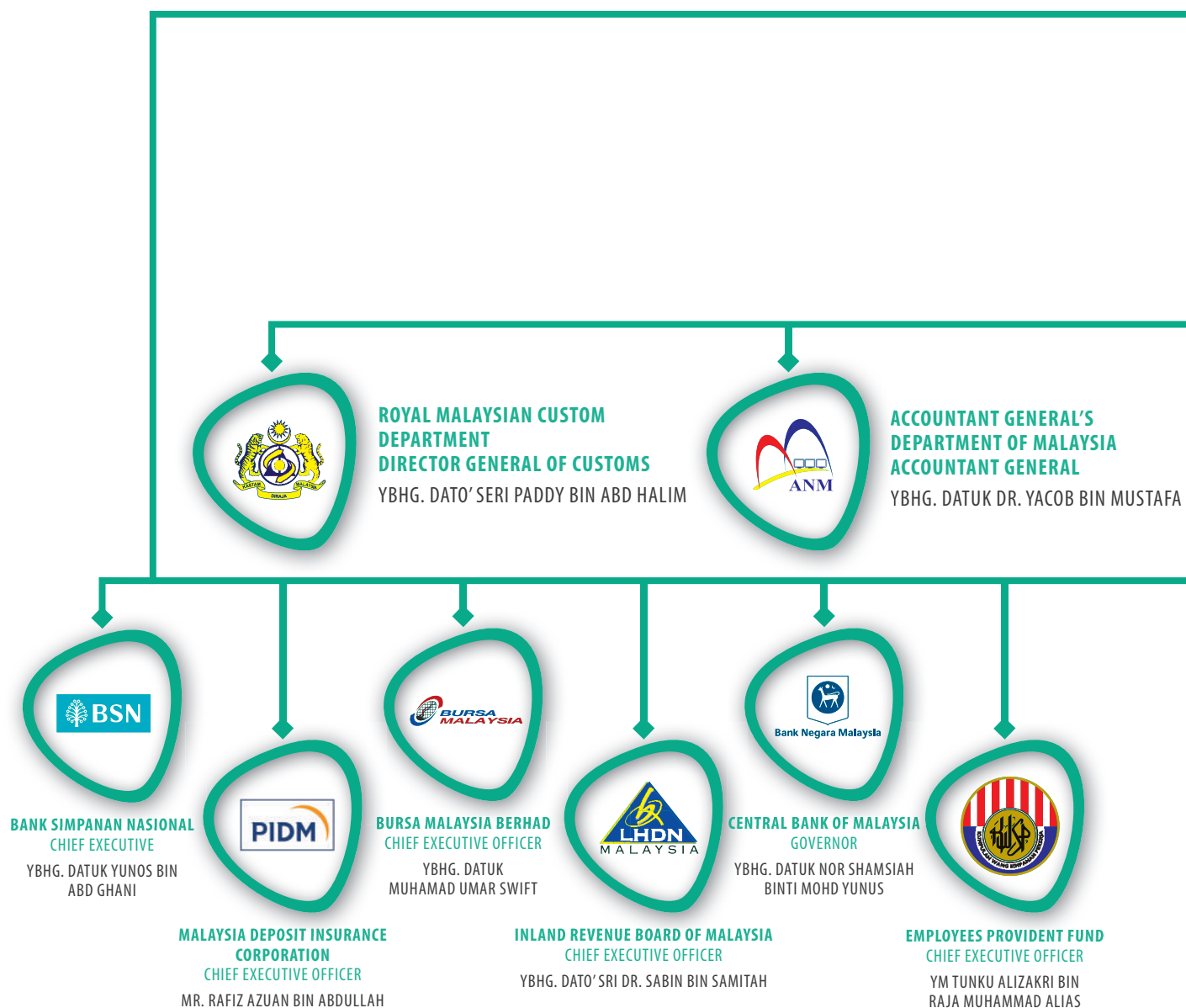
2019



# ORGANISATION CHART

## MINISTRY OF FINANCE, MALAYSIA

(as at 31 December 2019)



ORGANISATION CHART  
MINISTRY OF FINANCE, MALAYSIA



**FINANCE MINISTER**  
YB. TUAN LIM GUAN ENG



**DEPUTY FINANCE MINISTER**  
YB. DATO' IR HAJI AMIRUDDIN BIN HAMZAH



**TREASURY OF MALAYSIA  
SECRETARY GENERAL OF TREASURY**  
YBHG. TAN SRI AHMAD BADRI BIN MOHD ZAHIR



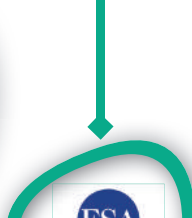
**VALUATION PROPERTY SERVICES  
DEPARTMENT  
DIRECTOR GENERAL**  
YBHG. SR HAJI MOHD KHAIRUDIN BIN  
ABD HALIM



**PUBLIC PRIVATE PARTNERSHIP UNIT  
DIRECTOR GENERAL**  
VACANT



**SECURITIES COMMISSION  
CHAIRMAN**  
YBHG. DATUK SYED ZAID BIN  
ALBAR



**LABUAN FINANCIAL SERVICES  
AUTHORITY  
DIRECTOR GENERAL**  
MR. DANIAL MAH BIN ABDULLAH



**TUN RAZAK FOUNDATION  
SECRETARY**  
YM TENGKU HARITH BIN  
TENGKU AZIZ



**MALAYSIA TOTALISATOR BOARD  
CHIEF EXECUTIVE OFFICER**  
YBHG. DATO' ABDUL RAUF BIN SANI



**RETIREMENT FUND  
(INCORPORATION)  
CHIEF EXECUTIVE OFFICER**  
YBRS. TUAN SYED HAMADAH  
BIN OTHMAN

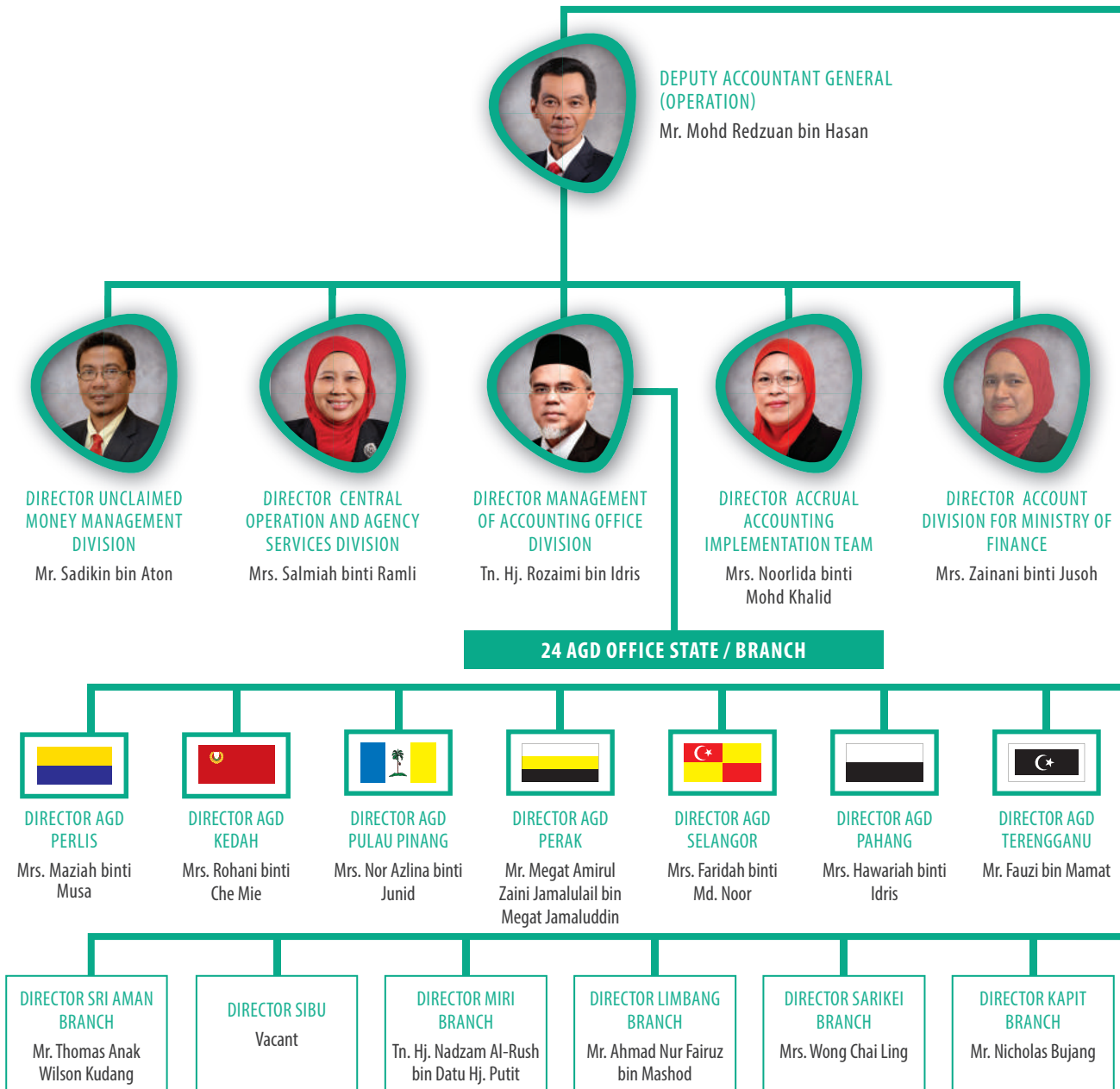


**PUBLIC SECTOR HOUSING  
FINANCING BOARD  
CHIEF EXECUTIVE OFFICER**  
YBHG. DATO' KAMAL BIN  
MOHD ALI

# ORGANISATION CHART

## ACCOUNTANT GENERAL'S DEPARTMENT OF MALAYSIA

(as at 31 December 2019)



ORGANISATION CHART  
ACCOUNTANT GENERAL'S DEPARTMENT OF MALAYSIA



**SECRETARY GENERAL OF TREASURY**

YBhg. Tan Sri Ahmad Badri bin Mohd Zahir



**ACCOUNTANT GENERAL OF MALAYSIA**

YBhg. Datuk Dr. Yacob bin Mustafa



**DEPUTY ACCOUNTANT GENERAL  
(CORPORATE)**

YBhg. Dato' Hj. Zamimi bin Awang



**DIRECTOR ADVISORY AND  
CONSULTANCY DIVISION**

Mr. Muniandy A/L  
Govindasamy



**DIRECTOR ACCOUNTING  
DEVELOPMENT AND  
MANAGEMENT DIVISION**

Mr. Jafril bin Junit



**DIRECTOR INFORMATION  
TECHNOLOGY  
MANAGEMENT DIVISION**

Mrs. Hanita binti Bunjari



**DIRECTOR NATIONAL  
ACCOUNTING INSTITUTE**

Mr. Burhanudin bin  
Mohd Noor



**DIRECTOR INTERNAL  
AUDIT MANAGEMENT  
DIVISION**

Mrs. Hamidah binti Noh



**DIRECTOR AGD  
SARAWAK**

Tn. Hj. Husaini bin Abu



**DIRECTOR AGD  
SABAH**

Mrs. Tunganai binti  
Datu Alang



**DIRECTOR AGD  
KELANTAN**

Mr. Shahrin bin Haji  
Shaari



**DIRECTOR AGD  
NEGERI SEMBILAN**

Mr. Mohamad Nor  
Azam bin Sabtu



**DIRECTOR AGD  
MELAKA**

Mrs. Shabibah binti  
Bachok



**DIRECTOR AGD  
JOHOR**

Mrs. Kalthom binti  
Salim

**DIRECTOR BINTULU  
BRANCH**

Mrs. Norhafizah binti  
Md. Dijah

**DIRECTOR LABUAN  
BRANCH**

Mrs. Ng Peik See

**DIRECTOR SANDAKAN  
BRANCH**

Mrs. Masniah binti Laganing

**DIRECTOR TAWAU  
BRANCH**

Mr. Suryamulyono bin  
Jakobus

**DIRECTOR KENINGAU  
BRANCH**

Mr. Yeoh Hong Choon @  
Asyhraff



**PNMB**

DICETAK OLEH  
PERCETAKAN NASIONAL MALAYSIA BERHAD  
KUALA LUMPUR, 2019  
[www.printnasiona.com.my](http://www.printnasiona.com.my)  
email: [cservice@printnasiona.com.my](mailto:cservice@printnasiona.com.my)  
Tel.: 03-92366895 Faks: 03-92224773



