



MALAYSIA

BANCI EKONOMI 2016 *ECONOMIC CENSUS*

PETROLEUM DAN GAS ASLI *PETROLEUM AND NATURAL GAS*

PERTANIAN
AGRICULTURE



PEMBUATAN
MANUFACTURING



PERKHIDMATAN
SERVICES



**PERLOMBONGAN
DAN PENGKUARIAN**
MINING AND QUARRYING



PEMBINAAN
CONSTRUCTION



JABATAN PERANGKAAN MALAYSIA
DEPARTMENT OF STATISTICS, MALAYSIA



MALAYSIA

BANCI EKONOMI
ECONOMIC CENSUS

2016

PETROLEUM DAN GAS ASLI
PETROLEUM AND NATURAL GAS

JABATAN PERANGKAAN MALAYSIA
DEPARTMENT OF STATISTICS, MALAYSIA

Diterbitkan oleh:

Jabatan Perangkaan Malaysia

Blok C6, Kompleks C,
Pusat Pentadbiran Kerajaan Persekutuan,
62514 Putrajaya,
MALAYSIA

Tel. : 03-8885 7000
Faks : 03-8888 9248
Portal : <https://www.dosm.gov.my>
Facebook : www.facebook.com/StatsMalaysia
Twitter : <https://twitter.com/StatsMalaysia>

Harga : RM22.00

Diterbitkan pada Julai 2017

Hakcipta terpelihara.

Tiada bahagian daripada terbitan ini boleh diterbitkan semula, disimpan untuk pengeluaran atau ditukar dalam apa-apa bentuk atau alat apa jua pun kecuali setelah mendapat kebenaran daripada Jabatan Perangkaan Malaysia.

Pengguna yang mengeluarkan sebarang maklumat dari terbitan ini sama ada yang asal atau diolah semula hendaklah meletakkan kenyataan berikut:
"Sumber: Jabatan Perangkaan Malaysia".

Published by:

Department of Statistics, Malaysia

*Block C6, Complex C,
Federal Government Administrative Centre,
62514 Putrajaya,
MALAYSIA*

*Tel. : 03-8885 7000
Fax : 03-8888 9248
Portal : <https://www.dosm.gov.my>
Facebook : www.facebook.com/StatsMalaysia
Twitter : <https://twitter.com/StatsMalaysia>*

Price : RM22.00

Published in July 2017

All rights reserved.

No part of this publication may be reproduced or distributed in any form or by any means or stored in data base without the prior written permission from Department of Statistics, Malaysia.

*Users reproducing content of this publication with or without adaptation should quote the following.
"Source: Department of Statistics, Malaysia."*

ISBN 978-967-2000-19-8

Penerbitan ini memaparkan perangkaan bagi industri petroleum dan gas asli yang diperoleh daripada Banci Ekonomi 2016 bagi tahun rujukan 2015. Industri petroleum dan gas asli merangkumi kumpulan pengekstrakan petroleum mentah dan gas asli dan aktiviti sokongan pengekstrakan petroleum dan gas asli. Industri ini meliputi Seksyen B yang dikelaskan di bawah Piawaian Klasifikasi Kumpulan Malaysia (MSIC) 2008 Ver. 1.0, selaras dengan Piawaian Klasifikasi Industri Antarabangsa bagi Semua Aktiviti Ekonomi (ISIC), Semakan Ke-4, 2008.

Data utama yang berkaitan dengan nilai output kasar, nilai input perantaraan, nilai ditambah, bilangan pekerja, gaji & upah dan nilai harta tetap dilaporkan dalam penerbitan ini. Maklumat pekerja mengikut kategori, kelulusan dan kemahiran turut dipaparkan. Data tersebut boleh digunakan oleh agensi kerajaan, ahli ekonomi, ahli akademik, pihak swasta serta individu bagi tujuan membuat perancangan dan penggubalan dasar, analisis ekonomi, unjuran dan dapat membantu merancang pembangunan perniagaan.

Penerbitan ini dibahagikan kepada tiga bahagian. Bahagian pertama memaparkan hasil penemuan bagi keseluruhan industri petroleum dan gas asli. Aspek teknikal seperti skop dan liputan, konsep dan definisi serta pembolehubah utama yang digunakan diterangkan di bahagian kedua bagi memudahkan pengguna memahami statistik yang diterbitkan, manakala bahagian ketiga pula memaparkan jadual perangkaan terperinci.

Jabatan merakamkan setinggi-tinggi penghargaan atas kerjasama yang diberikan oleh reponden dan juga semua pihak yang telah menyumbang secara langsung dan tidak langsung dalam menjayakan banci ini. Setiap maklum balas dan cadangan untuk penambahbaikan laporan ini pada masa akan datang amat dihargai.

DR. MOHD UZIR BIN MAHIDIN

Ketua Perangkawan Malaysia

Julai 2017

This publication presents statistics on petroleum and natural gas industry obtained from the Economic Census 2016 for reference year 2015. Petroleum and natural gas industry encompass extraction of crude petroleum and natural gas group and support activities for petroleum and natural gas extraction. This industry includes Section B classified under the Malaysia Standard Classification (MSIC) 2008 Ver. 1.0, in accordance with the International Standard Classification of All Economic Activities (ISIC), Revision 4, 2008.

Key data related to value of gross output, intermediate input, value added, number of persons engaged, salaries & wages and value of fixed assets are reported in this publication. Information on number of persons engaged by category, qualification and skill are also published. These data can be used by government agencies, economists, academicians, private sectors and individuals for planning and formulations policies, economic analysis, projections and to assist in business development planning.

This publication is divided into three parts. The first part displays the findings for the entire petroleum and natural gas industry. Technical aspects such as scope and coverage, concepts and definitions as well as the key variables used are describes in the second part to assist users to understand the published statistics. Meanwhile, the third part provides the detailed statistical tables.

The Department gratefully acknowledges the co-operation rendered by the respondents as well as all parties who have contributed directly and indirectly in making this census a success. Every feedback and suggestion towards improving future reports is highly appreciated.

DR. MOHD UZIR BIN MAHIDIN

Chief Statistician Malaysia

July 2017

	Muka surat <i>Page</i>
Kata pengantar <i>Preface</i>	i
Kandungan <i>Contents</i>	iii
BAHAGIAN 1 : Penemuan utama <i>PART 1 : Main findings</i>	3
: Ringkasan penemuan <i>: Summary of findings</i>	7
BAHAGIAN 2 : Nota teknikal <i>PART 2 : Technical notes</i>	25
BAHAGIAN 3 : Jadual <i>PART 3 : Tables</i>	
1 Perangkaan utama industri petroleum dan gas asli mengikut kumpulan, 2010 dan 2015 <i>Principal statistics of petroleum and natural gas industry by group, 2010 and 2015</i>	39
1.1 Perangkaan utama kumpulan pengekstrakan petroleum mentah & gas asli, 2010 - 2015 <i>Principal statistics of extraction of crude petroleum & natural gas group, 2010 - 2015</i>	40
2 Perangkaan utama industri petroleum dan gas asli mengikut taraf sah, 2015 <i>Principal statistics of petroleum and natural gas industry by legal status, 2015</i>	41

	Muka surat <i>Page</i>
3 Perangkaan utama industri petroleum dan gas asli mengikut hak milik, 2015 <i>Principal statistics of petroleum and natural gas industry by ownership, 2015</i>	42
3.1 Perangkaan utama kumpulan pengekstrakan petroleum mentah & gas asli mengikut hak milik, 2015 <i>Principal statistics of extraction of crude petroleum & natural gas group by ownership, 2015</i>	43
3.2 Perangkaan utama kumpulan aktiviti sokongan pengekstrakan petroleum & gas asli mengikut hak milik, 2015 <i>Principal statistics of support activities for petroleum & natural gas extraction group by ownership, 2015</i>	44
4 Perangkaan utama industri petroleum dan gas asli mengikut saiz pekerja, 2015 <i>Principal statistics of petroleum and natural gas industry by employment size, 2015</i>	45
5 Perangkaan utama industri petroleum dan gas asli mengikut saiz output kasar, 2015 <i>Principal statistics of petroleum and natural gas industry by gross output size, 2015</i>	46
6 Perangkaan utama industri petroleum dan gas asli mengikut saiz harta tetap, 2015 <i>Principal statistics of petroleum and natural gas industry by size of fixed assets, 2015</i>	47

	Muka surat
	<i>Page</i>
7 Bilangan pekerja dan gaji & upah industri petroleum dan gas asli mengikut kategori pekerja, 2015	48
<i>Number of persons engaged and salaries & wages of petroleum and natural gas industry by category of workers, 2015</i>	
7.1 Bilangan pekerja dan gaji & upah kumpulan pengekstrakan petroleum mentah & gas asli mengikut kategori pekerja, 2015	49
<i>Number of persons engaged and salaries & wages of extraction of crude petroleum & natural gas group by category of workers, 2015</i>	
7.2 Bilangan pekerja dan gaji & upah kumpulan aktiviti sokongan pengekstrakan petroleum & gas asli mengikut kategori pekerja, 2015	50
<i>Number of persons engaged and salaries & wages of support activities for petroleum & natural gas extraction group by category of workers, 2015</i>	
8 Bilangan pekerja mengikut kelulusan akademik dalam industri petroleum dan gas asli, 2015	51
<i>Number of persons engaged by academic qualification in petroleum and natural gas industry, 2015</i>	
8.1 Bilangan pekerja mengikut kelulusan akademik dalam kumpulan pengekstrakan petroleum mentah & gas asli, 2015	52
<i>Number of persons engaged by academic qualification in extraction of crude petroleum & natural gas group, 2015</i>	

	Muka surat
	<i>Page</i>
8.2 Bilangan pekerja mengikut kelulusan akademik dalam kumpulan aktiviti sokongan pengekstrakan petroleum & gas asli, 2015	53
<i>Number of persons engaged by academic qualification in support activities for petroleum & natural gas extraction group, 2015</i>	
9 Bilangan pekerja dan gaji & upah yang dibayar mengikut kewarganegaraan dan jantina, 2015	54
<i>Number of persons engaged and salaries & wages by citizenship and sex, 2015</i>	
10 Bilangan pekerja dan gaji & upah yang dibayar mengikut kemahiran dan jantina, 2015	55
<i>Number of persons engaged and salaries & wages by skill and sex, 2015</i>	
11 Nilai harta tetap mengikut jenis harta, 2015	56
<i>Value of fixed assets by type of assets, 2015</i>	
12 Nilai input perantaraan mengikut kumpulan, 2015	57
<i>Value of intermediate input by group, 2015</i>	
Lampiran	61
<i>Appendix</i>	

**BAHAGIAN 1:
PENEMUAN UTAMA**

*PART 1:
MAIN FINDINGS*



Muka surat ini sengaja dibiarkan kosong
This page is deliberately left blank



BANCI EKONOMI 2016

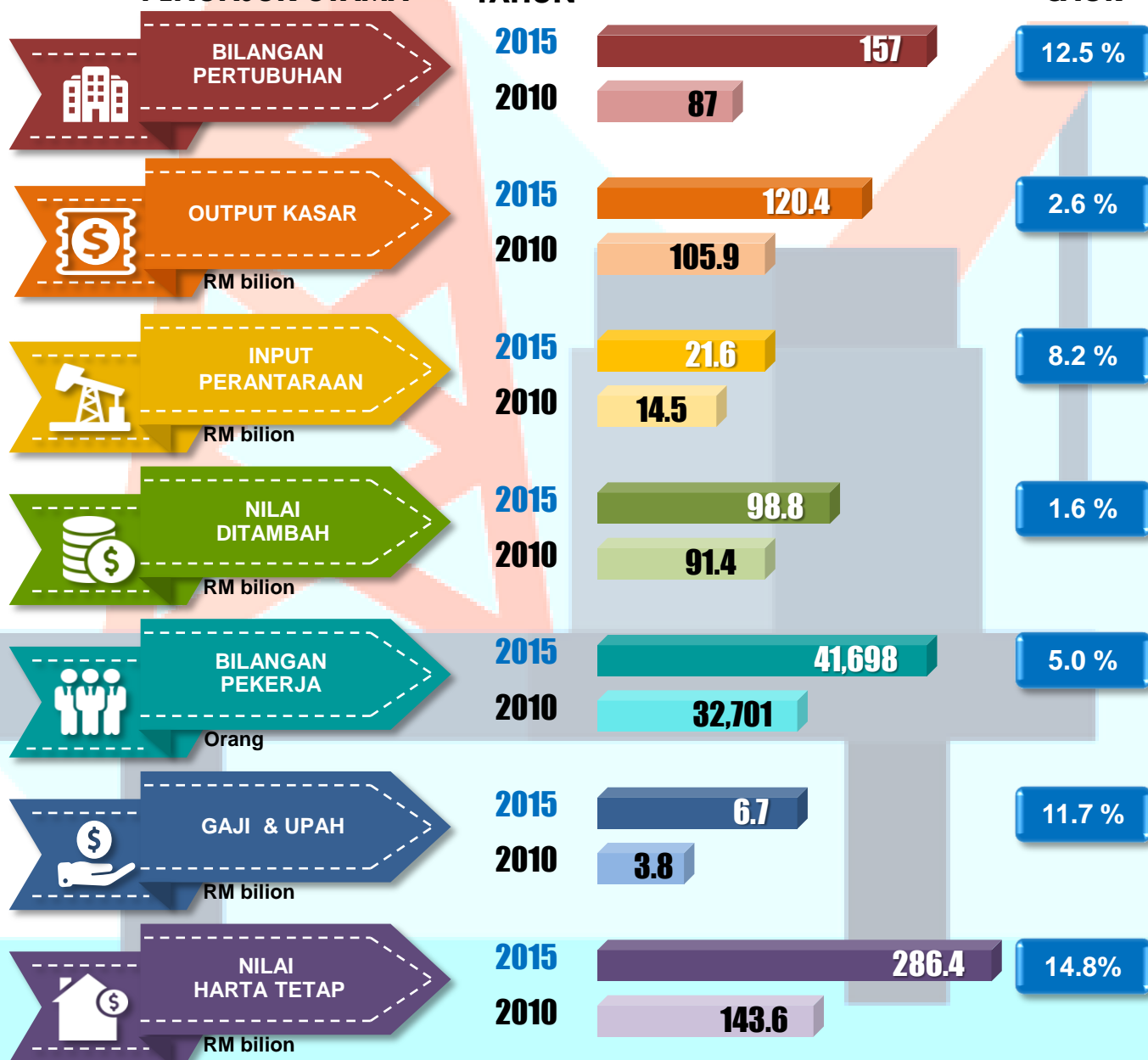


PENEMUAN UTAMA SEKTOR PETROLEUM DAN GAS ASLI

PENUNJUK UTAMA

TAHUN

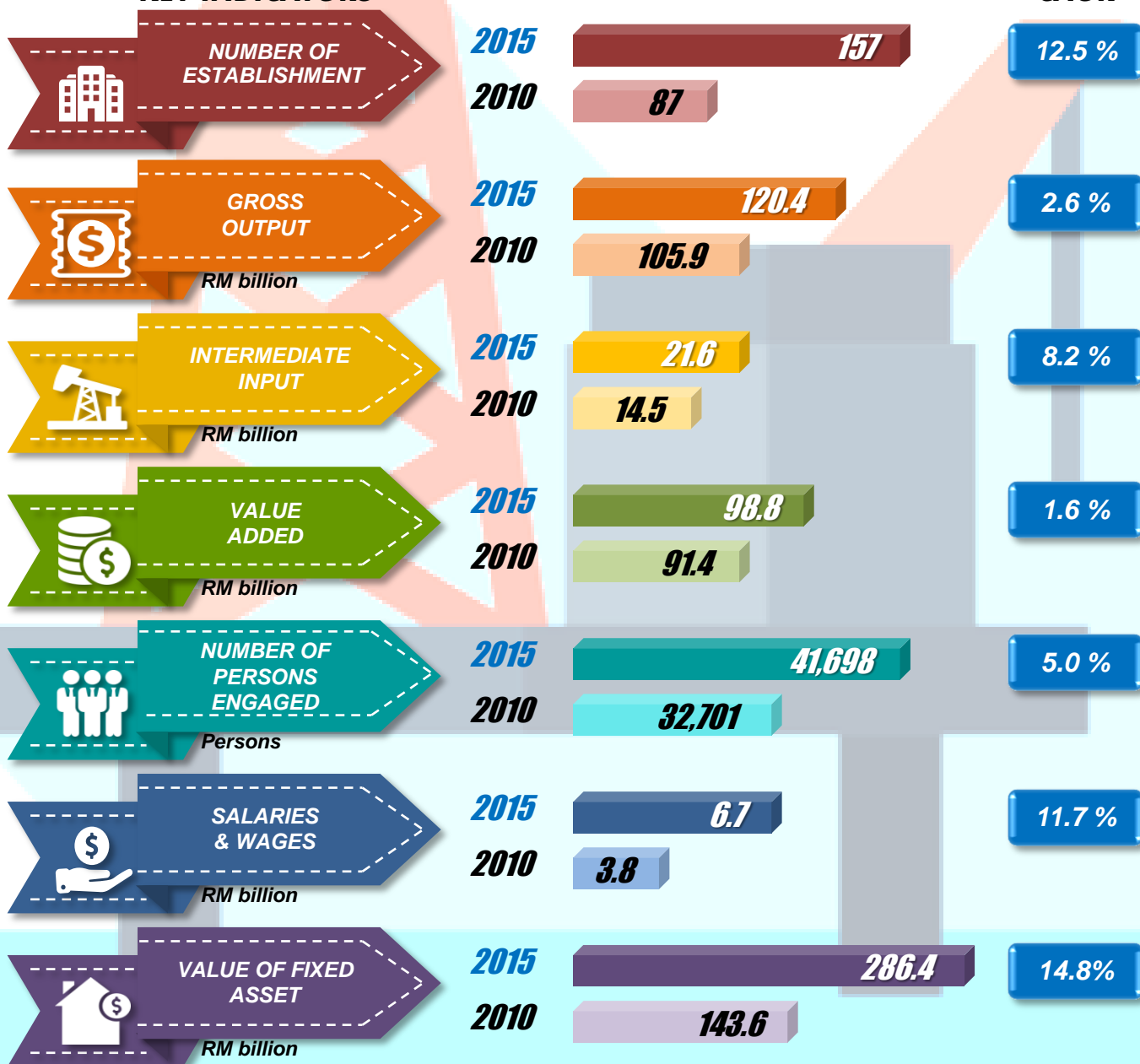
CAGR





MAIN FINDINGS OF PETROLEUM AND NATURAL GAS SECTOR

KEY INDICATORS



**BAHAGIAN 1:
RINGKASAN PENEMUAN**

*PART 1:
SUMMARY OF FINDINGS*



Muka surat ini sengaja dibiarkan kosong
This page is deliberately left blank

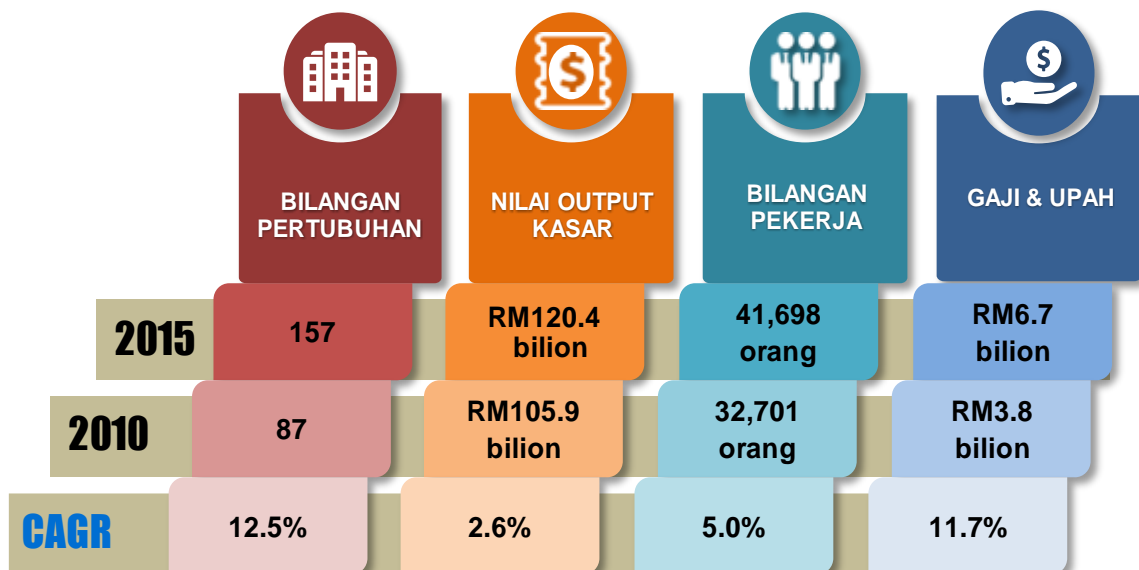
1. PENGENALAN

Laporan ini membentangkan perangkaan industri petroleum dan gas asli yang meliputi kumpulan pengekstrakan petroleum mentah & gas asli dan juga aktiviti sokongan kepada pengekstrakan petroleum & gas asli. Statistik ini disusun daripada Banci Ekonomi 2016 bagi tahun rujukan 2015.

2. PRESTASI INDUSTRI PETROLEUM DAN GAS ASLI

Pada tahun 2015, sebanyak 157 bilangan pertubuhan terlibat dalam industri petroleum dan gas asli berbanding 87 pertubuhan pada tahun 2010, peningkatan 12.5 peratus kadar pertumbuhan tahunan dikompaun (CAGR) bagi tempoh tahun 2010 hingga 2015. Nilai output kasar merekodkan RM120.4 bilion berbanding RM105.9 bilion pada tahun 2010 (CAGR: 2.6%). Jumlah pekerja turut meningkat kepada 41,698 orang berbanding 32,701 orang pada tahun 2010 (CAGR: 5.0%). Begitu juga dengan gaji & upah yang dibayar mencatatkan peningkatan kepada RM6.7 bilion daripada RM3.8 bilion pada tahun 2010 (CAGR: 11.7%) seperti di Paparan 1.

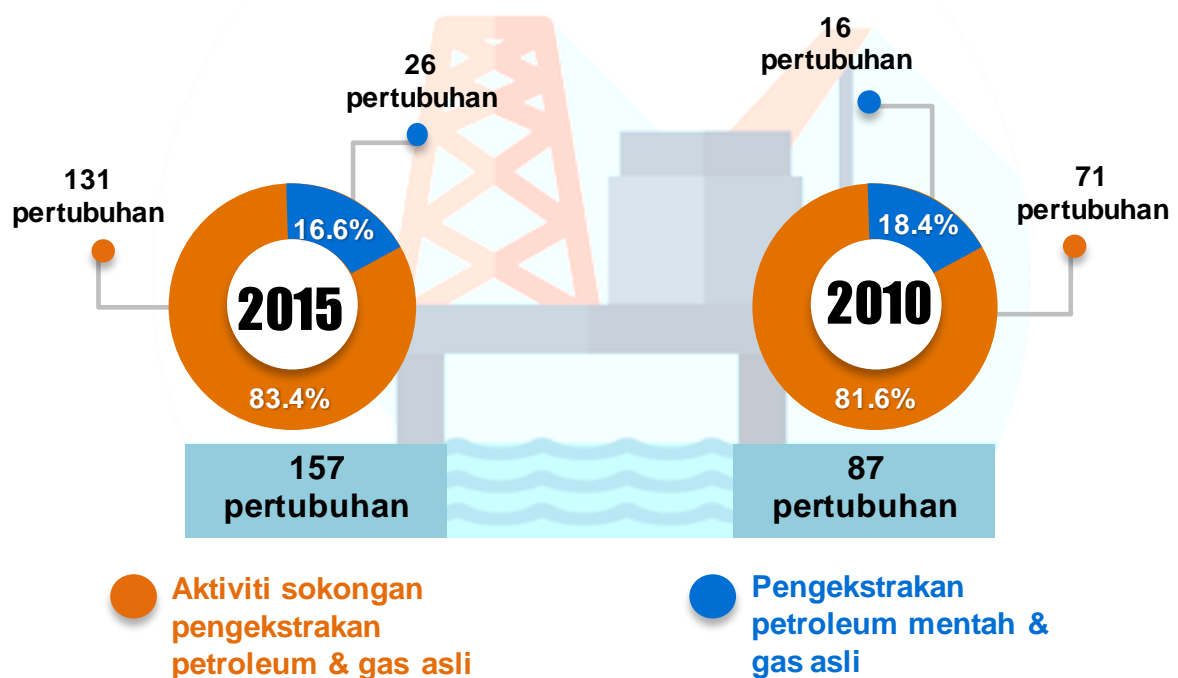
Paparan 1: Prestasi industri petroleum dan gas asli, 2010 dan 2015



3. PERTUBUHAN

Industri ini merekodkan sebanyak 157 pertubuhan aktif bagi tahun 2015 dengan CAGR 12.5 peratus. Kumpulan aktiviti sokongan pengekstrakan petroleum & gas asli mencatatkan 131 pertubuhan dengan peratus sumbangan 83.4 peratus dan diikuti oleh kumpulan pengekstrakan petroleum mentah & gas asli dengan 26 pertubuhan (16.6%) seperti di Paparan 2.

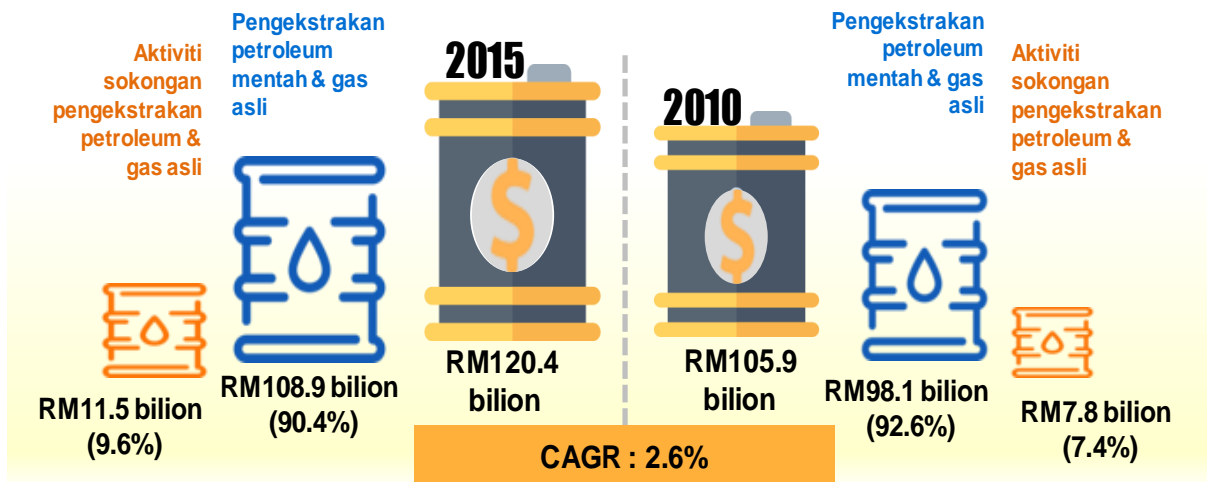
Paparan 2: Bilangan pertubuhan industri petroleum dan gas asli, 2010 dan 2015



4. NILAI OUTPUT KASAR

Nilai output kasar pada tahun 2015 mencatatkan RM120.4 bilion berbanding RM105.9 bilion pada tahun 2010 dengan CAGR sebanyak 2.6 peratus. Kumpulan pengekstrakan petroleum mentah & gas asli merekodkan nilai terbesar sebanyak RM108.9 bilion dengan peratus sumbangan 90.4 peratus, manakala kumpulan aktiviti sokongan pengekstrakan petroleum & gas asli merekodkan RM11.5 bilion pada tahun 2015 (9.6%) seperti di Paparan 3.

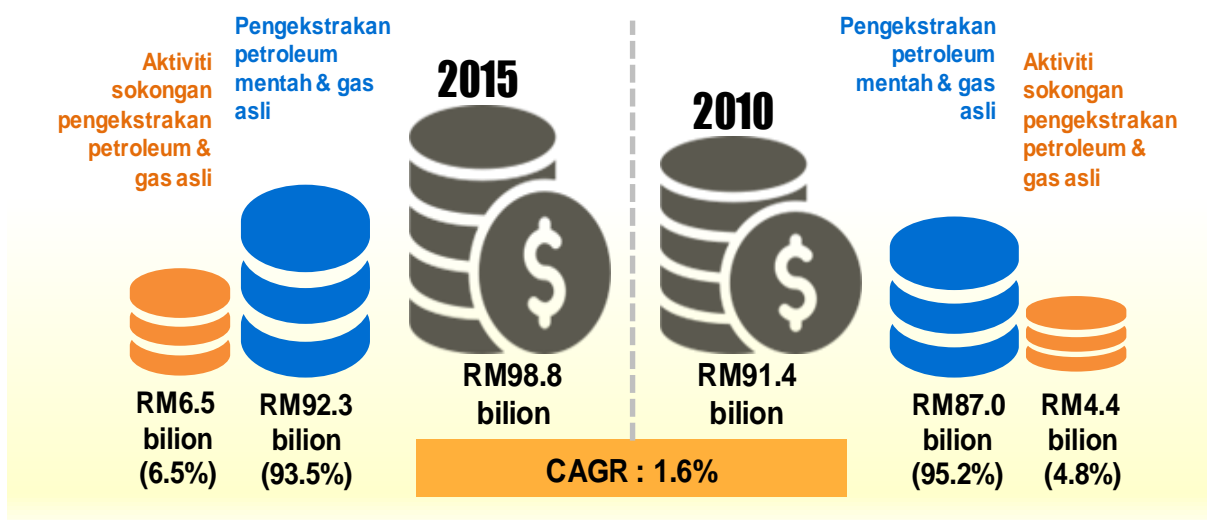
Paparan 3: Nilai output kasar industri petroleum dan gas asli, 2010 dan 2015



5. NILAI DITAMBAH

Pada tahun 2015, nilai ditambah bagi industri petroleum dan gas asli meningkat kepada RM98.8 bilion daripada RM91.4 bilion pada tahun 2010 dengan CAGR sebanyak 1.6 peratus. Peningkatan ini disumbangkan oleh kumpulan pengekstrakan petroleum mentah & gas asli, RM92.3 bilion dengan peratus sumbangan 93.5 peratus dan kumpulan aktiviti sokongan kepada pengekstrakan petroleum & gas asli, RM6.5 bilion (6.5%) seperti di Paparan 4.

Paparan 4: Nilai ditambah industri petroleum dan gas asli, 2010 dan 2015






6. BILANGAN PEKERJA DAN GAJI & UPAH

i. Keseluruhan industri

Jumlah pekerja pada tahun 2015 meningkat kepada 41,698 orang berbanding 32,701 orang pada tahun 2010 dengan CAGR sebanyak 5.0 peratus. Kumpulan aktiviti sokongan pengekstrakan petroleum & gas asli mencatatkan 23,748 orang dengan peratus sumbangan 57.0 peratus; sementara kumpulan pengekstrakan petroleum mentah & gas asli merekodkan 17,950 orang (43.0%). Industri ini terdiri daripada 32,526 orang pekerja lelaki dengan peratus sumbangan 78.0 peratus dan 9,172 orang pekerja perempuan (22.0%) seperti di Paparan 5.

Paparan 5: Bilangan pekerja mengikut jantina, 2015











	 JUMLAH		 LELAKI		 PEREMPUAN	
	Orang	Sumbangan	Orang	Sumbangan	Orang	Sumbangan
	JUMLAH		JUMLAH		JUMLAH	
KUMPULAN	41,698	100.0%	32,526	78.0%	9,172	22.0%
Pengekstrakan petroleum mentah dan gas asli	17,950	43.0%	14,414	80.3%	3,536	19.7%
Aktiviti sokongan pengekstrakan petroleum dan gas asli	23,748	57.0%	18,112	76.3%	5,636	23.7%

ii. Gaji & upah

Gaji & upah yang dibayar oleh industri pada 2015 merekodkan peningkatan kepada RM6.7 bilion berbanding RM3.8 bilion pada tahun 2010 (CAGR: 11.7%) dengan purata gaji & upah bulanan RM13,310. Peningkatan ini disumbangkan oleh kumpulan pengekstrakan petroleum mentah & gas asli sebanyak RM5.1 bilion dengan peratus sumbangan 76.7 peratus yang mencatatkan CAGR 15.3 peratus berbanding RM2.5 bilion pada tahun 2010. Selain itu, kumpulan ini turut merekodkan purata gaji & upah tahunan tertinggi sebanyak RM284,567 manakala kumpulan aktiviti sokongan pengekstrakan petroleum & gas asli mencatatkan purata gaji & upah tahunan sebanyak RM65,362 seperti di Paparan 6.

RINGKASAN PENEMUAN









Paparan 6: Gaji & upah mengikut kategori pekerja, 2015

		Pengekstrakan petroleum mentah & gas asli	Aktiviti sokongan pengekstrakan petroleum & gas asli
	 RM'000		
Pekerja bergaji sepenuh masa	6,659,983	5,107,977	1,552,006
 Profesional	3,035,945 (45.6%)	2,734,810	301,135
 Juruteknik & profesional bersekutu	1,529,811 (23.0%)	1,281,963	247,848
 Pengurus	1,265,608 (19.0%)	864,404	401,204
 Operator mesin & loji dan pemasang	444,068 (6.7%)	87,085	356,983
 Pekerja sokongan perkeranian	164,666 (2.5%)	119,717	44,949
 Pekerja asas	143,840 (2.1%)	16,250	127,590
 Pekerja kemahiran & pertukangan	62,756 (0.9%)	3,748	59,008
 Pekerja Perkhidmatan & jualan	13,289 (0.2%)	-	13,289
Pekerja bergaji sambilan	220	-	220
 Pekerja sambilan	220 (0.003%)	-	220
Jumlah gaji & upah 2015	RM6,660,203 (100.0%)	RM5,107,977 (76.7%)	RM1,552,226 (23.3%)
Purata gaji & upah tahunan 2015	RM159,725	RM284,567	RM65,362
Jumlah gaji & upah 2010	RM3,833,262 (100.0%)	RM2,512,070 (65.5%)	RM1,321,192 (34.5%)
CAGR	11.7%	15.3%	3.3%

iii. Pekerja bergaji sepenuh masa mengikut kategori pekerja

Pada tahun 2015, kategori pekerja operator mesin & loji dan pemasang merekodkan bilangan pekerja tertinggi seramai 11,535 orang dengan peratus sumbangan 27.7 peratus. Daripada jumlah tersebut, seramai 10,856 orang adalah disumbangkan oleh kumpulan aktiviti sokongan pengekstrakan petroleum & gas asli. Seterusnya, kategori profesional merekodkan 9,346 orang (22.4%), diikuti oleh kategori juruteknik & profesional bersekutu seramai 8,861 orang (21.2%). Penyumbang terbesar ialah kumpulan pengekstrakan petroleum mentah & gas asli dengan masing-masing mencatatkan 8,089 orang dan 6,680 orang seperti di Paparan 7.

Paparan 7: Bilangan pekerja bergaji sepenuh masa mengikut kategori pekerja, 2015

		Pengekstrakan petroleum mentah & gas asli	Aktiviti sokongan pengekstrakan petroleum & gas asli
	Operator mesin & loji dan pemasang	11,535 (27.7%)	679
	Profesional	9,346 (22.4%)	8,089
	Juruteknik & profesional bersekutu	8,861 (21.2%)	6,680
	Pekerja asas	6,878 (16.5%)	219
	Pengurus	2,111 (5.1%)	1,097
	Pekerja sokongan perkeranian	1,833 (4.4%)	1,067
	Pekerja kemahiran & pertukangan	899 2.2%	119
	Pekerja perkhidmatan & jualan	225 (0.5%)	-
Jumlah pekerja bergaji sepenuh masa		41,688 (100.0%)	17,950 (43.1%)
			23,738 (56.9%)

iv. Bilangan pekerja mengikut kelulusan akademik

Pada tahun 2015, pekerja berkelulusan SPM/SPM(V) merekodkan 14,474 orang dengan peratus sumbangan 34.7 peratus diikuti oleh pekerja yang berkelulusan ijazah sarjana muda/diploma lanjutan dengan bilangan pekerja seramai 10,577 orang (25.4%). Pekerja yang mempunyai kelulusan diploma merupakan ketiga tertinggi bagi industri ini dengan 5,131 orang (12.3%) seperti di Paparan 8.

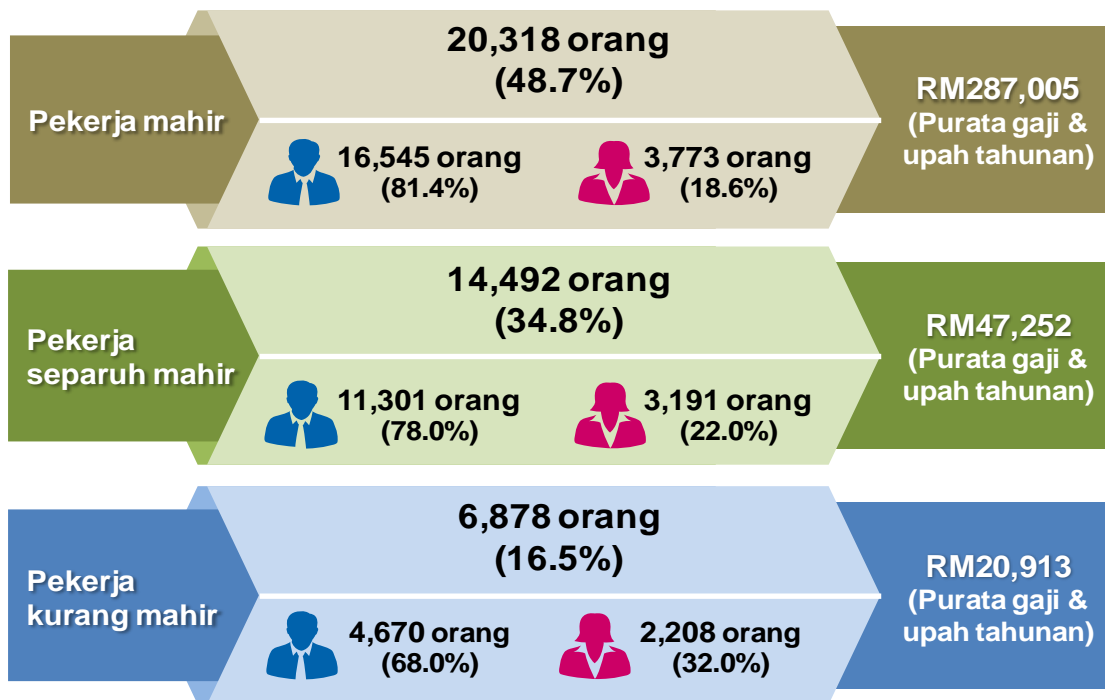
Paparan 8: Bilangan pekerja mengikut kelulusan akademik, 2015

	Jumlah	Pengekstrakan petroleum mentah & gas asli		Aktiviti sokongan pengekstrakan petroleum & gas asli	
		Orang	Sumbangan	Orang	Sumbangan
SPM/SPM(V)	14,474 (34.7%)	1,177	8.1 %	10,375	71.7 %
		246	1.7 %	2,676	18.5 %
Ijazah sarjana muda/diploma lanjutan	10,577 (25.4%)	6,159	58.2 %	1,463	13.9 %
		2,351	22.2 %	604	5.7 %
Diploma	5,131 (12.3%)	2,394	46.7 %	1,613	31.4 %
		637	12.4 %	487	9.5 %
Sijil	5,084 (12.2%)	3,743	73.6 %	1,152	22.7%
		73	1.4 %	116	2.3%
Di bawah taraf kelulusan SPM/SPM(V)	4,429 (10.6%)	33	0.7 %	2,925	66.0 %
		7	0.2 %	1,464	33.1 %
Pascasiswazah	1,351 (3.2%)	586	43.4 %	456	33.7 %
		169	12.5 %	140	10.4 %
STPM	652 (1.6%)	322	49.4 %	128	19.6 %
		53	8.1 %	149	22.9 %
Jumlah pekerja	41,698 orang (100.0%)	32,526 orang (78.0%)		9,172 orang (22.0%)	

v. Bilangan pekerja mengikut kemahiran

Pada tahun 2015, pekerja mahir merekodkan bilangan pekerja tertinggi iaitu seramai 20,318 orang yang membentuk 48.7 peratus daripada jumlah pekerja diikuti oleh pekerja separuh mahir dan kurang mahir dengan masing-masing mencatatkan seramai 14,492 orang (34.8%) dan 6,878 orang (16.5%). Purata gaji & upah yang tertinggi disumbangkan oleh kumpulan pekerja mahir dengan purata gaji & upah tahunan sebanyak RM287,005 diikuti pekerja separuh mahir dan pekerja kurang mahir dengan masing-masing mencatatkan purata gaji & upah tahunan RM47,252 dan RM20,913 seperti di Paparan 9.

Paparan 9: Bilangan pekerja mengikut kemahiran, 2015



SUMMARY OF FINDINGS

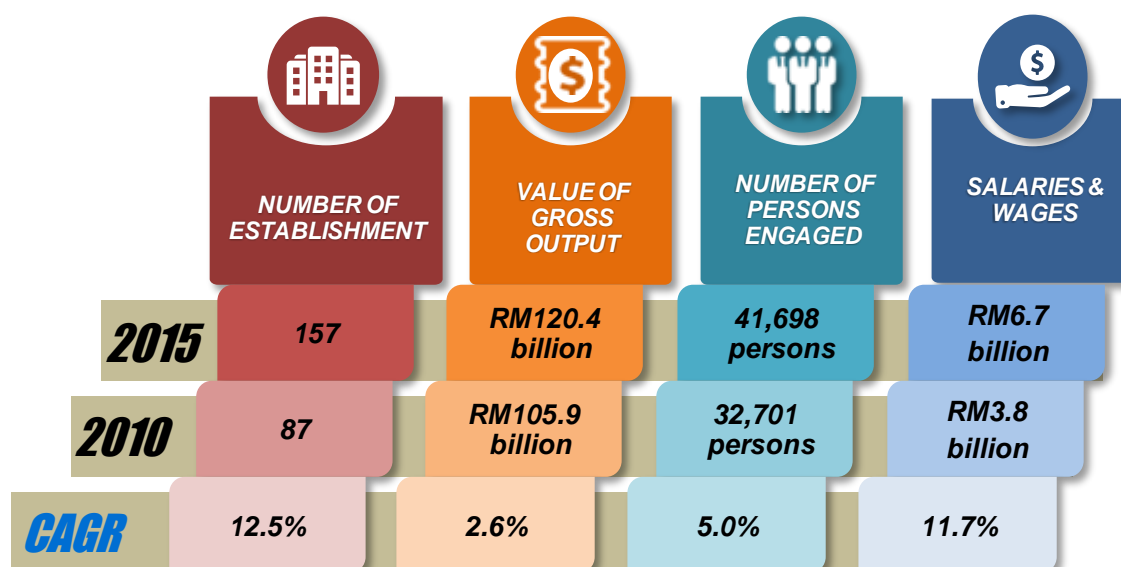
1. INTRODUCTION

This report presents statistics on petroleum and natural gas industry that includes group of extraction of crude petroleum & natural gas as well as support activities for petroleum & natural gas extraction. These statistics were compiled from the Economic Census 2016 for the reference year 2015.

2. PERFORMANCE OF PETROLEUM AND NATURAL GAS INDUSTRY

In 2015, a total of 157 establishments were engaged in the petroleum and natural gas industry as compared to 87 establishments in 2010, an increase of 12.5 per cent compound annual growth rate (CAGR) for the period 2010 to 2015. The value of gross output recorded RM120.4 billion as compared to RM105.9 billion in 2010 (CAGR: 2.6%). The total number of persons engaged increased to 41,698 persons as compared to 32,701 persons in 2010 (CAGR: 5.0%). Thus salaries & wages paid rose to RM6.7 billion from RM3.8 billion in 2010 (CAGR: 11.7%) as shown in Exhibit 1.

Exhibit 1: Performance of petroleum and natural gas industry, 2010 and 2015

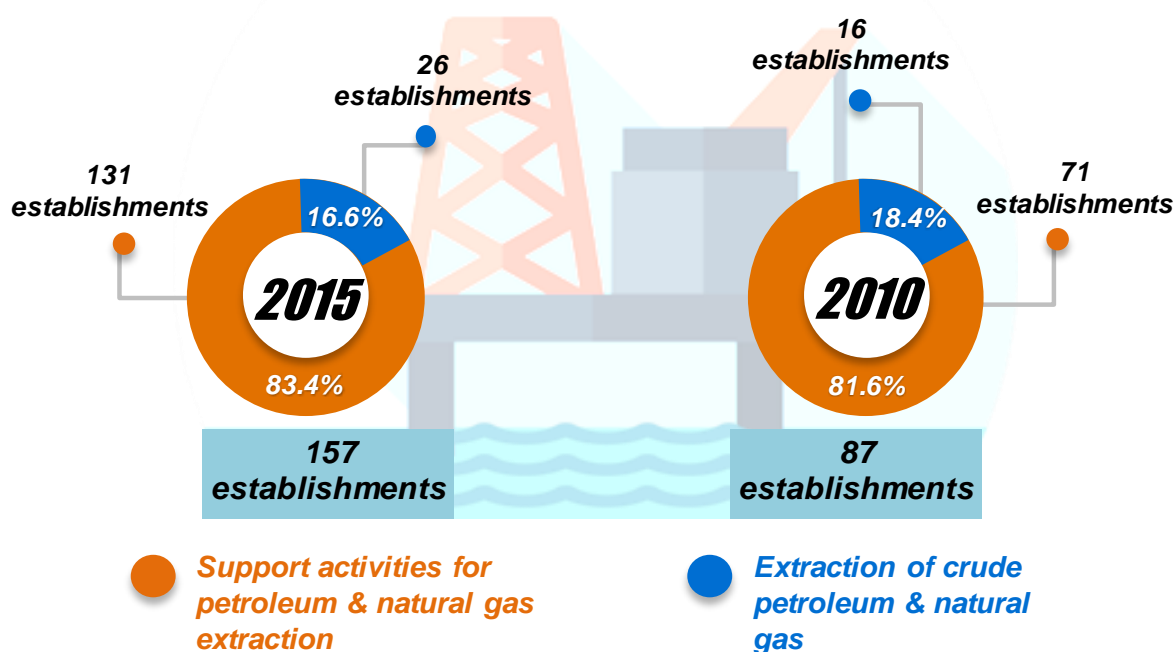


SUMMARY OF FINDINGS

3. ESTABLISHMENT

This industry recorded a total of 157 active establishments in 2015 with CAGR of 12.5 per cent. The support activities for petroleum & natural gas extraction group registered 131 establishments with percentage contribution of 83.4 per cent and followed by extraction of crude petroleum & natural gas group with 26 establishments (16.6%) as shown in Exhibit 2.

Exhibit 2: Number of establishments of petroleum and natural gas industry 2010 and 2015

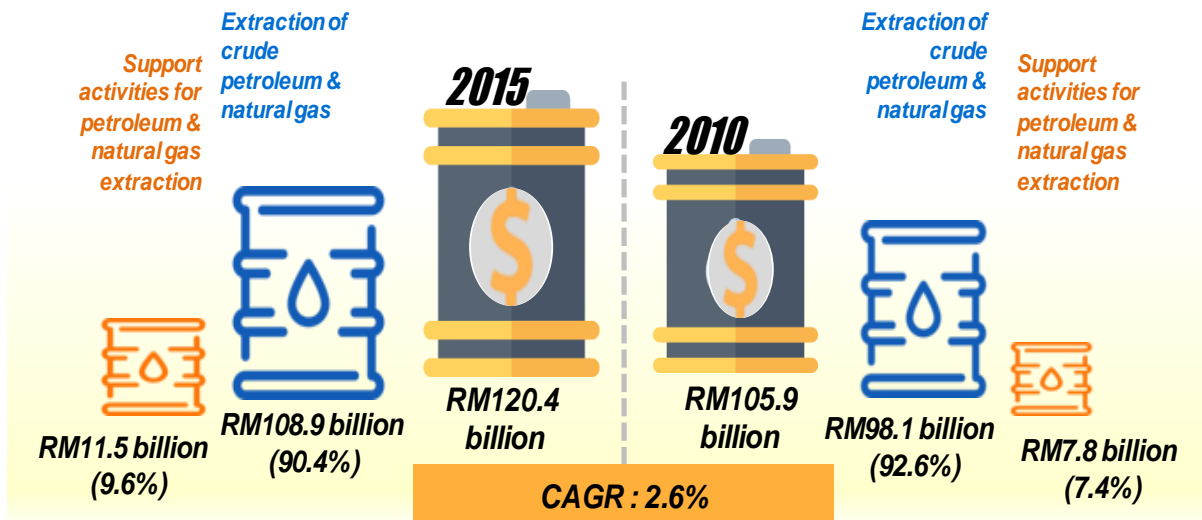


4. VALUE OF GROSS OUTPUT

The value of gross output in 2015 registered RM120.4 billion as compared to RM105.9 billion in 2010 with CAGR of 2.6 per cent. Extraction of crude petroleum & natural gas group recorded the largest value of RM108.9 billion with the contribution of 90.4 per cent while support activities for petroleum & natural gas extraction group recorded RM11.5 billion in 2015 (9.6%) as shown in Exhibit 3.

SUMMARY OF FINDINGS

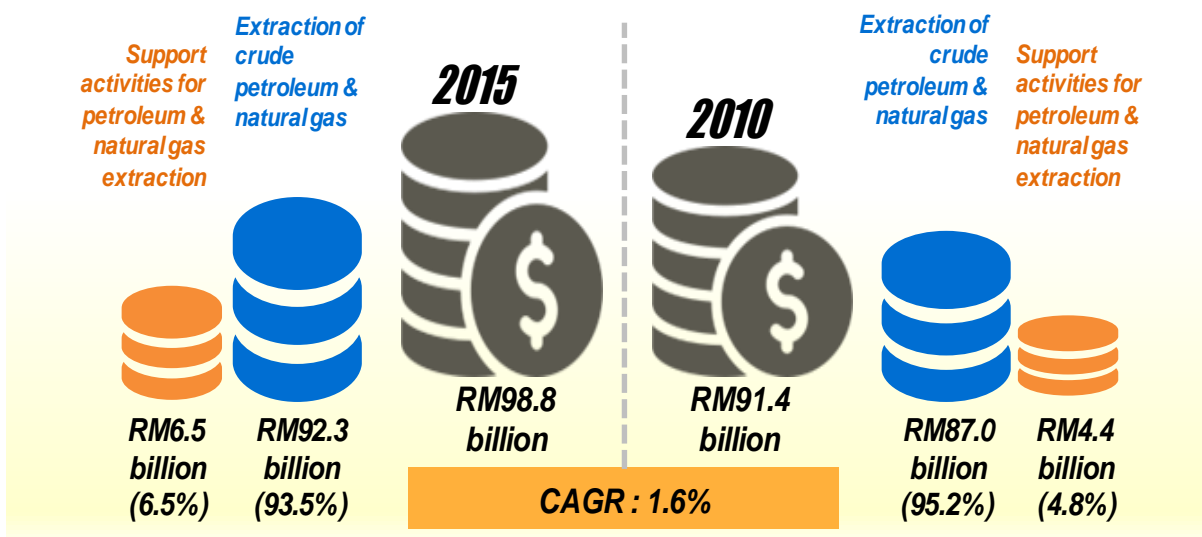
Exhibit 3: Gross output value of petroleum and natural gas industry, 2010 and 2015



5. VALUE ADDED

In 2015, the value added for petroleum and natural gas industry rose to RM98.8 billion from RM91.4 billion in 2010 with CAGR of 1.6 per cent. The increase was contributed by the extraction of crude petroleum & natural gas group of RM92.3 billion with percentage contribution of 93.5 per cent as well as support activities for petroleum & natural gas extraction group of RM6.5 billion (6.5%) as shown in Exhibit 4.

Exhibit 4: Value added of petroleum and natural gas industry, 2010 and 2015



SUMMARY OF FINDINGS

6. NUMBER OF PERSONS ENGAGED AND SALARIES & WAGES

i. Overall industry

The total number of persons engaged in 2015 increased to 41,698 persons as compared to 32,701 persons in 2010 with CAGR of 5.0 per cent. Support activities for petroleum & natural gas extraction group registered 23,748 persons with percentage contribution of 57.0 per cent; while an extraction of crude petroleum & natural gas group recorded 17,950 persons (43.0%). This industry comprised of 32,526 male employees with percentage contribution of 78.0 per cent and 9,172 of female employees (22.0%) as shown in Exhibit 5.

Exhibit 5: Number of persons engaged by sex, 2015











GROUP	TOTAL		MALE		FEMALE	
	Persons	Contribution	Persons	Contribution	Persons	Contribution
TOTAL	41,698	100.0%	32,526	78.0%	9,172	22.0%
Extraction of crude petroleum and natural gas	17,950	43.0%	14,414	80.3%	3,536	19.7%
Support activities for petroleum and natural gas extraction	23,748	57.0%	18,112	76.3%	5,636	23.7%

ii. Salaries & wages

Salaries & wages paid by industry in 2015 increased to RM6.7 billion as compared to RM3.8 billion in 2010 (CAGR: 11.7%) with monthly average salaries & wages of RM13,310. The increase was mainly driven by the extraction of crude petroleum & natural gas group amounting to RM5.1 billion with percentage contribution of 76.7 per cent which posted CAGR of 15.3 per cent as compared to RM2.5 billion in 2010. In addition, this group also had the highest average annual salaries & wages of RM284,567 while support activities for petroleum & natural gas extraction group registered an average annual salaries & wages of RM65,362 as shown in Exhibit 6.

SUMMARY OF FINDINGS

Exhibit 6: Salaries & wages by category of workers, 2015









		Extraction of crude petroleum & natural gas	Support activities for petroleum & natural gas extraction
	 RM'000		
Full-time paid employees	6,659,983	5,107,977	1,552,006
 Professionals	3,035,945 (45.6%)	2,734,810	301,135
 Technicians & associate professionals	1,529,811 (23.0%)	1,281,963	247,848
 Managers	1,265,608 (19.0%)	864,404	401,204
 Plant & machine operators and assemblers	444,068 (6.7%)	87,085	356,983
 Clerical support workers	164,666 (2.5%)	119,717	44,949
 Elementary occupations	143,840 (2.1%)	16,250	127,590
 Craft & related trades workers	62,756 (0.9%)	3,748	59,008
 Service & sales workers	13,289 (0.2%)	-	13,289
Part-time paid employees	220	-	220
 Part-time employees	220 (0.003%)	-	220
Total of salaries & wages 2015	RM6,660,203 (100.0%)	RM5,107,977 (76.7%)	RM1,552,226 (23.3%)
Average annual salaries & wages 2015	RM159,725	RM284,567	RM65,362
Total of salaries & wages 2010	RM3,833,262 (100.0%)	RM2,512,070 (65.5%)	RM1,321,192 (34.5%)
CAGR	11.7%	15.3%	3.3%

SUMMARY OF FINDINGS

iii. Full-time paid employees by category of workers

In 2015, the category of workers, plant & machine operators and assemblers recorded the highest employees with a total of 11,535 persons with percentage contribution of 27.7 per cent. Based on that total, 10,856 persons were contributed by support activities for petroleum & natural gas extraction group. Next, the professional category recorded 9,346 persons (22.4%), followed by technicians & associate professionals category, a total of 8,861 persons (21.2%). The largest contributor was an extraction of crude petroleum & natural gas group with 8,089 persons and 6,680 persons, respectively as shown in Exhibit 7.

Exhibit 7: Number of full-time paid employees by category of workers, 2015

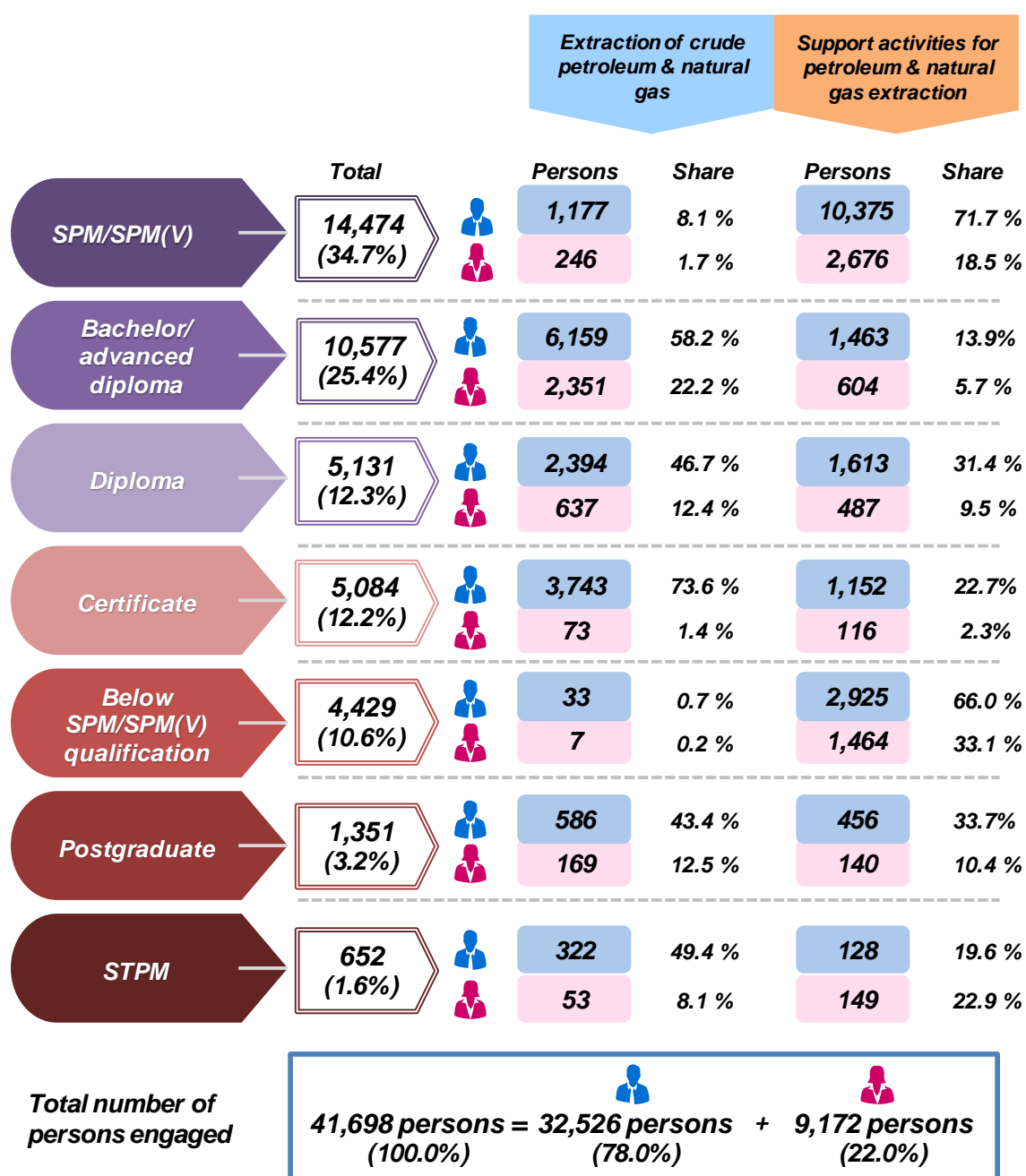
		Extraction of crude petroleum & natural gas	Support activities for petroleum & natural gas extraction
	Plant & machine operators and assemblers	679	10,856
	Professionals	8,089	1,257
	Technicians & associate professionals	6,680	2,181
	Elementary occupations	219	6,659
	Managers	1,097	1,014
	Clerical support workers	1,067	766
	Craft & related trades workers	119	780
	Service & sales workers	-	225
Total number of full-time paid employees		17,950 (43.1%)	23,738 (56.9%)

SUMMARY OF FINDINGS

iv. Number of persons engaged by academic qualification

In 2015, employees with SPM/SPM(V) recorded to 14,474 persons with percentage contribution of 34.7 per cent followed by the employees with bachelor/advanced diploma with the total number of persons engaged 10,577 persons (25.4%). Employees with diploma were the third highest for this industry with 5,131 persons (12.3%) as shown in Exhibit 8.

Exhibit 8: Number of persons engaged by academic qualification, 2015

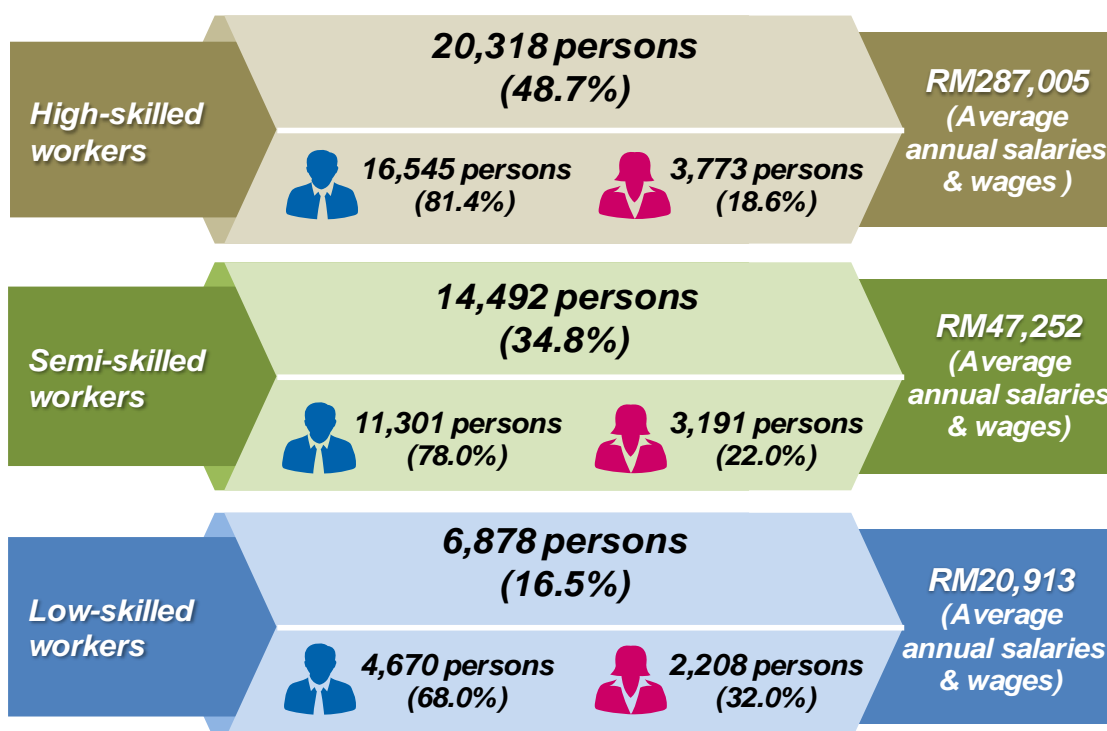


SUMMARY OF FINDINGS

v. Number of workers by skill

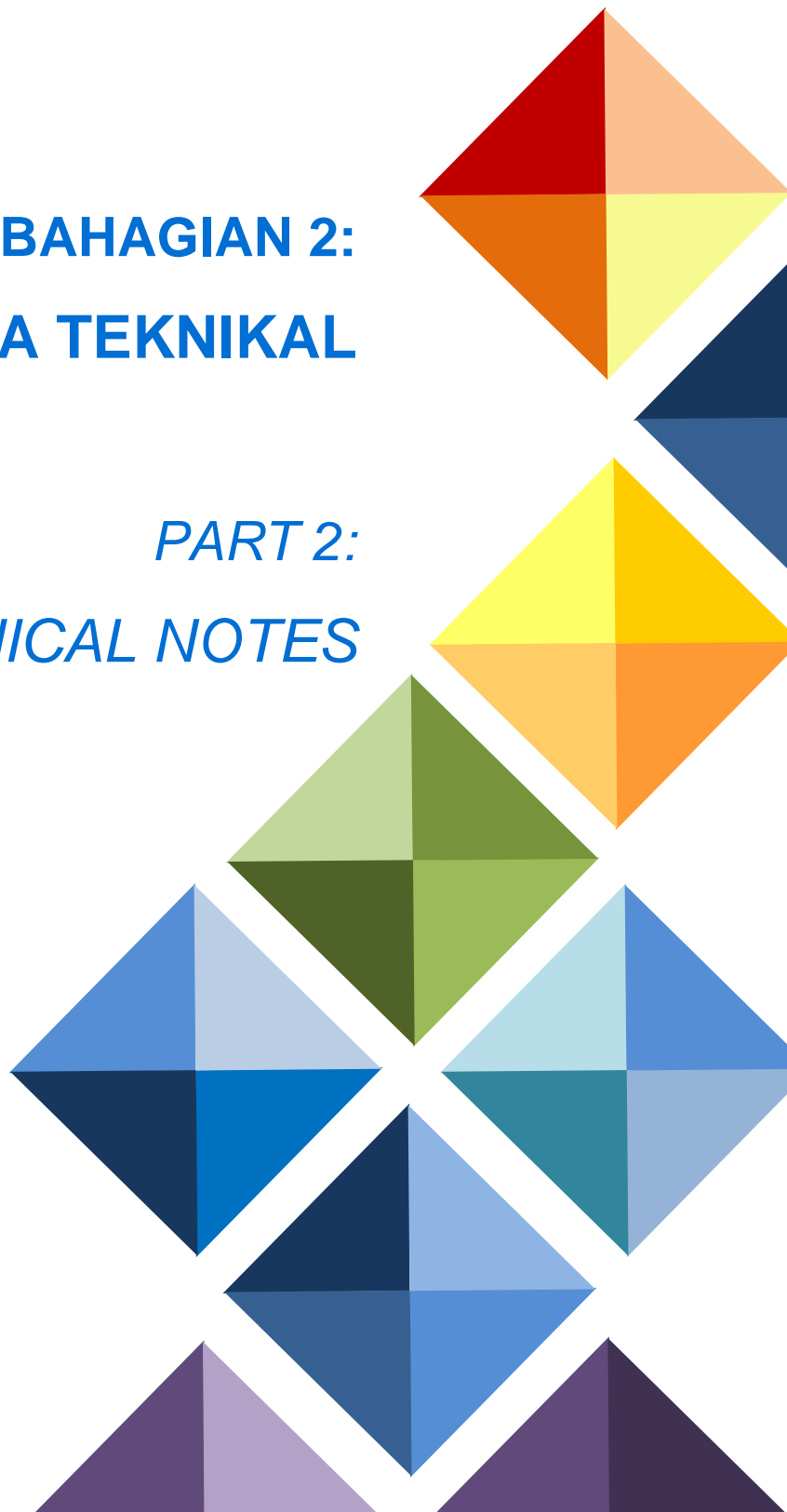
In 2015, high-skilled workers recorded the highest number of workers with 20,318 persons that formed 48.7 per cent from the total number of persons engaged followed by semi-skilled and low-skilled posted a total of 14,492 persons (34.8%) and 6,878 persons (16.5%), respectively. The highest average salaries & wages contributed by high-skilled workers with an average annual salaries & wages of RM287,005 followed by semi-skilled and low-skilled workers with an average annual salaries & wages of RM47,252 and RM20,913, respectively as shown in Exhibit 9.

Exhibit 9: Number of workers by skill, 2015



**BAHAGIAN 2:
NOTA TEKNIKAL**

*PART 2:
TECHNICAL NOTES*



Muka surat ini sengaja dibiarkan kosong
This page is deliberately left blank

- 1. Skop dan liputan**

Banci ini meliputi semua pertubuhan yang terlibat dalam kumpulan pengekstrakan petroleum mentah dan gas asli serta kumpulan aktiviti sokongan pengekstrakan petroleum dan gas asli. Ia berdasarkan kategori yang dikelaskan di bawah Seksyen B (Perlombongan dan Pengkuarian), Piawaian Klasifikasi Industri Malaysia (MSIC 2008) Versi 1.0 berasaskan Piawaian Klasifikasi Industri Antarabangsa bagi Semua Aktiviti Ekonomi (ISIC), Semakan Ke-4, yang diterbitkan oleh *United Nations Statistics Division* (UNSD).

Kumpulan aktiviti sokongan pengekstrakan petroleum dan gas asli merupakan liputan baru bagi Banci Ekonomi 2016. Walau bagaimanapun untuk tujuan analisis dan perbandingan, data anggaran di peringkat agregat bagi Perangkaan Utama tahun 2010 telah disediakan.
- 2. Sumber rangka**

Sumber utama rangka banci ialah syarikat yang berdaftar dengan Suruhanjaya Syarikat Malaysia (SSM), *Malaysia Petroleum Resources Corporation* (MPRC), syarikat yang telah menandatangani perjanjian *Production Sharing Contract* (PSC) dengan Petroliaam Nasional Berhad (PETRONAS), pelbagai persatuan perniagaan dan perdagangan, iklan surat khabar dan laman web.
- 3. Jenis aktiviti perniagaan**

Jenis aktiviti perniagaan merujuk kepada aktiviti utama dan sekunder. Aktiviti utama merujuk kepada aktiviti yang mana pertubuhan menggunakan sebahagian besar daripada sumbernya atau yang ia memperoleh sebahagian besar daripada pendapatannya. Aktiviti sekunder didefinisikan sebagai aktiviti sampingan kepada aktiviti utamanya berdasarkan kepada Piawaian Klasifikasi Industri Malaysia (MSIC), 2008 Versi 1.0.

4. Konsep dan definisi

Konsep dan definisi yang digunakan berasaskan kepada syor *International Recommendations for Industrial Statistics*, 2008 oleh *United Nations Statistics Division*. Konsep tersebut adalah mengikut amalan yang telah diterima pakai dan dengan itu memudahkan perbandingan data di peringkat antarabangsa.

Takrif perlombongan yang digunakan dalam Banci ini adalah seperti berikut:

“Perlombongan adalah ditakrifkan sebagai pengekstrakan, pembersihan dan pemanfaatan mineral-mineral semulajadi, berbentuk pepejal seperti arang batu dan bijih; cecair seperti minyak mentah; atau berbentuk gas seperti gas asli. Perlombongan termasuk lombong bawah tanah dan lombong permukaan, kuari dan telaga-telaga dan semua kegiatan tambahan untuk pembersihan dan pemanfaatan bijih dan mineral mentah lain seperti pemecahan, penapisan, pembasuhan, pembersihan, penggredan, pengilangan, pengapungan, peleburan, penggentalan, pelapisan dan lain-lain penyediaan yang diperlukan untuk membolehkan bahan ini dipasarkan. Aktiviti perlombongan juga dikelaskan kepada kumpulan-kumpulan berdasarkan mineral utama yang dikeluarkan”.

5. Unit melapor

Banci ini dilaksanakan berasaskan pendekatan pertubuhan. Pertubuhan ditakrifkan sebagai:

"Secara ideal, sebagai satu unit ekonomi yang bergiat di bawah satu hak milik atau penguasaan tunggal, iaitu di bawah satu entiti yang sah. Ia menjalankan satu jenis aktiviti ekonomi atau mempunyai satu jenis aktiviti ekonomi utama di satu tempat / lokasi fizikal" (IRIS, 2008).

6. Nilai output kasar

Nilai output kasar ditakrifkan dengan memasukkan perkara berikut:

- Nilai output minyak mentah/gas asli (nilai di telaga) pada harga asas
- + Nilai jualan (daripada barang/bahan yang dibeli untuk dijual semula tanpa melalui proses selanjutnya);
- Kos barang yang dijual (barang/bahan yang dibeli untuk dijual semula tanpa melalui proses selanjutnya);
- + Pendapatan daripada perkhidmatan perindustrian yang diberikan;
- + Komisen dan brokeraj yang diterima;
- + Perbelanjaan modal bagi membuat/membina sendiri;
- Stok awal barang dalam proses;
- + Stok akhir barangan yang diproses;
- Stok awal barang siap (dibuat sendiri)
- + Stok akhir barang siap (dibuat sendiri)
- + Bayaran perkhidmatan (nilai yang diberi);
- + Penerimaan daripada jualan tenaga elektrik kepada pihak lain;
- + Nilai semua output lain (seperti penerimaan daripada perkhidmatan bukan perindustrian, misalnya, bayaran pengurusan yang diterima, pendapatan sewa harta, dll.); dan
- + Perbelanjaan penyelidikan dan pembangunan (dalaman).

7. Nilai input perantaraan

Nilai input perantaraan ditakrifkan dengan memasukkan perkara berikut:

- Nilai bahan dan bekalan yang digunakan (termasuk bayaran pengangkutan, serta cukai dan duti yang dibayar)
- + Kos kerja perindustrian yang dibuat oleh orang lain (seperti pembaikan dan penyelenggaraan);
- + Tenaga elektrik dan air yang dibeli;
- + Nilai bahan pembakar, pelincir dan gas yang digunakan;

- + Stok awal bahan mentah, pembakar, bekalan dan bahan pembungkus;
- Stok akhir bahan mentah, pembakar, bekalan dan bahan pembungkus;
- + Pembayaran terhadap perkhidmatan bukan perindustrian (termasuk bayaran pengiklanan, bayaran guaman, bayaran pos, bayaran telekomunikasi dll.); dan
- + Semua kos input lain yang digunakan (termasuk kos latihan dan nilai pakaian percuma yang disediakan kepada pekerja).

8. Nilai ditambah Nilai ditambah ialah tambahan kepada nilai barang dan perkhidmatan yang dikeluarkan oleh sesebuah pertubuhan. Nilai ditambah diperoleh daripada perbezaan antara nilai output kasar dan nilai input perantaraan.

9. Bilangan pekerja Bilangan pekerja dalam sesebuah pertubuhan ditakrifkan sebagai jumlah bilangan orang yang diambil bekerja pada bulan Disember atau pada tempoh pembayaran gaji terakhir bagi tahun rujukan. Bilangan orang yang bekerja adalah seperti yang dijelaskan di perenggan i) dan ii). Termasuk dalam golongan ini ialah pekerja sambilan yang terdapat di dalam daftar gaji dan pekerja yang mogok, berpiket dan bercuti jangka pendek (cuti sakit, cuti rehat atau cuti kecemasan). Tidak termasuk pekerja yang cuti berpanjangan.

i) Pekerja sepenuh masa ditakrifkan sebagai semua pekerja bergaji yang bekerja sekurang-kurangnya enam jam sehari dan sekurang-kurangnya 20 hari sebulan.

ii) Pekerja sambilan meliputi semua pekerja bergaji yang bekerja kurang daripada enam jam sehari dan atau kurang daripada 20 hari sebulan.

- 10. Kategori kemahiran** Kategori pekerjaan telah dikelaskan berdasarkan Piawaian Pengkelasan Pekerjaan Malaysia (MASCO) 2013 adalah seperti berikut :
- i) Pekerja mahir**
Pengurusan & Profesional dan Juruteknik dan Profesional Bersekutu
 - ii) Pekerja separuh mahir**
Pekerja Perkeranian dan Pekerja Operatif: dan
 - iii) Pekerja kurang mahir**
Pekerja Asas
- 11. Nilai harta tetap** Harta tetap meliputi semua barangan, baru atau terpakai, ketara atau tidak ketara yang mempunyai hayat produktif lebih daripada setahun. Ia termasuk tanah, bangunan dan struktur, peralatan pengangkutan, komputer dan peralatan periferal, peralatan serta perabot dan pemasangan lain. Nilai harta tetap bagi awal dan akhir tahun 2015 adalah berasaskan nilai buku bersih. Pembelian, pindaan dan pembaikan besar atau perbelanjaan modal pada tahun berkenaan dikira pada nilai sebenar yang dibayar. Nilai harta tetap yang dijual dalam tahun semasa juga dikira pada nilai sebenar.
- 12. Pembundaran** Penjumlahan komponen-komponen mungkin berbeza dengan jumlah besar dalam jadual penerbitan ini disebabkan pembundaran angka.

13. Kadar pertumbuhan tahunan dikompaun (CAGR)

Pengiraan kadar pertumbuhan tahunan (r) adalah berdasarkan formula berikut:

$$y_t = y_0 (1 + r)^t$$

Penyelesaian bagi r,

$$r = \left[e^{\frac{1}{t} \ln \left(\frac{y_t}{y_0} \right)} - 1 \right] \times 100$$

Di mana, y_t = Nilai pada tahun semasa

y_0 = Nilai pada tahun sebelum

t = Bilangan tahun, $y_t - y_0$

r = Kadar pertumbuhan tahunan dikompaun

14. Simbol dan singkatan

Simbol dan singkatan berikut telah digunakan dalam keseluruhan penerbitan:

- tiada

& dan

% peratus

} digabungkan

> lebih daripada

< kurang daripada

≤ kurang daripada atau sama

CAGR Kadar Pertumbuhan Tahunan Dikompaun

dll. dan lain-lain

IRIS International Recommendations of Industrial Statistics

RM Ringgit Malaysia

- 1. Scope and coverage**

The census covers all establishments engaged in the extraction of crude petroleum and natural gas group and support activities for petroleum and natural gas extraction group and based on the categories that are classified under section B (Mining and Quarrying); Standard Industrial Classification (MSIC 2008) Version 1.0 is based on the International Standard Industrial Classification of All Economic (ISIC), Revision 4, issued by the United Nations Statistics Division (UNSD).

The support activities for petroleum and natural gas extraction group were newly covered in Economic Census 2016. However for the comparison and analysis purposes, the estimated data at aggregate level for the Principal Statistics of 2010 has been provided.

- 2. Source of frame**

The main source of information for the frame is the companies has registered with the Companies Commission of Malaysia (CCM), Malaysia Petroleum Resources Corporation (MPRC), company has signed a Production Sharing Contract (PSC) with the Petroliam Nasional Berhad (PETRONAS), various businesses and trade associations, newspaper advertisements and websites.

- 3. Type of business activity**

The type of business activity refers to both principal and secondary activities. The principal activity refers to the activity to which the establishment devoted most of its resources or to which it derived most of its income. Secondary activities are defined as those incidental or ancillary to the principal activity. The classification of the industry of the establishment is based on its principal activity and is in accordance with the Malaysia Standard Industrial Classification (MSIC), 2008 Version 1.0.

4. Concept and definition

Concepts and definitions are based on the recommendations of the International Recommendations for Industrial Statistics, 2008 by the United Nations Statistics Division. These concepts adhere to accepted practices, thereby facilitating international comparability of data.

The definition of mining used in the Census is as follows:

“Mining is defined as the extraction, dressing and beneficiating of minerals occurring naturally as solids, such as coal and ores; liquids, such as crude oil; or gases, such as natural gas. Mining also includes underground and surface mines, quarries and wells and all supplemental activities for dressing and beneficiating ores and other crude minerals such as crushing, screening, washing, cleaning, grading, milling, flotation, melting, pelleting, topping and other preparations needed to render the material marketable. Mining activities are classified into groups on the basis of the principal mineral produced”.

5. Reporting unit

The Census was conducted based on establishment approach. An establishment is defined as:

“Ideally, as an economic unit that engages under a single legal entity, in one, or predominantly one, kind of economic activity at a single physical location” (IRIS, 2008).

6. Value of gross output

The value of the gross output is defined by the following items:

- Value of output of crude oil/natural gas (ex-well) at basic price*
- + Value of sales (from goods/material purchases for resale without further processing);*
- Cost of goods sold (goods/material purchases for resale without further processing);*
- + Income from industrial services rendered;*

- + *Commissions and brokerage earned;*
- + *Capital expenditure on built/self-produced;*
- *Opening stocks of goods in process;*
- + *Closing stocks of goods in process;*
- *Opening stocks of finished goods (own manufactured)*
- + *Closing stocks of finished goods (own manufactured)*
- + *Value of services rendered;*
- + *Receipts from electricity sold to others;*
- + *All other output (such as receipts of non-industrial services for example, management fees received, incomes from rental of property, etc.); and*
- + *Research and development expenditure (in-house).*

7. Value of intermediate input

The value of intermediate input is defined by including the following:

- Value of materials and supplies consumed (including transport charges incurred and taxes and duties paid)*
- + *Cost of industrial work done by others (such as repairs and maintenance);*
- + *Electricity and water purchased;*
- + *Value of fuels, lubricants and gas consumed;*
- + *Opening stocks of raw materials, fuels, supplies and packing materials;*
- *Closing stocks of raw materials, fuels, supplies and packing materials;*
- + *Payment for non-industrial services (including advertising fees, legal fees, postage, telecommunication, etc.); and*
- + *All other input costs (including training cost and value of free wearing apparel for workers)*

8. Value added

Value added is the increment to the value of commodities and services contributed by the establishment. This value is derived from the difference between the value of gross output and value of intermediate input.

- 9. Number of persons engaged**
- Number of persons engaged in an establishment is defined as the total number of persons employed during December or the last pay period of the reference year. The number of persons engaged includes all working proprietors and active business partners, unpaid family workers and paid employees as defined in paragraphs i) and ii). Included are part-time workers in the payroll and persons on strike, picket and short-term leave (sick, vacation or emergency leave) excluding workers on indefinite leave.*
- i) **Full-time employees** is defined as all paid workers who work for at least six hours a day and for at least 20 days a month.*
- ii) **Part-time employees** include all paid workers who work for less than six hours a day and/or less than 20 days a month.*
- 10. Category of skilled**
- Category of skilled has been categorised according to Malaysia Standard Classification of Occupations 2013 (MASCO) as follow:*
- i) **High-skilled**
Managers & Professionals and Technician & Associate Professionals;*
- ii) **Semi-skilled**
Clerical Occupations & Operative Workers; and*
- iii) **Low-skilled**
Elementary Workers*
- 11. Value of fixed assets**
- Fixed assets cover all goods, new or used, tangible or intangible that has a normal economic life span of more than one year. Included are land, buildings and structure, transport equipment, computer and peripheral equipment, other*

machinery, equipment and furniture and fittings. Value of assets as at the beginning and end of 2015 was based on net book value. Purchases, alterations and major repairs or capital expenditure during the year were valued at actual costs incurred. Value of fixed assets sold during the year refers to the realised value.

12. Rounding

The sum of the components may not add up to the total in the tables presented in this publication due to rounding.

13. Compound annual growth rate (CAGR)

The calculation of annual growth rate (r) is based on the following formula :

$$y_t = y_0 (1 + r)^t$$

Solving for r,

$$r = \left[e^{\frac{1}{t} \ln \left(\frac{y_t}{y_0} \right)} - 1 \right] \times 100$$

Where,

y_t	=	Value at current year
y_0	=	Value at previous year
t	=	Number of years, $y_t - y_0$
r	=	Compound annual growth rate

14. Symbols & abbreviations

The sum of the components may not add up to the total in the tables presented in this publication due to rounding.

-	<i>nil</i>
&	<i>and</i>
%	<i>per cent</i>
}	<i>combined</i>
>	<i>greater than</i>
<	<i>less than</i>
≤	<i>less than or equal than</i>
CAGR	<i>Compounded Annual Growth Rate</i>
etc.	<i>et cetera</i>
IRIS	<i>International Recommendations of Industrial Statistics</i>
RM	<i>Ringgit Malaysia</i>

Muka surat ini sengaja dibiarkan kosong
This page is deliberately left blank

**BAHAGIAN 3:
JADUAL**

*PART 3:
TABLES*



Muka surat ini sengaja dibiarkan kosong
This page is deliberately left blank

Jadual 1: Perangkaan utama industri petroleum dan gas asli mengikut kumpulan, 2010 dan 2015

Table 1: Principal statistics of petroleum and natural gas industry by group, 2010 and 2015

Kumpulan	Tahun	Bilangan pertubuhan	Nilai output kasar	Nilai input perantaraan	Nilai ditambah	Jumlah pekerja pada bulan Disember atau pada tempoh gaji akhir	Gaji & upah yang dibayar	Nilai harta tetap yang dimiliki pada akhir tahun
Group	Year	Number of establishments	Value of gross output	Value of intermediate input	Value added	Total number of persons engaged during December or the last pay period	Salaries & wages paid	Value of fixed assets owned as at the end of the year
			(RM '000)	(RM '000)	(RM '000)		(RM '000)	(RM '000)
Jumlah/Total	2015	157	120,399,771	21,566,656	98,833,115	41,698	6,660,203	286,443,470
	2010	87	105,939,341	14,529,892	91,409,449	32,701	3,833,262	143,592,740
Pengekstrakan petroleum mentah & gas asli	2015	26	108,892,665	16,531,321	92,361,344	17,950	5,107,977	283,677,496
<i>Extraction of crude petroleum & natural gas</i>	2010	16	98,121,544	11,113,339	87,008,205	12,919	2,512,070	141,161,063
Aktiviti sokongan pengekstrakan petroleum & gas asli	2015	131	11,507,106	5,035,336	6,471,771	23,748	1,552,226	2,765,975
<i>Support activities for petroleum & natural gas extraction</i>	2010	71	7,817,798	3,416,553	4,401,245	19,782	1,321,192	2,431,677

Jadual 1.1: Perangkaan utama kumpulan pengekstrakan petroleum mentah & gas asli, 2010 - 2015

Table 1.1: Principal statistics of extraction of crude petroleum & natural gas group, 2010 - 2015

Tahun	Bilangan pertubuhan	Nilai output kasar	Nilai input perantaraan	Nilai ditambah	Jumlah pekerja pada bulan Disember atau pada tempoh gaji akhir	Gaji & upah yang dibayar	Nilai harta tetap yang dimiliki pada akhir tahun
Year	Number of establishments	Value of gross output	Value of intermediate input	Value added	Total number of persons engaged during December or the last pay period	Salaries & wages paid	Value of fixed assets owned as at the end of the year
		(RM '000)	(RM '000)	(RM '000)		(RM '000)	(RM '000)
2015	26	108,892,665	16,531,321	92,361,344	17,950	5,107,977	283,677,496
2014	19	119,053,528	15,486,010	103,567,518	17,350	4,930,620	239,767,489
2013	19	115,096,165	16,788,570	98,307,595	16,355	4,157,081	185,537,666
2012	16	109,369,827	14,928,202	94,441,625	15,015	3,691,828	214,731,805
2011	16	109,193,006	16,126,193	93,066,813	13,304	2,811,577	146,523,251
2010	16	98,121,544	11,113,339	87,008,205	12,919	2,512,070	141,161,063

Jadual 2: Perangkaan utama industri petroleum dan gas asli mengikut taraf sah, 2015

Table 2: Principal statistics of petroleum and natural gas industry by legal status, 2015

Taraf sah <i>Legal status</i>	Bilangan pertubuhan <i>Number of establishments</i>	Nilai output kasar <i>Value of gross output</i>	Nilai input perantaraan <i>Value of intermediate input</i>	Nilai ditambah <i>Value added</i>	Jumlah pekerja pada bulan Disember atau pada tempoh gaji akhir <i>Total number of persons engaged during December or the last pay period</i>	Gaji & upah yang dibayar <i>Salaries & wages paid</i>	Nilai harta tetap yang dimiliki pada akhir tahun <i>Value of fixed assets owned as at the end of the year</i>
		(RM '000)	(RM '000)	(RM '000)		(RM '000)	(RM '000)
Jumlah/Total	157	120,399,771	21,566,656	98,833,115	41,698	6,660,203	286,443,470
Syarikat sendirian berhad <i>Private limited company</i>	150	90,084,973	17,367,895	72,717,078	38,181	5,471,302	258,638,661
Syarikat awam berhad <i>Public limited company</i>	7	30,314,798	4,198,761	26,116,037	3,517	1,188,901	27,804,810

Jadual 3: Perangkaan utama industri petroleum dan gas asli mengikut hak milik, 2015

Table 3: Principal statistics of petroleum and natural gas industry by ownership, 2015

Hak milik <i>Ownership</i>	Bilangan pertubuhan <i>Number of establishments</i>	Nilai output kasar <i>Value of gross output</i>	Nilai input perantaraan <i>Value of intermediate input</i>	Nilai ditambah <i>Value added</i>	Jumlah pekerja pada bulan Disember atau pada tempoh gaji akhir <i>Total number of persons engaged during December or the last pay period</i>	Gaji & upah yang dibayar <i>Salaries & wages paid</i>	Nilai harta tetap yang dimiliki pada akhir tahun <i>Value of fixed assets owned as at the end of the year</i>
		(RM '000)	(RM '000)	(RM '000)		(RM '000)	(RM '000)
Jumlah/Total	157	120,399,771	21,566,656	98,833,115	41,698	6,660,203	286,443,470
Residen Malaysia <i>Malaysian residents</i>	135	47,168,046	10,096,222	37,071,824	31,150	4,232,338	94,513,134
Hak milik bersama <i>Joint ownership</i>							
Bukan residen Malaysia <i>Non-Malaysian residents</i>	22	73,231,725	11,470,434	61,761,291	10,548	2,427,865	191,930,337

Jadual 3.1: Perangkaan utama kumpulan pengekstrakan petroleum mentah & gas asli mengikut hak milik, 2015

Table 3.1: Principal statistics of extraction of crude petroleum & natural gas group by ownership, 2015

Hak milik <i>Ownership</i>	Bilangan pertubuhan <i>Number of establishments</i>	Nilai output kasar <i>Value of gross output</i>	Nilai input perantaraan <i>Value of intermediate input</i>	Nilai ditambah <i>Value added</i>	Jumlah pekerja pada bulan Disember atau pada tempoh gaji akhir <i>Total number of persons engaged during December or the last pay period</i>	Gaji & upah yang dibayar <i>Salaries & wages paid</i>	Nilai harta tetap yang dimiliki pada akhir tahun <i>Value of fixed assets owned as at the end of the year</i>
		(RM '000)	(RM '000)	(RM '000)		(RM '000)	(RM '000)
Jumlah/Total	26	108,892,665	16,531,321	92,361,344	17,950	5,107,977	283,677,496
Residen Malaysia <i>Malaysian residents</i>	10	37,017,760	5,664,061	31,353,700	10,439	2,815,963	91,929,407
Hak milik bersama <i>Joint ownership</i>							
Bukan residen Malaysia <i>Non-Malaysian residents</i>	16	71,874,905	10,867,260	61,007,644	7,511	2,292,014	191,748,088

Jadual 3.2: Perangkaan utama kumpulan aktiviti sokongan pengekstrakan petroleum & gas asli mengikut hak milik, 2015

Table 3.2: Principal statistics of support activities for petroleum & natural gas extraction group by ownership, 2015

Hak milik <i>Ownership</i>	Bilangan pertubuhan <i>Number of establishments</i>	Nilai output kasar <i>Value of gross output</i>	Nilai input perantaraan <i>Value of intermediate input</i>	Nilai ditambah <i>Value added</i>	Jumlah pekerja pada bulan Disember atau pada tempoh gaji akhir <i>Total number of persons engaged during December or the last pay period</i>	Gaji & upah yang dibayar <i>Salaries & wages paid</i>	Nilai harta tetap yang dimiliki pada akhir tahun <i>Value of fixed assets owned as at the end of the year</i>
		(RM '000)	(RM '000)	(RM '000)		(RM '000)	(RM '000)
Jumlah/Total	131	11,507,106	5,035,336	6,471,771	23,748	1,552,226	2,765,975
Residen Malaysia <i>Malaysian residents</i>	125	10,150,286	4,432,161	5,718,124	20,711	1,416,375	2,583,726
Hak milik bersama <i>Joint ownership</i>							
Bukan residen Malaysia <i>Non-Malaysian residents</i>	6	1,356,821	603,174	753,647	3,037	135,851	182,248

Jadual 4: Perangkaan utama industri petroleum dan gas asli mengikut saiz pekerja, 2015

Table 4: Principal statistics of petroleum and natural gas industry by employment size, 2015

Saiz pekerja	Bilangan pertubuhan	Nilai output kasar	Nilai input perantaraan	Nilai ditambah	Jumlah pekerja pada bulan Disember atau pada tempoh gaji akhir	Gaji & upah yang dibayar	Nilai harta tetap yang dimiliki pada akhir tahun
<i>Employment size</i>	<i>Number of establishments</i>	<i>Value of gross output</i>	<i>Value of intermediate input</i>	<i>Value added</i>	<i>Total number of persons engaged during December or the last pay period</i>	<i>Salaries & wages paid</i>	<i>Value of fixed assets owned as at the end of the year</i>
		(RM '000)	(RM '000)	(RM '000)		(RM '000)	(RM '000)
Jumlah/Total	157	120,399,771	21,566,656	98,833,115	41,698	6,660,203	286,443,470
Kurang daripada 5 pekerja <i>Less than 5 employees</i>	34	3,757,722	377,220	3,380,503	84	3,563	4,416,676
5 pekerja < 30 pekerja <i>5 employees < 30 employees</i>	52	8,943,225	2,554,182	6,389,043	757	55,796	17,125,398
30 pekerja ≤ 75 pekerja <i>30 employees ≤ 75 employees</i>	16	1,549,345	573,760	975,584	792	99,879	2,450,622
Lebih daripada 75 pekerja <i>More than 75 employees</i>	55	106,149,480	18,061,494	88,087,986	40,065	6,500,964	262,450,774

Jadual 5: Perangkaan utama industri petroleum dan gas asli mengikut saiz output kasar, 2015

Table 5: Principal statistics of petroleum and natural gas industry by gross output size, 2015

Saiz output kasar <i>Gross output size</i>	Bilangan pertubuhan <i>Number of establishments</i>	Nilai output kasar <i>Value of gross output</i>	Nilai input perantaraan <i>Value of intermediate input</i>	Nilai ditambah <i>Value added</i>	Jumlah pekerja pada bulan Disember atau pada tempoh gaji akhir <i>Total number of persons engaged during December or the last pay period</i>	Gaji & upah yang dibayar <i>Salaries & wages paid</i>	Nilai harta tetap yang dimiliki pada akhir tahun <i>Value of fixed assets owned as at the end of the year</i>
		(RM '000)	(RM '000)	(RM '000)		(RM '000)	(RM '000)
Jumlah/Total	157	120,399,771	21,566,656	98,833,115	41,698	6,660,203	286,443,470
Kurang daripada RM300,000 <i>Less than RM300,000</i>	20	3,392	1,383	2,008	64	1,596	1,334
RM300,000 < RM3 juta <i>RM300,000 < RM3 million</i>	39	51,682	22,136	29,546	513	15,487	29,950
RM3 juta ≤ RM20 juta <i>RM3 million ≤ RM20 million</i>	23	162,612	63,561	99,051	1,215	69,960	27,602
Lebih daripada RM20 juta <i>More than RM20 million</i>	75	120,182,086	21,479,576	98,702,510	39,906	6,573,160	286,384,584

Jadual 6: Perangkaan utama industri petroleum dan gas asli mengikut saiz harta tetap, 2015

Table 6: Principal statistics of petroleum and natural gas industry by size of fixed assets, 2015

Saiz harta <i>Assets size</i>	Bilangan pertubuhan <i>Number of establishments</i>	Nilai output kasar <i>Value of gross output</i>	Nilai input perantaraan <i>Value of intermediate input</i>	Nilai ditambah <i>Value added</i>	Jumlah pekerja pada bulan Disember atau pada tempoh gaji akhir pada tempoh gaji akhir <i>Total number of persons engaged during December or the last pay period</i>	Gaji & upah yang dibayar <i>Salaries & wages paid</i>	Nilai harta tetap yang dimiliki pada akhir tahun <i>Value of fixed assets owned as at the end of the year</i>
		(RM '000)	(RM '000)	(RM '000)		(RM '000)	(RM '000)
Jumlah/Total	157	120,399,771	21,566,656	98,833,115	41,698	6,660,203	286,443,470
Kurang daripada RM5 bilion <i>Below than RM5 billion</i>	148	57,905,533	12,350,227	45,555,306	29,952	3,052,917	24,780,852
RM5 bilion < RM10 bilion <i>RM5 billion < RM10 billion</i>	3	16,869,997	2,194,867	14,675,131	1,874	384,351	23,831,365
Lebih daripada RM10 bilion <i>More than RM10 billion</i>	6	45,624,241	7,021,563	38,602,678	9,872	3,222,935	237,831,254

Jadual 7: Bilangan pekerja dan gaji & upah industri petroleum dan gas asli mengikut kategori pekerja, 2015
Table 7: Number of persons engaged and salaries & wages of petroleum and natural gas industry by category of workers, 2015

Kategori pekerja <i>Category of workers</i>	Bilangan pekerja pada bulan Disember atau pada tempoh gaji akhir <i>Number of persons engaged during December or the last pay period</i>			Gaji & upah yang dibayar <i>Salaries & wages paid</i>
	Jumlah <i>Total</i>	Lelaki <i>Male</i>	Perempuan <i>Female</i>	
Jumlah/Total	41,698	32,526	9,172	6,660,203
Pekerja bergaji (sepenuh masa) <i>Paid employees (full-time)</i>	41,688	32,516	9,172	6,659,983
Pengurus <i>Managers</i>	2,111	1,626	485	1,265,608
Profesional <i>Professionals</i>	9,346	6,664	2,682	3,035,945
Juruteknik & profesional bersekutu <i>Technicians & associate professionals</i>	8,861	8,255	606	1,529,811
Pekerja Sokongan Perkeranian <i>Clerical Support Workers</i>	1,833	759	1,074	164,666
Pekerja perkhidmatan & Jualan <i>Service & Sales Workers</i>	225	120	105	13,289
Pekerja Kemahiran & Pekerja Pertukangan yang berkaitan <i>Craft & Related Trades Workers</i>	899	751	148	62,756
Operator Mesin & Loji dan Pemasang <i>Plant & Machine Operators and Assemblers</i>	11,535	9,671	1,864	444,068
Pekerja Asas <i>Elementary occupations</i>	6,878	4,670	2,208	143,840
Pekerja bergaji (sambilan) <i>Paid employees (part-time)</i>	10	10	-	220

Jadual 7.1: Bilangan pekerja dan gaji & upah kumpulan pengekstrakan petroleum mentah & gas asli mengikut kategori pekerja, 2015
Table 7.1: Number of persons engaged and salaries & wages of extraction of crude petroleum & natural gas group by category of workers, 2015

Kategori pekerja <i>Category of workers</i>	Bilangan pekerja pada bulan Disember atau pada tempoh gaji akhir <i>Number of persons engaged during December or the last pay period</i>			Gaji & upah yang dibayar <i>Salaries & wages paid</i>
	Jumlah <i>Total</i>	Lelaki <i>Male</i>	Perempuan <i>Female</i>	
Jumlah/Total	17,950	14,414	3,536	5,107,977
Pekerja bergaji (sepenuh masa) <i>Paid employees (full-time)</i>	17,950	14,414	3,536	5,107,977
Pengurus <i>Managers</i>	1,097	914	183	864,404
Profesional <i>Professionals</i>	8,089	5,817	2,272	2,734,810
Juruteknik & profesional bersekutu <i>Technicians & associate professionals</i>	6,680	6,354	326	1,281,963
Pekerja Sokongan Perkeranian <i>Clerical Support Workers</i>	1,067	476	591	119,717
Pekerja perkhidmatan & Jualan <i>Service & Sales Workers</i>	-	-	-	-
Pekerja Kemahiran & Pekerja Pertukangan yang berkaitan <i>Craft & Related Trades Workers</i>	119	75	44	3,748
Operator Mesin & Loji dan Pemasang <i>Plant & Machine Operators and Assemblers</i>	679	594	85	87,085
Pekerja Asas <i>Elementary occupations</i>	219	184	35	16,250
Pekerja bergaji (sambilan) <i>Paid employees (part-time)</i>	-	-	-	-

Jadual 7.2: Bilangan pekerja dan gaji & upah kumpulan aktiviti sokongan pengekstrakan petroleum & gas asli mengikut kategori pekerja, 2015
Table 7.2: Number of persons engaged and salaries & wages of support activities for petroleum & natural gas extraction group by category of workers, 2015

Kategori pekerja <i>Category of workers</i>	Bilangan pekerja pada bulan Disember atau pada tempoh gaji akhir <i>Number of persons engaged during December or the last pay period</i>			Gaji & upah yang dibayar <i>Salaries & wages paid</i>
	Jumlah <i>Total</i>	Lelaki <i>Male</i>	Perempuan <i>Female</i>	
Jumlah/Total	23,748	18,112	5,636	1,552,226
Pekerja bergaji (sepenuh masa) <i>Paid employees (full-time)</i>	23,738	18,102	5,636	1,552,006
Pengurus <i>Managers</i>	1,014	712	302	401,204
Profesional <i>Professionals</i>	1,257	847	410	301,135
Juruteknik & profesional bersekutu <i>Technicians & associate professionals</i>	2,181	1,901	280	247,848
Pekerja Sokongan Perkeranian <i>Clerical Support Workers</i>	766	283	483	44,949
Pekerja perkhidmatan & Jualan <i>Service & Sales Workers</i>	225	120	105	13,289
Pekerja Kemahiran & Pekerja Pertukangan yang berkaitan <i>Craft & Related Trades Workers</i>	780	676	104	59,008
Operator Mesin & Loji dan Pemasang <i>Plant & Machine Operators and Assemblers</i>	10,856	9,077	1,779	356,983
Pekerja Asas <i>Elementary occupations</i>	6,659	4,486	2,173	127,590
Pekerja bergaji (sambilan) <i>Paid employees (part-time)</i>	10	10	-	220

Jadual 8: Bilangan pekerja mengikut kelulusan akademik dalam industri petroleum dan gas asli, 2015*Table 8: Number of persons engaged by academic qualification in petroleum and natural gas industry, 2015*

Kelulusan <i>Qualification</i>	Bilangan pekerja seperti pada Disember 2015 atau pada tempoh gaji terakhir <i>Number of persons engaged as at December 2015 or during the last pay period</i>		
	Jumlah <i>Total</i>	Lelaki <i>Male</i>	Perempuan <i>Female</i>
Jumlah/Total	41,698	32,526	9,172
Pascasiswazah <i>Postgraduate</i>	1,351	1,042	309
Ijazah sarjana muda/Diploma lanjutan atau yang setaraf <i>Bachelor/Advanced Diploma or equivalent</i>	10,577	7,622	2,955
Diploma <i>Diploma</i>	5,131	4,007	1,124
STPM atau yang setaraf <i>STPM or equivalent</i>	652	450	202
Sijil <i>Certificate</i>	5,084	4,895	189
SPM/SPM(V) atau yang setaraf <i>SPM/SPM(V) or equivalent</i>	14,474	11,552	2,922
Di bawah taraf kelulusan SPM/SPM(V) <i>Below SPM/SPM(V) qualification</i>	4,429	2,958	1,471

Jadual 8.1: Bilangan pekerja mengikut kelulusan akademik dalam kumpulan pengekstrakan petroleum mentah & gas asli, 2015

Table 8.1: Number of persons engaged by academic qualification in extraction of crude petroleum & natural gas group, 2015

Kelulusan <i>Qualification</i>	Bilangan pekerja seperti pada Disember 2015 atau pada tempoh gaji terakhir <i>Number of persons engaged as at December 2015 or during the last pay period</i>		
	Jumlah <i>Total</i>	Lelaki <i>Male</i>	Perempuan <i>Female</i>
Jumlah/Total	17,950	14,414	3,536
Pascasiswazah <i>Postgraduate</i>	755	586	169
Ijazah sarjana muda/Diploma lanjutan atau yang setaraf <i>Bachelor/Advanced Diploma or equivalent</i>	8,510	6,159	2,351
Diploma <i>Diploma</i>	3,031	2,394	637
STPM atau yang setaraf <i>STPM or equivalent</i>	375	322	53
Sijil <i>Certificate</i>	3,816	3,743	73
SPM/SPM(V) atau yang setaraf <i>SPM/SPM(V) or equivalent</i>	1,423	1,177	246
Di bawah taraf kelulusan SPM/SPM(V) <i>Below SPM/SPM(V) qualification</i>	40	33	7

Jadual 8.2: Bilangan pekerja mengikut kelulusan akademik dalam kumpulan aktiviti sokongan pengekstrakan petroleum & gas asli, 2015

Table 8.2: Number of persons engaged by academic qualification in support activities for petroleum & natural gas extraction group, 2015

Kelulusan <i>Qualification</i>	Bilangan pekerja seperti pada Disember 2015 atau pada tempoh gaji terakhir <i>Number of persons engaged as at December 2015 or during the last pay period</i>		
	Jumlah <i>Total</i>	Lelaki <i>Male</i>	Perempuan <i>Female</i>
Jumlah/Total	23,748	18,112	5,636
Pascasiswazah <i>Postgraduate</i>	596	456	140
Ijazah sarjana muda/Diploma lanjutan atau yang setaraf <i>Bachelor/Advanced Diploma or equivalent</i>	2,067	1,463	604
Diploma <i>Diploma</i>	2,100	1,613	487
STPM atau yang setaraf <i>STPM or equivalent</i>	277	128	149
Sijil <i>Certificate</i>	1,268	1,152	116
SPM/SPM(V) atau yang setaraf <i>SPM/SPM(V) or equivalent</i>	13,051	10,375	2,676
Di bawah taraf kelulusan SPM/SPM(V) <i>Below SPM/SPM(V) qualification</i>	4,389	2,925	1,464

Jadual 9: Bilangan pekerja dan gaji & upah yang dibayar mengikut kewarganegaraan dan jantina, 2015

Table 9: Number of persons engaged and salaries & wages by citizenship and sex, 2015

Kumpulan <i>Group</i>	Bilangan pekerja pada bulan Disember atau pada tempoh gaji akhir <i>Number of persons engaged during December or the last pay period</i>					Gaji & upah yang dibayar <i>Salaries & wages paid</i> (RM '000)
	Jumlah <i>Total</i>	Lelaki <i>Male</i>		Perempuan <i>Female</i>		
		Warganegara <i>Malaysian</i>	Bukan Warganegara <i>Non-Malaysian</i>	Warganegara <i>Malaysian</i>	Bukan Warganegara <i>Non-Malaysian</i>	
Jumlah/Total	41,698	25,763	6,763	7,543	1,629	6,660,203
Pengekstrakan petroleum mentah dan gas asli <i>Extraction of crude petroleum and natural gas</i>	17,950	13,526	888	3,472	64	5,107,977
Aktiviti sokongan pengekstrakan petroleum dan gas asli <i>Support activities for petroleum and natural gas extraction</i>	23,748	12,237	5,875	4,071	1,565	1,552,226

Jadual 10: Bilangan pekerja dan gaji & upah yang dibayar mengikut kemahiran dan jantina, 2015

Table 10: Number of persons engaged and salaries & wages by skill and sex, 2015

Keterangan kumpulan <i>Group description</i>	Bilangan pekerja pada bulan Disember atau pada tempoh gaji akhir <i>Number of persons engaged during December or the last pay period</i>			Gaji & upah yang dibayar <i>Salaries & wages paid</i> (RM'000)
	Jumlah <i>Total</i>	Lelaki <i>Male</i>	Perempuan <i>Female</i>	
* Jumlah/ <i>Total</i>	41,688	32,516	9,172	6,659,983
Pekerja Mahir <i>High-Skilled workers</i>	20,318	16,545	3,773	5,831,364
Pekerja Separuh Mahir <i>Semi-Skilled workers</i>	14,492	11,301	3,191	684,779
Pekerja Kurang Mahir <i>Low-Skilled workers</i>	6,878	4,670	2,208	143,840

* Tidak termasuk pemilik yang bekerja dan rakan niaga yang aktif, pekerja keluarga tidak bergaji dan pekerja bergaji (sambilan)
Excludes working proprietors and active business partners, unpaid family workers and paid employees (part-time)

Jadual 11: Nilai harta tetap mengikut jenis harta, 2015

Table 11: Value of fixed assets by type of assets, 2015

(RM '000)

Jenis harta <i>Type of assets</i>	Nilai buku bersih seperti pada 01.01.2015 <i>Net book value as at 01.01.2015</i>	Perbelanjaan modal <i>Capital expenditure</i>	Harta yang dijual dalam tahun 2015 <i>Assets sold during 2015</i>	Susut nilai semasa <i>Current depreciation</i>	Nilai buku bersih seperti pada 31.12.2015 <i>Net book value as at 31.12.2015</i>	Sewa yang dibayar dalam tahun 2015 <i>Rent paid during 2015</i>
Jumlah/Total	245,165,406	63,522,075	8,561,136	16,218,816	286,443,470	1,123,661
Harta tetap/Fixed assets						
Tanah/Land	951,422	4,183	1,261	125,438	1,093,854	9,416
Bangunan dan binaan lain/Buildings and other construction	25,280,306	1,045,682	427,431	35,790	25,859,011	213,215
Pembangunan tanah/Land improvement	1,437	2,163	-	636	2,964	-
Alat pengangkutan/Transport equipment						
Kereta penumpang/Passenger cars	34,843	2,075	609	901	35,612	1,050
Kenderaan perdagangan/Commercial vehicles	97,535	16,895	-	7,348	107,722	2,268
Lain-lain/Others	31,644	10,838	32	5,521	37,320	688,205
Komputer/Computer						
Perkakasan komputer/Computer hardware	120,859	14,744	2,742	22,022	110,611	20,681
Perisian komputer/Computer software	140,005	18,135	1,426	19,198	149,696	10,490
Peralatan telekomunikasi/Telecommunications equipment	23,858	182	83	1,278	22,680	1,885
Jentera dan kelengkapan/Machinery and equipment	77,289,731	45,629,961	2,340,505	10,061,425	111,142,453	158,801
Perabot dan pemasangan/Furniture and fittings	138,138	30,881	1,679	24,333	152,977	78
Eksplorasi mineral/Mineral exploration	68,051,896	5,269,278	1,614,450	4,381,655	66,729,777	17,573
Harta lain/Other assets	73,003,730	11,477,058	4,170,917	1,533,270	80,998,792	-

Jadual 12: Nilai input perantaraan mengikut kumpulan, 2015

Table 12: Value of intermediate input by group, 2015

Kumpulan <i>Group</i>	Bilangan pertubuhan <i>Number of establishments</i>	Nilai input perantaraan <i>Value of intermediate input</i>			
		Jumlah <i>Total</i>	Kos bahan mentah <i>Cost of raw materials</i>	Perkhidmatan bukan perindustrian <i>Non-industrial services</i>	Kos input lain yang dibayar <i>Other input cost</i>
		(RM '000)	(RM '000)	(RM '000)	(RM '000)
Jumlah/Total	157	21,566,656	8,388,861	4,742,916	8,434,878
Pengekstrakan petroleum mentah & gas asli <i>Extraction of crude petroleum & natural gas</i>	26	16,531,321	5,434,551	3,548,475	7,548,295
Aktiviti sokongan pengekstrakan petroleum & gas asli <i>Support activities for petroleum & natural gas extraction</i>	131	5,035,335	2,954,310	1,194,441	886,583

Muka surat ini sengaja dibiarkan kosong
This page is deliberately left blank

LAMPIRAN
APPENDIX

**PIAWAIAN KLASIFIKASI
INDUSTRI MALAYSIA,
2008 Ver. 1.0
(INDUSTRI PETROLEUM
DAN GAS ASLI)**

*MALAYSIAN STANDARD
INDUSTRIAL CLASSIFICATION,
2008 Ver. 1.0
(PETROLEUM AND NATURAL
GAS INDUSTRY)*



Muka surat ini sengaja dibiarkan kosong
This page is deliberately left blank

Piawaian Klasifikasi Industri Malaysia, 2008 Ver. 1.0
Malaysia Standard Industrial Classification, 2008 Ver.1.0

MSIC 2008 dan keterangan <i>MSIC 2008 and description</i>		MSIC 2000
06	PENGEKSTRAKAN PETROLEUM MENTAH DAN GAS ASLI <i>EXTRACTION OF CRUDE PETROLEUM AND NATURAL GAS</i>	
061	Pengekstrakan petroleum mentah <i>Extraction of crude petroleum</i>	
06101	Pengekstrakan minyak petroleum mentah <i>Extraction of crude petroleum oils</i>	11100P
06102	Pengekstrakan bitumen atau minyak batu syal dan pasir tar <i>Extraction of bituminous or oil shale and tar sand</i>	11100P
06103	Pengeluaran petroleum mentah daripada batu syal dan pasir berbitumen <i>Production of crude petroleum from bituminous shale and sand</i>	11100P
06104	Proses mendapatkan minyak mentah <i>Processes to obtain crude oils</i>	11100P
062	Pengekstrakan gas asli <i>Extraction of natural gas</i>	
06201	Pengeluaran hidrokarbon mentah bergas (gas asli) <i>Production of crude gaseous hydrocarbon (natural gas)</i>	11100P
06202	Pengekstrakan kondensat <i>Extraction of condensates</i>	11100P
06203	Penyaliran dan pemisahan komponen hidrokarbon cecair <i>Draining and separation of liquid hydrocarbon fractions</i>	11100P
06204	Penyahsulfuran gas <i>Gas desulphurization</i>	11100P
06205	Perlombongan cecair hidrokarbon, diperoleh melalui pencairan atau penguraian kimia (pyrolysis) <i>Mining of hydrocarbon liquids, obtain through liquefaction or pyrolysis</i>	11100P
09	AKTIVITI PERKHIDMATAN SOKONGAN PERLOMBONGAN <i>MINING SUPPORT SERVICE ACTIVITIES</i>	
091	Aktiviti sokongan pengekstrakan petroleum dan gas asli <i>Support activities for petroleum and natural gas extraction</i>	
09101	Aktiviti pengekstrakan petroleum dan gas yang dibekalkan atas dasar kontrak atau yuran <i>Oil and gas extraction service activities provided on a fee or contract basis</i>	11100P, 11200P, 74212P, 74213P,
09102	Perkhidmatan memadam kebakaran di lapangan minyak dan gas <i>Oil and gas field fire fighting services</i>	11200P

Muka surat ini sengaja dibiarkan kosong
This page is deliberately left blank

PENERBITAN INI BOLEH JUGA DIPEROLEH DI JABATAN PERANGKAAN NEGERI SEPERTI BERIKUT:

THIS PUBLICATION IS ALSO AVAILABLE AT THE FOLLOWING STATES DEPARTMENT OF STATISTICS:

Pengarah,
Jabatan Perangkaan Malaysia Negeri Johor,
Tingkat 14, Menara Tabung Haji,
Jalan Air Molek,
80000 Johor Bahru, Johor.
Tel : 07 - 225 3700
Faks : 07 - 224 9972
E-mel : jpjohor@stats.gov.my

Pengarah,
Jabatan Perangkaan Malaysia Negeri Perak,
Tingkat 3, Blok A, Bangunan Persekutuan Ipoh,
Jalan Dato' Seri Ahmad Said (Greentown),
30450 Ipoh, Perak.
Tel : 05 - 255 4963
Faks : 05 - 255 1073
E-mel : jpperak@stats.gov.my

Pengarah,
Jabatan Perangkaan Malaysia Negeri Kedah,
Aras 1, Zon C, Wisma Persekutuan,
Pusat Pentadbiran Kerajaan Persekutuan,
Bandar Muadzam Shah,
06550 Anak Bukit, Alor Setar, Kedah.
Tel : 04 - 700 1240
Faks : 04 - 733 8412
E-mel : jpkedah@stats.gov.my

Pengarah,
Jabatan Perangkaan Malaysia Negeri Perlis,
Tingkat 1, Bangunan Perodua Kangar,
No. 2, Persiaran Jubli Perak,
01000 Kangar, Perlis.
Tel : 04 - 976 7381
Faks : 04 - 976 8950
E-mel : jpperlis@stats.gov.my

Pengarah,
Jabatan Perangkaan Malaysia Negeri Kelantan,
Tingkat 8, Bangunan Persekutuan,
Jalan Bayam,
15514 Kota Bharu, Kelantan.
Tel : 09 - 7419449
Faks : 09 - 7482142
E-mel : jpkelantan@stats.gov.my

Pengarah,
Jabatan Perangkaan Malaysia Negeri Selangor,
Tingkat 9, Bangunan Darul Ehsan,
Jalan Indah, Seksyen 14,
40000 Shah Alam, Selangor.
Tel : 03 - 5515 0200
Faks : 03 - 5518 0408
E-mel : jpselangor@stats.gov.my

Pengarah,
Jabatan Perangkaan Malaysia Negeri Melaka,
Aras 7 & 8, Wisma Persekutuan,
Jalan MITC, Hang Tuah Jaya,
75450 Ayer Keroh, Melaka.
Tel : 06 - 252 2725
Faks : 06 - 252 2711
E-mel : jpmelaka@stats.gov.my

Pengarah,
Jabatan Perangkaan Malaysia Negeri Terengganu,
Tingkat 9, Wisma Persekutuan,
Jalan Sultan Ismail,
20200 Kuala Terengganu, Terengganu.
Tel : 09 - 622 3062
Faks : 09 - 622 9659
E-mel : jpterengganu@stats.gov.my

Pengarah,
Jabatan Perangkaan Malaysia Negeri Sembilan,
Tingkat 12, Wisma Persekutuan,
Jalan Dato' Abdul Kadir,
70000 Seremban, Negeri Sembilan.
Tel : 06 - 765 5000
Faks : 06 - 765 5002
E-mel : jpnsembilan@stats.gov.my

Pengarah,
Jabatan Perangkaan Malaysia Negeri Sabah,
Tingkat 1-3, Blok C, Kompleks Pentadbiran
Kerajaan Persekutuan Sabah, Jalan UMS,
Beg Berkunci No. 2046,
88999 Kota Kinabalu, Sabah.
Tel : 088 - 484 602
Faks : 088 - 484 659
E-mel : jpsabah@stats.gov.my

Pengarah,
Jabatan Perangkaan Malaysia Negeri Pahang,
Tingkat 7, Bangunan Persekutuan,
Jalan Gambut,
25000 Kuantan, Pahang.
Tel : 09 - 516 3931/7
Faks : 09 - 514 4636
E-mel : jppahang@stats.gov.my

Pengarah,
Jabatan Perangkaan Malaysia Negeri Sarawak,
Tingkat 7 & 8, Bangunan Tun Datuk Patinggi
Tuanku Haji Bujang, Jalan Simpang Tiga,
93514 Kuching, Sarawak.
Tel : 082 - 240 287
Faks : 082 - 242 609
E-mel : jpsarawak@stats.gov.my

Pengarah,
Jabatan Perangkaan Malaysia Negeri Pulau Pinang,
Tingkat 6, Bangunan Persekutuan,
10400, Jalan Anson, Pulau Pinang.
Tel : 04 - 226 6244
Faks : 04 - 229 9499
E-mel : jppinang@stats.gov.my

Pengarah,
Jabatan Perangkaan Malaysia
Wilayah Persekutuan,
Tingkat 14 & 15, Wisma Sime Darby,
Jalan Raja Laut,
50350 Kuala Lumpur.
Tel : 03 - 2267 2400
Faks : 03 - 2274 5075
E-mel : jwpkl@stats.gov.my

Muka surat ini sengaja dibiarkan kosong
This page is deliberately left blank