



ISSN 0127-6778



PERANGKAAN GETAH BULANAN
MONTHLY RUBBER STATISTICS
MALAYSIA

MEI
MAY **2017**



JABATAN PERANGKAAN MALAYSIA
DEPARTMENT OF STATISTICS, MALAYSIA





MEI
MAY 2017

PERANGKAAN GETAH BULANAN
MONTHLY RUBBER STATISTICS
MALAYSIA

Dikeluarkan pada 12 Julai 2017
Released on 12 July 2017

JABATAN PERANGKAAN MALAYSIA
DEPARTMENT OF STATISTICS, MALAYSIA

KATA PENGANTAR

Penerbitan ini memaparkan statistik pengeluaran, import, eksport, penggunaan domestik, stok, harga serta bilangan pekerja, gaji & upah dan produktiviti bagi estet getah berdasarkan Banci Getah Bulanan. Statistik ini merupakan petunjuk penting untuk dijadikan sebagai input dalam merancang, memantau dan menilai prestasi industri getah di Malaysia.

Penerbitan ini dikeluarkan secara bulanan dan dibahagikan kepada tiga bahagian iaitu ringkasan penemuan, jadual dan nota teknikal. Konsep dan definisi di dalam nota teknikal adalah untuk membantu pengguna memahami statistik yang diterbitkan.

Jabatan merakamkan setinggi-tinggi penghargaan atas kerjasama yang diberikan oleh semua pihak yang telah menyumbang dalam penyediaan penerbitan ini. Setiap maklum balas dan cadangan untuk menambah baik penerbitan ini pada masa akan datang amatlah dihargai.

DR. MOHD UZIR BIN MAHIDIN

Ketua Perangkawan Malaysia

Julai 2017

PREFACE

This publication shows the statistics on production, imports, exports, domestic consumption, stock, prices and number of employees, salaries & wages and productivity of rubber estate based on Monthly Rubber Census. These statistics are important indicators to be used as inputs in planning, monitoring and evaluating the performance of rubber industry in Malaysia.

This publication is issued on a monthly basis and divided into three parts namely summary of findings, tables and technical notes. The concepts and definitions in the technical notes is to help users to understand the published statistics.

The Department gratefully acknowledges the cooperation rendered by all parties who have contributed in the preparation of this publication. Every feedback and suggestion towards improving future publication is highly appreciated.

DR. MOHD UZIR BIN MAHIDIN

Chief Statistician, Malaysia

July 2017

KANDUNGAN

CONTENTS

	Muka surat <i>Page</i>
 Kata Pengantar <i>Preface</i>	i
 Kalendar Awalan Keluaran 2017 <i>Advance Release Calendar Year 2017</i>	iv
 Pengeluaran Getah Asli Mengikut Negara ANRPC, 2014-2017 <i>Rubber Statistics by ANRPC Countries, 2014-2017</i>	v
 Perangkaan Getah Mengikut Negara ANRPC, Mei 2017 <i>Rubber Statistics by ANRPC Countries, May 2017</i>	v
 Perangkaan Utama Getah, Malaysia, Mei 2017 <i>Principal Statistics of Rubber, Malaysia, May 2017</i>	vi
 Pengeluaran, Eksport, Import, Penggunaan Domestik dan Stok Bulanan bagi Getah Asli 2016/2017 <i>Monthly Production, Exports, Imports, Domestic Consumption and Stocks of Natural Rubber 2016/2017</i>	vi
 Senarai Jadual <i>List of Tables</i>	vii
 Ringkasan Penemuan <i>Summary of Findings</i>	1
 Jadual <i>Tables</i>	13
 Nota Teknikal <i>Technical Notes</i>	27

KALENDAR AWALAN KELUARAN 2017

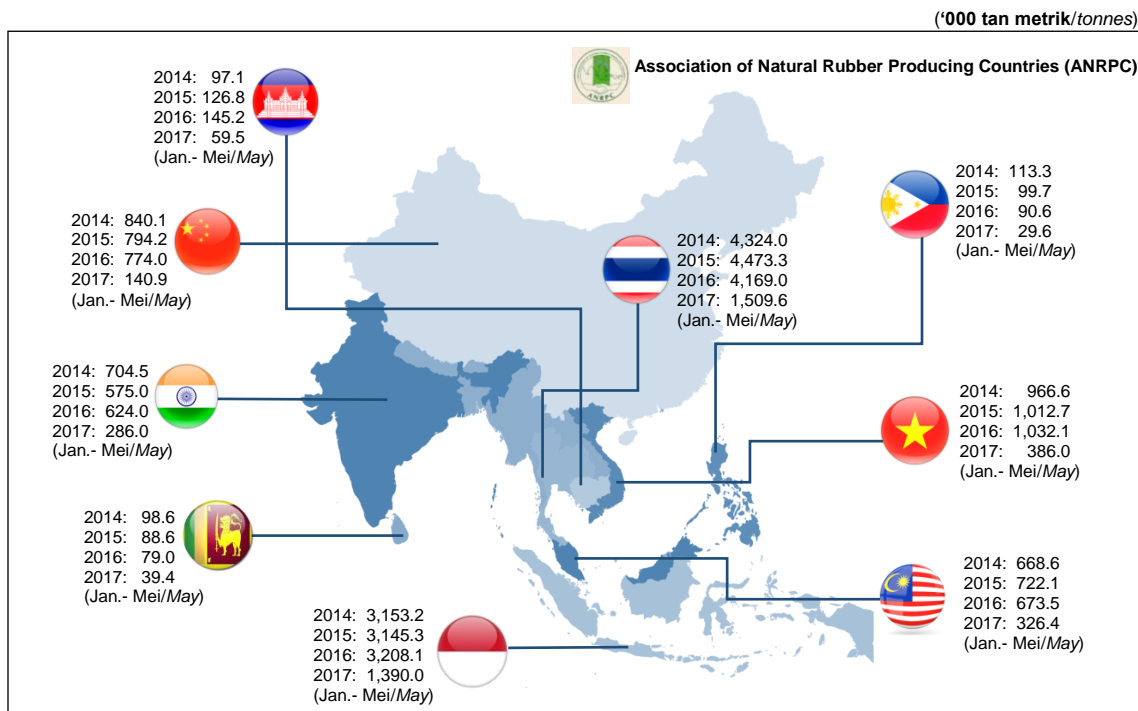
ADVANCE RELEASE CALENDAR YEAR 2017

Bulan rujukan <i>Reference month</i>	Tarikh <i>Date</i>
November 2016	12-01-2017
Disember 2016 <i>December 2016</i>	14-02-2017
Januari 2017 <i>January 2017</i>	13-03-2017
Februari 2017 <i>February 2017</i>	12-04-2017
Mac 2017 <i>March 2017</i>	12-05-2017
April 2017	14-06-2017
Mei 2017 <i>May 2017</i>	12-07-2017
Jun 2017 <i>June 2017</i>	11-08-2017
Julai 2017 <i>July 2017</i>	13-09-2017
Ogos 2017 <i>August 2017</i>	12-10-2017
September 2017	13-11-2017
Oktober 2017 <i>October 2017</i>	13-12-2017

**NEGARA-NEGARA PENGELUAR
GETAH ASLI**

***NATURAL RUBBER PRODUCING
COUNTRIES***

PENGELUARAN GETAH ASLI MENGIKUT NEGARA ANRPC, 2014-2017
NATURAL RUBBER PRODUCTION BY ANRPC COUNTRIES, 2014-2017



Sumber: Kementerian Perusahaan Perladangan dan Komoditi
 Source: Ministry of Plantation Industries and Commodities

PERANGKAAAN GETAH MENGIKUT NEGARA ANRPC, MEI 2017
RUBBER STATISTICS BY ANRPC COUNTRIES, MAY 2017

('000 tan metrik/tonnes)

Negara Country	Pengeluaran Production	Penggunaan Consumption	Eksport Exports
Cambodia	13.7	-	13.3
China	89.7	421.0	3.6
India	50.0	86.0	1.0
Indonesia	280.0	54.0	227.0
Malaysia	44.0	40.9	50.6
Philippines	10.4	3.0	2.8
Sri Lanka	7.5	11.9	2.3
Thailand	297.7	54.3	260.5
Viet Nam	70.0	18.0	60.0

Sumber: Kementerian Perusahaan Perladangan dan Komoditi
 Source: Ministry of Plantation Industries and Commodities

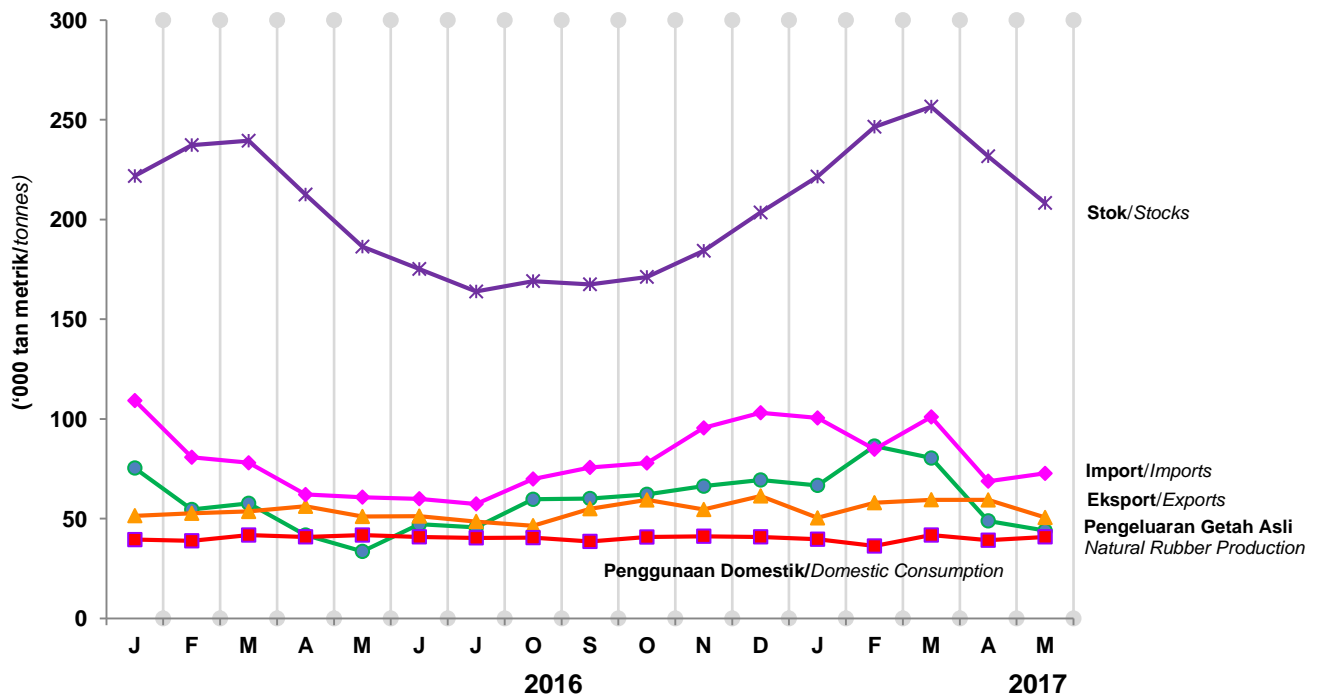
**PERANGKAAAN UTAMA GETAH,
MALAYSIA**

***PRINCIPAL STATISTICS OF
RUBBER, MALAYSIA***

PERANGKAAAN UTAMA GETAH, MALAYSIA, MEI 2017
PRINCIPAL STATISTICS OF RUBBER, MALAYSIA, MAY 2017

Perangkaan Utama <i>Principal Statistics</i>	Mei May 2017	April 2017	Mei May 2016	Perubahan bulan ke bulan <i>Change month-on-month</i> (%)	Perubahan tahun ke tahun <i>Change year-on-year</i> (%)
Pengeluaran / <i>Production</i> (tan metrik / <i>tonnes</i>)	44,010	48,889	33,558	-10.0	31.1
Eksport / <i>Exports</i> (tan metrik / <i>tonnes</i>)	50,630	59,437	51,146	-14.8	-1.0
Import / <i>Imports</i> (tan metrik / <i>tonnes</i>)	72,665	68,843	60,800	5.6	19.5
Penggunaan domestik <i>Domestic consumption</i> (tan metrik / <i>tonnes</i>)	40,896	39,168	41,751	4.4	-2.0
Stok akhir / <i>Closing stocks</i> (tan metrik / <i>tonnes</i>)	208,299	231,665	186,377	-10.1	11.8
Bil. pekerja bergaji (estet) <i>Number of paid workers (estate)</i>	9,723	9,548	10,844	1.8	-10.3
Gaji & upah (RM'000) (estet) <i>Salaries & wages (RM'000) (estate)</i>	12,355	11,399	11,413	8.4	8.3

**PENGELUARAN, EKSPORT, IMPORT, PENGGUNAAN DOMESTIK DAN
STOK BULANAN BAGI GETAH ASLI 2016/2017**
**MONTHLY PRODUCTION, EXPORTS, IMPORTS, DOMESTIC CONSUMPTION AND
STOCKS OF NATURAL RUBBER 2016/2017**



SENARAI JADUAL

LIST OF TABLES

Jadual Table		Muka surat Page
1	Penawaran dan Permintaan Getah Asli <i>Supply and Demand of Natural Rubber</i>	13
2	Pengeluaran Getah Asli mengikut Hak Milik <i>Production of Natural Rubber by Ownership</i>	14
3	Eksport Getah Asli mengikut Jenis Terpilih <i>Exports of Natural Rubber by Selected Type</i>	15
4	Eksport Getah Asli mengikut Negara yang Dituju <i>Exports of Natural Rubber by Country of Destination</i>	16
5	Eksport Getah Mutu Malaysia (G.M.M.) mengikut Gred <i>Exports of Standard Malaysian Rubber (S.M.R.) by Grade</i>	18
6	Import Getah Asli mengikut Jenis Terpilih <i>Imports of Natural Rubber by Selected Type</i>	19
7	Import Getah Asli mengikut Negara Asal <i>Imports of Natural Rubber by Country of Origin</i>	20
8	Stok Getah Asli pada Akhir Bulan mengikut Banci <i>Stocks of Natural Rubber Held at the End of the Month by Census</i>	21
9	Pengeluaran dan Stok Susu Getah Pekat <i>Production and Stocks of Latex Concentrate</i>	21
10	Penggunaan Domestik Getah Asli mengikut Industri <i>Domestic Consumption of Natural Rubber by Industry</i>	22
11	Harga Purata Bulanan bagi Getah Asli (Sebut Harga pada Waktu Tengah hari - "F.O.B.") <i>Average Monthly Price of Natural Rubber (Noon Quotations - F.O.B.)</i>	23
12	Guna Tenaga dan Gaji & Upah Dibayar mengikut Kategori Pekerja di Estet Getah <i>Employment and Salaries & Wages Paid in Rubber Estates by Category of Workers</i>	24
13	Produktiviti Pengeluaran dan Penoreh bagi Estet Getah <i>Productivity of Production and Tappers in Rubber Estates</i>	25
14	Pengeluaran, Keluasan Ditoreh dan Purata Bilangan Hari Menoreh bagi Estet Getah mengikut Negeri <i>Production, Tapped Area and Average Number of Tapping Days in Rubber Estates by States</i>	26

RINGKASAN PENEMUAN

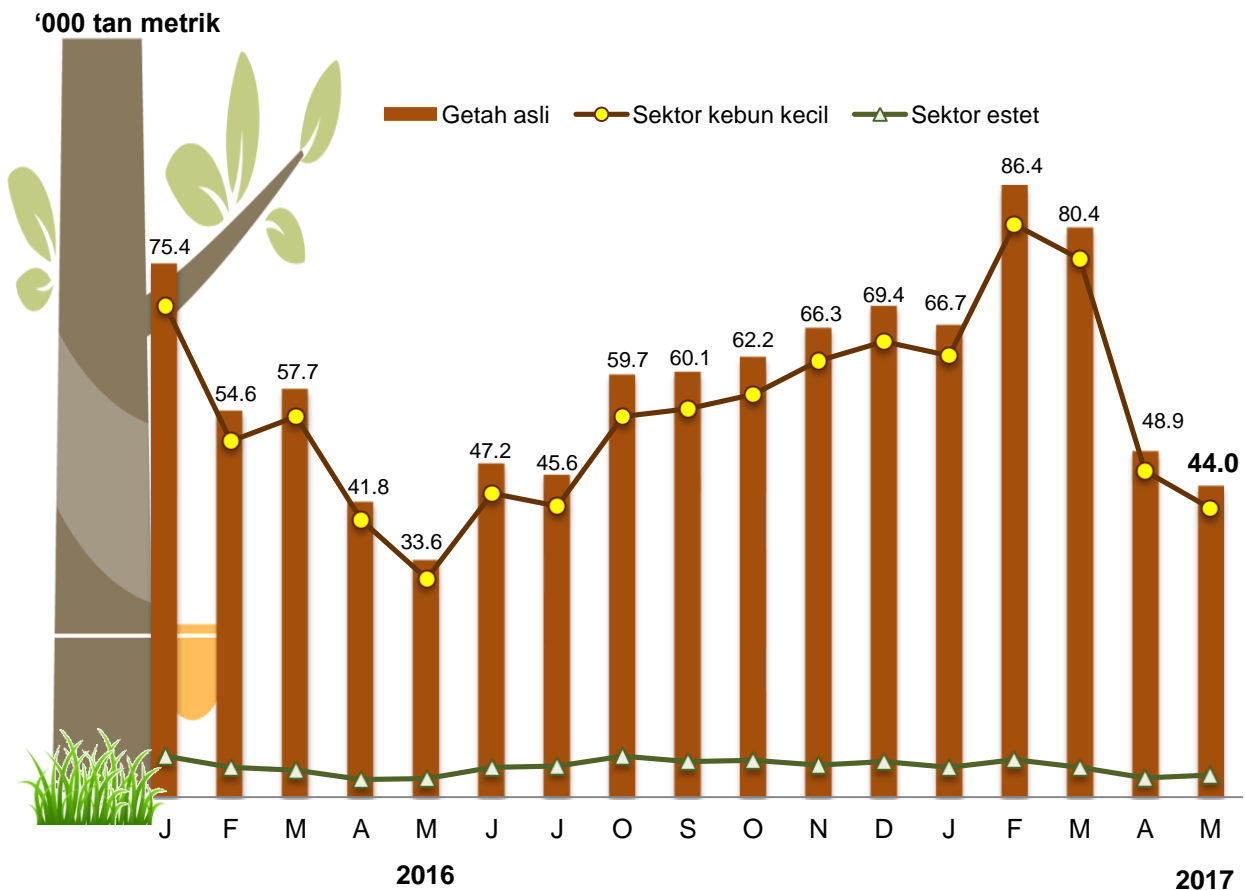
SUMMARY OF FINDINGS

PERANGKAAAN GETAH BULANAN MALAYSIA, MEI 2017[#]

1. PENGELUARAN

Pengeluaran getah asli pada Mei 2017 dicatatkan sebanyak **44,010** tan metrik, merosot **10.0** peratus berbanding **48,889** tan metrik pada April 2017 tetapi ia meningkat **31.1** peratus berbanding Mei 2016. Sektor kebun kecil menyumbang **92.9** peratus daripada jumlah pengeluaran. Bagi perbandingan bulan ke bulan, pengeluaran getah asli di sektor estet menunjukkan peningkatan **16.6** peratus manakala pengeluaran di sektor kebun kecil berkurang sebanyak **11.5** peratus.

Carta 1: Pengeluaran getah bulanan dari estet dan kebun kecil



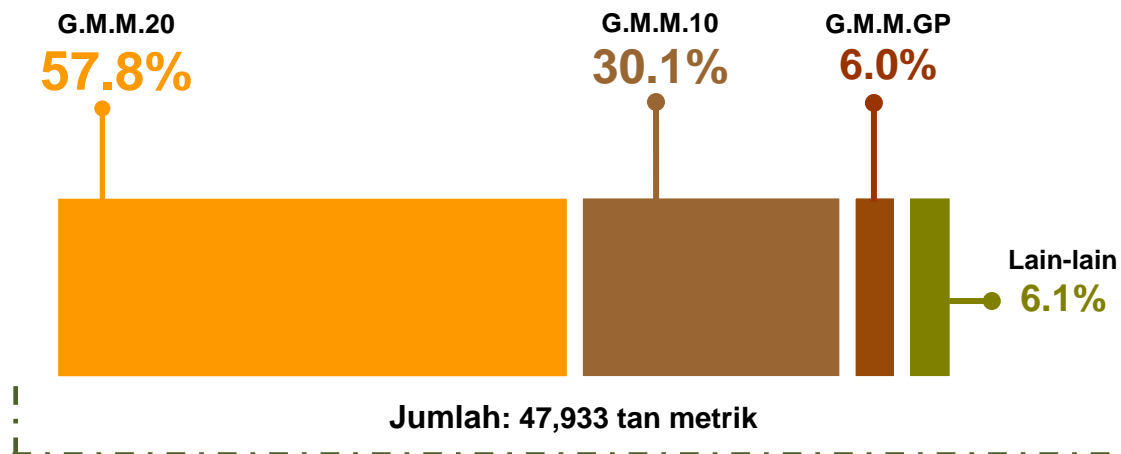
Nota:

- #1. Laporan ini boleh diperolehi daripada portal Jabatan Perangkaan Malaysia (<https://www.dosm.gov.my>) di bawah ruangan: **Siaran Terkini**.
2. Data bagi bulan Mei 2017 merupakan data **awalan**. Data ini akan dikemaskini berdasarkan data terkini yang diperolehi dan akan diterbitkan dalam penerbitan Jun 2017.

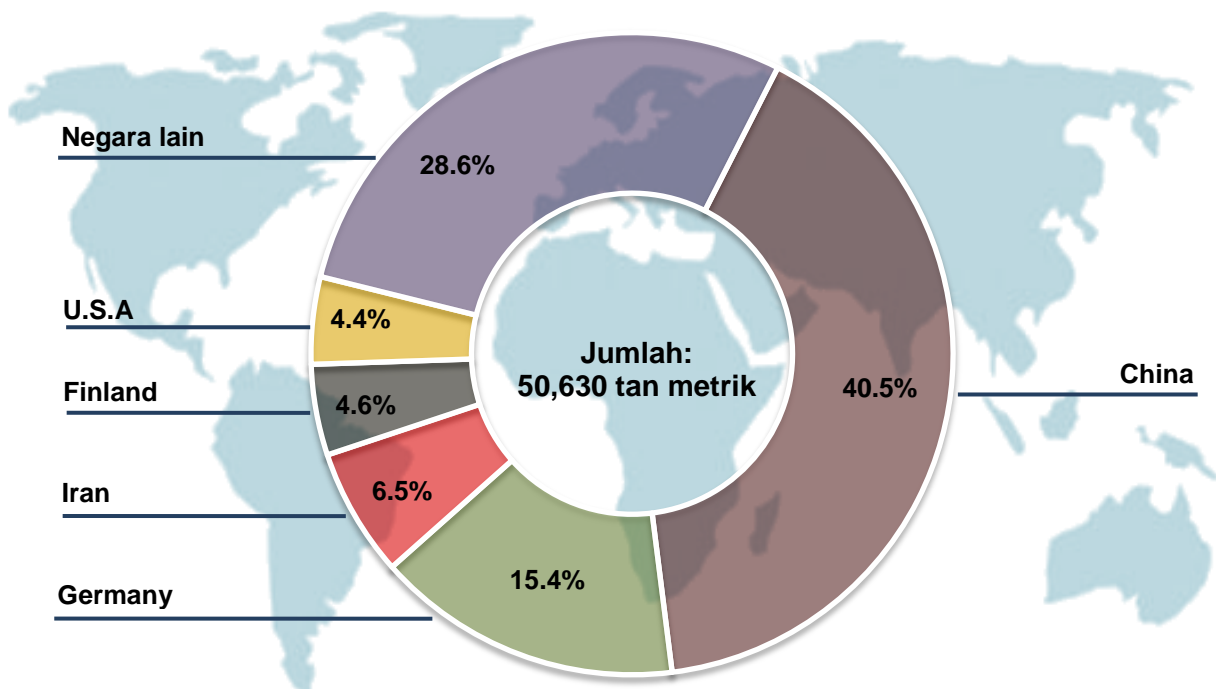
2. EKSPORT

Ekspor getah asli pada Mei 2017 adalah **50,630** tan metrik, masing-masing berkurang **8,807** tan metrik (-14.8%) dan **516** tan metrik (-1.0%) apabila dibanding bulan ke bulan dan tahun ke tahun. Getah Mutu Malaysia (G.M.M.) menyumbang **94.7** peratus daripada jumlah eksport getah asli di mana **57.8** peratus adalah G.M.M. 20 seperti di **Carta 2**.

Carta 2: Eksport Getah Mutu Malaysia (G.M.M.) mengikut gred, Mei 2017



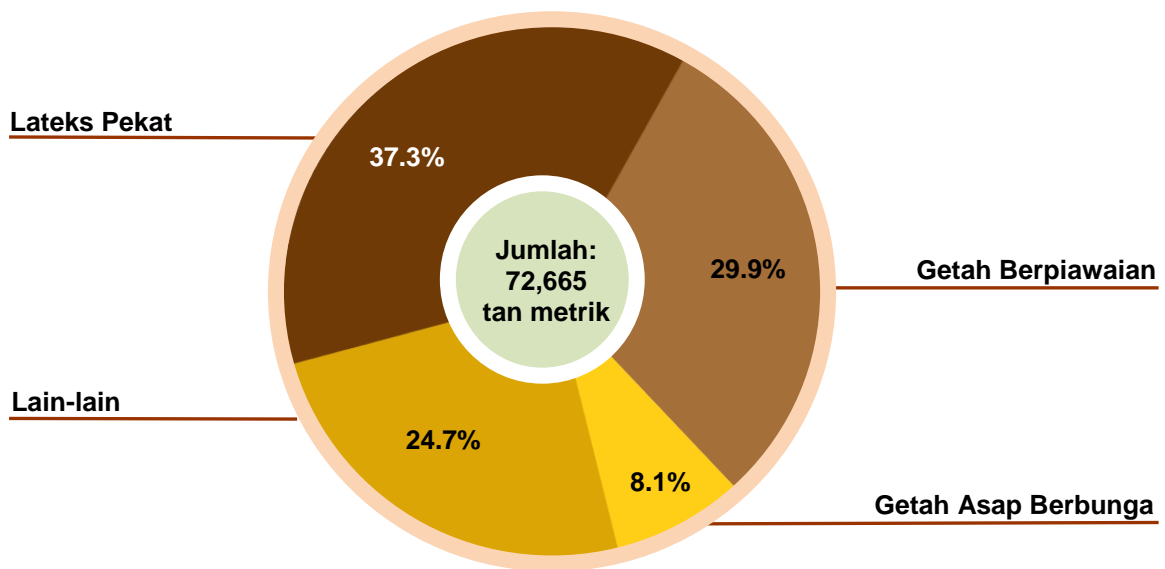
Carta 3: Destinasi utama eksport getah asli, Mei 2017



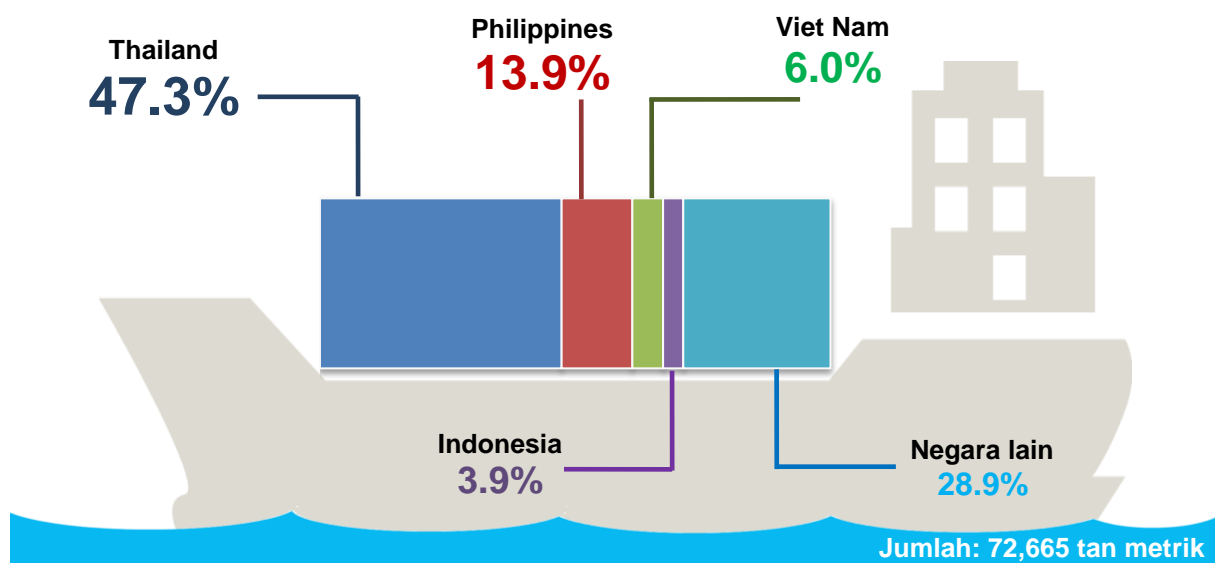
3. IMPORT

Import getah asli pada Mei 2017 berjumlah **72,665** tan metrik, masing-masing naik sebanyak **3,822** tan metrik (+5.6%) dan **11,865** tan metrik (+19.5%) apabila dibanding bulan ke bulan dan tahun ke tahun. Lateks Pekat dan Getah Berpiawaian merupakan jenis getah asli utama yang diimport, masing-masing sebanyak **37.3** peratus dan **29.9** peratus (**Carta 4**). Getah asli diimport terutamanya dari Thailand (**47.3%**) dan Philippines (**13.9%**) (**Carta 5**).

Carta 4: Import getah asli mengikut jenis, Mei 2017



Carta 5: Import getah asli dari negara utama, Mei 2017

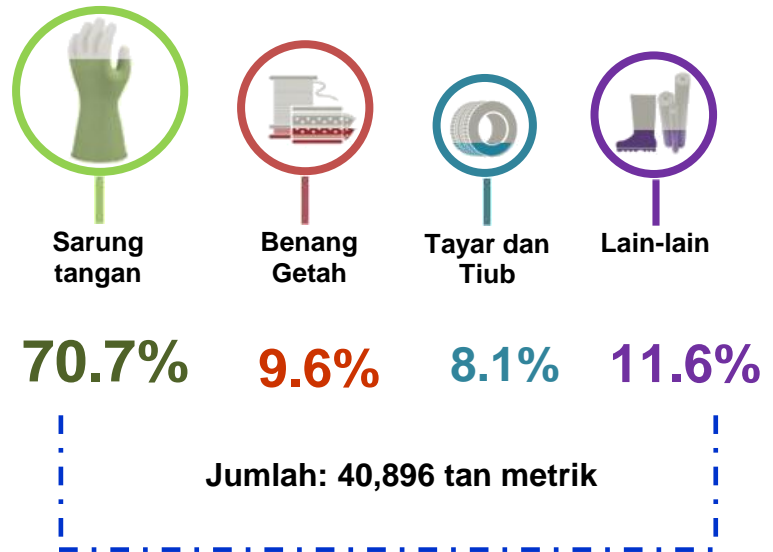


4. PENGGUNAAN DOMESTIK

Penggunaan domestik getah asli pada Mei 2017 bertambah **4.4** peratus kepada **40,896** tan metrik daripada bulan sebelumnya tetapi susut **2.0** peratus berbanding Mei 2016.

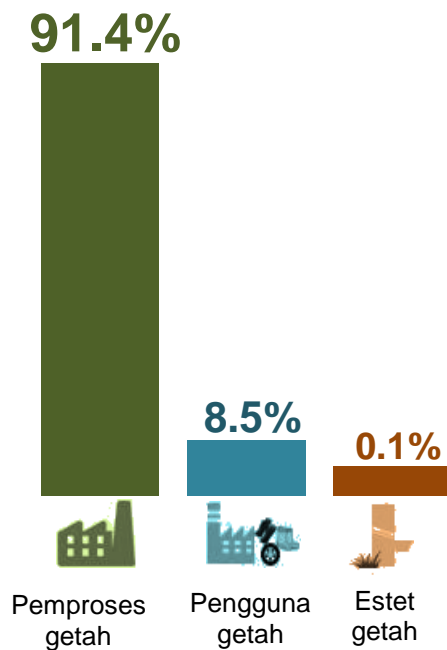
Industri sarung tangan getah adalah industri utama dalam penggunaan getah asli dengan jumlah sebanyak **28,916** tan metrik (**70.7%**).

Carta 6: Penggunaan domestik getah asli mengikut produk, Mei 2017

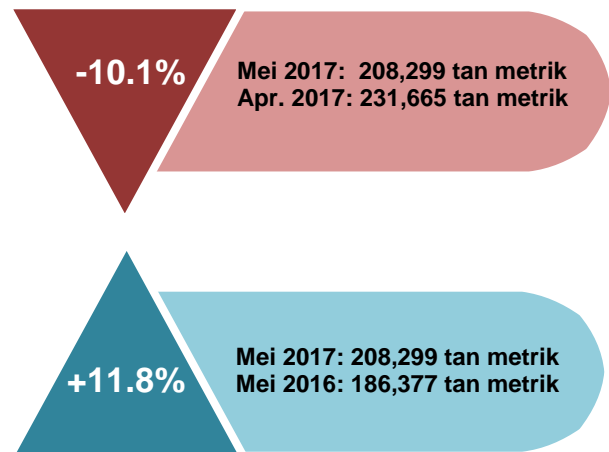


5. STOK

Carta 7: Stok getah asli pada akhir bulan, Mei 2017



Carta 8: Stok getah asli: Perubahan bulan ke bulan dan tahun ke tahun

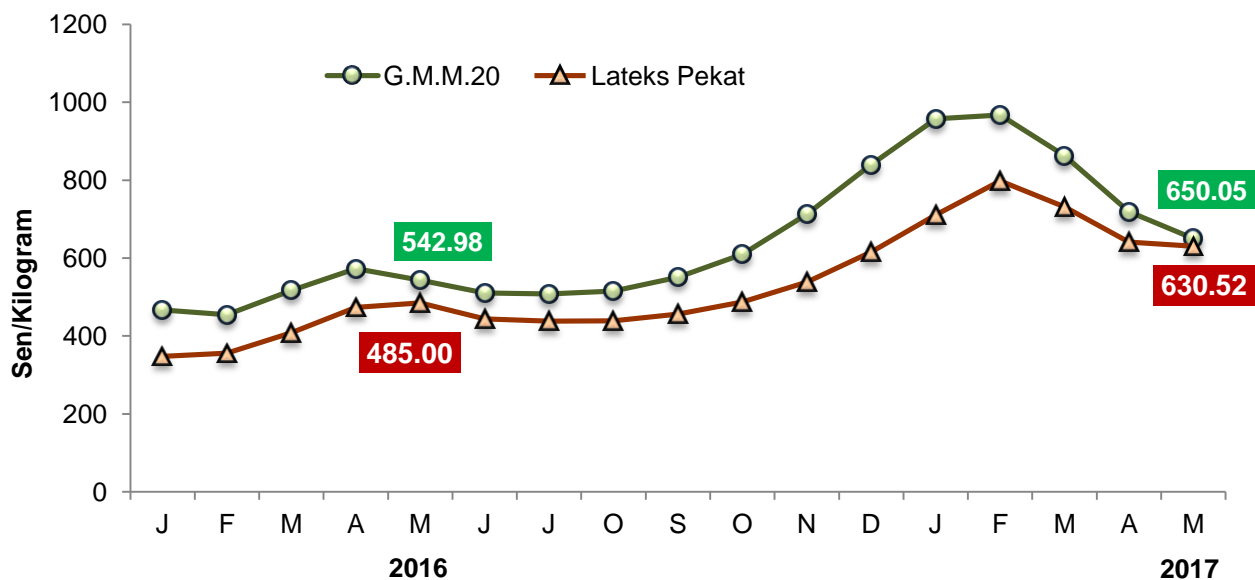


Paras stok getah asli pada akhir Mei 2017 adalah sebanyak **208,299** tan metrik jatuh **10.1** peratus daripada **231,665** tan metrik berbanding sebulan yang lalu.

6. HARGA PURATA BULANAN SEKILOGRAM (Sebut Harga Pada Waktu Tengah Hari - "F.O.B.")

Harga purata bulanan G.M.M.20 pada Mei 2017 turun sebanyak **69.20** sen sekilogram (-9.6%) kepada **650.05** sen sekilogram daripada bulan sebelumnya tetapi ia menokok sebanyak **107.07** sen sekilogram (+19.7%) berbanding Mei 2016. Harga purata bulanan Lateks Pekat berkurang **10.17** sen sekilogram (-1.6%) apabila dibandingkan dengan **640.69** sen sekilogram pada April 2017, tetapi ia mencatatkan peningkatan sebanyak **145.52** sen sekilogram (+30.0%) kepada **630.52** sen sekilogram.

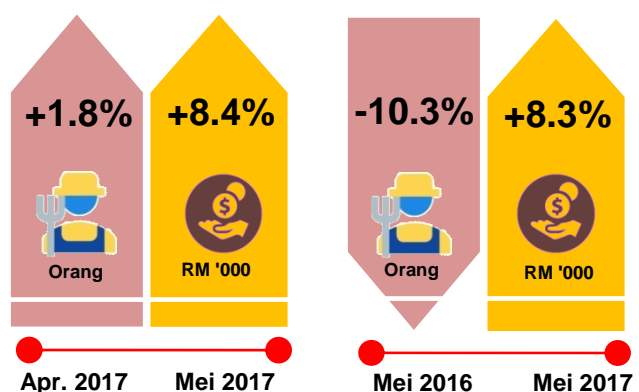
Carta 9: Harga purata bulanan (sebut harga pada waktu tengah hari "F.O.B") bagi G.M.M.20 dan Lateks Pekat



7. GUNA TENAGA DI ESTET

Seramai **9,725** orang diambil bekerja di estet pada akhir Mei 2017. Bilangan pekerja bergaji meningkat **1.8** peratus kepada **9,723** orang berbanding **9,548** orang pada April 2017. Dalam tempoh yang sama juga, gaji & upah bertambah **8.4** peratus kepada **RM12.4** juta.

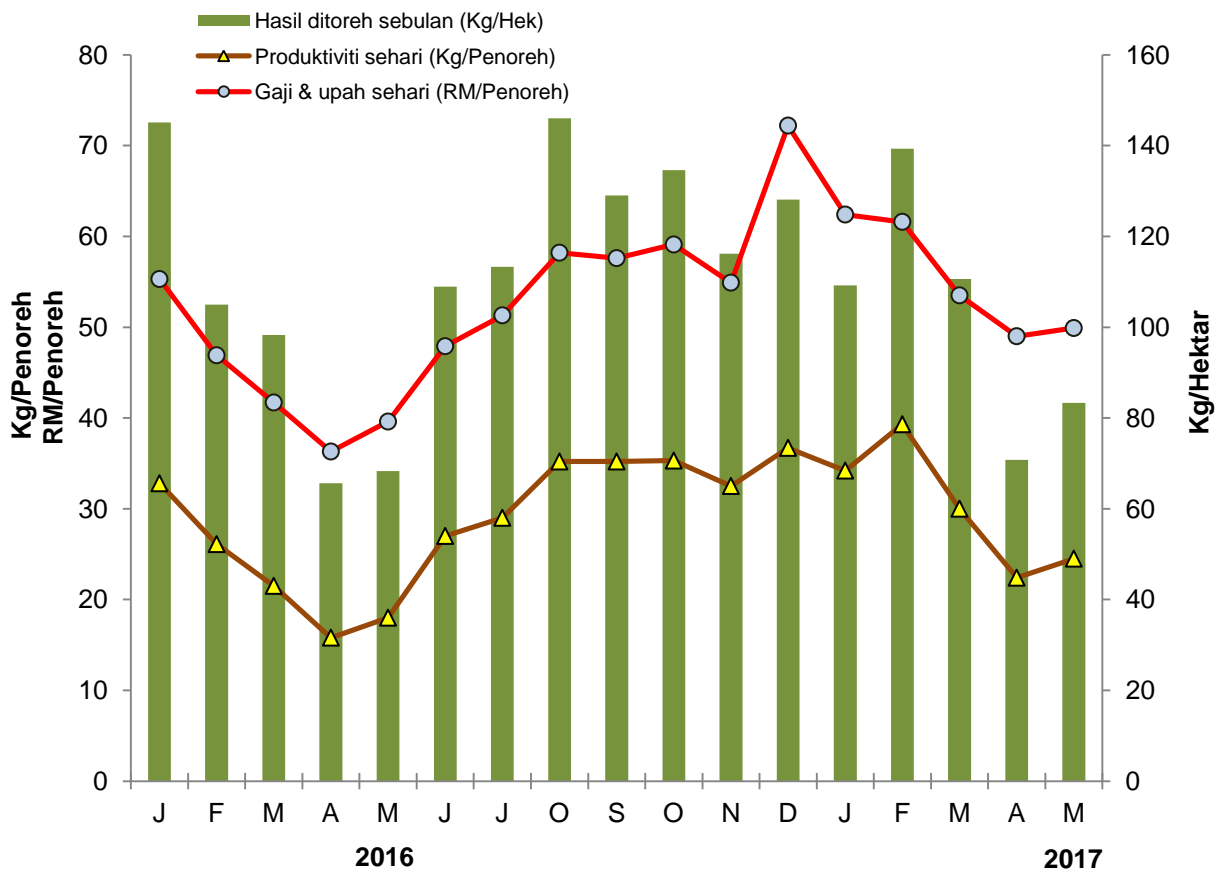
Carta 10: Pekerja bergaji dan Gaji Upah: Perubahan bulan ke bulan tahun ke tahun



8. PRODUKTIVITI DI ESTET

Produktiviti pengeluaran getah asli di estet dicatatkan sebanyak **83.3** kilogram sehektar pada Mei 2017. Produktiviti pengeluaran getah asli menunjukkan pertambahan **12.5** kilogram sehektar (+17.7%) dan **15.0** kilogram sehektar (+22.0%) apabila masing-masing dibandingkan bulan ke bulan dan tahun ke tahun.

Carta 11: Produktiviti hasil ditoreh bulanan dan produktiviti penoreh sehari

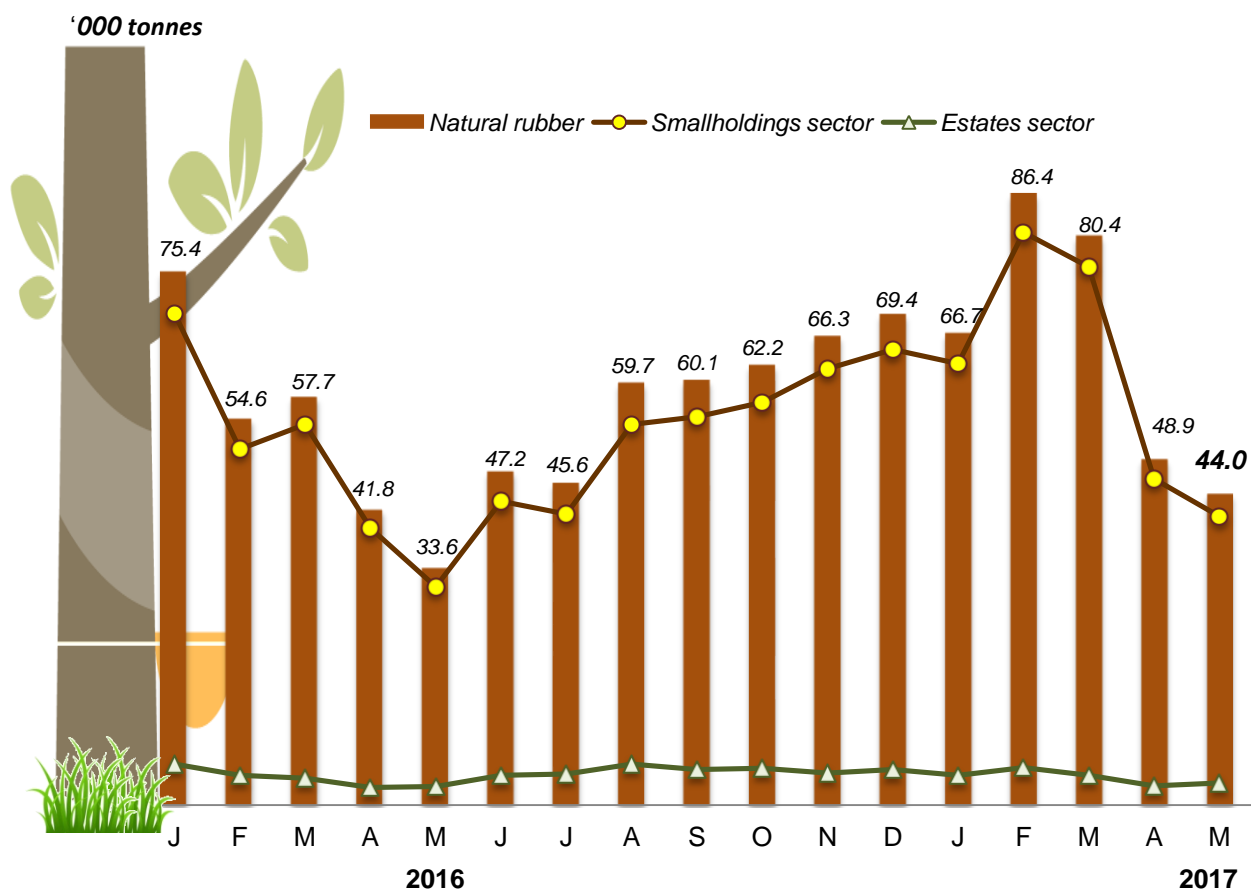


MONTHLY RUBBER STATISTICS MALAYSIA, MAY 2017[#]

1. PRODUCTION

Natural rubber (NR) production in May 2017 recorded at **44,010** tonnes, decreased **10.0** per cent compared to **48,889** tonnes in April 2017 but it increased **31.1** per cent compared to May 2016. Smallholding sector contributed **92.9** per cent of total production. For month-on month comparison, production of NR in the estate sector showed an increase of **16.6** per cent while production in the smallholding sector decreased by **11.5** per cent.

Chart 1: Monthly rubber production from estates and smallholdings



Notes:

- # 1. This report can be accessed through the portal of the Department of Statistics, Malaysia (<https://www.dosm.gov.my>) under the section: **Latest Releases**.
2. Data for May 2017 is **provisional**. The data will be updated based on the latest available figures and subsequently published in the June 2017 publication.

2. EXPORTS

Exports of NR in May 2017 was **50,630 tonnes**, reduced by **8,807 tonnes (-14.8%)** and **516 tonnes (-1.0%)** respectively when compared to month-on-month and year-on-year. Standard Malaysian Rubber (S.M.R.) accounted for **94.7 per cent** of total NR exports in which **57.8 per cent** was S.M.R. 20 as shown in **Chart 2**.

Chart 2: Exports of Standard Malaysian Rubber (S.M.R.) by grade, May 2017

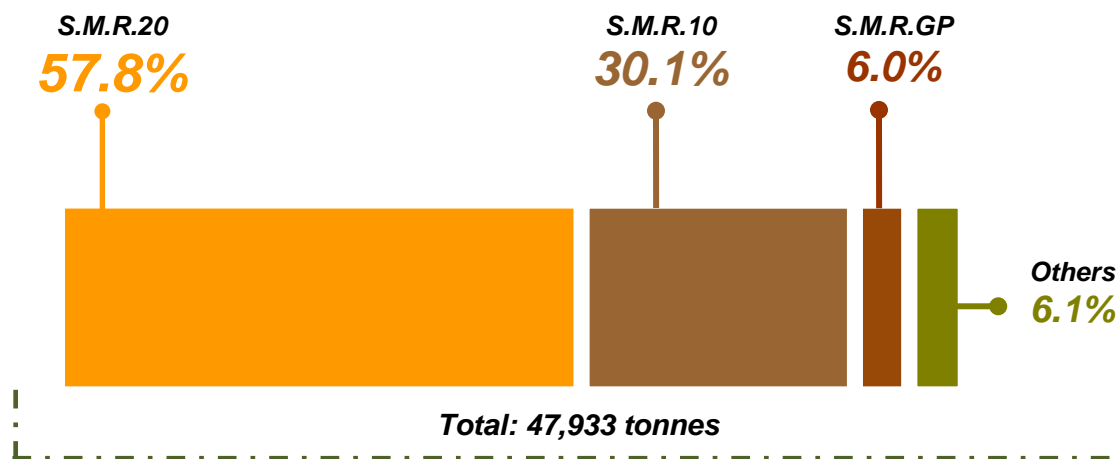
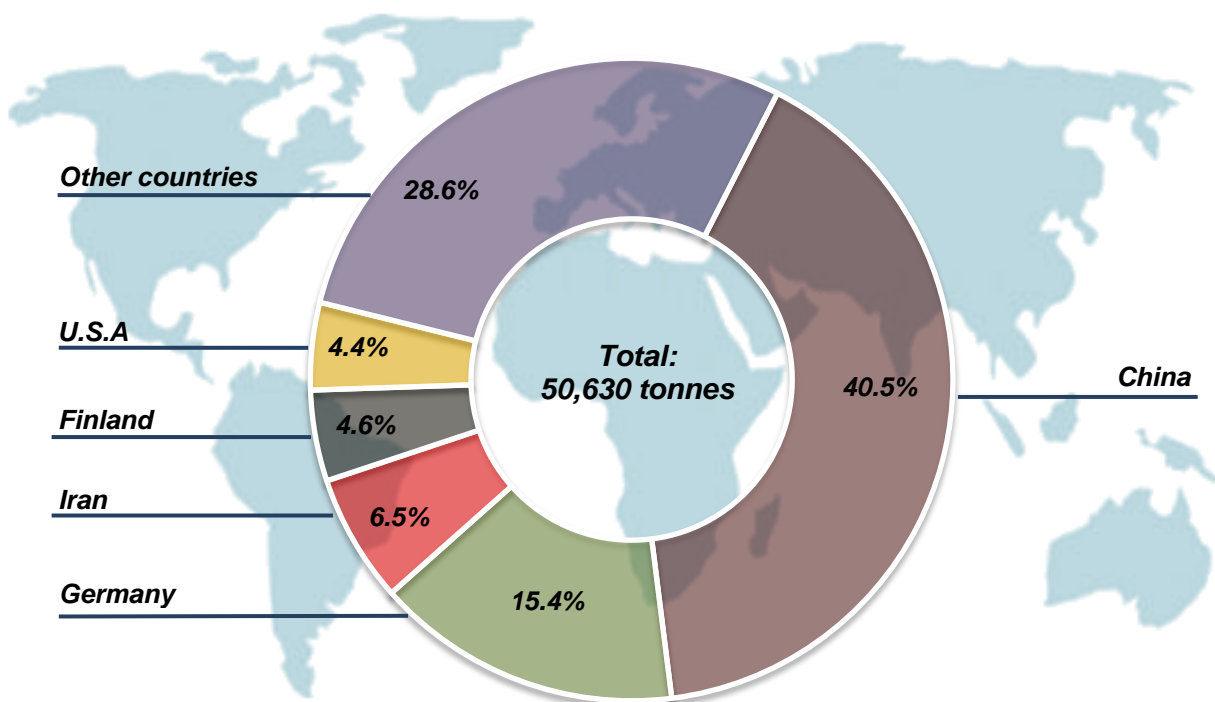


Chart 3: Main destinations of natural rubber exports, May 2017



3. IMPORTS

Imports of NR in May 2017 amounted **72,665 tonnes**, went up by **3,822 tonnes (+5.6%)** and **11,865 tonnes (+19.5%)** respectively when compared to month-on-month and year-on-year. Latex Concentrate and Standard Rubber were the main types of imported NR at **37.3 per cent** and **29.9 per cent** respectively (**Chart 4**). NR was imported mainly from Thailand (**47.3%**) and Philippines (**13.9%**) (**Chart 5**).

Chart 4: Imports of natural rubber by type, May 2017

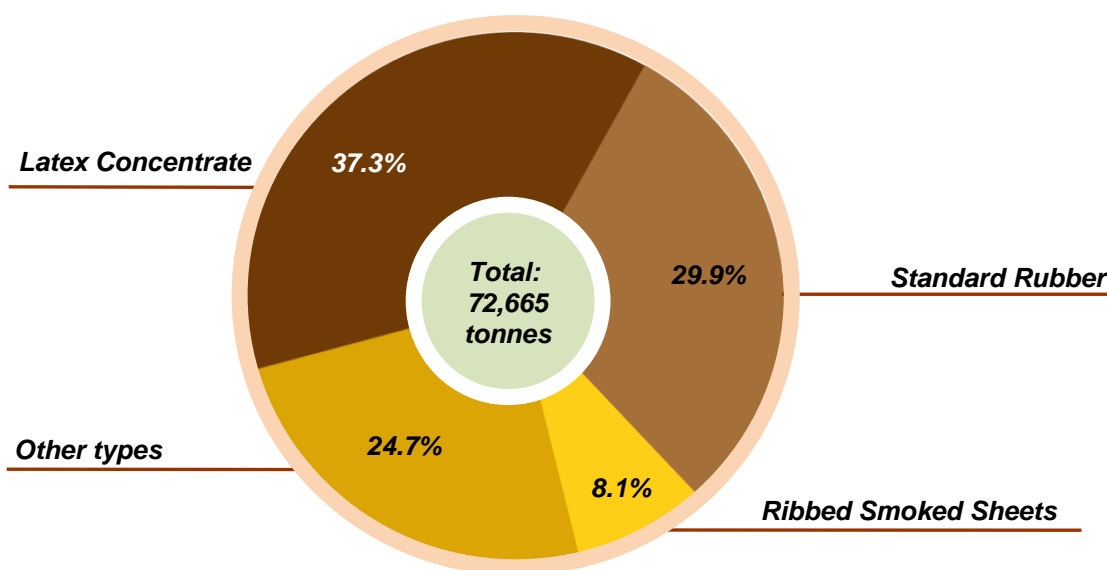
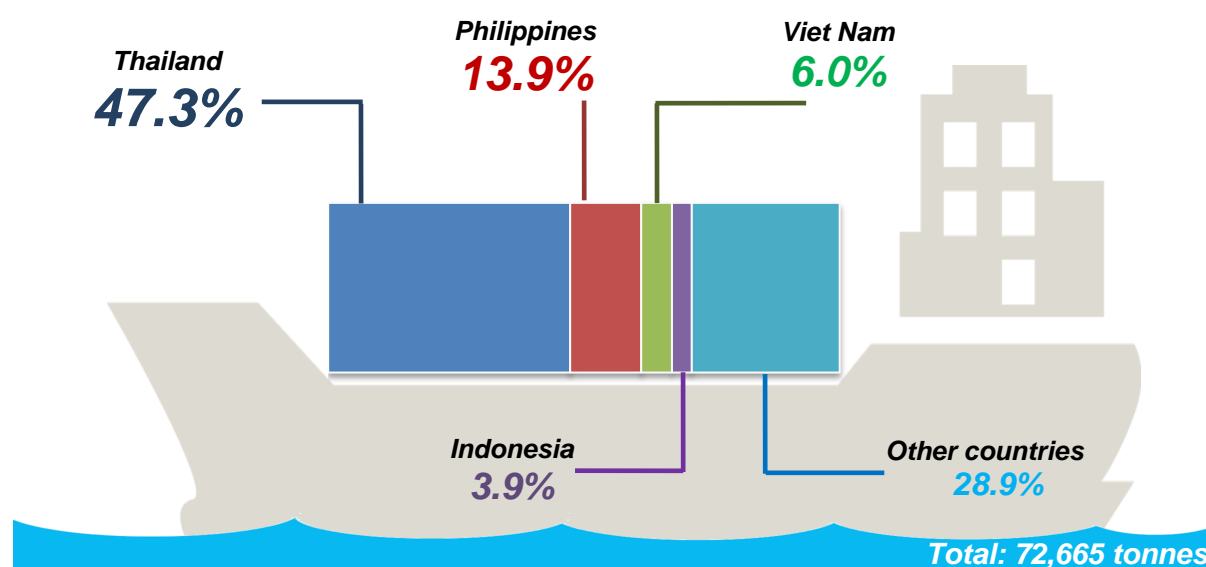


Chart 5: Imports of natural rubber from major countries, May 2017

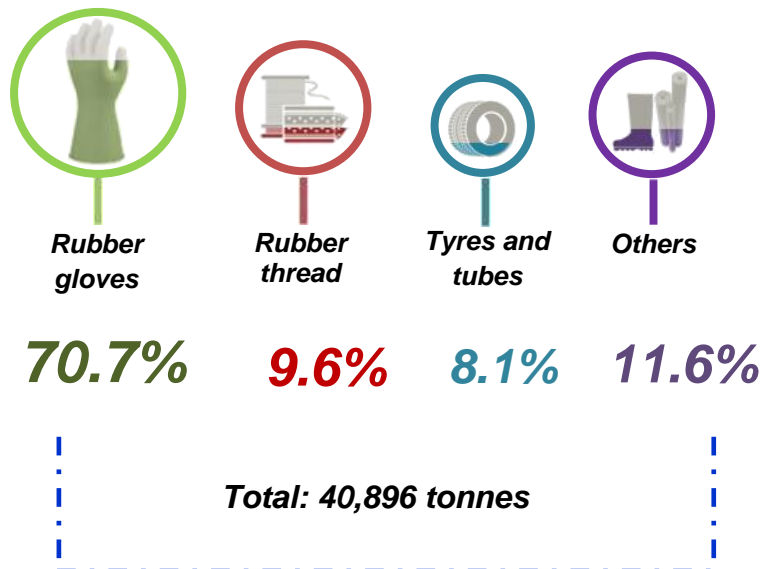


4. DOMESTIC CONSUMPTION

Domestic consumption of NR in May 2017 rose 4.4 per cent to **40,896** tonnes from the previous month but declined by 2.0 per cent as compared to May 2016.

Rubber gloves industry is the major industry in consuming NR with a total of **28,916** tonnes (70.7%).

Chart 6: Domestic consumption of natural rubber by product, May 2017



5. STOCKS

Chart 7: Stocks of natural rubber held at the end of the month, May 2017

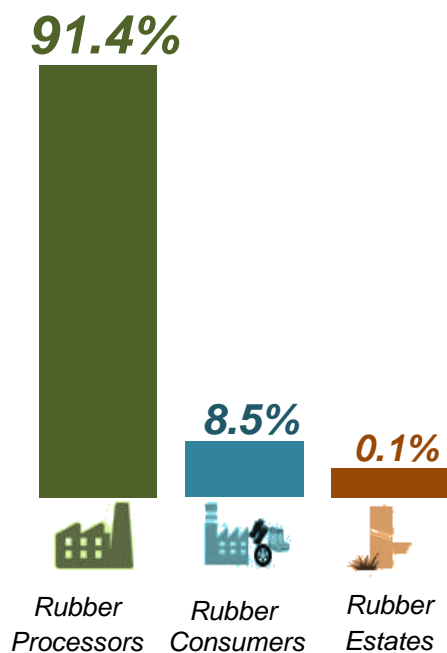
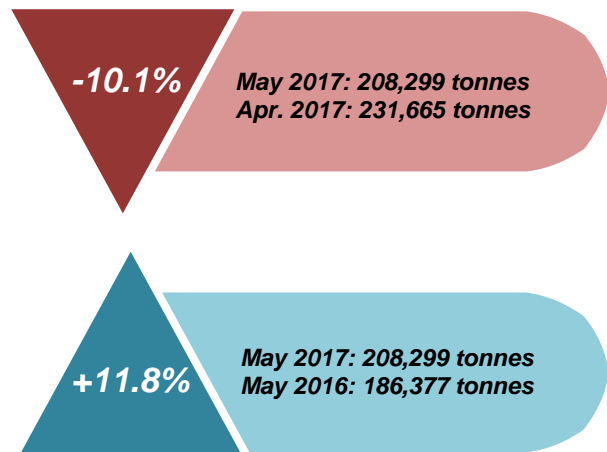


Chart 8: Stocks of natural rubber: Changes month-on-month and year-on-year

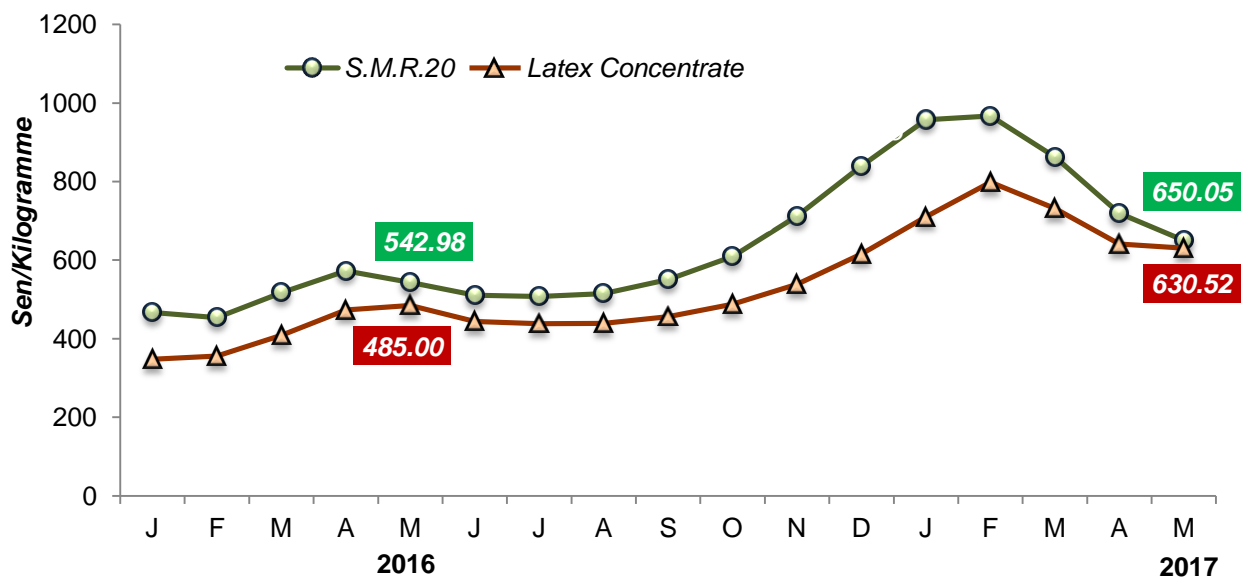


Level of NR stocks at the end of May 2017 was **208,299** tonnes dropped 10.1 per cent from **231,665** tonnes as compared to the previous month.

6. AVERAGE MONTHLY PRICE PER KILOGRAMME (Noon Quotations - F.O.B.)

Average monthly price of S.M.R. 20 in May 2017 fell by **69.20** sen per kilogramme (-9.6%) to **650.05** sen per kilogramme from the previous month, but it rose by **107.07** sen per kilogramme (+19.7%) as compared to May 2016. The average monthly price of Latex Concentrate reduced by **10.17** sen per kilogramme (-1.6%) when compared to **640.69** sen per kilogramme in April 2017, but it recorded an increase of **145.52** sen per kilogramme (+30.0%) to **630.52** sen per kilogramme.

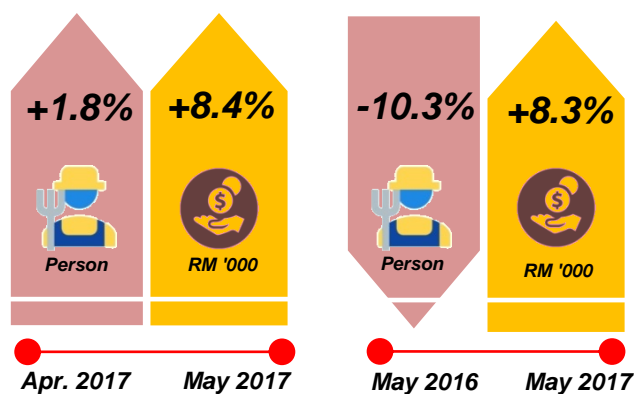
Chart 9: Average monthly price (noon quotations - F.O.B.) of S.M.R.20 and Latex Concentrate



7. EMPLOYMENT IN ESTATES

A total of **9,725** persons was engaged in the rubber estates at the end of May 2017. The number of paid employees increased by **1.8** per cent to **9,723** persons as compared to **9,548** persons in April 2017. During the same period, the salaries & wages increased **8.4** per cent to **RM12.4** million.

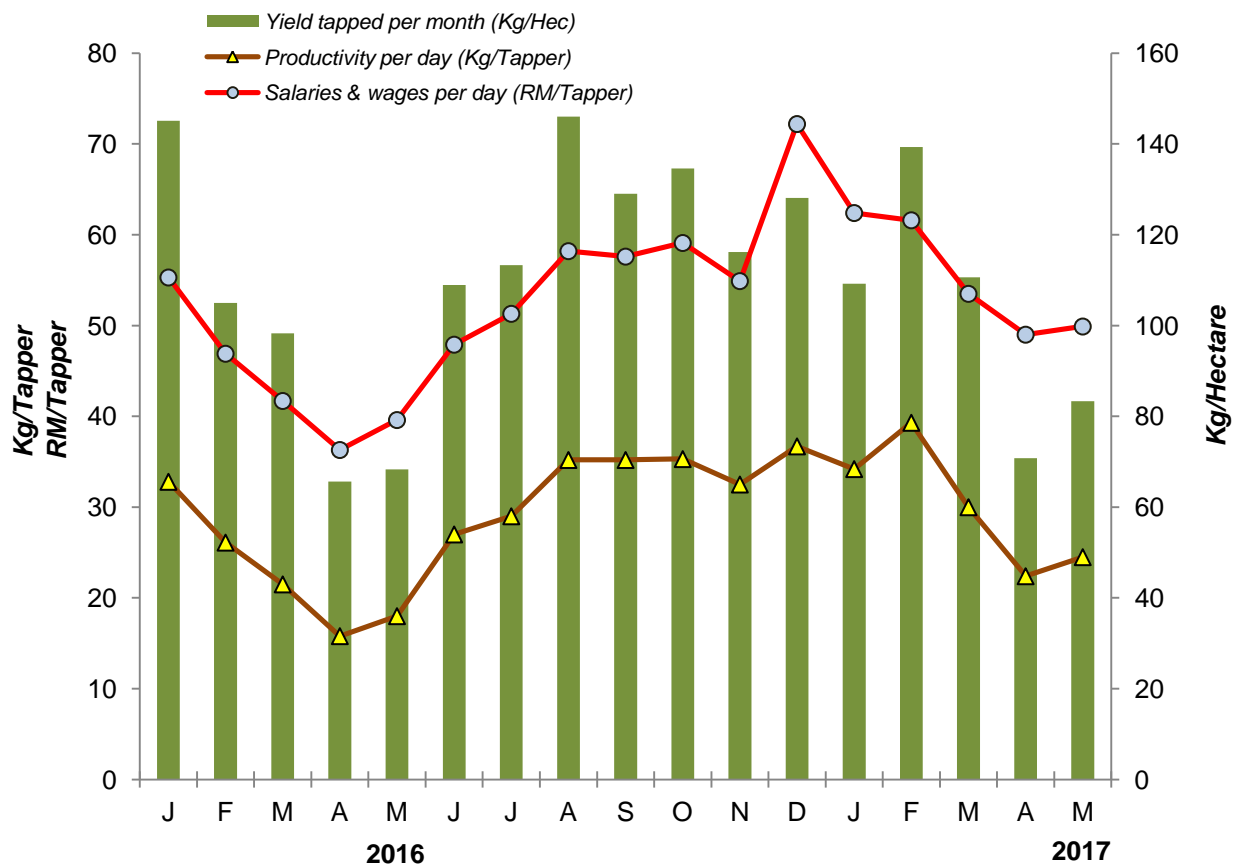
Chart 10: Paid employees and Salaries & wages: Changes month-on-month and year-on-year



8. PRODUCTIVITY OF ESTATES

Productivity of NR production in the estate was recorded at **83.3** kilogramme per hectare in May 2017. The productivity of NR production showed an increase of **12.5** kilogramme per hectare (+17.7%) and **15.0** kilogramme per hectare (+22.0%) respectively when compared to month-on-month and year-on-year .

Chart 11: Monthly productivity of yield tapped and daily productivity of tappers



JADUAL

TABLES

JADUAL 1 : PENAWARAN DAN PERMINTAAN GETAH ASLI
Table 1 : Supply and Demand of Natural Rubber

Tan metrik K.G.K.

Tonnes D.R.C.

Tempoh <i>Period</i>	Penawaran <i>Supply</i>						Permintaan <i>Demand</i>				Penyesuaian Perimbangan (Permintaan - Penawaran) <i>Balancing Adjustment (Demand - Supply)</i>	
	Stok pada awal tempoh <i>Stocks at the beginning of period</i>	Import * <i>Imports</i>	Pengeluaran <i>Production</i>			Jumlah Penawaran <i>Total Supply</i>	Eksport * <i>Exports</i>	Penggunaan Domestik <i>Domestic Consumption</i>	Stok pada akhir tempoh <i>Stocks at the end of period</i>	Jumlah Permintaan <i>Total Demand</i>		
			Estet <i>Estates</i>	Kebun Kecil** <i>Smallholdings</i>	Jumlah Pengeluaran <i>Total Production</i>							
2016	177,743	930,335	53,036	620,477	673,513	1,781,591	641,962	486,132	203,490	1,331,584	-450,007	
2015	141,894	957,300	57,028	665,094	722,122	1,821,316	706,493	474,773	177,743	1,359,009	-462,307	
2014	167,932	905,039	55,769	612,844	668,613	1,741,584	721,722	447,481	141,894	1,311,097	-430,487	
2013	169,061	1,004,805	57,394	769,027	826,421	2,000,287	847,090	434,192	167,932	1,449,214	-551,073	
2017	Jan.-Mei ^P	203,490	427,810	19,487	306,910	326,397	957,697	277,957	197,814	208,299	684,070	-273,627
2016	Jan.-Mei	177,743	390,817	18,945	244,073	263,018	831,578	265,091	202,876	186,377	654,344	-177,234
2017	Mei ^P	231,665	72,665	3,103	40,907	44,010	348,340	50,630	40,896	208,299	299,825	-48,515
	Apr.	256,596	68,843	2,662	46,227	48,889	374,328	59,437	39,168	231,665	330,270	-44,058
	Mac	246,498	101,027	4,225	76,159	80,384	427,909	59,520	41,764	256,596	357,880	-70,029
2016	Mei	212,485	60,800	2,620	30,938	33,558	306,843	51,146	41,751	186,377	279,274	-27,569
	Apr.	239,481	62,061	2,525	39,228	41,753	343,295	56,204	40,889	212,485	309,578	-33,717
	Mac	237,266	77,953	3,806	53,889	57,695	372,914	53,587	41,788	239,481	334,856	-38,058

 Nota/Notes : ^P Awalan / Provisional

K.G.K / D.R.C - Kandungan Getah Kering / Dry Rubber Content

* Import dan Eksport - data hanya meliputi kod getah asli di bawah HS4001.10.000 hingga HS4001.29.999

Imports and Exports - the data only covers natural rubber codes under HS4001.10.000 to HS4001.29.999

** Termasuk kebun kecil Lembaga Kemajuan Tanah Persekutuan (FELDA)

Includes Federal Land Development Authority (FELDA) smallholdings

JADUAL 2 : PENGELUARAN GETAH ASLI MENGIKUT HAK MILIK
Table 2 : Production of Natural Rubber by Ownership

 Tan metrik **K.G.K.**
 Tonnes *D.R.C.*

Tempoh <i>Period</i>	Estat <i>Estate</i>			Kebun Kecil* <i>Smallholding</i>	Jumlah Pengeluaran <i>Total Production</i>
	Residen Malaysia <i>Malaysian Residents</i>	Bukan Residen Malaysia dan Hak Milik Bersama <i>Non-Malaysian Residents and Joint Ownership</i>	Jumlah <i>Total</i>		
2016	52,836	200	53,036	620,477	673,513
2015	56,808	220	57,028	665,094	722,122
2014	55,398	371	55,769	612,844	668,613
2013	57,002	392	57,394	769,027	826,421
2017 Jan.-Mei ^P	19,430	57	19,487	306,910	326,397
2016 Jan.-Mei	18,851	94	18,945	244,073	263,018
2017 Mei ^P	3,094	9	3,103	40,907	44,010
Apr.	2,653	9	2,662	46,227	48,889
Mac	4,213	12	4,225	76,159	80,384
2016 Mei	2,607	13	2,620	30,938	33,558
Apr.	2,510	15	2,525	39,228	41,753
Mac	3,786	20	3,806	53,889	57,695

 Nota/Notes : ^P Awalan / Provisional

K.G.K / D.R.C - Kandungan Getah Kering / Dry Rubber Content
*** Termasuk kebun kecil Lembaga Kemajuan Tanah Persekutuan (FELDA)**
Includes Federal Land Development Authority (FELDA) smallholdings

JADUAL 3 : EKSPORT GETAH ASLI MENGIKUT JENIS TERPILIH
Table 3 : Exports of Natural Rubber by Selected Types

 Tan metrik **K.G.K.**
 Tonnes **D.R.C.**

Jenis Type	Ke dan melalui Singapura To and via Singapore					Terus Negeri Asing Direct Foreign					Jumlah Total				
	2017			Jumlah Terkumpul Cumulative		2017			Jumlah Terkumpul Cumulative		2017			Jumlah Terkumpul Cumulative	
	Mei ^P	Apr.	Mac	Jan.-Mei ^P 2017	Jan.-Mei 2016	Mei ^P	Apr.	Mac	Jan.-Mei ^P 2017	Jan.-Mei 2016	Mei ^P	Apr.	Mac	Jan.-Mei ^P 2017	Jan.-Mei 2016
Getah Asap Berbunga <i>Ribbed Smoked Sheets</i>	-	1	-	1	1	207	482	259	964	1,115	207	483	259	965	1,116
Lateks Pekat <i>Latex Concentrate</i>	11	8	10	47	54	2,315	2,635	2,362	11,953	13,323	2,326	2,644	2,373	12,000	13,377
Getah Mutu Malaysia <i>Standard Malaysian Rubber</i>	403	766	907	3,326	2,572	47,530	55,538	55,815	261,020	247,073	47,933	56,304	56,723	264,346	249,644
Jenis-jenis lain <i>Other types</i>	-	-	-	-	-	165	7	166	646	953	165	7	166	646	953
Jumlah <i>Total</i>	414	776	918	3,375	2,627	50,216	58,662	58,603	274,582	262,464	50,630	59,437	59,520	277,957	265,091

Jenis Type	Ke dan melalui Singapura To and via Singapore				Terus Negeri Asing Direct Foreign				Jumlah Total			
	2016	2015	2014	2013	2016	2015	2014	2013	2016	2015	2014	2013
Getah Asap Berbunga <i>Ribbed Smoked Sheets</i>	2	2	5	1	1,633	5,823	8,277	13,527	1,635	5,825	8,282	13,528
Lateks Pekat <i>Latex Concentrate</i>	114	162	102	92	30,261	31,742	32,268	33,485	30,375	31,904	32,370	33,577
Getah Mutu Malaysia <i>Standard Malaysian Rubber</i>	6,793	3,917	3,828	15,113	600,961	661,937	671,272	777,687	607,754	665,854	675,100	792,800
Jenis-jenis lain <i>Other types</i>	-	10	-	13	2,199	2,900	5,970	7,172	2,199	2,910	5,970	7,185
Jumlah <i>Total</i>	6,909	4,091	3,935	15,219	635,053	702,402	717,787	831,871	641,962	706,493	721,722	847,090

 Nota/Notes : ^P Awalan / Provisional

K.G.K / D.R.C - Kandungan Getah Kering / Dry Rubber Content

Jumlah berbeza disebabkan pembundaran / The total differs due to rounding

JADUAL 4 : EKSPORT GETAH ASLI MENGIKUT NEGARA YANG DITUJU
Table 4 : Exports of Natural Rubber by Country of Destination

 Tan metrik K.G.K.
 Tonnes D.R.C.

Negara-Negara Utama <i>Major Countries</i>	2016	2015	2014	2013	2017			Jumlah Terkumpul <i>Cumulative</i>	2016			Jumlah Terkumpul <i>Cumulative</i>
					Mei ^P	Apr.	Mac	Jan.-Mei ^P 2017	Mei	Apr.	Mac	Jan.-Mei 2016
Afrika Selatan <i>South Africa</i>	4,454	4,623	8,765	12,387	363	585	403	2,062	388	157	357	1,844
Amerika Syarikat/U.S.A	23,422	35,729	38,754	35,612	2,223	2,482	1,458	10,128	1,470	2,805	1,767	11,659
Argentina	2,875	3,570	3,204	5,432	254	275	255	1,181	233	211	275	1,269
Belanda/Netherlands	3,572	3,996	3,647	5,245	313	233	302	1,606	157	422	337	1,891
Belarus	403	-	-	442	-	-	-	-	-	-	-	-
Belgium	3,588	2,384	4,259	9,580	-	34	185	554	70	208	351	1,450
Brazil	12,419	16,887	18,520	28,857	945	1,217	1,020	4,757	625	1,221	1,495	6,103
China	300,524	348,519	331,289	392,090	20,507	29,187	30,748	139,185	23,694	22,937	22,977	111,956
Finland	17,096	14,979	12,398	17,689	2,318	3,044	2,318	9,717	1,109	1,008	1,714	7,560
Greece	231	234	423	204	59	-	60	167	20	46	8	84
Hong Kong	227	183	246	241	19	209	-	238	-	10	20	69
Iran, Republik Islam <i>Iran, Islamic Republic of</i>	43,828	39,657	40,461	54,622	3,270	2,986	2,613	15,194	2,068	4,774	3,003	17,068
Itali/Italy	7,387	5,740	8,626	9,033	376	837	806	3,030	500	742	753	3,112
Jepun/Japan	3,637	3,476	5,360	4,744	388	333	386	1,741	321	322	367	1,616
Jerman/Germany	85,234	90,135	100,774	103,759	7,814	7,917	8,556	39,155	7,141	8,124	8,852	38,321
Kanada/Canada	1,855	2,523	2,117	6,030	653	169	222	1,387	504	81	101	827

 Nota/Notes : ^P Awalan / Provisional
 K.G.K/ D.R.C - Kandungan Getah Kering / Dry Rubber Content

JADUAL 4 : EKSPORT GETAH ASLI MENGIKUT NEGARA YANG DITUJU (samb.)

Table 4 : Exports of Natural Rubber by Country of Destination (cont'd)

Tan metrik K.G.K.
Tonnes D.R.C.

Negara-Negara Utama Major Countries	2016	2015	2014	2013	2017			Jumlah Terkumpul Cumulative	2016			Jumlah Terkumpul Cumulative
					Mei ^P	Apr.	Mac	Jan.-Mei ^P 2017	Mei	Apr.	Mac	Jan.-Mei 2016
Korea, Rep. <i>Korea, Rep. of</i>	12,884	13,037	18,031	25,454	1,232	674	743	4,971	1,381	616	1,284	4,881
Mesir/Egypt	5,476	6,404	6,195	6,323	600	343	428	1,908	362	548	771	2,402
Mexico	6,614	7,451	9,768	12,114	103	542	355	1,996	456	771	399	2,871
Pakistan	2,826	2,917	2,513	2,744	98	140	138	797	401	187	406	1,340
Perancis/France	9,138	11,138	9,885	11,725	1,401	751	845	4,513	742	1,083	866	3,798
Poland	2,680	3,108	4,715	2,918	196	195	115	912	242	400	239	1,190
Portugal	9,586	12,272	14,841	14,197	867	1,089	464	3,629	968	1,129	867	4,294
Sepanyol/Spain	2,203	1,509	2,884	2,612	210	231	296	1,076	131	319	126	1,259
Singapura <i>Singapore</i>	198	260	206	208	11	50	311	389	14	63	16	127
Sweden	1,106	667	953	1,063	127	231	203	826	161	91	242	604
Taiwan	11,285	11,430	9,552	11,541	1,985	175	1,075	4,592	343	1,836	832	5,233
Turki/Turkey	14,291	13,307	13,033	13,959	912	1,421	1,676	6,221	780	1,509	1,247	6,895
Ukraine	267	30	879	403	11	-	11	42	-	22	10	127
United Kingdom	5,748	5,537	6,145	8,790	599	628	453	2,694	574	539	685	2,567
Viet Nam	3,922	3,396	2,277	1,383	353	676	438	2,314	649	300	260	1,719
Yugoslavia, Rep. Per. <i>Yugoslavia, Fed. Rep. of</i>	-	-	-	-	-	-	-	-	-	-	-	-
Negara lain <i>Other countries</i>	42,986	41,397	41,003	45,689	2,423	2,782	2,636	10,975	5,642	3,723	2,962	20,954
Jumlah <i>Total</i>	641,962	706,493	721,722	847,090	50,630	59,437	59,520	277,957	51,146	56,204	53,587	265,091

Nota/Notes : ^P Awalan / Provisional

K.G.K / D.R.C - Kandungan Getah Kering / Dry Rubber Content

Jumlah berbeza disebabkan pembundaran / The total differs due to rounding

JADUAL 5: EKSPORT GETAH MUTU MALAYSIA (G.M.M.) MENGIKUT GRED
Table 5: Exports of Standard Malaysian Rubber (S.M.R.) by Grade

Tan metrik K.G.K.

Tonnes D.R.C.

Gred Grade	2017				Jumlah Terkumpul Cumulative			2016			Jumlah Terkumpul Cumulative	
	2016	2015	2014	2013	Mei ^P	Apr.	Mac	Jan.-Mei ^P 2017	Mei	Apr.	Mac	Jan.-Mei 2016
G.M.M. L S.M.R. L	1,740	2,153	2,276	2,266	196	133	216	904	178	159	135	810
G.M.M. 5 S.M.R. 5	3,054	2,652	5,106	7,087	504	363	282	1,663	242	262	282	1,250
G.M.M. 10 S.M.R. 10	188,318	189,158	211,631	237,310	14,404	20,328	17,649	82,307	15,184	16,602	15,481	78,019
G.M.M. 20 S.M.R. 20	371,284	418,270	381,916	451,198	27,714	31,654	32,872	156,334	28,473	31,150	30,541	151,507
G.M.M. GP S.M.R. GP	31,473	30,891	31,031	35,632	2,863	2,936	3,088	13,865	2,720	2,897	2,865	12,784
G.M.M. CV S.M.R. CV	8,019	9,829	11,467	9,994	1,405	205	1,183	4,353	514	600	762	2,969
Lain-Lain * Others	3,865	12,900	31,673	49,313	847	685	1,433	4,921	243	1,391	257	2,306
Jumlah Total	607,754	665,854	675,100	792,800	47,933	56,304	56,723	264,346	47,554	53,060	50,323	249,644

 Nota/Notes : ^P Awalan / Provisional

* Lain-lain termasuk housegrade / Others includes housegrade

K.G.K / D.R.C - Kandungan Getah Kering / Dry Rubber Content

Jumlah berbeza disebabkan pembundaran / The total differs due to rounding

JADUAL 6 : IMPORT GETAH ASLI MENGIKUT JENIS TERPILIH

Table 6 : Imports of Natural Rubber by Selected Types

Tan metrik K.G.K.

Tonnes D.R.C.

Jenis Type	Dari dan melalui Singapura From and via Singapore					Terus Negeri Asing Direct Foreign					Jumlah Total				
	2017			Jumlah Terkumpul Cumulative		2017			Jumlah Terkumpul Cumulative		2017			Jumlah Terkumpul Cumulative	
	Mei ^P	Apr.	Mac	Jan.-Mei ^P 2017	Jan.-Mei 2016	Mei ^P	Apr.	Mac	Jan.-Mei ^P 2017	Jan.-Mei 2016	Mei ^P	Apr.	Mac	Jan.-Mei ^P 2017	Jan.-Mei 2016
Getah Asap Berbunga <i>Ribbed Smoked Sheets</i>	-	40	-	40	22	5,913	5,421	8,731	32,122	22,459	5,913	5,461	8,731	32,162	22,481
Lateks Pekat <i>Latex Concentrate</i>	-	-	-	-	-	27,069	23,284	26,419	127,228	131,063	27,069	23,284	26,419	127,228	131,063
Getah Berpiawaian* <i>Standard Rubber</i>	-	-	-	42	281	21,722	18,128	19,018	109,642	99,071	21,722	18,128	19,018	109,685	99,352
Jenis-jenis lain <i>Other types</i>	227	997	791	4,239	1,158	17,734	20,973	46,067	154,496	136,764	17,961	21,970	46,859	158,735	137,922
Jumlah Total	227	1,037	791	4,322	1,460	72,438	67,806	100,236	423,488	389,357	72,665	68,843	101,027	427,810	390,817

Jenis Type	Dari dan melalui Singapura From and via Singapore				Terus Negeri Asing Direct Foreign				Jumlah Total			
	2016	2015	2014	2013	2016	2015	2014	2013	2016	2014	2013	2012
Getah Asap Berbunga <i>Ribbed Smoked Sheets</i>	23	-	103	60	45,595	58,162	77,846	93,250	45,618	58,162	77,949	93,310
Lateks Pekat <i>Latex Concentrate</i>	-	2	11	27	318,419	318,298	315,699	344,592	318,419	318,300	315,710	344,619
Getah Berpiawaian* <i>Standard Rubber</i>	768	866	1,402	5,459	265,121	315,290	334,123	351,021	265,889	316,156	335,525	356,480
Jenis-jenis lain <i>Other types</i>	7,325	2,425	184	147	293,084	262,257	175,670	210,249	300,409	264,682	175,854	210,396
Jumlah Total	8,116	3,293	1,700	5,693	922,220	954,007	903,339	999,112	930,335	957,300	905,039	1,004,805

 Nota/Notes : ^P Awalan / Provisional

* Piawaian getah secara teknikal setaraf dengan G.M.M. / Rubber by technical standard similar to S.M.R.

K.G.K / D.R.C - Kandungan Getah Kering / Dry Rubber Content

Jumlah berbeza disebabkan pembundaran / The total differs due to rounding

JADUAL 7 : IMPORT GETAH ASLI MENGIKUT NEGARA ASAL

Table 7: Imports of Natural Rubber by Country of Origin

Tan metrik K.G.K.

Tonnes D.R.C.

Negara Asal Country of Origin	Dari dan melalui Singapura From and via Singapore					Terus Negeri Asing Direct Foreign					Jumlah Total				
	2017			Jumlah Terkumpul Cumulative		2017			Jumlah Terkumpul Cumulative		2017			Jumlah Terkumpul Cumulative	
	Mei ^P	Apr.	Mac	Jan.-Mei ^P 2017	Jan.-Mei 2016	Mei ^P	Apr.	Mac	Jan.-Mei ^P 2017	Jan.-Mei 2016	Mei ^P	Apr.	Mac	Jan.-Mei ^P 2017	Jan.-Mei 2016
Indonesia Rep.	-	-	-	-	128	2,863	1,409	846	7,147	1,045	2,863	1,409	846	7,147	1,173
Kemboja/Cambodia	-	-	-	-	-	2,162	2,600	1,385	9,808	5,909	2,162	2,600	1,385	9,808	5,909
India	-	404	-	404	-	1,963	2,971	3,482	15,188	4,013	1,963	3,375	3,482	15,592	4,013
Myanmar	-	-	-	-	-	1,511	1,162	2,766	11,357	14,238	1,511	1,162	2,766	11,357	14,238
Filipina/Philippines	-	21	100	860	650	10,092	8,554	14,226	55,423	21,589	10,092	8,575	14,326	56,283	22,239
Thailand	-	-	-	-	235	34,394	26,757	32,696	162,531	235,209	34,394	26,757	32,696	162,531	235,444
Viet Nam	-	-	-	90	-	4,351	2,701	3,385	25,417	46,258	4,351	2,701	3,385	25,507	46,258
Negara lain/Other countries	227	611	691	2,968	447	15,101	21,652	41,450	136,617	61,096	15,328	22,263	42,141	139,584	61,543
Jumlah Total	227	1,037	791	4,322	1,460	72,438	67,806	100,236	423,488	389,357	72,665	68,843	101,027	427,810	390,817

Negara Asal Country of Origin	Dari dan melalui Singapura From and via Singapore				Terus Negeri Asing Direct Foreign				Jumlah Total			
	2016	2015	2014	2013	2016	2015	2014	2013	2016	2015	2014	2013
Indonesia Rep.	128	132	43	247	2,774	4,574	9,458	10,184	2,902	4,706	9,501	10,431
Kemboja/Cambodia	642	129	178	290	24,986	17,982	25,377	24,455	25,628	18,111	25,555	24,745
India	-	-	-	-	7,933	3,795	7,482	22,817	7,933	3,795	7,482	22,817
Myanmar	-	-	-	-	27,298	25,503	16,339	27,355	27,298	25,503	16,339	27,355
Filipina/Philippines	2,789	50	-	-	65,513	66,065	59,100	57,290	68,302	66,115	59,100	57,290
Thailand	236	-	120	172	503,702	506,452	440,998	515,111	503,938	506,452	441,118	515,283
Viet Nam	382	-	207	2,439	120,677	188,531	229,743	228,712	121,059	188,531	229,950	231,151
Negara lain/Other countries	3,939	2,982	1,152	2,545	169,337	141,105	114,841	113,188	173,276	144,087	115,993	115,733
Jumlah Total	8,116	3,293	1,700	5,693	922,220	954,007	903,339	999,112	930,335	957,300	905,039	1,004,805

 Nota/Notes : ^P Awalan / Provisional

K.G.K / D.R.C - Kandungan Getah Kering / Dry Rubber Content

Jumlah berbeza disebabkan pembundaran / The total differs due to rounding

JADUAL 8: STOK GETAH ASLI PADA HUJUNG BULAN MENGIKUT BANCII

Table 8: Stocks of Natural Rubber held at the end of the month by Census

 Tan metrik K.G.K.
Tonnes D.R.C.

Banci Census	Pada akhir bulan At the end of the month	2017			2016		
		Mei ^P	Apr.	Mac	Mei	Apr.	Mac
Estet Getah <i>Rubber Estates</i>		161	113	132	128	122	123
Pemproses Getah <i>Rubber Processors</i>		190,382	213,979	236,395	168,914	194,109	220,197
Pengguna Getah <i>Rubber Consumers</i>		17,756	17,573	20,069	17,335	18,254	19,161
Jumlah <i>Total</i>		208,299	231,665	256,596	186,377	212,485	239,481

 Nota/Notes : ^P Awalan / Provisional

K.G.K / D.R.C - Kandungan Getah Kering / Dry Rubber Content

JADUAL 9 : PENGELUARAN DAN STOK LATEKS PEKAT

Table 9 : Production and Stocks of Concentrated Latex

 Tan metrik K.G.K.
Tonnes D.R.C.

Tempoh Period	Pengeluaran Production	Stok pada akhir tempoh Stocks at the end of period
2016	45,293	19,240
2015	45,862	20,058
2014	70,005	20,269
2013	72,949	21,001
2017 Jan.-Mei ^P	16,866	17,150
2016 Jan.-Mei	16,633	15,863
2017 Mei ^P	2,822	17,150
Apr.	2,424	17,742
Mac	3,522	20,895
2016 Mei	2,506	15,863
Apr.	2,419	17,310
Mac	3,384	19,468

JADUAL 10 : PENGGUNAAN DOMESTIK GETAH ASLI MENGIKUT INDUSTRI

Table 10 : Domestic Consumption of Natural Rubber by Industry

Tan metrik K.G.K.

Tonnes D.R.C.

Tempoh Period	Keterangan Industri Industry Description	Industri tayar dan tiub Tyres and tubes industries	Membuat kasut getah Manufacture of rubber footwear	Membuat produk getah lain, t.k.m. Manufacture of other rubber products, n.e.c.							Semua industri pembuatan lain yang menggunakan getah asli All other manufacturing industries consuming natural rubber (a)	Jumlah Total	
				Campuran getah Rubber compound	Gelang getah Rubber bands	Kepingan- kepingan getah Rubber sheeting sheeting	Produk lateks Latex products			Produk getah lain Other rubber products			
							Sarung tangan getah Rubber gloves	Benang getah Rubber thread	Foam Foam	Produk lateks lain Other latex products			
2016		38,962	623	1,480	2,509	3,925	359,511	39,985	6,382	16,429	11,272	5,054	486,132
2015		37,059	522	1,487	2,393	4,390	349,031	39,756	6,162	17,071	11,248	5,654	474,773
2014		30,702	601	1,383	2,505	4,629	319,539	35,769	5,350	28,997	11,584	6,422	447,481
2013		28,922	885	1,674	2,429	3,768	304,107	41,170	4,456	29,475	11,679	5,627	434,192
2017	Jan.-Mei ^P	16,302	211	628	1,094	2,017	144,903	17,343	2,169	6,853	4,181	2,113	197,814
2016	Jan.-Mei	16,679	237	604	1,097	1,612	149,633	16,321	2,889	7,080	4,796	1,928	202,876
2017	Mei ^P	3,327	50	135	235	435	28,916	3,912	493	2,141	847	405	40,896
	Apr.	3,244	44	113	220	385	28,424	3,421	399	1,667	845	406	39,168
	Mac	3,541	51	116	234	507	30,872	3,429	461	1,113	948	492	41,764
2016	Mei	3,516	53	154	209	462	30,401	3,598	599	1,389	957	413	41,751
	Apr.	3,336	57	114	239	386	30,217	3,112	632	1,481	956	359	40,889
	Mac	3,922	51	132	238	514	29,901	3,495	584	1,509	1,028	414	41,788

 Nota/Notes : ^P Awalan / Provisional

K.G.K / D.R.C - Kandungan Getah Kering / Dry Rubber Content

(a) Semua industri pembuatan lain yang menggunakan getah asli mengikut keterangan industri termasuk industri membuat tali-temali, tali dan pintal, membuat keluaran pulpa, kertas dan kertas tebal, t.k.m., membuat keluaran-keluaran kimia, t.k.m., membuat keluaran-keluaran plastik, t.k.m., bengkel-bengkel, kabel dan dawai, membuat bahagian pengganti kereta motor dan kelengkapannya, membuat dan memasang basikal, basikal roda tiga dan beca.

All other manufacturing industries consuming natural rubber according to industry description includes cordage, rope and twine industries, manufacture of pulp, paper and paperboard articles, n.e.c., manufacture of chemical products, n.e.c., manufacture of plastic products, n.e.c., foundries, cables and wires, manufacture of motor vehicle parts and accessories, manufacture and assembly of bicycles, tricycles and trishaws.

JADUAL 11: HARGA PURATA BULANAN BAGI GETAH ASLI
Table 11 : Average Monthly Price of Natural Rubber
Sen/Kg.

Tempoh Period	Harga di ladang Farmgate price		Sebut Harga pada waktu tengahari - "F.O.B."** Noon Quotations - F. O. B.							
	Susu Getah Cair Field Latex	Skrap Scrap	Lateks Pekat* Latex Concentrate	Getah Mutu Malaysia (1 - Pallet tan metrik) Standard Malaysian Rubber (1 - Tonne pallet)						
				G.M.M. CV S.M.R. CV	G.M.M. L S.M.R. L	G.M.M. 5 S.M.R. 5	G.M.M. GP S.M.R. GP	G.M.M. 10 S.M.R. 10	G.M.M. 20 S.M.R. 20	
2016	530.46	441.87	459.06	716.59	679.63	580.45	577.45	570.45	568.45	
2015	426.94	401.31	412.88	691.57	653.40	533.90	530.90	523.90	521.90	
2014	488.66	426.17	436.91	730.01	675.07	565.14	562.14	555.14	553.14	
2013	693.17	633.26	560.48	919.07	831.66	794.47	791.47	776.68	774.68	
2017	Jan.-Mei	819.06	666.51	701.89	1,071.25	1,045.76	841.98	838.98	831.98	829.98
2016	Jan.-Mei	460.23	390.43	416.95	651.08	616.23	525.27	522.27	515.27	513.27
2017	Mei	702.22	485.20	630.52	952.33	928.29	662.05	659.05	652.05	650.05
	Apr.	743.84	547.82	640.69	1,022.72	991.33	731.25	728.25	721.25	719.25
	Mac	872.74	700.17	731.80	1,112.87	1,094.20	875.07	872.07	865.07	863.07
2016	Mei	590.64	427.13	485.00	738.26	697.40	554.98	551.98	544.98	542.98
	Apr.	507.60	444.37	473.14	754.60	707.33	584.43	581.43	574.43	572.43
	Mac	427.01	390.83	408.52	625.80	593.16	528.98	525.98	518.98	516.98

Nota/Notes : * 60% Kandungan Getah Kering (K.G.K) / 60% Dry Rubber Content (D.R.C.)

** F.O.B. - Free On Board

Punca: Lembaga Getah Malaysia (LGM)

Source: Malaysian Rubber Board (MRB)

JADUAL 12 : GUNA TENAGA DAN GAJI & UPAH DIBAYAR MENGIKUT KATEGORI PEKERJA DI ESTET GETAH

Table 12 : Employment and Salaries & Wages Paid in Rubber Estates by Category of Workers

Seperti pada akhir tempoh <i>As at end of period</i>	Pemilik yang bekerja dan pekerja keluarga tidak bergaji <i>Working proprietors and unpaid family workers</i>	Pekerja bergaji dan Gaji & Upah <i>Employees and Salaries & Wages</i>											Jumlah yang diambil bekerja <i>Total number of persons engaged</i>		
		Pekerja diambil secara langsung <i>Employees directly employed</i>						Pekerja diambil secara kontrak <i>Employees on contract basis</i>						Jumlah Total <i>Total</i>	
		Kakitangan Pentadbiran <i>Administrative Staff</i>		Pekerja Estet <i>Estate Workers</i>		Pekerja Kilang <i>Factory Workers</i>		Pekerja Estet <i>Estate Workers</i>		Pekerja Kilang <i>Factory Workers</i>					
		Bilangan pekerja <i>Number of workers</i>	Gaji & Upah Salaries & Wages <i>(RM'000)</i>	Bilangan pekerja <i>Number of workers</i>	Gaji & Upah Salaries & Wages <i>(RM'000)</i>	Bilangan pekerja <i>Number of workers</i>	Gaji & Upah Salaries & Wages <i>(RM'000)</i>	Bilangan pekerja <i>Number of workers</i>	Gaji & Upah Salaries & Wages <i>(RM'000)</i>	Bilangan pekerja <i>Number of workers</i>	Gaji & Upah Salaries & Wages <i>(RM'000)</i>	Bilangan pekerja <i>Number of workers</i>		Gaji & Upah Salaries & Wages <i>(RM'000)</i>	
2016	Dis.	2	1,485	3,544	6,751	9,784	53	80	1,975	3,224	-	-	10,264	16,632	10,266
2015	Dis.	4	1,521	3,467	7,512	12,526	42	71	2,561	3,855	-	-	11,636	19,919	11,640
2014	Dis.	4	1,492	3,367	8,593	11,129	44	62	2,231	3,106	-	-	12,360	17,664	12,364
2013	Dis.	4	1,439	3,499	8,304	12,011	45	71	2,258	3,765	-	-	12,046	19,346	12,050
2017	Mei ^P	2	1,543	3,460	6,569	6,776	49	56	1,562	2,063	-	-	9,723	12,355	9,725
	Apr.	2	1,513	3,231	6,424	6,322	49	52	1,562	1,794	-	-	9,548	11,399	9,550
	Mac	2	1,514	3,298	6,484	7,419	49	65	1,722	2,420	-	-	9,769	13,202	9,771
2016	Mei	4	1,498	3,259	7,150	6,086	45	44	2,151	2,024	-	-	10,844	11,413	10,848
	Apr.	4	1,527	3,143	7,279	6,219	45	43	2,183	1,925	-	-	11,034	11,330	11,038
	Mac	4	1,545	3,212	7,340	7,488	45	55	2,337	2,451	-	-	11,267	13,206	11,271

 Nota/Notes : ^P Awalan / Provisional

JADUAL 13 : PRODUKTIVITI PENGELUARAN DAN PENOREH BAGI ESTET GETAH
Table 13 : Productivity of Production and Tappers in Rubber Estates

Tempoh Period	Bilangan pekerja pada akhir tempoh Number of workers at end of period			Gaji & Upah (RM '000) Salaries & Wages			Keluasan ditanam pada akhir tempoh Planted area at end of period (Hektar) (Hectare)	Pengeluaran Production (Kg K.G.K) (Kg D.R.C)	Keluasan ditoreh pada akhir tempoh Tapped area at end of period (Hektar) (Hectare)	Purata bil. hari menoreh Average number of tapping days	Produktiviti pengeluaran Productivity of production (Kg/Ha) (Kg/Ha)	Produktiviti penoreh (sehari) Productivity of tappers (per day)				
	Pekerja Estet Estate Workers	Lain-Lain Others	Jumlah Total	Pekerja Estet Estate Workers	Lain-Lain Others	Jumlah Total						Penoreh Tappers	Pekerja Ladang Field Workers	(RM) Kg K.G.K) (Kg D.R.C.)		
2016	6,463	2,263	1,540	10,266	95,316	30,584	39,575	165,475	77,405	53,035,903	38,613	267	1,373.5	55.2	30.7	
2015	7,787	2,286	1,567	11,640	112,533	32,051	38,938	183,522	76,751	57,028,172	38,638	264	1,476.0	54.8	27.8	
2014	8,201	2,623	1,540	12,364	117,692	31,975	38,065	187,732	80,084	55,768,872	39,276	261	1,419.9	55.0	26.0	
2013	8,116	2,446	1,488	12,050	125,364	28,046	36,133	189,543	77,411	57,394,090	41,207	258	1,392.8	59.9	27.4	
2017	Jan.-Mei ^P	5,982	2,149	1,594	9,725	35,642	11,751	16,856	64,249	75,410	19,486,507	37,239	105	523.3	56.9	31.1
2016	Jan.-Mei	6,919	2,382	1,547	10,848	36,220	12,164	16,379	64,763	79,533	18,944,550	38,348	113	494.0	46.5	24.3
2017	Mei ^P	5,982	2,149	1,594	9,725	6,321	2,518	3,516	12,355	75,410	3,102,781	37,239	21	83.3	49.9	24.5
	Apr.	5,979	2,007	1,564	9,550	5,827	2,288	3,284	11,399	75,761	2,662,388	37,613	20	70.8	49.0	22.4
	Mac	6,159	2,047	1,565	9,771	7,539	2,301	3,362	13,202	75,926	4,224,949	38,216	23	110.6	53.5	30.0
2016	Mei	6,919	2,382	1,547	10,848	5,767	2,343	3,303	11,413	79,533	2,620,020	38,348	21	68.3	39.6	18.0
	Apr.	7,079	2,383	1,576	11,038	5,803	2,341	3,186	11,330	79,803	2,525,333	38,505	23	65.6	36.3	15.8
	Mac	7,260	2,417	1,594	11,271	7,365	2,574	3,267	13,206	79,971	3,805,629	38,717	24	98.3	41.7	21.5

Nota/Notes :
^P Awalan / Provisional

K.G.K / D.R.C - Kandungan Getah Kering / Dry Rubber Content

JADUAL 14 : PENGELUARAN, KELUASAN DITOREH DAN PURATA BILANGAN HARI MENOREH BAGI ESTET GETAH MENGIKUT NEGERI
Table 14 : Production, Tapped Area and Average Number of Tapping Days in Rubber Estates by State

Negeri State (a)	Bilangan estet Number of estates	Pengeluaran Production Tan metrik K.G.K. Tonnes D.R.C.			Keluasan ditoreh pada akhir tempoh Tapped area at end of period Hektar Hectare			Purata bilangan hari menoreh Average number of tapping days		
		2017			2017			2017		
		Mei ^P	Apr.	Mac	Mei ^P	Apr.	Mac	Mei ^P	Apr.	Mac
Johor	13	421	530	615	4,959	5,109	5,130	23	23	23
Kedah & Perlis	41	863	424	701	10,538	10,569	10,609	20	19	22
Kelantan & Terengganu	25	400	445	934	7,415	7,790	7,890	19	19	24
Melaka	6	40	47	68	354	393	469	20	19	19
Negeri Sembilan	17	548	535	752	4,311	4,311	4,386	23	21	23
Pahang	12	308	359	552	4,055	4,016	4,027	22	20	25
Perak	20	277	179	385	3,619	3,619	3,717	22	19	23
Selangor	8	240	140	215	1,800	1,618	1,800	24	23	24
Sabah & Sarawak	3	6	3	3	188	188	188	17	19	25
Jumlah <i>Total</i>	145	3,103	2,662	4,225	37,239	37,613	38,216	21	20	23

 Nota/Notes : ^P Awalan / Provisional

(a) Tiada estet direkodkan bagi negeri Pulau Pinang / No estates were recorded in Pulau Pinang.

K.G.K / D.R.C - Kandungan Getah Kering / Dry Rubber Content

NOTA TEKNIKAL

TECHNICAL NOTES

NOTA TEKNIKAL

- 1. Pendahuluan** Penerbitan ini memuatkan perangkaan utama getah asli yang diperoleh daripada Banci Estet Getah (RE), Banci Pemproses Getah (RP) dan Banci Pengguna Getah (RC) yang dilaksanakan setiap bulan.
- 2. Objektif** Objektif utama penerbitan ini adalah untuk memaparkan perangkaan getah asli berkaitan pengeluaran, import, eksport, penggunaan domestik dan stok. Di samping itu, data harga, bilangan pekerja, gaji & upah dan produktiviti di estet getah turut dimuatkan. Perangkaan ini akan membantu dalam perancangan dan penggubalan dasar serta pembuat keputusan bagi industri berasaskan getah.
- 3. Kuasa perundangan** Banci ini dilaksanakan di bawah Akta Perangkaan 1965 (Disemak 1989). Seksyen 5 di bawah Akta ini menghendaki mana-mana pertubuhan yang beroperasi di Malaysia untuk memberikan maklumat sebenar atau anggaran terbaik kepada Jabatan. Mengikut Akta ini, kandungan soal selidik yang diterima adalah sulit dan hanya angka agregat diterbitkan. Sementara itu, Seksyen 7 di bawah Akta yang sama memperuntukkan denda kepada responden yang gagal memberi kerjasama kepada banci yang dijalankan.
- 4. Skop dan liputan** Banci ini meliputi semua estet getah, kilang pemproses getah dan kilang pengguna getah di Malaysia yang berdaftar dengan Suruhanjaya Syarikat Malaysia (SSM), Lembaga Getah Malaysia (LGM) dan Pihak Berkuasa Kemajuan Pekebun Kecil Perusahaan Getah (RISDA).
- Banci RE meliputi industri penanaman pokok getah (estet). Industri peringkat 5 digit (01291) ini dikelaskan mengikut Piawaian Klasifikasi Industri Malaysia (MSIC) 2008. Banci RP meliputi kilang-kilang yang memproses getah asli mentah untuk menjadi produk separa siap (Contoh: Getah Mutu Malaysia (G.M.M.), susu getah pekat, dsb.). Manakala banci RC meliputi kilang-kilang yang menggunakan getah asli

mentah/produk separuh siap dan diproses menjadi produk siap (Contoh: tayar, sarung tangan getah dsb.).

5. Rangka (sumber)

Rangka banci getah dikemas kini setiap tahun untuk mengambil kira pertubuhan baru dan sebarang perubahan yang berlaku kepada pertubuhan seperti tutup, tidak beroperasi, perubahan jenis aktiviti, lokasi kilang atau alamat pos.

6. Metodologi

Banci ini dilaksanakan secara mel menggunakan borang soal selidik RE, RP dan RC. Responden diberi tempoh satu bulan untuk melengkap dan mengembalikan borang soal selidik tersebut kepada Jabatan ini. Kerja luar dijalankan untuk mendapatkan borang lengkap daripada pertubuhan yang tidak respons.

7. Konsep dan definisi

Konsep dan definisi yang digunakan adalah berasaskan kepada syor-syor Pejabat Perangkaan Pertubuhan Bangsa-Bangsa Bersatu¹ dan *The Association of Natural Rubber Producing Countries* (ANRPC). Konsep berkenaan mengikut amalan yang sudah diterima pakai bagi memudahkan perbandingan data dibuat di peringkat antarabangsa.

8. Takrif industri getah

Estet getah

- (i) Semua kawasan, bersambungan atau berpecah-pecah dengan keluasan tidak kurang daripada 40.47 hektar (100 ekar), ditanam dengan getah atau di mana penanaman getah dibenarkan dan di bawah satu hak milik yang sah; atau
- (ii) Mana-mana keluasan tanaman getah yang telah wujud dalam estet kelapa, koko atau kelapa sawit.

Kebun kecil getah

Meliputi semua kawasan, bersambungan atau berpecah-pecah, berjumlah kurang daripada 40.47 hektar (100 ekar), ditanam dengan getah atau di mana penanaman getah dibenarkan dan di bawah satu hak milik yang sah. Kebun kecil getah terdiri daripada tersusun dan tidak tersusun. Kebun kecil yang tersusun meliputi kawasan di bawah rancangan kerajaan seperti berikut :-

¹ *International Recommendations for Industrial Statistics, United Nations' Statistical Office, Statistical Papers, Series, M No. 90, United Nations, New York, 2009.*

- (i) Lembaga Kemajuan Tanah Persekutuan (FELDA);
- (ii) RISDA;
- (iii) Lembaga Penyatuan dan Pemulihan Tanah Negara (FELCRA);
- (iv) Rancangan tanah Kerajaan Persekutuan yang lain; dan
- (v) Rancangan tanah Kerajaan Negeri.

Keluasan ditanam

Keluasan bertanam dengan getah (matang dan/atau belum matang) dan tidak terbiar selama-lamanya.

Keluasan ditoreh

Keluasan di bawah getah matang yang telah ditoreh termasuk kawasan yang "direhatkan" di bawah sistem giliran torehan.

Pengeluaran

Pengeluaran getah asli merujuk kepada kandungan getah kering (KGK) bagi susu getah cair, getah keping dan skrap (getah buku dan getah kulit) yang dihasilkan oleh estet dan pekebun kecil. Data ini dikumpul dari data pembelian getah mentah oleh kilang pemproses (RP).

Hasil

Hasil diperoleh dengan membahagikan jumlah pengeluaran dengan purata luas hektar yang ditoreh pada bulan rujukan.

9. Import dan Eksport

Data import dan eksport dikumpul oleh Jabatan daripada borang pengikraran import dan eksport yang diperoleh daripada Jabatan Kastam Diraja Malaysia dan Lembaga-Lembaga Zon Bebas. Angka perdagangan luar negeri Malaysia tidak termasuk perdagangan antara kawasan iaitu antara Semenanjung Malaysia, Sabah dan Sarawak.

Import

Sesuatu barang yang dibawa masuk ke dalam negara, sama ada secara terus atau disimpan di gudang-gudang yang dikawal. Barang-barang tersebut adalah sama ada untuk kegunaan sendiri, diproses, digunakan dalam perkilangan ataupun untuk dieksport semula ke negara lain. Pengkelasan import ini diistilahkan juga sebagai 'import umum'. Di dalam laporan ini, import dikelaskan mengikut negara asal barang tersebut, iaitu negara di mana barang berkenaan

terakhir dibuat sebelum ianya diimportkan ke dalam kawasan pendaftaran.

Eksport

Sesuatu barang (keluaran atau buatan tempatan atau diimport untuk dieksport semula) yang dibawa keluar dari negara. Di dalam laporan ini, eksport dikelaskan mengikut negara dituju, iaitu negara di mana barang-barang berkenaan dijangka akan digunakan, sejauh mana ia boleh ditentukan pada masa ianya dieksport. Bagi barang yang dihantar berdasarkan "*Optional bill of lading*", pelabuhan pertama yang diikrarkan dianggap sebagai negara yang dituju. Sekiranya maklumat negara yang dituju bagi barang-barang yang dieksport melalui Singapura tidak diketahui/diperoleh, eksport sedemikian diambilkira sebagai eksport ke Singapura, iaitu di bawah kategori yang sama seperti barang-barang yang digunakan di Singapura. Eksport termasuk eksport semula. Pengkelasan eksport ini diistilahkan juga sebagai 'eksport umum'.

Data import dan eksport hanya meliputi kod getah asli di bawah HS4001.10.000 hingga HS4001.29.999.

- 10. Penggunaan domestik** Ia merujuk kepada penggunaan domestik getah asli seperti Getah Asap Berbunga (G.A.B.), susu getah pekat, Getah Mutu Malaysia (G.M.M.) dan sebagainya oleh pertubuhan pembuatan di Malaysia untuk mengeluarkan barangan seperti tayar dan tiub, kasut getah, sarung tangan getah, gelang getah, getah campuran dan lain-lain. Ianya tidak termasuk getah campuran & tebus guna getah dan getah sintetik.
- 11. Stok** Ia adalah stok getah yang dimiliki oleh sesebuah pertubuhan tidak kira di mana stok tersebut ditempatkan iaitu sama ada di dalam atau di luar kilang. Ia termasuk stok getah yang belum/sedang/telah diproses. Stok dilaporkan pada awal dan akhir bulan.
- 12. Harga** Harga purata pembeli waktu tengahari bagi getah "F.O.B." di Kuala Lumpur. Data ini diperolehi daripada Lembaga Getah Malaysia (LGM).
- 13. Hak milik** Hak milik sesebuah pertubuhan dikelaskan mengikut taraf residen pemilik/pemilik-pemilik modal berbayar yang terbesar (melebihi 50 peratus) dan bukannya mengikut taraf kerakyatan mereka.

- (i) Residen Malaysia ialah individu, syarikat atau organisasi lain yang lazimnya terletak di Malaysia untuk jangka masa sekurang-kurangnya satu tahun. Cawangan dan anak syarikat asing yang didaftarkan/diperbadankan di Malaysia adalah dianggap sebagai pemastautin Malaysia.
- (ii) Bukan residen Malaysia ialah individu, syarikat atau organisasi lain yang lazimnya terletak di negara selain Malaysia. Cawangan dan anak syarikat milik residen Malaysia di luar negeri juga dianggap sebagai bukan residen Malaysia.
- (iii) Hak milik bersama ialah residen Malaysia atau bukan residen Malaysia memegang jumlah saham yang sama banyak dalam perniagaan berkenaan.

14. Guna tenaga

Jumlah pekerja

Bilangan orang yang bekerja pada bulan Disember atau pada tempoh pembayaran gaji terakhir bagi bulan rujukan.

Gaji & upah dibayar

Pembayaran tunai, termasuk bonus yang dibayar komisen, bayaran lebih masa, elaun kos sara hidup dan elaun-elaun lain yang dibayar kepada semua pekerja bergaji dalam tempoh tahun rujukan. Sementara caruman pekerja kepada Kumpulan Wang Simpanan Pekerja (KWSP) dan Pertubuhan Keselamatan Sosial (PERKESO) turut dimasukkan, caruman oleh majikan dikecualikan. Elaun kepada pemilik yang bekerja, rakan niaga yang bekerja dan pekerja keluarga tidak bergaji juga dikecualikan.

15. Pembundaran

Jumlah bagi komponen mungkin berbeza dengan jumlah besar dalam jadual penerbitan disebabkan oleh pembundaran angka.

16. Nota dan simbol

K.G.K	Kandungan Getah Kering
RM	Ringgit Malaysia
Kg/Hek	Kilogram sehektar
-	Tiada data

TECHNICAL NOTES

1. Introduction

This publication provides principal statistics of Natural Rubber information on rubber obtained from the Census of Rubber Estates (RE), Census of Rubber Processors (RP) and Census of Rubber Consumers (RC) were conducted every month.

2. Objective

The main objective of this report is to provide statistics on rubber with regards to production, imports, exports, domestic consumption and stocks. In addition, data of prices, number of employees, salaries & wages and productivity in rubber estates are also included. These statistics will assist the government in development planning, policy making and decision-makers of rubber based industries.

3. Legal authority

The survey was conducted under the provisions of the Statistics Act, 1965 (Revised 1989). Section 5 of this Act requires all establishments operating in Malaysia to provide actual information or best estimates to the Department. The Act stipulates that the contents of the individual returns received are confidential and only aggregated figures are published. Meanwhile, Section 7 under the same Act provides the penalty to the respondents that could not comply with the survey undertaken.

4. Scope and coverage

The census covered all rubber estates, rubber processor factories and rubber consumer factories in Malaysia registered with the Companies Commission of Malaysia (SSM), Malaysian Rubber Board (MRB) and Rubber Industry Smallholders Development Authority (RISDA).

The census of RE covered growing of rubber trees (estates). This industrial 5-digit level (01291) is classified under the Malaysia Standard Industrial Classification (MSIC) 2008. Census of RP covered the factories processing raw natural rubber into semi-finished products (Example: Standard Malaysian Rubber (S.M.R.), Latex Concentrate (LC) etc.). Whereas census of RC covered to factories consuming raw natural rubber/semi-finished products and processed into finished products (Example: tyres, gloves etc.).

5. Frame (source)

The frame (source) of rubber censuses are updated annually to take into account new establishments and to record any changes in the status of the establishments such as closed down, not operation, change in activities and location or postal addresses.

6. Methodology

The census was primarily conducted through mail enquiry using RE, RP and RC questionnaire. Respondents were given one month to complete and return the questionnaire to the Department. Field enumeration was then carried out to collect the complete questionnaire from the establishments that did not respond.

7. Concepts and definitions

Concepts and definitions used are based on the recommendations of the United Nations' Statistical Office¹ and The Association of Natural Rubber Producing Countries (ANRPC). These concepts adhere to accepted practices, thereby facilitating international comparability of data.

8. Definition of rubber industry

Rubber estate

- (i) All areas, contiguous or non-contiguous, aggregating not less than 40.47 hectares (100 acres), planted with rubber or on which the planting of rubber is permitted and is under a single legal ownership; or*

- (ii) Any area planted with rubber in a coconut, cocoa or oil palm estate.*

Rubber smallholding

It is defined as all areas, contiguous or non-contiguous, aggregating less than 40.47 hectares (100 acres), planted with rubber or on which the planting of rubber is permitted and is under a single legal ownership. Smallholdings can be organized or unorganized. Organized smallholdings include those under various government schemes such as follows :-

- (i) Federal Land Development Authority (FELDA);*
- (ii) RISDA;*
- (iii) Federal Land Consolidation and Rehabilitation Authority (FELCRA);*

¹ *International Recommendations for Industrial Statistics, United Nations' Statistical Office, Statistical Papers, Series, M No. 90, United Nations, New York, 2009.*

- (iv) *Other Federal Government land schemes; and*
- (v) *State Government land schemes.*

Planted area

The area planted with rubber (mature and/or immature) and which has not been abandoned permanently.

Tapped area

The area under mature rubber that has been tapped including areas "rested" under rotational systems.

Production

Production of natural rubber refers to the dry rubber content (DRC) of field latex, rubber sheets and scrap (lump and bark) produced by estates and smallholders. This data is collected from the purchasing data of raw rubber processor factories.

Yield

The yield is derived by dividing the total production by the average hectareage tapped during the reference month.

9. Imports and exports

The data on imports and exports are compiled by the Department of Statistics from declaration forms sourced from the Malaysian Royal Customs Department and Free Zone Authorities. External trade data for Malaysia do not include inter-regional trade between Peninsular Malaysia, Sabah and Sarawak.

Import

Goods are brought into the country either directly or into bonded warehouses, whether or not such goods are for consumption, to be processed, used in manufacturing or for subsequent re-exports to other countries. This categorization of imports is also termed as 'general imports'. In this report, imports are classified according to the country of origin of the goods, that is, the country where the goods are given the final form before they are imported into the registration area.

Exports

Goods (locally produced or manufactured or imported for subsequent re-exports) taken out of the country. In this report, exports are classified according to the country of destination, that is, the country where it is expected that the goods will be consumed insofar as this can be ascertained at the time of export. In the case of goods shipped on an "Optional bill of lading", the country of destination refers to that of the first port declared. If the information regarding the country of destination of goods exported via Singapore is not known/available, such exports are included under the value of exports to Singapore that is, under the same category as goods consumed in Singapore. Exports include re-exports. This categorization of exports is also termed as 'general exports'.

Data of imports and exports only covers natural rubber codes under HS4001.10.000 to HS4001.29.999.

10. Domestic consumption This refers to the usage of natural rubber such as latex concentrate, Ribbed Smoked Sheet (R.S.S.), Standard Malaysian Rubber (S.M.R.), etc. by manufacturing establishments in Malaysia to produce products such as tyres and tubes, rubber footwear, rubber gloves, rubber bands and others. Excluding rubber compound & reclaimed rubber and synthetic rubber.

11. Stocks This refers to stocks of rubber owned by establishments regardless where it is located i.e. inside or outside the factory. They include stocks of unprocessed/in process/processed rubber. Stocks are reported as at the beginning and the end of the month.

12. Prices Average buyers' mid-day prices for rubber "F.O.B." in Kuala Lumpur. Data on prices are obtained from MRB.

13. Ownership The ownership of an establishment is classified by the residential status of the owner(s) of the majority (more than 50 per cent) of the paid-up capital and not by their citizenship status.

(i) Malaysian resident is any individual, company or other organization ordinarily domiciled in Malaysia for a period of at least one year. Malaysian registered branches and incorporated subsidiaries of foreign based/origins are also regarded as residents.

(ii) *Non-Malaysian resident is any individual, company or other organization ordinarily domiciled in a country other than Malaysia. Foreign branches and/or subsidiaries abroad owned by residents are also regarded as non-residents.*

(iii) *Joint-Ownership is any Malaysian residents and Non-Malaysian residents held equal shares in the business.*

14. Employment

Total number of persons engaged

Number of persons working during December or the last pay period of the reference month. The number of persons engaged was classified under the following categories:

Working proprietors and active business partners

This category refers to all individual proprietors and partners, part-time or full-time, who are actively engaged in the work of the establishment. It therefore excludes silent and inactive partners.

Unpaid family workers

This is defined as all persons (full-time or part-time) of the household of any of the owners' of the establishment who perform a specified job and work for a minimum of one third of the normal working time of the establishment, but do not receive regular payment either in cash or in kind for the work done. Such workers generally receive food, shelter and other support as part of the household of an owner but these provisions would continue whether they worked in the establishment or not.

Full-time employees

This is defined as all paid workers who work for at least six hours a day and for at least 20 days a month.

Part-time employees

This is defined to include all paid workers who work for less than six hours a day and/or less than 20 days a month.

Salaries & wages paid

Salaries & wages paid refer to cash payments, including bonuses, paid commissions, overtime wages, cost of living and allowances made to all employees during the reference year. While the

employees' contributions to Employees' Provident Fund (EPF) and Social Security Organisation (SOCSO) is included. The employer's contributions are excluded. Allowances to working proprietor, working partners and unpaid family worker are also not included.

15. Rounding

The sum of the components may not add up to the totals in the tables presented in this publication due to rounding.

16. Symbols and notations

<i>D.R.C</i>	<i>Dry Rubber Content</i>
<i>RM</i>	<i>Ringgit Malaysia</i>
<i>Kg/Ha</i>	<i>Kilogram per hectare</i>
<i>-</i>	<i>Nil</i>



HARGA :
PRICE : **RM 5.00**

BOLEH DIPEROLEH DARI :
OBTAINABLE FROM :

JABATAN PERANGKAAN MALAYSIA
(DEPARTMENT OF STATISTICS, MALAYSIA)

BLOK C6, KOMPLEKS C,
PUSAT PENTADBIRAN KERAJAAN PERSEKUTUAN,
62514 PUTRAJAYA,
MALAYSIA.

TELEFON / TELEPHONE : 03-8885 7000
FAKS / FAX : 03-8888 9248
E-MEL / E-MAIL : jpbkkp@dosm.gov.my
LAMAN WEB / WEBSITE : <http://www.dosm.gov.my>

Diterbitkan dan dicetak oleh Jabatan Perangkaan Malaysia
Published and printed by Department of Statistics, Malaysia